



See a Social Security Number? Say Something!
Report Privacy Problems to <https://public.resource.org/privacy>
Or call the IRS Identity Theft Hotline at 1-800-908-4490



Form **990-PF**

Department of the Treasury
Internal Revenue Service

Return of Private Foundation

or Section 4947(a)(1) Trust Treated as Private Foundation

▶ Do not enter social security numbers on this form as it may be made public.

▶ Information about Form 990-PF and its instructions is at www.irs.gov/form990pf.

OMB No 1545-0052




2014



Open to Public Inspection

For calendar year 2014, or tax year beginning 01-01-2014, and ending 12-31-2014

Name of foundation ROBERT T KEELER FOUNDATION CO MARY L RUST		A Employer identification number 31-1420552	
Number and street (or P O box number if mail is not delivered to street address) 425 WALNUT STREET SUITE 1800		B Telephone number (see instructions) (513) 381-2838	
City or town, state or province, country, and ZIP or foreign postal code CINCINNATI, OH 452023957		C If exemption application is pending, check here <input type="checkbox"/>	
G Check all that apply <input type="checkbox"/> Initial return <input type="checkbox"/> Initial return of a former public charity <input type="checkbox"/> Final return <input type="checkbox"/> Amended return <input type="checkbox"/> Address change <input type="checkbox"/> Name change		D 1. Foreign organizations, check here <input type="checkbox"/> 2. Foreign organizations meeting the 85% test, check here and attach computation <input type="checkbox"/>	
H Check type of organization <input checked="" type="checkbox"/> Section 501(c)(3) exempt private foundation <input type="checkbox"/> Section 4947(a)(1) nonexempt charitable trust <input type="checkbox"/> Other taxable private foundation		E If private foundation status was terminated under section 507(b)(1)(A), check here <input type="checkbox"/>	
I Fair market value of all assets at end of year (from Part II, col. (c), line 16) ▶ \$ 28,927,160		F If the foundation is in a 60-month termination under section 507(b)(1)(B), check here <input type="checkbox"/>	
J Accounting method <input checked="" type="checkbox"/> Cash <input type="checkbox"/> Accrual <input type="checkbox"/> Other (specify) _____ (Part I, column (d) must be on cash basis.)			

Part I Analysis of Revenue and Expenses <small>(The total of amounts in columns (b), (c), and (d) may not necessarily equal the amounts in column (a) (see instructions))</small>		(a) Revenue and expenses per books	(b) Net investment income	(c) Adjusted net income	(d) Disbursements for charitable purposes (cash basis only)
Revenue	1 Contributions, gifts, grants, etc , received (attach schedule)				
	2 Check <input checked="" type="checkbox"/> if the foundation is not required to attach Sch B				
	3 Interest on savings and temporary cash investments	34	34		
	4 Dividends and interest from securities.	616,229	616,229		
	5a Gross rents				
	b Net rental income or (loss) _____				
	6a Net gain or (loss) from sale of assets not on line 10	1,114,386			
	b Gross sales price for all assets on line 6a 11,594,997				
	7 Capital gain net income (from Part IV, line 2) . . .		1,062,914		
	8 Net short-term capital gain				
	9 Income modifications				
	10a Gross sales less returns and allowances				
	b Less Cost of goods sold				
	c Gross profit or (loss) (attach schedule)				
	11 Other income (attach schedule)	83,734	83,734		
	12 Total. Add lines 1 through 11	1,814,383	1,762,911		
Operating and Administrative Expenses	13 Compensation of officers, directors, trustees, etc	20,683	4,137		16,546
	14 Other employee salaries and wages				
	15 Pension plans, employee benefits				
	16a Legal fees (attach schedule)	72,519	0		72,519
	b Accounting fees (attach schedule)				
	c Other professional fees (attach schedule)	157,497	157,497		0
	17 Interest				
	18 Taxes (attach schedule) (see instructions) . . .	645	645		0
	19 Depreciation (attach schedule) and depletion . . .				
	20 Occupancy				
	21 Travel, conferences, and meetings				
	22 Printing and publications				
	23 Other expenses (attach schedule)	51,849	45,085		575
	24 Total operating and administrative expenses. Add lines 13 through 23	303,193	207,364		89,640
	25 Contributions, gifts, grants paid	895,000			895,000
	26 Total expenses and disbursements. Add lines 24 and 25	1,198,193	207,364		984,640
	27 Subtract line 26 from line 12				
	a Excess of revenue over expenses and disbursements	616,190			
	b Net investment income (if negative, enter -0-)		1,555,547		
	c Adjusted net income (if negative, enter -0-)				

Part II Balance Sheets		Attached schedules and amounts in the description column should be for end-of-year amounts only (See instructions)	Beginning of year	End of year	
			(a) Book Value	(b) Book Value	(c) Fair Market Value
Assets	1	Cash—non-interest-bearing	71	94	94
	2	Savings and temporary cash investments	592,950	1,040,776	1,040,776
	3	Accounts receivable ▶ _____ Less allowance for doubtful accounts ▶ _____			
	4	Pledges receivable ▶ _____ Less allowance for doubtful accounts ▶ _____			
	5	Grants receivable			
	6	Receivables due from officers, directors, trustees, and other disqualified persons (attach schedule) (see instructions)			
	7	Other notes and loans receivable (attach schedule) ▶ _____ Less allowance for doubtful accounts ▶ _____			
	8	Inventories for sale or use			
	9	Prepaid expenses and deferred charges			
	10a	Investments—U S and state government obligations (attach schedule)			
	b	Investments—corporate stock (attach schedule)	9,962,765	 10,642,079	12,133,676
	c	Investments—corporate bonds (attach schedule).	4,685,639	 2,521,574	2,517,580
	11	Investments—land, buildings, and equipment basis ▶ _____ Less accumulated depreciation (attach schedule) ▶ _____			
	12	Investments—mortgage loans			
	13	Investments—other (attach schedule)	10,156,295	 11,815,716	13,235,034
	14	Land, buildings, and equipment basis ▶ _____ Less accumulated depreciation (attach schedule) ▶ _____			
15	Other assets (describe ▶ _____)				
16	Total assets (to be completed by all filers—see the instructions Also, see page 1, item I)	25,397,720	26,020,239	28,927,160	
Liabilities	17	Accounts payable and accrued expenses			
	18	Grants payable			
	19	Deferred revenue			
	20	Loans from officers, directors, trustees, and other disqualified persons			
	21	Mortgages and other notes payable (attach schedule)			
	22	Other liabilities (describe ▶ _____)			
	23	Total liabilities (add lines 17 through 22)	0	0	
	Net Assets or Fund Balances	Foundations that follow SFAS 117, check here ▶ <input type="checkbox"/> and complete lines 24 through 26 and lines 30 and 31.			
24		Unrestricted			
25		Temporarily restricted			
26		Permanently restricted			
Foundations that do not follow SFAS 117, check here ▶ <input checked="" type="checkbox"/> and complete lines 27 through 31.					
27		Capital stock, trust principal, or current funds	18,480	18,480	
28		Paid-in or capital surplus, or land, bldg , and equipment fund	0	0	
29		Retained earnings, accumulated income, endowment, or other funds	25,379,240	26,001,759	
30		Total net assets or fund balances (see instructions)	25,397,720	26,020,239	
31	Total liabilities and net assets/fund balances (see instructions)	25,397,720	26,020,239		

Part III Analysis of Changes in Net Assets or Fund Balances		
1	Total net assets or fund balances at beginning of year—Part II, column (a), line 30 (must agree with end-of-year figure reported on prior year’s return)	1 25,397,720
2	Enter amount from Part I, line 27a	2 616,190
3	Other increases not included in line 2 (itemize) ▶ 	3 7,160
4	Add lines 1, 2, and 3	4 26,021,070
5	Decreases not included in line 2 (itemize) ▶ 	5 831
6	Total net assets or fund balances at end of year (line 4 minus line 5)—Part II, column (b), line 30	6 26,020,239

Part IV

Capital Gains and Losses for Tax on Investment Income

(a) List and describe the kind(s) of property sold (e g , real estate, 2-story brick warehouse, or common stock, 200 shs MLC Co)		(b) How acquired P—Purchase D—Donation	(c) Date acquired (mo , day, yr)	(d) Date sold (mo , day, yr)
1a	See Additional Data Table			
b				
c				
d				
e				

(e) Gross sales price	(f) Depreciation allowed (or allowable)	(g) Cost or other basis plus expense of sale	(h) Gain or (loss) (e) plus (f) minus (g)
a	See Additional Data Table		
b			
c			
d			
e			

Complete only for assets showing gain in column (h) and owned by the foundation on 12/31/69			(I) Gains (Col (h) gain minus col (k), but not less than -0-) or Losses (from col (h))
(i) F M V as of 12/31/69	(j) Adjusted basis as of 12/31/69	(k) Excess of col (i) over col (j), if any	
a	See Additional Data Table		
b			
c			
d			
e			

2	Capital gain net income or (net capital loss)	{ If gain, also enter in Part I, line 7 If (loss), enter -0- in Part I, line 7 }	2	1,062,914
3	Net short-term capital gain or (loss) as defined in sections 1222(5) and (6) If gain, also enter in Part I, line 8, column (c) (see instructions) If (loss), enter -0- in Part I, line 8	}	3	

Part V

Qualification Under Section 4940(e) for Reduced Tax on Net Investment Income

(For optional use by domestic private foundations subject to the section 4940(a) tax on net investment income)

If section 4940(d)(2) applies, leave this part blank

Was the foundation liable for the section 4942 tax on the distributable amount of any year in the base period? ☐ Yes ☒ No

If "Yes," the foundation does not qualify under section 4940(e) Do not complete this part

1 Enter the appropriate amount in each column for each year, see instructions before making any entries

(a) Base period years Calendar year (or tax year beginning in)	(b) Adjusted qualifying distributions	(c) Net value of noncharitable-use assets	(d) Distribution ratio (col (b) divided by col (c))
2013	993,247	22,511,319	0 044122
2012	744,737	21,482,558	0 034667
2011	190,835	19,124,493	0 009979
2010	205,236	7,460,877	0 027508
2009	277,573	6,262,515	0 044323

2	Total of line 1, column (d).	2	0 160599
3	Average distribution ratio for the 5-year base period—divide the total on line 2 by 5, or by the number of years the foundation has been in existence if less than 5 years	3	0 032120
4	Enter the net value of noncharitable-use assets for 2014 from Part X, line 5.	4	28,148,368
5	Multiply line 4 by line 3.	5	904,126
6	Enter 1% of net investment income (1% of Part I, line 27b).	6	15,555
7	Add lines 5 and 6.	7	919,681
8	Enter qualifying distributions from Part XII, line 4.	8	984,640

If line 8 is equal to or greater than line 7, check the box in Part VI, line 1b, and complete that part using a 1% tax rate See
the Part VI instructions

Part VI

Excise Tax Based on Investment Income (Section 4940(a), 4940(b), 4940(e), or 4948—see page 18 of the instructions)

1a		Exempt operating foundations described in section 4940(d)(2), check here <input type="checkbox"/> and enter "N/A" on line 1			
b		Domestic foundations that meet the section 4940(e) requirements in Part V, check here <input checked="" type="checkbox"/> and enter 1% of Part I, line 27b		1	15,555
c		All other domestic foundations enter 2% of line 27b. Exempt foreign organizations enter 4% of Part I, line 12, col. (b)			
2		Tax under section 511 (domestic section 4947(a)(1) trusts and taxable foundations only. Others enter -0-)		2	0
3		Add lines 1 and 2.		3	15,555
4		Subtitle A (income) tax (domestic section 4947(a)(1) trusts and taxable foundations only. Others enter -0-)		4	0
5		Tax based on investment income. Subtract line 4 from line 3. If zero or less, enter -0-		5	15,555
6		Credits/Payments			
a		2014 estimated tax payments and 2013 overpayment credited to 2014	6a	22,308	
b		Exempt foreign organizations—tax withheld at source	6b		
c		Tax paid with application for extension of time to file (Form 8868)	6c	15,000	
d		Backup withholding erroneously withheld	6d		
7		Total credits and payments. Add lines 6a through 6d.		7	37,308
8		Enter any penalty for underpayment of estimated tax. Check here <input type="checkbox"/> if Form 2220 is attached.		8	
9		Tax due. If the total of lines 5 and 8 is more than line 7, enter amount owed		9	
10		Overpayment. If line 7 is more than the total of lines 5 and 8, enter the amount overpaid.		10	21,753
11		Enter the amount of line 10 to be Credited to 2015 estimated tax <input checked="" type="checkbox"/> 21,753 Refunded <input type="checkbox"/>		11	0

Part VII-A

Statements Regarding Activities

1a	During the tax year, did the foundation attempt to influence any national, state, or local legislation or did it participate or intervene in any political campaign?	1a	Yes	No
b	Did it spend more than \$100 during the year (either directly or indirectly) for political purposes (see Instructions for definition)? <i>If the answer is "Yes" to 1a or 1b, attach a detailed description of the activities and copies of any materials published or distributed by the foundation in connection with the activities.</i>	1b		No
c	Did the foundation file Form 1120-POL for this year?	1c		No
d	Enter the amount (if any) of tax on political expenditures (section 4955) imposed during the year: (1) On the foundation <input checked="" type="checkbox"/> \$ 0 (2) On foundation managers <input checked="" type="checkbox"/> \$ 0			
e	Enter the reimbursement (if any) paid by the foundation during the year for political expenditure tax imposed on foundation managers <input checked="" type="checkbox"/> \$ 0			
2	Has the foundation engaged in any activities that have not previously been reported to the IRS? <i>If "Yes," attach a detailed description of the activities.</i>	2		No
3	Has the foundation made any changes, not previously reported to the IRS, in its governing instrument, articles of incorporation, or bylaws, or other similar instruments? <i>If "Yes," attach a conformed copy of the changes.</i>	3		No
4a	Did the foundation have unrelated business gross income of \$1,000 or more during the year?	4a		No
b	If "Yes," has it filed a tax return on Form 990-T for this year?	4b		
5	Was there a liquidation, termination, dissolution, or substantial contraction during the year? <i>If "Yes," attach the statement required by General Instruction T.</i>	5		No
6	Are the requirements of section 508(e) (relating to sections 4941 through 4945) satisfied either: • By language in the governing instrument, or • By state legislation that effectively amends the governing instrument so that no mandatory directions that conflict with the state law remain in the governing instrument?	6	Yes	
7	Did the foundation have at least \$5,000 in assets at any time during the year? <i>If "Yes," complete Part II, col. (c), and Part XV.</i>	7	Yes	
8a	Enter the states to which the foundation reports or with which it is registered (see instructions): <input checked="" type="checkbox"/> OH			
b	If the answer is "Yes" to line 7, has the foundation furnished a copy of Form 990-PF to the Attorney General (or designate) of each state as required by General Instruction G? <i>If "No," attach explanation.</i>	8b	Yes	
9	Is the foundation claiming status as a private operating foundation within the meaning of section 4942(j)(3) or 4942(j)(5) for calendar year 2014 or the taxable year beginning in 2014 (see instructions for Part XIV)? <i>If "Yes," complete Part XIV.</i>	9		No
10	Did any persons become substantial contributors during the tax year? <i>If "Yes," attach a schedule listing their names and addresses.</i>	10		No

Part VII-A

Statements Regarding Activities *(continued)*

11	At any time during the year, did the foundation, directly or indirectly, own a controlled entity within the meaning of section 512(b)(13)? If "Yes," attach schedule (see instructions).	11		No
12	Did the foundation make a distribution to a donor advised fund over which the foundation or a disqualified person had advisory privileges? If "Yes," attach statement (see instructions)	12		No
13	Did the foundation comply with the public inspection requirements for its annual returns and exemption application?	13	Yes	
Website address N/A				
14	The books are in care of MARY L RUST Telephone no (513) 381-2838 Located at 425 WALNUT STREET SUITE 1800 CINCINNATI OH ZIP +4 452023957			
15	Section 4947(a)(1) nonexempt charitable trusts filing Form 990-PF in lieu of Form 1041 —Check here and enter the amount of tax-exempt interest received or accrued during the year.	15		
16	At any time during calendar year 2014, did the foundation have an interest in or a signature or other authority over a bank, securities, or other financial account in a foreign country?	16	Yes	No
See instructions for exceptions and filing requirements for FinCEN Form 114, Report of Foreign Bank and Financial Accounts (FBAR) If "Yes", enter the name of the foreign country				

Part VII-B

Statements Regarding Activities for Which Form 4720 May Be Required

File Form 4720 if any item is checked in the "Yes" column, unless an exception applies.			Yes	No
1a	During the year did the foundation (either directly or indirectly) (1) Engage in the sale or exchange, or leasing of property with a disqualified person? Yes No (2) Borrow money from, lend money to, or otherwise extend credit to (or accept it from) a disqualified person?. Yes No (3) Furnish goods, services, or facilities to (or accept them from) a disqualified person? Yes No (4) Pay compensation to, or pay or reimburse the expenses of, a disqualified person? Yes No (5) Transfer any income or assets to a disqualified person (or make any of either available for the benefit or use of a disqualified person)?. Yes No (6) Agree to pay money or property to a government official? (Exception. Check "No" if the foundation agreed to make a grant to or to employ the official for a period after termination of government service, if terminating within 90 days). Yes No			
b	If any answer is "Yes" to 1a(1)–(6), did any of the acts fail to qualify under the exceptions described in Regulations section 53.4941(d)-3 or in a current notice regarding disaster assistance (see instructions)? Organizations relying on a current notice regarding disaster assistance check here.	1b		
c	Did the foundation engage in a prior year in any of the acts described in 1a, other than excepted acts, that were not corrected before the first day of the tax year beginning in 2014?.	1c		No
2	Taxes on failure to distribute income (section 4942) (does not apply for years the foundation was a private operating foundation defined in section 4942(j)(3) or 4942(j)(5))			
a	At the end of tax year 2014, did the foundation have any undistributed income (lines 6d and 6e, Part XIII) for tax year(s) beginning before 2014?. If "Yes," list the years 20 , 20 , 20 , 20			
b	Are there any years listed in 2a for which the foundation is not applying the provisions of section 4942(a)(2) (relating to incorrect valuation of assets) to the year's undistributed income? (If applying section 4942(a)(2) to all years listed, answer "No" and attach statement—see instructions).	2b		
c	If the provisions of section 4942(a)(2) are being applied to any of the years listed in 2a, list the years here 20 , 20 , 20 , 20			
3a	Did the foundation hold more than a 2% direct or indirect interest in any business enterprise at any time during the year?. Yes No			
b	If "Yes," did it have excess business holdings in 2014 as a result of (1) any purchase by the foundation or disqualified persons after May 26, 1969, (2) the lapse of the 5-year period (or longer period approved by the Commissioner under section 4943(c)(7)) to dispose of holdings acquired by gift or bequest, or (3) the lapse of the 10-, 15-, or 20-year first phase holding period? (Use Schedule C, Form 4720, to determine if the foundation had excess business holdings in 2014.).	3b		
4a	Did the foundation invest during the year any amount in a manner that would jeopardize its charitable purposes?	4a		No
b	Did the foundation make any investment in a prior year (but after December 31, 1969) that could jeopardize its charitable purpose that had not been removed from jeopardy before the first day of the tax year beginning in 2014?	4b		No

5a	During the year did the foundation pay or incur any amount to		
	(1) Carry on propaganda, or otherwise attempt to influence legislation (section 4945(e))?	<input type="checkbox"/> Yes <input checked="" type="checkbox"/> No	
	(2) Influence the outcome of any specific public election (see section 4955), or to carry on, directly or indirectly, any voter registration drive?	<input type="checkbox"/> Yes <input checked="" type="checkbox"/> No	
	(3) Provide a grant to an individual for travel, study, or other similar purposes?	<input type="checkbox"/> Yes <input checked="" type="checkbox"/> No	
	(4) Provide a grant to an organization other than a charitable, etc., organization described in section 4945(d)(4)(A)? (see instructions).	<input type="checkbox"/> Yes <input checked="" type="checkbox"/> No	
	(5) Provide for any purpose other than religious, charitable, scientific, literary, or educational purposes, or for the prevention of cruelty to children or animals?	<input type="checkbox"/> Yes <input checked="" type="checkbox"/> No	
b	If any answer is "Yes" to 5a(1)–(5), did any of the transactions fail to qualify under the exceptions described in Regulations section 53.4945 or in a current notice regarding disaster assistance (see instructions)?		5b
	Organizations relying on a current notice regarding disaster assistance check here.	<input checked="" type="checkbox"/>	
c	If the answer is "Yes" to question 5a(4), does the foundation claim exemption from the tax because it maintained expenditure responsibility for the grant?	<input type="checkbox"/> Yes <input type="checkbox"/> No	
	<i>If "Yes," attach the statement required by Regulations section 53.4945–5(d).</i>		
6a	Did the foundation, during the year, receive any funds, directly or indirectly, to pay premiums on a personal benefit contract?	<input type="checkbox"/> Yes <input checked="" type="checkbox"/> No	
b	Did the foundation, during the year, pay premiums, directly or indirectly, on a personal benefit contract?		6b
	<i>If "Yes" to 6b, file Form 8870.</i>		No
7a	At any time during the tax year, was the foundation a party to a prohibited tax shelter transaction?	<input type="checkbox"/> Yes <input checked="" type="checkbox"/> No	
b	If yes, did the foundation receive any proceeds or have any net income attributable to the transaction?		7b

1 List all officers, directors, trustees, foundation managers and their compensation (see instructions).

2 Compensation of five highest-paid employees (other than those included on line 1—see instructions). If none, enter "NONE."

Total number of other employees paid over \$50,000.	0
--	---

Part VIII

Information About Officers, Directors, Trustees, Foundation Managers, Highly Paid Employees, and Contractors (continued)

3 Five highest-paid independent contractors for professional services (see instructions). If none, enter "NONE".		
(a) Name and address of each person paid more than \$50,000	(b) Type of service	(c) Compensation
FIFTH THIRD BANK	INVESTMENT MANAGEMENT	125,329
38 FOUNTAIN SQUARE CINCINNATI, OH 45202		
TAFT STETTINIUS & HOLLISTER LLP	LEGAL	72,519
425 WALNUT STREET SUITE 1800 CINCINNATI, OH 45202		
Total number of others receiving over \$50,000 for professional services.		0

Part IX-A

Summary of Direct Charitable Activities

List the foundation's four largest direct charitable activities during the tax year. Include relevant statistical information such as the number of organizations and other beneficiaries served, conferences convened, research papers produced, etc.	Expenses
1	
2	
3	
4	

Part IX-B

Summary of Program-Related Investments (see instructions)

Describe the two largest program-related investments made by the foundation during the tax year on lines 1 and 2	Amount
1	
2	
All other program-related investments See instructions	
3	
Total. Add lines 1 through 3	0

Part X

Minimum Investment Return (All domestic foundations must complete this part. Foreign foundations, see instructions.)

1	Fair market value of assets not used (or held for use) directly in carrying out charitable, etc , purposes		
a	Average monthly fair market value of securities.	1a	27,913,261
b	Average of monthly cash balances.	1b	663,762
c	Fair market value of all other assets (see instructions).	1c	0
d	Total (add lines 1a, b, and c).	1d	28,577,023
e	Reduction claimed for blockage or other factors reported on lines 1a and 1c (attach detailed explanation).	1e	0
2	Acquisition indebtedness applicable to line 1 assets.	2	0
3	Subtract line 2 from line 1d.	3	28,577,023
4	Cash deemed held for charitable activities Enter 1 1/2% of line 3 (for greater amount, see instructions).	4	428,655
5	Net value of noncharitable-use assets. Subtract line 4 from line 3 Enter here and on Part V, line 4	5	28,148,368
6	Minimum investment return. Enter 5% of line 5.	6	1,407,418

Part XI

Distributable Amount (see instructions) (Section 4942(j)(3) and (j)(5) private operating foundations and certain foreign organizations check here ☐ and do not complete this part.)

1	Minimum investment return from Part X, line 6.	1	1,407,418
2a	Tax on investment income for 2014 from Part VI, line 5.	2a	15,555
b	Income tax for 2014 (This does not include the tax from Part VI).	2b	
c	Add lines 2a and 2b.	2c	15,555
3	Distributable amount before adjustments Subtract line 2c from line 1.	3	1,391,863
4	Recoveries of amounts treated as qualifying distributions.	4	0
5	Add lines 3 and 4.	5	1,391,863
6	Deduction from distributable amount (see instructions).	6	0
7	Distributable amount as adjusted Subtract line 6 from line 5 Enter here and on Part XIII, line 1.	7	1,391,863

Part XII

Qualifying Distributions (see instructions)

1	Amounts paid (including administrative expenses) to accomplish charitable, etc , purposes		
a	Expenses, contributions, gifts, etc —total from Part I, column (d), line 26.	1a	984,640
b	Program-related investments—total from Part IX-B.	1b	0
2	Amounts paid to acquire assets used (or held for use) directly in carrying out charitable, etc , purposes.	2	
3	Amounts set aside for specific charitable projects that satisfy the		
a	Suitability test (prior IRS approval required).	3a	
b	Cash distribution test (attach the required schedule).	3b	
4	Qualifying distributions. Add lines 1a through 3b Enter here and on Part V, line 8, and Part XIII, line 4	4	984,640
5	Foundations that qualify under section 4940(e) for the reduced rate of tax on net investment income Enter 1% of Part I, line 27b (see instructions).	5	15,555
6	Adjusted qualifying distributions. Subtract line 5 from line 4.	6	969,085
Note: The amount on line 6 will be used in Part V, column (b), in subsequent years when calculating whether the foundation qualifies for the section 4940(e) reduction of tax in those years			

Part XIII

Undistributed Income (see instructions)

	(a) Corpus	(b) Years prior to 2013	(c) 2013	(d) 2014
1 Distributable amount for 2014 from Part XI, line 7				1,391,863
2 Undistributed income, if any, as of the end of 2014				
a Enter amount for 2013 only.			577,514	
b Total for prior years 20____, 20____, 20____		0		
3 Excess distributions carryover, if any, to 2014				
a From 2009.				
b From 2010.				
c From 2011.				
d From 2012.				
e From 2013.				
f Total of lines 3a through e.	0			
4 Qualifying distributions for 2014 from Part XII, line 4 ▶ \$ 984,640				
a Applied to 2013, but not more than line 2a			577,514	
b Applied to undistributed income of prior years (Election required—see instructions).		0		
c Treated as distributions out of corpus (Election required—see instructions).	0			
d Applied to 2014 distributable amount.				407,126
e Remaining amount distributed out of corpus	0			
5 Excess distributions carryover applied to 2014 (If an amount appears in column (d), the same amount must be shown in column (a).)	0			0
6 Enter the net total of each column as indicated below:				
a Corpus Add lines 3f, 4c, and 4e Subtract line 5	0			
b Prior years' undistributed income Subtract line 4b from line 2b.		0		
c Enter the amount of prior years' undistributed income for which a notice of deficiency has been issued, or on which the section 4942(a) tax has been previously assessed.		0		
d Subtract line 6c from line 6b Taxable amount—see instructions		0		
e Undistributed income for 2013 Subtract line 4a from line 2a Taxable amount—see instructions			0	
f Undistributed income for 2014 Subtract lines 4d and 5 from line 1 This amount must be distributed in 2015				984,737
7 Amounts treated as distributions out of corpus to satisfy requirements imposed by section 170(b)(1)(F) or 4942(g)(3) (Election may be required - see instructions).	0			
8 Excess distributions carryover from 2009 not applied on line 5 or line 7 (see instructions). . . .	0			
9 Excess distributions carryover to 2015. Subtract lines 7 and 8 from line 6a	0			
10 Analysis of line 9				
a Excess from 2010. . . .				
b Excess from 2011. . . .				
c Excess from 2012. . . .				
d Excess from 2013. . . .				
e Excess from 2014. . . .				

Part XIV

4942(j)(3) or 4942(j)(5)

3

Part XV

1

2

Time	11	12	13	14	15	16	17	18	19	20	21	22	23	24	25	26	27	28	29	30	31	32	33	34	35	36	37	38	39	40	41	42	43	44	45	46	47	48	49	50	51	52	53	54	55	56	57	58	59	60	61	62	63	64	65	66	67	68	69	70	71	72	73	74	75	76	77	78	79	80	81	82	83	84	85	86	87	88	89	90	91	92	93	94	95	96	97	98	99	100
Time	11	12	13	14	15	16	17	18	19	20	21	22	23	24	25	26	27	28	29	30	31	32	33	34	35	36	37	38	39	40	41	42	43	44	45	46	47	48	49	50	51	52	53	54	55	56	57	58	59	60	61	62	63	64	65	66	67	68	69	70	71	72	73	74	75	76	77	78	79	80	81	82	83	84	85	86	87	88	89	90	91	92	93	94	95	96	97	98	99	100

Part XV

Supplementary Information (continued)

3 Grants and Contributions Paid During the Year or Approved for Future Payment

Recipient	If recipient is an individual, show any relationship to any foundation manager or substantial contributor	Foundation status of recipient	Purpose of grant or contribution	Amount
Name and address (home or business)				
a Paid during the year See Additional Data Table				
Total			3a	895,000
b Approved for future payment				
Total			3b	0

Enter gross amounts unless otherwise indicated

Part XVI-B Relationship of Activities to the Accomplishment of Exempt Purposes

Form **990-PF** (2014)

1 Did the organization directly or indirectly engage in any of the following with any other organization described in section 501(c) of the Code (other than section 501(c)(3) organizations) or in section 527, relating to political organizations?			Yes	No
a Transfers from the reporting foundation to a noncharitable exempt organization of				
(1) Cash.		1a(1)		No
(2) Other assets.		1a(2)		No
b Other transactions				
(1) Sales of assets to a noncharitable exempt organization.		1b(1)		No
(2) Purchases of assets from a noncharitable exempt organization.		1b(2)		No
(3) Rental of facilities, equipment, or other assets.		1b(3)		No
(4) Reimbursement arrangements.		1b(4)		No
(5) Loans or loan guarantees.		1b(5)		No
(6) Performance of services or membership or fundraising solicitations.		1b(6)		No
c Sharing of facilities, equipment, mailing lists, other assets, or paid employees.		1c		No
d If the answer to any of the above is "Yes," complete the following schedule. Column (b) should always show the fair market value of the goods, other assets, or services given by the reporting foundation. If the foundation received less than fair market value in any transaction or sharing arrangement, show in column (d) the value of the goods, other assets, or services received				

[illegible]

2a Is the foundation directly or indirectly affiliated with, or related to, one or more tax-exempt organizations described in section 501(c) of the Code (other than section 501(c)(3)) or in section 527? ☐ Yes ☒ No

b If "Yes," complete the following schedule		
(a) Name of organization	(b) Type of organization	(c) Description of relationship

Under penalties of perjury, I declare that I have examined this return, including accompanying schedules and statements, and to the best of my knowledge and belief, it is true, correct, and complete. Declaration of preparer (other than taxpayer) is based on all information of which preparer has any knowledge.

Sign Here	*****	2015-06-12	*****	<div style="border: 1px solid black; padding: 5px;"> May the IRS discuss this return with the preparer shown below (see instr)? <input checked="" type="checkbox"/> Yes <input type="checkbox"/> No </div>
	Signature of officer or trustee	Date	Title	

Paid Preparer Use Only	Print/Type preparer's name MARY L RUST	Preparer's Signature	Date	Check if self-employed <input checked="" type="checkbox"/>	PTIN P00848454
	Firm's name <input checked="" type="checkbox"/> TAFT STETTINIUS & HOLLISTER LLP			Firm's EIN <input checked="" type="checkbox"/> 31-0541755	
	Firm's address <input checked="" type="checkbox"/> 425 WALNUT STREET SUITE 1800 CINCINNATI, OH 452023957			Phone no (513) 381-2838	

Form 990PF Part IV - Capital Gains and Losses for Tax on Investment Income - Columns a - d

(a) List and describe the kind(s) of property sold (e g , real estate, 2-story brick warehouse, or common stock, 200 shs MLC Co)	(b) How acquired P—Purchase D—Donation	(c) Date acquired (mo , day, yr)	(d) Date sold (mo , day, yr)
39 SHS ACADIA HEATLHCARE COM	P	2013-02-15	2014-02-15
14 SHS ACADIA HEATLHCARE COM	P	2013-11-14	2014-11-14
25 SHS ACADIA HEATLHCARE COM	P	2013-11-14	2014-10-23
342 SHS ACADIA PHARMACEUTICALS INC	P	2013-02-25	2014-02-20
71 SHS ACADIA PHARMACEUTICALS INC	P	2013-02-25	2014-02-24
107 SHS ACADIA PHARMACEUTICALS INC	P	2013-05-30	2014-03-24
89 SHS ACADIA PHARMACEUTICALS INC	P	2013-05-30	2014-04-25
84 SHS APPROACH RES INC COM	P	2013-10-08	2014-04-25
122 SHS APPROACH RES INC COM	P	2013-10-08	2014-09-04
80 SHS APPROACH RES INC COM	P	2013-11-08	2014-09-04

Form 990PF Part IV - Capital Gains and Losses for Tax on Investment Income - Columns e - h

(e) Gross sales price	(f) Depreciation allowed (or allowable)	(g) Cost or other basis plus expense of sale	(h) Gain or (loss) (e) plus (f) minus (g)
1,919		1,010	909
698		624	74
1,323		1,115	208
8,369		2,036	6,333
1,996		423	1,573
2,590		1,540	1,050
1,742		1,281	461
1,654		2,421	-767
2,011		3,516	-1,505
1,318		1,981	-663

Form 990PF Part IV - Capital Gains and Losses for Tax on Investment Income - Columns i - l

Complete only for assets showing gain in column (h) and owned by the foundation on 12/31/69			(l) Gains (Col (h) gain minus col (k), but not less than -0-) or Losses (from col (h))
(i) F M V as of 12/31/69	(j) Adjusted basis as of 12/31/69	(k) Excess of col (i) over col (j), if any	
			909
			74
			208
			6,333
			1,573
			1,050
			461
			-767
			-1,505
			-663

Form 990PF Part IV - Capital Gains and Losses for Tax on Investment Income - Columns a - d

(a) List and describe the kind(s) of property sold (e g , real estate, 2-story brick warehouse, or common stock, 200 shs MLC Co)	(b) How acquired P—Purchase D—Donation	(c) Date acquired (mo , day, yr)	(d) Date sold (mo , day, yr)
51 SHS ARCTIC CAT INC	P	2013-11-29	2014-04-25
35 SH SARCTIC CAT INC	P	2013-11-29	2014-04-30
46 SHS ARCTIC CAT INC	P	2013-12-11	2014-04-30
34 SHS ARCTIC CAT INC	P	2013-12-23	2014-04-30
114 SHS ATRICURE INC	P	2014-02-14	2014-02-20
89 SHS BALLY TECHNOLGIES INC	P	2013-02-15	2014-02-11
55 SHS BANK O FTHE OZARKS	P	2013-11-05	2014-04-25
46 SHS BEACON ROOFING SUPPLY INC COM	P	2013-08-21	2014-07-15
81 SHS BEACON ROOFING SUPPLY INC COM	P	2014-04-30	2014-07-15
34 SHS BELDEN INC	P	2013-06-24	2014-04-25

Form 990PF Part IV - Capital Gains and Losses for Tax on Investment Income - Columns e - h

(e) Gross sales price	(f) Depreciation allowed (or allowable)	(g) Cost or other basis plus expense of sale	(h) Gain or (loss) (e) plus (f) minus (g)
2,114		2,871	-757
1,427		1,970	-543
1,875		2,510	-635
1,386		1,929	-543
2,505		2,430	75
6,036		4,393	1,643
3,363		2,745	618
1,334		1,736	-402
2,349		2,861	-512
2,482		1,664	818

Form 990PF Part IV - Capital Gains and Losses for Tax on Investment Income - Columns i - l

Complete only for assets showing gain in column (h) and owned by the foundation on 12/31/69			(l) Gains (Col (h) gain minus col (k), but not less than -0-) or Losses (from col (h))
(i) F M V as of 12/31/69	(j) Adjusted basis as of 12/31/69	(k) Excess of col (i) over col (j), if any	
			-757
			-543
			-635
			-543
			75
			1,643
			618
			-402
			-512
			818

Form 990PF Part IV - Capital Gains and Losses for Tax on Investment Income - Columns a - d

(a) List and describe the kind(s) of property sold (e g , real estate, 2-story brick warehouse, or common stock, 200 shs MLC Co)	(b) How acquired P—Purchase D—Donation	(c) Date acquired (mo , day, yr)	(d) Date sold (mo , day, yr)
128 SHS BERRY PLASTICS GROUPING COM	P	2013-12-12	2014-04-25
54 SHS BERRY PLASTICS GROUPING COM	P	2013-12-12	2014-11-03
85 SHS BLOOMIN BRANDS INC COM	P	2014-03-05	2014-04-25
192 SHS BLOOMING BRANDS INC COM	P	2014-03-05	2014-09-12
39 SHS BRIGHT HORIZONS FAM SOLUTIONS INC	P	2014-03-27	2014-11-10
53 SHS CLEAN HBRS INC	P	2013-11-27	2014-03-24
53 SHS COGNEX CORP	P	2014-02-18	2014-04-25
29 SHS COHERENT INC	P	2013-02-15	2014-01-14
47 SHS COHERENT INC	P	2013-02-15	2014-01-14
19 SHS COHERENT INC	P	2013-11-14	2014-05-01

Form 990PF Part IV - Capital Gains and Losses for Tax on Investment Income - Columns e - h

(e) Gross sales price	(f) Depreciation allowed (or allowable)	(g) Cost or other basis plus expense of sale	(h) Gain or (loss) (e) plus (f) minus (g)
2,867		2,804	63
1,405		1,183	222
1,842		2,075	-233
3,293		4,686	-1,393
1,728		1,463	265
2,845		2,789	56
1,838		2,080	-242
2,102		1,739	363
3,407		2,816	591
1,153		1,249	-96

Form 990PF Part IV - Capital Gains and Losses for Tax on Investment Income - Columns i - l

Complete only for assets showing gain in column (h) and owned by the foundation on 12/31/69			(l) Gains (Col (h) gain minus col (k), but not less than -0-) or Losses (from col (h))
(i) F M V as of 12/31/69	(j) Adjusted basis as of 12/31/69	(k) Excess of col (i) over col (j), if any	
			63
			222
			-233
			-1,393
			265
			56
			-242
			363
			591
			-96

Form 990PF Part IV - Capital Gains and Losses for Tax on Investment Income - Columns a - d

(a) List and describe the kind(s) of property sold (e g , real estate, 2-story brick warehouse, or common stock, 200 shs MLC Co)	(b) How acquired P—Purchase D—Donation	(c) Date acquired (mo , day, yr)	(d) Date sold (mo , day, yr)
27 SHS COHERENT INC	P	2014-08-14	2014-12-02
13 SHS COMMVAULT SYS INC COM	P	2013-06-13	2014-02-20
64 SHS CYBER-ARK SOFTWARE LTD COM	P	2014-10-13	2014-11-14
63 SHS CYBERONICS INC COM	P	2014-08-22	2014-12-10
74 SHS DEXCOM INC	P	2013-02-15	2014-02-04
48 SHS DEXCOM INC	P	2013-02-15	2014-02-11
122 SHS EPAM SYS INC COM	P	2013-08-30	2014-02-10
2 SHS EPAM SYS INC COM	P	2013-11-26	2014-02-10
64 SHS EPAM SYS INC COM	P	2013-11-26	2014-02-20
49 SHS EPAM SYS INC COM	P	2013-11-26	2014-04-02

Form 990PF Part IV - Capital Gains and Losses for Tax on Investment Income - Columns e - h

(e) Gross sales price	(f) Depreciation allowed (or allowable)	(g) Cost or other basis plus expense of sale	(h) Gain or (loss) (e) plus (f) minus (g)
1,497		1,649	-152
900		961	-61
2,797		2,029	768
3,403		3,587	-184
2,892		1,068	1,824
1,934		693	1,241
5,202		3,883	1,319
85		70	15
2,646		2,252	394
1,720		1,724	-4

Form 990PF Part IV - Capital Gains and Losses for Tax on Investment Income - Columns i - l

Complete only for assets showing gain in column (h) and owned by the foundation on 12/31/69			(l) Gains (Col (h) gain minus col (k), but not less than -0-) or Losses (from col (h))
(i) F M V as of 12/31/69	(j) Adjusted basis as of 12/31/69	(k) Excess of col (i) over col (j), if any	
			-152
			-61
			768
			-184
			1,824
			1,241
			1,319
			15
			394
			-4

Form 990PF Part IV - Capital Gains and Losses for Tax on Investment Income - Columns a - d

(a) List and describe the kind(s) of property sold (e g , real estate, 2-story brick warehouse, or common stock, 200 shs MLC Co)	(b) How acquired P—Purchase D—Donation	(c) Date acquired (mo , day, yr)	(d) Date sold (mo , day, yr)
122 SHS EPAM SYS INC COM	P	2013-11-26	2014-04-10
47 SHS FINANCIAL ENGINES INC COM	P	2014-07-31	2014-11-10
42 SHS FINANCIAL ENGINES INC COM	P	2014-09-26	2014-11-10
30 SHS FINANCIAL ENGINES INC COM	P	2013-02-15	2014-01-14
257 SHS FORTINET INC COM	P	2013-06-28	2014-04-21
147 SHS FORTINET INC COM	P	2014-01-29	2014-04-21
121 SHS FRANCESCAS HLDGS CORP COM	P	2013-09-11	2014-08-08
76 SHS FULLER H B CO	P	2013-04-19	2014-02-20
23 SHS FULLER H B CO	P	2013-11-14	2014-06-25
97 SHS HEXCEL CORP COM	P	2013-11-27	2014-06-18

Form 990PF Part IV - Capital Gains and Losses for Tax on Investment Income - Columns e - h

(e) Gross sales price	(f) Depreciation allowed (or allowable)	(g) Cost or other basis plus expense of sale	(h) Gain or (loss) (e) plus (f) minus (g)
3,778		4,294	-516
1,453		1,846	-393
1,299		1,417	-118
1,948		1,020	928
5,611		4,407	1,204
3,210		3,136	74
1,619		2,358	-739
3,608		2,911	697
1,153		1,137	16
3,944		4,247	-303

Form 990PF Part IV - Capital Gains and Losses for Tax on Investment Income - Columns i - l

Complete only for assets showing gain in column (h) and owned by the foundation on 12/31/69			(l) Gains (Col (h) gain minus col (k), but not less than -0-) or Losses (from col (h))
(i) F M V as of 12/31/69	(j) Adjusted basis as of 12/31/69	(k) Excess of col (i) over col (j), if any	
			-516
			-393
			-118
			928
			1,204
			74
			-739
			697
			16
			-303

Form 990PF Part IV - Capital Gains and Losses for Tax on Investment Income - Columns a - d

(a) List and describe the kind(s) of property sold (e g , real estate, 2-story brick warehouse, or common stock, 200 shs MLC Co)	(b) How acquired P—Purchase D—Donation	(c) Date acquired (mo , day, yr)	(d) Date sold (mo , day, yr)
52 SHS HEXCEL CORP COM	P	2014-02-19	2014-06-18
34 SHS HIBBETT SPORTS INC COM	P	2013-04-01	2014-02-20
13 SHS HIBBETT SPORTS INC COM	P	2013-04-01	2014-03-07
27 SHS HIBBETT SPORTS INC COM	P	2013-06-26	2014-03-07
56 SHS HIBBETT SPORTS INC COM	P	2013-12-27	2014-03-07
52 SHS HOMEAWAY INC COM	P	2013-12-12	2014-02-20
61 SHS HURON CONSULTING GRP INC COM	P	2013-02-15	2014-01-23
21 SHS HURON CONSULTING GRP INC COM	P	2013-11-14	2014-04-25
128 SHS INFOBLOX INC COM DELAWARE	P	2013-05-09	2014-03-05
98 SHS INFOBLOX INC COM DELAWARE	P	2013-12-27	2014-03-05

Form 990PF Part IV - Capital Gains and Losses for Tax on Investment Income - Columns e - h

(e) Gross sales price	(f) Depreciation allowed (or allowable)	(g) Cost or other basis plus expense of sale	(h) Gain or (loss) (e) plus (f) minus (g)
2,115		2,231	-116
1,926		1,905	21
765		728	37
1,588		1,500	88
3,293		3,761	-468
2,472		1,939	533
4,178		2,116	2,062
1,315		1,235	80
3,056		2,753	303
2,340		3,158	-818

Form 990PF Part IV - Capital Gains and Losses for Tax on Investment Income - Columns i - l

Complete only for assets showing gain in column (h) and owned by the foundation on 12/31/69			(l) Gains (Col (h) gain minus col (k), but not less than -0-) or Losses (from col (h))
(i) F M V as of 12/31/69	(j) Adjusted basis as of 12/31/69	(k) Excess of col (i) over col (j), if any	
			-116
			21
			37
			88
			-468
			533
			2,062
			80
			303
			-818

Form 990PF Part IV - Capital Gains and Losses for Tax on Investment Income - Columns a - d

(a) List and describe the kind(s) of property sold (e g , real estate, 2-story brick warehouse, or common stock, 200 shs MLC Co)	(b) How acquired P—Purchase D—Donation	(c) Date acquired (mo , day, yr)	(d) Date sold (mo , day, yr)
93 SHS KRISPY KREME DOUGHNUTS INC	P	2013-05-30	2014-03-17
55 SHS KRISPY KREME DOUGHNUTS INC	P	2013-05-30	2014-04-25
44 SHS KRISPY KREME DOUGHNUTS INC	P	2013-12-27	2014-04-25
8 SHS KRISPY KREME DOUGHNUTS INC	P	2013-12-27	2014-04-25
216 SHS MANITOWOC INC	P	2013-02-15	2014-01-24
47 SHS MELLANOX TECHNOLOGIES LTD COM	P	2013-09-18	2014-04-25
73 SHS MELLANOX TECHNOLOGIES LTD COM	P	2013-09-18	2014-07-21
29 SHS MELLANOX TECHNOLOGIES LTD COM	P	2013-09-18	2014-07-25
2 SHS MELLANOX TECHNOLOGIES LTD COM	P	2014-01-29	2014-07-25
123 SHS MOTORCAR PARTS OF AMERICA INC	P	2014-01-09	2014-02-20

Form 990PF Part IV - Capital Gains and Losses for Tax on Investment Income - Columns e - h

(e) Gross sales price	(f) Depreciation allowed (or allowable)	(g) Cost or other basis plus expense of sale	(h) Gain or (loss) (e) plus (f) minus (g)
1,811		1,307	504
964		773	191
771		862	-91
140		157	-17
5,092		4,195	897
1,577		1,739	-162
2,742		2,701	41
1,241		1,073	168
86		79	7
3,226		2,424	802

Form 990PF Part IV - Capital Gains and Losses for Tax on Investment Income - Columns i - l

Complete only for assets showing gain in column (h) and owned by the foundation on 12/31/69			(l) Gains (Col (h) gain minus col (k), but not less than -0-) or Losses (from col (h))
(i) F M V as of 12/31/69	(j) Adjusted basis as of 12/31/69	(k) Excess of col (i) over col (j), if any	
			504
			191
			-91
			-17
			897
			-162
			41
			168
			7
			802

Form 990PF Part IV - Capital Gains and Losses for Tax on Investment Income - Columns a - d

(a) List and describe the kind(s) of property sold (e g , real estate, 2-story brick warehouse, or common stock, 200 shs MLC Co)	(b) How acquired P—Purchase D—Donation	(c) Date acquired (mo , day, yr)	(d) Date sold (mo , day, yr)
47 SHS MOTORCAR PARTS OF AMERICA INC	P	2014-01-09	2014-11-12
49 SHS MOTORCAR PARTS OF AMERICA INC	P	2014-01-09	2014-11-13
41 SHS MOTORCAR PARTS OF AMERICA INC	P	2014-01-09	2014-11-17
142 SHS MULTIMEDIA GAMES HOLDING CO IN	P	2013-09-10	2014-08-01
55 SHS MULTIMEDIA GAMES HOLDING CO IN	P	2013-09-11	2014-08-01
68 SHS POWER INTEGRATIONS INC	P	2014-05-12	2014-11-28
27 SHS POWER INTEGRATION INC	P	2014-10-07	2014-11-28
137 SHS PROOFPOINT INC COM	P	2013-03-21	2014-01-31
91 SHS PROOFPOINT INC COM	P	2013-03-21	2014-02-20
20 SHS PROOFPOINT INC COM	P	2013-04-29	2014-02-20

Form 990PF Part IV - Capital Gains and Losses for Tax on Investment Income - Columns e - h

(e) Gross sales price	(f) Depreciation allowed (or allowable)	(g) Cost or other basis plus expense of sale	(h) Gain or (loss) (e) plus (f) minus (g)
1,601		926	675
1,689		966	723
1,402		808	594
3,738		5,468	-1,730
1,448		1,985	-537
3,498		3,482	16
1,389		1,416	-27
5,597		2,351	3,246
3,752		1,562	2,190
825		371	454

Form 990PF Part IV - Capital Gains and Losses for Tax on Investment Income - Columns i - l

Complete only for assets showing gain in column (h) and owned by the foundation on 12/31/69			(l) Gains (Col (h) gain minus col (k), but not less than -0-) or Losses (from col (h))
(i) F M V as of 12/31/69	(j) Adjusted basis as of 12/31/69	(k) Excess of col (i) over col (j), if any	
			675
			723
			594
			-1,730
			-537
			16
			-27
			3,246
			2,190
			454

Form 990PF Part IV - Capital Gains and Losses for Tax on Investment Income - Columns a - d

(a) List and describe the kind(s) of property sold (e g , real estate, 2-story brick warehouse, or common stock, 200 shs MLC Co)	(b) How acquired P—Purchase D—Donation	(c) Date acquired (mo , day, yr)	(d) Date sold (mo , day, yr)
48 SHS PROOFPOINT INC COM	P	2013-04-29	2014-03-24
45 SHS PROOFPOINT INC COM	P	2013-04-29	2014-04-25
94 SHS PROOFPOINT INC COM	P	2013-11-14	2014-04-25
6 SHS PROOFPOINT INC COM	P	2013-11-14	2014-08-25
29 SHS PROOFPOINT INC COM	P	2013-11-14	2014-08-25
14 SHS RED ROBIN GOURMET BURGERS INC	P	2013-02-22	2014-02-20
33 SHS RED ROBIN GOURMET BURGERS INC	P	2013-07-19	2014-04-25
241 SHS RESPONSYS INC COM	P	2013-10-10	2014-01-28
153 SHS RESPONSYS INC COM	P	2013-10-23	2014-01-28
36 SHS RESTORATION HARDWARE HLDINGS INC	P	2014-03-24	2014-09-02

Form 990PF Part IV - Capital Gains and Losses for Tax on Investment Income - Columns e - h

(e) Gross sales price	(f) Depreciation allowed (or allowable)	(g) Cost or other basis plus expense of sale	(h) Gain or (loss) (e) plus (f) minus (g)
1,764		891	873
1,149		835	314
2,401		2,860	-459
236		183	53
1,139		882	257
1,029		600	429
2,183		1,948	235
6,503		3,998	2,505
4,129		2,610	1,519
2,988		2,264	724

Form 990PF Part IV - Capital Gains and Losses for Tax on Investment Income - Columns i - l

Complete only for assets showing gain in column (h) and owned by the foundation on 12/31/69			(l) Gains (Col (h) gain minus col (k), but not less than -0-) or Losses (from col (h))
(i) F M V as of 12/31/69	(j) Adjusted basis as of 12/31/69	(k) Excess of col (i) over col (j), if any	
			873
			314
			-459
			53
			257
			429
			235
			2,505
			1,519
			724

Form 990PF Part IV - Capital Gains and Losses for Tax on Investment Income - Columns a - d

(a) List and describe the kind(s) of property sold (e g , real estate, 2-story brick warehouse, or common stock, 200 shs MLC Co)	(b) How acquired P—Purchase D—Donation	(c) Date acquired (mo , day, yr)	(d) Date sold (mo , day, yr)
72 SHS ROCKET FUEL INC	P	2014-02-11	2014-04-21
45 SHS SS&C TECHNOLOGIES HLDGS INC COM	P	2013-02-15	2014-01-24
180 SHS SUNESIS PHARMACEUTICALS INC COM	P	2014-03-24	2014-09-10
317 SHS SUNESIS PHARMACEUTICALS INC COM	P	2014-03-24	2014-10-07
34 SHS SYNAGEVA BIOPHARMA CORP COM	P	2014-03-12	2014-07-17
52 SHS SYNAPTICS INC	P	2014-03-12	2014-04-25
25 SHS SYNAPTICS INC	P	2014-03-12	2014-07-25
9 SHS SYNAPTICS INC	P	2014-03-20	2014-07-25
31 SHS TABLEAU SOFTWARE INC COM	P	2014-05-05	2014-08-01
25 SHS TABLEAU SOFTWARE INC COM	P	2014-05-21	2014-08-01

Form 990PF Part IV - Capital Gains and Losses for Tax on Investment Income - Columns e - h

(e) Gross sales price	(f) Depreciation allowed (or allowable)	(g) Cost or other basis plus expense of sale	(h) Gain or (loss) (e) plus (f) minus (g)
2,622		3,887	-1,265
1,913		1,087	826
1,332		1,226	106
441		2,159	-1,718
2,408		3,376	-968
3,359		3,060	299
1,871		1,471	400
673		556	117
1,926		1,798	128
1,554		1,366	188

Form 990PF Part IV - Capital Gains and Losses for Tax on Investment Income - Columns i - l

Complete only for assets showing gain in column (h) and owned by the foundation on 12/31/69			(l) Gains (Col (h) gain minus col (k), but not less than -0-) or Losses (from col (h))
(i) F M V as of 12/31/69	(j) Adjusted basis as of 12/31/69	(k) Excess of col (i) over col (j), if any	
			-1,265
			826
			106
			-1,718
			-968
			299
			400
			117
			128
			188

Form 990PF Part IV - Capital Gains and Losses for Tax on Investment Income - Columns a - d

(a) List and describe the kind(s) of property sold (e g , real estate, 2-story brick warehouse, or common stock, 200 shs MLC Co)	(b) How acquired P—Purchase D—Donation	(c) Date acquired (mo , day, yr)	(d) Date sold (mo , day, yr)
38 SHS TEAM HEALTH HOLDINGS INC COM	P	2014-03-24	2014-04-25
32 SHS TEXAS CAP BANCSHARES INC	P	2014-01-24	2014-04-25
26 SHS TEXAS CAP BANCSHARES INC	P	2014-01-24	2014-05-22
54 SHS TEXAS CAP BANCSHARES INC	P	2014-01-24	2014-05-28
100 SHS THORATEC CORP NEW	P	2013-11-14	2014-10-07
36 SHS THORATEC CORP NEW	P	2013-11-14	2014-10-07
103 SHS TIBCO SOFTWARE INC	P	2013-06-17	2014-02-24
63 SHS TRIMAS CORP COM NEW	P	2013-11-05	2014-04-25
93 SHS TRIMAS CORP COM NEW	P	2013-11-05	2014-10-01
62 SHS TRIMAS CORP COM NEW	P	2013-11-27	2014-10-01

Form 990PF Part IV - Capital Gains and Losses for Tax on Investment Income - Columns e - h

(e) Gross sales price	(f) Depreciation allowed (or allowable)	(g) Cost or other basis plus expense of sale	(h) Gain or (loss) (e) plus (f) minus (g)
1,767		1,692	75
1,781		1,925	-144
1,353		1,564	-211
2,809		3,249	-440
2,676		4,300	-1,624
963		1,548	-585
2,221		2,231	-10
2,009		2,376	-367
2,232		3,508	-1,276
1,488		2,265	-777

Form 990PF Part IV - Capital Gains and Losses for Tax on Investment Income - Columns i - l

Complete only for assets showing gain in column (h) and owned by the foundation on 12/31/69			(l) Gains (Col (h) gain minus col (k), but not less than -0-) or Losses (from col (h))
(i) F M V as of 12/31/69	(j) Adjusted basis as of 12/31/69	(k) Excess of col (i) over col (j), if any	
			75
			-144
			-211
			-440
			-1,624
			-585
			-10
			-367
			-1,276
			-777

Form 990PF Part IV - Capital Gains and Losses for Tax on Investment Income - Columns a - d

(a) List and describe the kind(s) of property sold (e g , real estate, 2-story brick warehouse, or common stock, 200 shs MLC Co)	(b) How acquired P—Purchase D—Donation	(c) Date acquired (mo , day, yr)	(d) Date sold (mo , day, yr)
75 SHS US CONCRETE INC COM NEW	P	2014-03-04	2014-04-25
34 SHS WAGeworks INC COM	P	2013-03-13	2014-02-27
19 SHS WAGeworks INC COM	P	2013-11-14	2014-06-23
24 SHS XPO LOGISTICS INC COM	P	2013-11-14	2014-08-01
53 SHS XPO LOGISTICS INC COM	P	2013-11-14	2014-09-08
34 SHS XPO LOGISTICS INC COM	P	2013-11-14	2014-09-22
113 SHS ZUMIEZ INC	P	2013-10-11	2014-04-25
63 SHS ZUMIEZ INC	P	2013-10-11	2014-05-12
169 SHS ACADIA HEALTHCARE COM	P	2013-02-15	2014-02-20
144 SHS ACADIA HEALTHCARE COM	P	2013-02-15	2014-04-25

Form 990PF Part IV - Capital Gains and Losses for Tax on Investment Income - Columns e - h

(e) Gross sales price	(f) Depreciation allowed (or allowable)	(g) Cost or other basis plus expense of sale	(h) Gain or (loss) (e) plus (f) minus (g)
1,893		2,076	-183
2,033		812	1,221
942		1,059	-117
729		501	228
1,752		1,106	646
1,312		709	603
2,672		3,136	-464
1,832		1,749	83
8,715		4,375	4,340
5,895		3,728	2,167

Form 990PF Part IV - Capital Gains and Losses for Tax on Investment Income - Columns i - l

Complete only for assets showing gain in column (h) and owned by the foundation on 12/31/69			(l) Gains (Col (h) gain minus col (k), but not less than -0-) or Losses (from col (h))
(i) F M V as of 12/31/69	(j) Adjusted basis as of 12/31/69	(k) Excess of col (i) over col (j), if any	
			-183
			1,221
			-117
			228
			646
			603
			-464
			83
			4,340
			2,167

Form 990PF Part IV - Capital Gains and Losses for Tax on Investment Income - Columns a - d

(a) List and describe the kind(s) of property sold (e g , real estate, 2-story brick warehouse, or common stock, 200 shs MLC Co)	(b) How acquired P—Purchase D—Donation	(c) Date acquired (mo , day, yr)	(d) Date sold (mo , day, yr)
9 SHS ACADIA HEALTHCARE COM	P	2013-02-22	2014-04-25
67 SHS ACADIA HEALTHCARE COM	P	2013-02-22	2014-07-29
11 SHS ACADIA PHARMACEUTICALS INC	P	2013-02-25	2014-03-24
63 SHS ACADIA PHARMACEUTICALS INC	P	2013-05-30	2014-09-12
151 SHS ALLOT COMMUNICATIONS LTD COM	P	2013-02-19	2014-04-25
226 SHS ALLOT COMMUNICATIONS LTD COM	P	2013-02-19	2014-12-22
108 SHS ALLOT COMMUNICATIONS LTD COM	P	2013-07-01	2014-12-22
39 SHS ASBURY AUTOMOTIVE GROUP INC	P	2013-02-15	2014-04-25
87 SHS ASBURY AUTOMOTIVE GROUP INC	P	2013-02-15	2014-10-29
122 SHS BARRETT BILL CORP	P	2013-03-20	2014-04-25

Form 990PF Part IV - Capital Gains and Losses for Tax on Investment Income - Columns e - h

(e) Gross sales price	(f) Depreciation allowed (or allowable)	(g) Cost or other basis plus expense of sale	(h) Gain or (loss) (e) plus (f) minus (g)
368		240	128
3,341		1,790	1,551
266		66	200
1,788		906	882
1,911		2,199	-288
1,940		3,291	-1,351
927		1,472	-545
2,322		1,418	904
5,910		3,164	2,746
2,955		2,570	385

Form 990PF Part IV - Capital Gains and Losses for Tax on Investment Income - Columns i - l

Complete only for assets showing gain in column (h) and owned by the foundation on 12/31/69			(l) Gains (Col (h) gain minus col (k), but not less than -0-) or Losses (from col (h))
(i) F M V as of 12/31/69	(j) Adjusted basis as of 12/31/69	(k) Excess of col (i) over col (j), if any	
			128
			1,551
			200
			882
			-288
			-1,351
			-545
			904
			2,746
			385

Form 990PF Part IV - Capital Gains and Losses for Tax on Investment Income - Columns a - d

(a) List and describe the kind(s) of property sold (e g , real estate, 2-story brick warehouse, or common stock, 200 shs MLC Co)	(b) How acquired P—Purchase D—Donation	(c) Date acquired (mo , day, yr)	(d) Date sold (mo , day, yr)
16 SHS BARRETT BILL CORP	P	2013-03-20	2014-05-05
38 SHS BARRETT BILL CORP	P	2013-04-11	2014-05-05
44 SHS BARRETT BILL CORP	P	2003-04-11	2014-10-28
75 SHS BARRETT BILL CORP	P	2013-08-06	2014-10-28
45 SHS BEACON ROOFING SUPPLY INC COM	P	2013-05-30	2014-06-23
53 SHS BEACON ROOFING SUPPLY INC COM	P	2013-05-30	2014-07-15
38 SHS BOISE CASCADE COMPANY COM	P	2013-02-15	2014-10-29
378 SHS CASELLA WASTE SYSTEMS INC CL A	P	2013-02-15	2014-05-28
723 SHS CASELLA WASTE SYSTEMS INC CL A	P	2013-02-15	2014-10-16
63 SHS CLEAN HBRS INC	P	2013-02-15	2014-02-20

Form 990PF Part IV - Capital Gains and Losses for Tax on Investment Income - Columns e - h

(e) Gross sales price	(f) Depreciation allowed (or allowable)	(g) Cost or other basis plus expense of sale	(h) Gain or (loss) (e) plus (f) minus (g)
392		337	55
931		813	118
645		941	-296
1,099		1,685	-586
1,492		1,850	-358
1,537		2,179	-642
1,314		1,056	258
2,067		1,739	328
3,053		3,326	-273
3,401		3,992	-591

Form 990PF Part IV - Capital Gains and Losses for Tax on Investment Income - Columns i - l

Complete only for assets showing gain in column (h) and owned by the foundation on 12/31/69			(l) Gains (Col (h) gain minus col (k), but not less than -0-) or Losses (from col (h))
(i) F M V as of 12/31/69	(j) Adjusted basis as of 12/31/69	(k) Excess of col (i) over col (j), if any	
			55
			118
			-296
			-586
			-358
			-642
			258
			328
			-273
			-591

Form 990PF Part IV - Capital Gains and Losses for Tax on Investment Income - Columns a - d

(a) List and describe the kind(s) of property sold (e g , real estate, 2-story brick warehouse, or common stock, 200 shs MLC Co)	(b) How acquired P—Purchase D—Donation	(c) Date acquired (mo , day, yr)	(d) Date sold (mo , day, yr)
1 SHS CLEAN HBRS INC	P	2013-02-15	2014-02-20
37 SHS CLEAN HBRS INC	P	2013-02-15	2014-03-24
40 SHS CLEAN HBRS INC	P	2013-03-06	2014-03-24
43 SHS COHERENT INC	P	2013-02-15	2014-04-25
10 SHS COHERENT INC	P	2013-02-15	2014-05-01
58 SHS COHERENT INC	P	2013-11-14	2014-12-02
52 SHS COMMVault Sys Inc Com	P	2012-10-04	2014-02-20
20 SHS Cornerstone On Demanding Com	P	2011-12-22	2014-02-20
52 SHS Cornerstone On Demanding Com	P	2012-04-20	2014-02-20
16 SHS Cornerstone On Demanding Com	P	2012-04-20	2014-04-25

Form 990PF Part IV - Capital Gains and Losses for Tax on Investment Income - Columns e - h

(e) Gross sales price	(f) Depreciation allowed (or allowable)	(g) Cost or other basis plus expense of sale	(h) Gain or (loss) (e) plus (f) minus (g)
54		51	3
1,986		1,879	107
2,147		2,088	59
2,631		2,576	55
607		599	8
3,216		3,813	-597
3,601		3,039	562
1,157		366	791
3,007		1,160	1,847
571		357	214

Form 990PF Part IV - Capital Gains and Losses for Tax on Investment Income - Columns i - l

Complete only for assets showing gain in column (h) and owned by the foundation on 12/31/69			(l) Gains (Col (h) gain minus col (k), but not less than -0-) or Losses (from col (h))
(i) F M V as of 12/31/69	(j) Adjusted basis as of 12/31/69	(k) Excess of col (i) over col (j), if any	
			3
			107
			59
			55
			8
			-597
			562
			791
			1,847
			214

Form 990PF Part IV - Capital Gains and Losses for Tax on Investment Income - Columns a - d

(a) List and describe the kind(s) of property sold (e g , real estate, 2-story brick warehouse, or common stock, 200 shs MLC Co)	(b) How acquired P—Purchase D—Donation	(c) Date acquired (mo , day, yr)	(d) Date sold (mo , day, yr)
55 SHS DEXCOM INC	P	2013-02-15	2014-02-21
79 SHS DEXCOM INC	P	2013-02-15	2014-04-25
91 SHS DORMAN PRODS INC COM	P	2013-08-05	2014-09-19
79 SHS ENDOLOGIX INC COM	P	2012-06-26	2014-02-20
67 SHS ENDOLOGIX INC COM	P	2012-08-13	2014-02-20
100 SHS ENDOLOGIX INC COM	P	2012-08-13	2014-04-25
37 SHS ENDOLOGIX INC COM	P	2013-02-22	2014-04-25
44 SHS FINANCIAL ENGINES INC COM	P	2013-02-15	2014-11-10
51 SHS FINANCIAL ENGINES INC COM	P	2013-02-22	2014-11-10
34 SHS FINANCIAL ENGINES INC COM	P	2013-02-15	2014-04-22

Form 990PF Part IV - Capital Gains and Losses for Tax on Investment Income - Columns e - h

(e) Gross sales price	(f) Depreciation allowed (or allowable)	(g) Cost or other basis plus expense of sale	(h) Gain or (loss) (e) plus (f) minus (g)
2,369		794	1,575
2,650		1,140	1,510
3,820		4,445	-625
1,365		1,172	193
1,158		875	283
1,179		1,306	-127
436		570	-134
1,360		1,496	-136
1,577		1,666	-89
1,650		1,156	494

Form 990PF Part IV - Capital Gains and Losses for Tax on Investment Income - Columns i - l

Complete only for assets showing gain in column (h) and owned by the foundation on 12/31/69			(l) Gains (Col (h) gain minus col (k), but not less than -0-) or Losses (from col (h))
(i) F M V as of 12/31/69	(j) Adjusted basis as of 12/31/69	(k) Excess of col (i) over col (j), if any	
			1,575
			1,510
			-625
			193
			283
			-127
			-134
			-136
			-89
			494

Form 990PF Part IV - Capital Gains and Losses for Tax on Investment Income - Columns a - d

(a) List and describe the kind(s) of property sold (e g , real estate, 2-story brick warehouse, or common stock, 200 shs MLC Co)	(b) How acquired P—Purchase D—Donation	(c) Date acquired (mo , day, yr)	(d) Date sold (mo , day, yr)
41 SHS FINANCIAL ENGINES INC COM	P	2013-02-15	2014-04-25
130 SHS FRANCESCAS HLDGS CORP COM	P	2013-06-07	2014-08-08
66 SHS FRNACESCAS HLDGS CORP COM	P	2013-06-20	2014-08-08
41 SHS FULLER HB CO	P	2013-04-19	2014-04-25
4 SHS FULLER HB CO	P	2013-04-19	2014-06-25
34 SHS GENESEE AND WYOMING INC CL A	P	2012-02-15	2014-04-25
22 SHS HAIN CELESTIAL GROUP INC	P	2012-02-15	2014-02-03
35 SHS HAIN CELESTIAL GROUP INC	P	2012-02-15	2014-04-25
52 SHS HAIN CELESTIAL GROUP INC	P	2012-02-15	2014-08-06
67 SHS HEXCEL CORP COM NEW	P	2013-01-25	2014-02-20

Form 990PF Part IV - Capital Gains and Losses for Tax on Investment Income - Columns e - h

(e) Gross sales price	(f) Depreciation allowed (or allowable)	(g) Cost or other basis plus expense of sale	(h) Gain or (loss) (e) plus (f) minus (g)
1,806		1,394	412
1,739		3,538	-1,799
883		1,695	-812
1,876		1,570	306
201		153	48
3,252		1,977	1,275
1,976		871	1,105
2,949		1,385	1,564
4,366		2,058	2,308
2,907		1,923	984

Form 990PF Part IV - Capital Gains and Losses for Tax on Investment Income - Columns i - l

Complete only for assets showing gain in column (h) and owned by the foundation on 12/31/69			(l) Gains (Col (h) gain minus col (k), but not less than -0-) or Losses (from col (h))
(i) F M V as of 12/31/69	(j) Adjusted basis as of 12/31/69	(k) Excess of col (i) over col (j), if any	
			412
			-1,799
			-812
			306
			48
			1,275
			1,105
			1,564
			2,308
			984

Form 990PF Part IV - Capital Gains and Losses for Tax on Investment Income - Columns a - d

(a) List and describe the kind(s) of property sold (e g , real estate, 2-story brick warehouse, or common stock, 200 shs MLC Co)	(b) How acquired P—Purchase D—Donation	(c) Date acquired (mo , day, yr)	(d) Date sold (mo , day, yr)
30 SHS HEXCEL CORP COM NEW	P	2013-02-15	2014-02-20
49 SHS HEXCEL CORP COM NEW	P	2013-02-15	2014-04-25
30 SHS HEXCEL CORP COM NEW	P	2013-02-15	2014-06-18
3 SHS HMS HOLDINGS CORP	P	2012-10-12	2014-09-03
60 SHS HMS HOLDINGS CORP	P	2012-10-18	2014-09-03
26 SHS HURON CONSULTING GRP INC COM	P	2013-02-15	2014-03-05
19 SHS HURON CONSULTING GRP INC COM	P	2013-02-15	2014-04-25
147 SHS INFORMATICA CORP	P	2013-02-15	2014-09-24
58 SHS INSULET CORP COM	P	2011-09-28	2014-02-20
20 SHS INSULET CORP COM	P	2011-09-28	2014-04-25

Form 990PF Part IV - Capital Gains and Losses for Tax on Investment Income - Columns e - h

(e) Gross sales price	(f) Depreciation allowed (or allowable)	(g) Cost or other basis plus expense of sale	(h) Gain or (loss) (e) plus (f) minus (g)
1,302		823	479
2,035		1,343	692
1,220		823	397
62		83	-21
1,248		1,640	-392
1,735		902	833
1,190		659	531
4,763		5,424	-661
2,637		939	1,698
800		324	476

Form 990PF Part IV - Capital Gains and Losses for Tax on Investment Income - Columns i - l

Complete only for assets showing gain in column (h) and owned by the foundation on 12/31/69			(l) Gains (Col (h) gain minus col (k), but not less than -0-) or Losses (from col (h))
(i) F M V as of 12/31/69	(j) Adjusted basis as of 12/31/69	(k) Excess of col (i) over col (j), if any	
			479
			692
			397
			-21
			-392
			833
			531
			-661
			1,698
			476

Form 990PF Part IV - Capital Gains and Losses for Tax on Investment Income - Columns a - d

(a) List and describe the kind(s) of property sold (e g , real estate, 2-story brick warehouse, or common stock, 200 shs MLC Co)	(b) How acquired P—Purchase D—Donation	(c) Date acquired (mo , day, yr)	(d) Date sold (mo , day, yr)
18 SHS INSULET CORP COM	P	2012-03-21	2014-04-25
58 SHS INTERXION HOLDING COM	P	2012-03-28	2014-04-25
135 SHS MADDEN STEVEN LTD	P	2013-05-30	2014-06-04
80 SHS MAGELLAN HEALTH SVCS INC COM NEW	P	2013-02-15	2014-02-20
34 SHS MAGELLAN HEALTH SVCS INC COM NEW	P	2013-02-15	2014-04-25
494 SHS MAGNUM HUNTER RES CORP DEL COM	P	2013-02-15	2014-02-20
417 SHS MAGNUM HUNTER RES CORP DEL COM	P	2013-02-15	2014-04-25
20 SHS MEDIVATION INC COM	P	2013-02-15	2014-05-12
14 SHS MEDIVATION INC COM	P	2013-02-15	2014-09-17
57 SHS MEDIVATION INC COM	P	2013-02-15	2014-11-04

Form 990PF Part IV - Capital Gains and Losses for Tax on Investment Income - Columns e - h

(e) Gross sales price	(f) Depreciation allowed (or allowable)	(g) Cost or other basis plus expense of sale	(h) Gain or (loss) (e) plus (f) minus (g)
720		352	368
1,508		1,040	468
4,430		4,403	27
4,770		4,172	598
1,887		1,773	114
4,485		1,838	2,647
3,411		1,551	1,860
1,314		1,036	278
1,367		725	642
5,918		2,951	2,967

Form 990PF Part IV - Capital Gains and Losses for Tax on Investment Income - Columns i - l

Complete only for assets showing gain in column (h) and owned by the foundation on 12/31/69			(l) Gains (Col (h) gain minus col (k), but not less than -0-) or Losses (from col (h))
(i) F M V as of 12/31/69	(j) Adjusted basis as of 12/31/69	(k) Excess of col (i) over col (j), if any	
			368
			468
			27
			598
			114
			2,647
			1,860
			278
			642
			2,967

Form 990PF Part IV - Capital Gains and Losses for Tax on Investment Income - Columns a - d

(a) List and describe the kind(s) of property sold (e g , real estate, 2-story brick warehouse, or common stock, 200 shs MLC Co)	(b) How acquired P—Purchase D—Donation	(c) Date acquired (mo , day, yr)	(d) Date sold (mo , day, yr)
12 SHS ON ASSIGNMENT INC	P	2012-09-26	2014-02-20
53 SHS ON ASSIGNMENT INC	P	2013-02-15	2014-02-20
85 SHS ON ASSIGNMENT INC	P	2013-02-15	2014-09-15
522 SHS PIONEER ENERGY SERVICES CORP	P	2013-02-15	2014-02-24
22 SHS QLIK TECHNOLOGIES INC COM	P	2010-11-01	2014-04-15
40 SHS QLIK TECHNOLOGIES INC COM	P	2010-11-01	2014-04-15
98 SHS QUALYS INC COM	P	2013-09-11	2014-10-17
91 SHS RED ROBIN GOURMET BURGERS INC	P	2013-02-15	2014-02-20
21 SHS RED ROBIN GOURMET BURGERS INC	P	2013-02-22	2014-04-25
8 SHS RESTORATION HARDWARE HLDGS INC	P	2013-02-15	2014-04-25

Form 990PF Part IV - Capital Gains and Losses for Tax on Investment Income - Columns e - h

(e) Gross sales price	(f) Depreciation allowed (or allowable)	(g) Cost or other basis plus expense of sale	(h) Gain or (loss) (e) plus (f) minus (g)
397		239	158
1,753		1,167	586
2,449		1,871	578
5,423		4,999	424
554		548	6
1,007		940	67
2,765		2,216	549
6,688		3,305	3,383
1,389		901	488
493		306	187

Form 990PF Part IV - Capital Gains and Losses for Tax on Investment Income - Columns i - l

Complete only for assets showing gain in column (h) and owned by the foundation on 12/31/69			(l) Gains (Col (h) gain minus col (k), but not less than -0-) or Losses (from col (h))
(i) F M V as of 12/31/69	(j) Adjusted basis as of 12/31/69	(k) Excess of col (i) over col (j), if any	
			158
			586
			578
			424
			6
			67
			549
			3,383
			488
			187

Form 990PF Part IV - Capital Gains and Losses for Tax on Investment Income - Columns a - d

(a) List and describe the kind(s) of property sold (e g , real estate, 2-story brick warehouse, or common stock, 200 shs MLC Co)	(b) How acquired P—Purchase D—Donation	(c) Date acquired (mo , day, yr)	(d) Date sold (mo , day, yr)
20 SHS RESTORATION HARDWARE HLDGS INC	P	2013-04-09	2014-04-25
29 SHS RESTORATION HARDWARE HLDGS INC	P	2013-04-09	2014-09-02
36 SHS SIRONA DENTAL SYS INC COM	P	2013-02-15	2014-03-24
29 SHS SIRONA DENTAL SYS INC COM	P	2013-02-15	2014-11-11
99 SHS SPECTRANETICS CORP	P	2013-02-19	2014-02-20
50 SHS SS&C TECHNOLOGIES HLDGS INC COM	P	2013-02-15	2014-04-25
63 SHS SYNCHRONOSS TECHNOLOGIES INC	P	2013-02-15	2014-04-25
79 SHS SYNCHRONOSS TECHNOLOGIES INC	P	2013-02-15	2014-04-30
47 SHS THORATEC CORP	P	2010-11-01	2014-02-20
35 SHS THORATEC CORP	P	2011-01-06	2014-02-20

Form 990PF Part IV - Capital Gains and Losses for Tax on Investment Income - Columns e - h

(e) Gross sales price	(f) Depreciation allowed (or allowable)	(g) Cost or other basis plus expense of sale	(h) Gain or (loss) (e) plus (f) minus (g)
1,232		680	552
2,407		986	1,421
2,639		2,571	68
2,353		2,071	282
2,653		1,702	951
1,866		1,208	658
1,881		1,932	-51
2,372		2,423	-51
1,713		1,569	144
1,275		1,030	245

Form 990PF Part IV - Capital Gains and Losses for Tax on Investment Income - Columns i - l

Complete only for assets showing gain in column (h) and owned by the foundation on 12/31/69			(l) Gains (Col (h) gain minus col (k), but not less than -0-) or Losses (from col (h))
(i) F M V as of 12/31/69	(j) Adjusted basis as of 12/31/69	(k) Excess of col (i) over col (j), if any	
			552
			1,421
			68
			282
			951
			658
			-51
			-51
			144
			245

Form 990PF Part IV - Capital Gains and Losses for Tax on Investment Income - Columns a - d

(a) List and describe the kind(s) of property sold (e g , real estate, 2-story brick warehouse, or common stock, 200 shs MLC Co)	(b) How acquired P—Purchase D—Donation	(c) Date acquired (mo , day, yr)	(d) Date sold (mo , day, yr)
24 SHS THORATEC CORP	P	2013-02-15	2014-02-20
46 SHS THORATEC CORP	P	2013-02-15	2014-03-19
35 SHS THORATEC CORP	D	2013-02-15	2014-10-07
242 SHS TIBCO SOFTWARE INC	P	2013-02-15	2014-02-24
35 SHS TRIUMPH GROUP INC NEW	P	2013-02-15	2014-04-25
32 SHS TRIUMPH GROUP INC NEW	P	2013-02-15	2014-11-10
84 SHS WAGeworks INC COM	P	2013-02-15	2014-02-20
2 SHS WAGeworks INC COM	P	2013-02-15	2014-02-27
27 SHS WAGeworks INC COM	P	2013-03-13	2014-03-21
10 SHS WAGeworks INC COM	P	2013-03-13	2014-06-23

Form 990PF Part IV - Capital Gains and Losses for Tax on Investment Income - Columns e - h

(e) Gross sales price	(f) Depreciation allowed (or allowable)	(g) Cost or other basis plus expense of sale	(h) Gain or (loss) (e) plus (f) minus (g)
875		873	2
1,697		1,673	24
937		956	-19
5,218		5,582	-364
2,253		2,576	-323
2,182		2,355	-173
4,957		1,849	3,108
120		44	76
1,722		645	1,077
496		239	257

Form 990PF Part IV - Capital Gains and Losses for Tax on Investment Income - Columns i - l

Complete only for assets showing gain in column (h) and owned by the foundation on 12/31/69			(l) Gains (Col (h) gain minus col (k), but not less than -0-) or Losses (from col (h))
(i) F M V as of 12/31/69	(j) Adjusted basis as of 12/31/69	(k) Excess of col (i) over col (j), if any	
			2
			24
			-19
			-364
			-323
			-173
			3,108
			76
			1,077
			257

Form 990PF Part IV - Capital Gains and Losses for Tax on Investment Income - Columns a - d

(a) List and describe the kind(s) of property sold (e g , real estate, 2-story brick warehouse, or common stock, 200 shs MLC Co)	(b) How acquired P—Purchase D—Donation	(c) Date acquired (mo , day, yr)	(d) Date sold (mo , day, yr)
22 SHS WELLCARE HEALTH PLANS INC	P	2013-02-15	2014-09-26
32 SHS WOODWARD INC COM	P	2013-02-15	2014-07-24
37 SHS WOODWARD INC COM	P	2013-02-15	2014-10-15
54 SHS WOODWARD INC COM	P	2013-03-08	2014-10-15
198 SHS XPO LOGISTICS INC COM	P	2013-02-15	2014-02-20
70 SHS XPO LOGISTICS INC COM	P	2013-02-15	2014-04-25
20 SHS XPO LOGISTICS INC COM	P	2013-02-15	2014-08-01
165 SHS ANALOG DEVICES INC	P	2014-03-04	2014-09-04
18 SHS BECTON DICKINSON CO	P	2014-02-27	2014-11-07
400 SHS CALIFORNIA RES CORP COM	P	2014-12-04	2014-12-04

Form 990PF Part IV - Capital Gains and Losses for Tax on Investment Income - Columns e - h

(e) Gross sales price	(f) Depreciation allowed (or allowable)	(g) Cost or other basis plus expense of sale	(h) Gain or (loss) (e) plus (f) minus (g)
1,339		1,331	8
1,637		1,257	380
1,691		1,453	238
2,468		2,148	320
5,361		3,680	1,681
1,885		1,301	584
607		372	235
8,313		8,434	-121
2,264		2,070	194
3		3	0

Form 990PF Part IV - Capital Gains and Losses for Tax on Investment Income - Columns i - l

Complete only for assets showing gain in column (h) and owned by the foundation on 12/31/69			(l) Gains (Col (h) gain minus col (k), but not less than -0-) or Losses (from col (h))
(i) F M V as of 12/31/69	(j) Adjusted basis as of 12/31/69	(k) Excess of col (i) over col (j), if any	
			8
			380
			238
			320
			1,681
			584
			235
			-121
			194
			0

Form 990PF Part IV - Capital Gains and Losses for Tax on Investment Income - Columns a - d

(a) List and describe the kind(s) of property sold (e g , real estate, 2-story brick warehouse, or common stock, 200 shs MLC Co)	(b) How acquired P—Purchase D—Donation	(c) Date acquired (mo , day, yr)	(d) Date sold (mo , day, yr)
332 SHS CDK GLOBAL INC COM	P	2014-10-06	2014-10-06
514 SHS COACH INC	P	2013-09-30	2014-07-10
256 SHS COACH INC	P	2013-10-07	2014-07-10
622 SHS FIDELITY NATL INC NEW FNFV GROUP	P	2014-07-01	2014-07-01
707 SHS GOLD CORP INC COM	P	2013-12-13	2014-09-22
569 SHS METLIFE INC COM	P	2013-07-02	2014-03-04
444 SHS REDWOOD TRUST INC	P	2014-03-04	2014-09-04
712 SHS VALERO ENERGY CORP	P	2013-11-06	2014-09-26
159 SHS VERIZON COMMUNICATIONS	P	2013-09-30	2014-02-04
422 SHS VERIZON COMMUNICATIONS	P	2013-09-30	2014-03-04

Form 990PF Part IV - Capital Gains and Losses for Tax on Investment Income - Columns e - h

(e) Gross sales price	(f) Depreciation allowed (or allowable)	(g) Cost or other basis plus expense of sale	(h) Gain or (loss) (e) plus (f) minus (g)
10		6	4
17,559		28,024	-10,465
8,745		13,984	-5,239
10		6	4
16,506		14,913	1,593
29,061		26,478	2,583
8,438		9,422	-984
33,622		28,825	4,797
7,421		7,416	5
20,259		19,682	577

Form 990PF Part IV - Capital Gains and Losses for Tax on Investment Income - Columns i - l

Complete only for assets showing gain in column (h) and owned by the foundation on 12/31/69			(l) Gains (Col (h) gain minus col (k), but not less than -0-) or Losses (from col (h))
(i) F M V as of 12/31/69	(j) Adjusted basis as of 12/31/69	(k) Excess of col (i) over col (j), if any	
			4
			-10,465
			-5,239
			4
			1,593
			2,583
			-984
			4,797
			5
			577

Form 990PF Part IV - Capital Gains and Losses for Tax on Investment Income - Columns a - d

(a) List and describe the kind(s) of property sold (e g , real estate, 2-story brick warehouse, or common stock, 200 shs MLC Co)	(b) How acquired P—Purchase D—Donation	(c) Date acquired (mo , day, yr)	(d) Date sold (mo , day, yr)
177 SHS VERIZON COMMUNICATIONS	P	2013-10-07	2014-03-04
125 SHS VERIZON COMMUNICATIONS	P	2013-10-07	2014-04-14
52 SHS VERIZON COMMUNICATIONS	P	2013-10-21	2014-04-14
190 SHS VERIZON COMMUNICATIONS	P	2013-10-21	2014-05-21
150 SHS VERIZON COMMUNICATIONS	P	2013-10-21	2014-07-10
119 SHS VERIZON COMMUNICATIONS	P	2013-10-21	2014-07-10
69 SHS VERIZON COMMUNICATIONS	P	2013-10-21	2014-09-04
108 SHS VERIZON COMMUNICATIONS	P	2013-10-21	2014-09-04
723 SHS WISCONSIN ENERGY	P	2014-04-28	2014-07-28
166 SHS ABBVIE INC	P	2010-12-17	2014-07-16

Form 990PF Part IV - Capital Gains and Losses for Tax on Investment Income - Columns e - h

(e) Gross sales price	(f) Depreciation allowed (or allowable)	(g) Cost or other basis plus expense of sale	(h) Gain or (loss) (e) plus (f) minus (g)
8,497		8,409	88
5,883		5,939	-56
2,447		2,622	-175
9,361		9,582	-221
7,428		7,565	-137
5,893		5,841	52
3,425		3,387	38
5,361		5,445	-84
33,302		35,028	-1,726
8,852		4,168	4,684

Form 990PF Part IV - Capital Gains and Losses for Tax on Investment Income - Columns i - l

Complete only for assets showing gain in column (h) and owned by the foundation on 12/31/69			(l) Gains (Col (h) gain minus col (k), but not less than -0-) or Losses (from col (h))
(i) F M V as of 12/31/69	(j) Adjusted basis as of 12/31/69	(k) Excess of col (i) over col (j), if any	
			88
			-56
			-175
			-221
			-137
			52
			38
			-84
			-1,726
			4,684

Form 990PF Part IV - Capital Gains and Losses for Tax on Investment Income - Columns a - d

(a) List and describe the kind(s) of property sold (e g , real estate, 2-story brick warehouse, or common stock, 200 shs MLC Co)	(b) How acquired P—Purchase D—Donation	(c) Date acquired (mo , day, yr)	(d) Date sold (mo , day, yr)
136 SHS ABBVIE INC	P	2010-12-17	2014-09-22
13 SHS ABBVIE INC	P	2012-04-12	2014-09-22
150 SHS ABBVIE INC	P	2012-04-12	2014-12-22
331 SHS ANALOG DEVICES INC	P	2010-12-17	2014-04-17
332 SHS ANALOG DEVICES INC	P	2010-12-17	2014-09-04
173 SHS ANALOG DEVICES INC	P	2013-01-07	2014-09-04
230 SHS BB&T CORP	P	2012-04-05	2014-03-04
245 SHS BECTON DICKINSON CO	P	2012-03-14	2014-03-04
47 SHS BECTON DICKINSON CO	P	2012-03-14	2014-04-14
32 SHS BECTON DICKINSON CO	P	2012-04-05	2014-04-14

Form 990PF Part IV - Capital Gains and Losses for Tax on Investment Income - Columns e - h

(e) Gross sales price	(f) Depreciation allowed (or allowable)	(g) Cost or other basis plus expense of sale	(h) Gain or (loss) (e) plus (f) minus (g)
7,971		3,415	4,556
762		405	357
10,080		4,669	5,411
17,562		12,418	5,144
16,727		12,455	4,272
8,716		7,397	1,319
8,720		7,171	1,549
28,616		19,016	9,600
5,271		3,648	1,623
3,589		2,480	1,109

Form 990PF Part IV - Capital Gains and Losses for Tax on Investment Income - Columns i - l

Complete only for assets showing gain in column (h) and owned by the foundation on 12/31/69			(l) Gains (Col (h) gain minus col (k), but not less than -0-) or Losses (from col (h))
(i) F M V as of 12/31/69	(j) Adjusted basis as of 12/31/69	(k) Excess of col (i) over col (j), if any	
			4,556
			357
			5,411
			5,144
			4,272
			1,319
			1,549
			9,600
			1,623
			1,109

Form 990PF Part IV - Capital Gains and Losses for Tax on Investment Income - Columns a - d

(a) List and describe the kind(s) of property sold (e g , real estate, 2-story brick warehouse, or common stock, 200 shs MLC Co)	(b) How acquired P—Purchase D—Donation	(c) Date acquired (mo , day, yr)	(d) Date sold (mo , day, yr)
82 SHS BECTON DICKINSON CO	P	2012-04-05	2014-06-24
31 SHS BECTON DICKINSON CO	P	2012-04-05	2014-07-10
44 SHS BECTON DICKINSON CO	P	2012-10-17	2014-07-10
188 SHS BECTON DICKINSON CO	P	2012-10-17	2014-11-07
104 SHS BECTON DICKINSON CO	P	2013-06-12	2014-11-07
631 SHS BROOKFIELD PPTY PARTNERS LP	P	2010-12-17	2014-07-10
165 SHS BROOKFIELD PPTY PARTNERS LP	P	2010-12-17	2014-07-16
78 226 SHS CALIFORNIA RES CORP COM	P	2010-12-17	2014-12-05
57 472 SHS CALIFORNIA RES CORP COM	P	2013-02-25	2014-12-05
44 302 SHS CALIFORNIA RES CORP COM	P	2013-04-22	2014-12-05

Form 990PF Part IV - Capital Gains and Losses for Tax on Investment Income - Columns e - h

(e) Gross sales price	(f) Depreciation allowed (or allowable)	(g) Cost or other basis plus expense of sale	(h) Gain or (loss) (e) plus (f) minus (g)
9,720		6,355	3,365
3,686		2,402	1,284
5,231		3,388	1,843
23,644		14,475	9,169
13,080		10,195	2,885
12,948		9,816	3,132
3,403		2,567	836
504		668	-164
370		428	-58
286		319	-33

Form 990PF Part IV - Capital Gains and Losses for Tax on Investment Income - Columns i - l

Complete only for assets showing gain in column (h) and owned by the foundation on 12/31/69			(l) Gains (Col (h) gain minus col (k), but not less than -0-) or Losses (from col (h))
(i) F M V as of 12/31/69	(j) Adjusted basis as of 12/31/69	(k) Excess of col (i) over col (j), if any	
			3,365
			1,284
			1,843
			9,169
			2,885
			3,132
			836
			-164
			-58
			-33

Form 990PF Part IV - Capital Gains and Losses for Tax on Investment Income - Columns a - d

(a) List and describe the kind(s) of property sold (e g , real estate, 2-story brick warehouse, or common stock, 200 shs MLC Co)	(b) How acquired P—Purchase D—Donation	(c) Date acquired (mo , day, yr)	(d) Date sold (mo , day, yr)
142 SHS CDK GLOBAL INC COM	P	2010-12-17	2014-10-02
237 SHS CHEVRON CORP NEW	P	2010-12-17	2014-02-19
137 SHS CHUBB CORP	P	2010-12-17	2014-04-14
53 SHS CHUBB CORP	P	2010-12-17	2014-04-23
163 SHS CHUBB CORP	P	2011-01-26	2014-04-23
116 SHS CHUBB CORP	P	2011-01-26	2014-12-22
1 SHS CHUBB CORP	P	2011-02-15	2014-12-22
554 SHS CISCO SYS INC	P	2013-01-15	2014-04-14
121 SHS CME GROUP INC	P	2012-09-04	2014-09-04
185 SHS CULLEN FROST BANKER INC	P	2010-12-17	2014-02-03

Form 990PF Part IV - Capital Gains and Losses for Tax on Investment Income - Columns e - h

(e) Gross sales price	(f) Depreciation allowed (or allowable)	(g) Cost or other basis plus expense of sale	(h) Gain or (loss) (e) plus (f) minus (g)
4,303		2,524	1,779
27,103		21,005	6,098
12,193		8,121	4,072
4,801		3,142	1,659
14,766		9,626	5,140
11,982		6,851	5,131
103		59	44
12,618		11,595	1,023
9,275		6,680	2,595
13,071		11,062	2,009

Form 990PF Part IV - Capital Gains and Losses for Tax on Investment Income - Columns i - l

Complete only for assets showing gain in column (h) and owned by the foundation on 12/31/69			(l) Gains (Col (h) gain minus col (k), but not less than -0-) or Losses (from col (h))
(i) F M V as of 12/31/69	(j) Adjusted basis as of 12/31/69	(k) Excess of col (i) over col (j), if any	
			1,779
			6,098
			4,072
			1,659
			5,140
			5,131
			44
			1,023
			2,595
			2,009

Form 990PF Part IV - Capital Gains and Losses for Tax on Investment Income - Columns a - d

(a) List and describe the kind(s) of property sold (e g , real estate, 2-story brick warehouse, or common stock, 200 shs MLC Co)	(b) How acquired P—Purchase D—Donation	(c) Date acquired (mo , day, yr)	(d) Date sold (mo , day, yr)
107 SHS CULLEN FROST BANKER INC	P	2010-12-17	2014-04-23
24 SHS CULLEN FROST BANKER INC	P	2010-12-17	2014-04-23
165 SHS CULLEN FROST BANKER INC	P	2010-12-17	2014-04-28
46 SHS CULLEN FROST BANKER INC	P	2012-02-07	2014-04-28
35 SHS CULLEN FROST BANKER INC	P	2012-07-11	2014-04-28
208 SHS CULLEN FROST BANKER INC	P	2012-07-11	2014-05-12
187 SHS DOMINION RESOURCES INC VA NEW	P	2010-12-17	2014-05-28
248 SHS DOMINION RESOURCES INC VA NEW	P	2010-12-17	2014-06-02
112 SHS EATON CORP PLC COM	P	2012-12-03	2014-07-14
88 SHS EMERSON ELECTRIC CO	P	2012-03-05	2014-02-19

Form 990PF Part IV - Capital Gains and Losses for Tax on Investment Income - Columns e - h

(e) Gross sales price	(f) Depreciation allowed (or allowable)	(g) Cost or other basis plus expense of sale	(h) Gain or (loss) (e) plus (f) minus (g)
8,470		6,398	2,072
1,900		1,433	467
12,599		9,854	2,745
3,512		2,614	898
2,672		1,981	691
16,060		11,771	4,289
12,770		7,951	4,819
17,251		10,545	6,706
8,855		5,742	3,113
5,581		4,353	1,228

Form 990PF Part IV - Capital Gains and Losses for Tax on Investment Income - Columns i - l

Complete only for assets showing gain in column (h) and owned by the foundation on 12/31/69			(l) Gains (Col (h) gain minus col (k), but not less than -0-) or Losses (from col (h))
(i) F M V as of 12/31/69	(j) Adjusted basis as of 12/31/69	(k) Excess of col (i) over col (j), if any	
			2,072
			467
			2,745
			898
			691
			4,289
			4,819
			6,706
			3,113
			1,228

Form 990PF Part IV - Capital Gains and Losses for Tax on Investment Income - Columns a - d

(a) List and describe the kind(s) of property sold (e g , real estate, 2-story brick warehouse, or common stock, 200 shs MLC Co)	(b) How acquired P—Purchase D—Donation	(c) Date acquired (mo , day, yr)	(d) Date sold (mo , day, yr)
213 SHS EMERSON ELECTRIC CO	P	2012-12-07	2014-02-19
122 SHS EMERSON ELECTRIC CO	P	2012-12-12	2014-02-19
335 SHS ENSCO PLC COM	P	2012-08-10	2014-10-02
225 SHS ENSCO PLC COM	P	2012-08-15	2014-10-02
137 SHS ENSCO PLC COM	P	2013-01-18	2014-10-02
163 SHS ENSCO PLC COM	P	2013-07-10	2014-10-02
384 SHS FIDELITY NATL FINL INC	P	2012-08-10	2014-02-04
201 701 SHS FIDELITY NATL INC NEW	P	2012-08-10	2014-07-10
248 299 SHS FIDELITY NATL INC NEW	P	2012-08-20	2014-07-10
1019 SHS GENERAL ELECTRIC CO	P	2010-12-17	2014-05-21

Form 990PF Part IV - Capital Gains and Losses for Tax on Investment Income - Columns e - h

(e) Gross sales price	(f) Depreciation allowed (or allowable)	(g) Cost or other basis plus expense of sale	(h) Gain or (loss) (e) plus (f) minus (g)
13,509		10,819	2,690
7,738		6,334	1,404
13,174		18,391	-5,217
8,848		12,606	-3,758
5,388		8,438	-3,050
6,410		9,776	-3,366
11,811		7,229	4,582
3,142		1,842	1,300
3,867		2,301	1,566
26,920		18,006	8,914

Form 990PF Part IV - Capital Gains and Losses for Tax on Investment Income - Columns i - l

Complete only for assets showing gain in column (h) and owned by the foundation on 12/31/69			(l) Gains (Col (h) gain minus col (k), but not less than -0-) or Losses (from col (h))
(i) F M V as of 12/31/69	(j) Adjusted basis as of 12/31/69	(k) Excess of col (i) over col (j), if any	
			2,690
			1,404
			-5,217
			-3,758
			-3,050
			-3,366
			4,582
			1,300
			1,566
			8,914

Form 990PF Part IV - Capital Gains and Losses for Tax on Investment Income - Columns a - d

(a) List and describe the kind(s) of property sold (e g , real estate, 2-story brick warehouse, or common stock, 200 shs MLC Co)	(b) How acquired P—Purchase D—Donation	(c) Date acquired (mo , day, yr)	(d) Date sold (mo , day, yr)
139 SHS GENERAL ELECTRIC COM	P	2012-02-07	2014-05-21
1,227 SHS GENERAL ELECTRIC COM	P	2012-02-07	2014-05-28
124 SHS GENUINE PARTS CO	P	2010-12-17	2014-02-03
175 SHS GENUINE PARTS CO	P	2010-12-17	2014-04-17
202 SHS GENUINE PARTS CO	P	2010-12-17	2014-04-24
634 SHS INTEL CORP	P	2010-12-17	2014-02-03
407 SHS INTEL CORP	P	2012-10-02	2014-02-03
314 SHS JOHNSON & JOHNSON	P	2012-09-07	2014-03-04
9 SHS JOHNSON & JOHNSON	P	2012-09-07	2014-04-17
77 SHS JOHNSON & JOHNSON	P	2012-10-17	2014-04-17

Form 990PF Part IV - Capital Gains and Losses for Tax on Investment Income - Columns e - h

(e) Gross sales price	(f) Depreciation allowed (or allowable)	(g) Cost or other basis plus expense of sale	(h) Gain or (loss) (e) plus (f) minus (g)
3,672		2,657	1,015
32,701		23,455	9,246
9,648		6,356	3,292
15,320		8,970	6,350
17,416		10,354	7,062
15,194		13,611	1,583
9,754		9,271	483
29,302		21,260	8,042
893		609	284
7,638		5,469	2,169

Form 990PF Part IV - Capital Gains and Losses for Tax on Investment Income - Columns i - l

Complete only for assets showing gain in column (h) and owned by the foundation on 12/31/69			(l) Gains (Col (h) gain minus col (k), but not less than -0-) or Losses (from col (h))
(i) F M V as of 12/31/69	(j) Adjusted basis as of 12/31/69	(k) Excess of col (i) over col (j), if any	
			1,015
			9,246
			3,292
			6,350
			7,062
			1,583
			483
			8,042
			284
			2,169

Form 990PF Part IV - Capital Gains and Losses for Tax on Investment Income - Columns a - d

(a) List and describe the kind(s) of property sold (e g , real estate, 2-story brick warehouse, or common stock, 200 shs MLC Co)	(b) How acquired P—Purchase D—Donation	(c) Date acquired (mo , day, yr)	(d) Date sold (mo , day, yr)
65 SHS JOHNSON & JOHNSON	P	2012-10-17	2014-12-22
84 SHS JOHNSON & JOHNSON	P	2013-01-18	2014-12-22
148 SHS JPMORGAN CHASE & CO	P	2011-01-14	2014-09-26
285 SHS KIMBERLY CLARK CORP	P	2010-12-17	2014-09-11
26 SHS METLIFE INC COM	P	2013-07-02	2014-10-02
140 SHS METLIFE INC COM	P	2013-07-10	2014-10-02
209 SHS MICROSOFT CORP	P	2010-12-17	2014-04-28
226 SHS MOLSON COORS BREWING CO CL B	P	2012-11-07	2014-07-29
215 SHS MOLSON COORS BREWING CO CL B	P	2012-11-07	2014-09-04
94 SHS OCCIDENTAL PETROLEUM CORP	P	2010-12-17	2014-01-08

Form 990PF Part IV - Capital Gains and Losses for Tax on Investment Income - Columns e - h

(e) Gross sales price	(f) Depreciation allowed (or allowable)	(g) Cost or other basis plus expense of sale	(h) Gain or (loss) (e) plus (f) minus (g)
6,925		4,617	2,308
8,950		6,128	2,822
9,005		6,701	2,304
30,493		17,794	12,699
1,367		1,210	157
7,360		6,809	551
8,523		5,858	2,665
15,851		9,430	6,421
15,568		8,971	6,597
8,888		8,977	-89

Form 990PF Part IV - Capital Gains and Losses for Tax on Investment Income - Columns i - l

Complete only for assets showing gain in column (h) and owned by the foundation on 12/31/69			(l) Gains (Col (h) gain minus col (k), but not less than -0-) or Losses (from col (h))
(i) F M V as of 12/31/69	(j) Adjusted basis as of 12/31/69	(k) Excess of col (i) over col (j), if any	
			2,308
			2,822
			2,304
			12,699
			157
			551
			2,665
			6,421
			6,597
			-89

Form 990PF Part IV - Capital Gains and Losses for Tax on Investment Income - Columns a - d

(a) List and describe the kind(s) of property sold (e g , real estate, 2-story brick warehouse, or common stock, 200 shs MLC Co)	(b) How acquired P—Purchase D—Donation	(c) Date acquired (mo , day, yr)	(d) Date sold (mo , day, yr)
96 SHS PEPSICO INC	P	2012-05-17	2014-07-14
583 SHS PFIZER INC	P	2011-12-05	2014-06-24
771 SHS PFIZER INC	P	2012-03-05	2014-06-24
146 SHS RAYTHEON CO COM NEW	P	2013-04-02	2014-12-12
170 SHS RAYTHEON CO COM NEW	P	2013-04-02	2014-12-23
22 SHS RAYTHEON CO COM NEW	P	2013-04-22	2014-12-23
698 SHS REDWOOD TRUST INC	P	2013-01-18	2014-07-10
324 SHS REDWOOD TRUST INC	P	2013-01-28	2014-07-10
323 SHS REDWOOD TRUST INC	P	2013-01-28	2014-07-16
416 SHS REDWOOD TRUST INC	P	2013-03-04	2014-07-16

Form 990PF Part IV - Capital Gains and Losses for Tax on Investment Income - Columns e - h

(e) Gross sales price	(f) Depreciation allowed (or allowable)	(g) Cost or other basis plus expense of sale	(h) Gain or (loss) (e) plus (f) minus (g)
8,741		6,618	2,123
17,112		11,589	5,523
22,630		16,567	6,063
15,310		8,387	6,923
18,740		9,765	8,975
2,425		1,253	1,172
13,601		13,453	148
6,313		6,205	108
6,251		6,186	65
8,051		8,682	-631

Form 990PF Part IV - Capital Gains and Losses for Tax on Investment Income - Columns i - l

Complete only for assets showing gain in column (h) and owned by the foundation on 12/31/69			(l) Gains (Col (h) gain minus col (k), but not less than -0-) or Losses (from col (h))
(i) F M V as of 12/31/69	(j) Adjusted basis as of 12/31/69	(k) Excess of col (i) over col (j), if any	
			2,123
			5,523
			6,063
			6,923
			8,975
			1,172
			148
			108
			65
			-631

Form 990PF Part IV - Capital Gains and Losses for Tax on Investment Income - Columns a - d

(a) List and describe the kind(s) of property sold (e g , real estate, 2-story brick warehouse, or common stock, 200 shs MLC Co)	(b) How acquired P—Purchase D—Donation	(c) Date acquired (mo , day, yr)	(d) Date sold (mo , day, yr)
140 SHS REDWOOD TRUST INC	P	2013-07-01	2014-07-16
416 SHS REDWOOD TRUST INC	P	2013-07-01	2014-09-04
63 SHS SEALED AIR CORP NEW	P	2012-12-07	2014-02-03
220 SHS SEALED AIR CORP NEW	P	2012-12-12	2014-02-03
257 SHS SEALED AIR CORP NEW	P	2012-12-12	2014-04-17
639 SHS SEALED AIR CORP NEW	P	2012-12-12	2014-04-28
559 SHS SPECTRA ENERGY CORP COM	P	2010-12-17	2014-09-11
484 SHS TE CONNECTIVITY LTD COM	P	2011-06-27	2014-03-04
147 SHS TE CONNECTIVITY LTD COM	P	2011-06-27	2014-06-24
304 SHS TE CONNECTIVITY LTD COM	P	2011-06-27	2014-07-10

Form 990PF Part IV - Capital Gains and Losses for Tax on Investment Income - Columns e - h

(e) Gross sales price	(f) Depreciation allowed (or allowable)	(g) Cost or other basis plus expense of sale	(h) Gain or (loss) (e) plus (f) minus (g)
2,710		2,400	310
7,906		7,130	776
1,893		1,036	857
6,609		3,645	2,964
8,307		4,258	4,049
20,710		10,587	10,123
22,756		13,694	9,062
28,964		16,845	12,119
9,037		5,116	3,921
19,296		10,580	8,716

Form 990PF Part IV - Capital Gains and Losses for Tax on Investment Income - Columns i - l

Complete only for assets showing gain in column (h) and owned by the foundation on 12/31/69			(l) Gains (Col (h) gain minus col (k), but not less than -0-) or Losses (from col (h))
(i) F M V as of 12/31/69	(j) Adjusted basis as of 12/31/69	(k) Excess of col (i) over col (j), if any	
			310
			776
			857
			2,964
			4,049
			10,123
			9,062
			12,119
			3,921
			8,716

Form 990PF Part IV - Capital Gains and Losses for Tax on Investment Income - Columns a - d

(a) List and describe the kind(s) of property sold (e g , real estate, 2-story brick warehouse, or common stock, 200 shs MLC Co)	(b) How acquired P—Purchase D—Donation	(c) Date acquired (mo , day, yr)	(d) Date sold (mo , day, yr)
22 SHS TE CONNECTIVITY LTD COM	P	2012-03-05	2014-07-10
146 SHS TELEFLEX INC	P	2013-01-07	2014-03-04
49 SHS UNITED PARCEL SVC INC CL B	P	2011-05-25	2014-12-23
154 SHS UNITED PARCEL SVC INC CL B	P	2011-06-17	2014-12-23
747 SHS WASTE MANAGEMENT INC	P	2011-06-27	2014-02-04
201 SHS WELLS FARGO & CO NEW	P	2012-08-20	2014-04-14
353 SHS WEYERHAEUSER CO COM	P	2011-08-16	2014-11-12
129 SHS ABM INDS INC	P	2013-12-23	2014-02-20
79 SHS BARNES GROUP INC B	P	2013-10-16	2014-08-13
13 SHS BARNES GROUP INC B	P	2013-10-16	2014-08-29

Form 990PF Part IV - Capital Gains and Losses for Tax on Investment Income - Columns e - h

(e) Gross sales price	(f) Depreciation allowed (or allowable)	(g) Cost or other basis plus expense of sale	(h) Gain or (loss) (e) plus (f) minus (g)
1,396		789	607
14,707		10,835	3,872
5,523		3,566	1,957
17,359		10,722	6,637
30,824		27,547	3,277
9,611		6,832	2,779
12,004		6,048	5,956
3,559		3,652	-93
2,738		2,908	-170
445		479	-34

Form 990PF Part IV - Capital Gains and Losses for Tax on Investment Income - Columns i - l

Complete only for assets showing gain in column (h) and owned by the foundation on 12/31/69			(l) Gains (Col (h) gain minus col (k), but not less than -0-) or Losses (from col (h))
(i) F M V as of 12/31/69	(j) Adjusted basis as of 12/31/69	(k) Excess of col (i) over col (j), if any	
			607
			3,872
			1,957
			6,637
			3,277
			2,779
			5,956
			-93
			-170
			-34

Form 990PF Part IV - Capital Gains and Losses for Tax on Investment Income - Columns a - d

(a) List and describe the kind(s) of property sold (e g , real estate, 2-story brick warehouse, or common stock, 200 shs MLC Co)	(b) How acquired P—Purchase D—Donation	(c) Date acquired (mo , day, yr)	(d) Date sold (mo , day, yr)
42 SHS BARNES GROUP INC B	P	2013-10-28	2014-08-29
84 SHS BARNES GROUP INC B	P	2013-10-28	2014-09-15
7 SHS BRINKS CO	P	2013-04-26	2014-02-20
38 SHS BRINKS CO	P	2013-04-26	2014-04-25
24 SHS BRINKS CO	P	2013-11-14	2014-04-25
59 SHS BRINKS CO	P	2013-11-14	2014-10-17
56 SHS BRINKS CO	P	2013-11-14	2014-10-22
87 SHS BRINKS CO	P	2013-11-14	2014-10-28
9 SHS BRISTOW GROUP INC COM	P	2013-11-14	2014-04-25
129 SHS BROWN SHOE COMPANY INC	P	2013-02-20	2014-02-20

Form 990PF Part IV - Capital Gains and Losses for Tax on Investment Income - Columns e - h

(e) Gross sales price	(f) Depreciation allowed (or allowable)	(g) Cost or other basis plus expense of sale	(h) Gain or (loss) (e) plus (f) minus (g)
1,437		1,498	-61
2,738		2,995	-257
216		186	30
948		1,012	-64
599		774	-175
1,330		1,902	-572
1,253		1,805	-552
1,958		2,805	-847
684		736	-52
2,990		2,297	693

Form 990PF Part IV - Capital Gains and Losses for Tax on Investment Income - Columns i - l

Complete only for assets showing gain in column (h) and owned by the foundation on 12/31/69			(l) Gains (Col (h) gain minus col (k), but not less than -0-) or Losses (from col (h))
(i) F M V as of 12/31/69	(j) Adjusted basis as of 12/31/69	(k) Excess of col (i) over col (j), if any	
			-61
			-257
			30
			-64
			-175
			-572
			-552
			-847
			-52
			693

Form 990PF Part IV - Capital Gains and Losses for Tax on Investment Income - Columns a - d

(a) List and describe the kind(s) of property sold (e g , real estate, 2-story brick warehouse, or common stock, 200 shs MLC Co)	(b) How acquired P—Purchase D—Donation	(c) Date acquired (mo , day, yr)	(d) Date sold (mo , day, yr)
64 SHS BROWN SHOE COMPANY INC	P	2013-03-12	2014-02-20
74 SHS BROWN SHOE COMPANY INC	P	2013-04-09	2014-02-20
8 SHS BROWN SHOE COMPANY INC	P	2013-05-02	2014-02-20
114 SHS BROWN SHOE COMPANY INC	P	2013-05-02	2014-04-25
88 SHS BROWN SHOE COMPANY INC	P	2013-11-14	2014-08-20
13 SHS CASH AMER INTL INC	P	2013-07-30	2014-04-16
19 SHS CASH AMER INTL INC	P	2013-07-30	2014-04-24
16 SHS CASH AMER INTL INC	P	2013-10-25	2014-04-24
70 SHS CASH AMER INTL INC	P	2013-10-25	2014-04-25
4 SHS CASH AMER INTL INC	P	2013-10-25	2014-05-20

Form 990PF Part IV - Capital Gains and Losses for Tax on Investment Income - Columns e - h

(e) Gross sales price	(f) Depreciation allowed (or allowable)	(g) Cost or other basis plus expense of sale	(h) Gain or (loss) (e) plus (f) minus (g)
1,484		1,133	351
1,715		1,159	556
185		134	51
2,734		1,903	831
2,628		2,198	430
583		552	31
835		806	29
703		625	78
3,100		2,733	367
178		156	22

Form 990PF Part IV - Capital Gains and Losses for Tax on Investment Income - Columns i - l

Complete only for assets showing gain in column (h) and owned by the foundation on 12/31/69			(l) Gains (Col (h) gain minus col (k), but not less than -0-) or Losses (from col (h))
(i) F M V as of 12/31/69	(j) Adjusted basis as of 12/31/69	(k) Excess of col (i) over col (j), if any	
			351
			556
			51
			831
			430
			31
			29
			78
			367
			22

Form 990PF Part IV - Capital Gains and Losses for Tax on Investment Income - Columns a - d

(a) List and describe the kind(s) of property sold (e g , real estate, 2-story brick warehouse, or common stock, 200 shs MLC Co)	(b) How acquired P—Purchase D—Donation	(c) Date acquired (mo , day, yr)	(d) Date sold (mo , day, yr)
24 SHS CASH AMER INTL INC	P	2013-11-14	2014-05-20
33 SHS CASH AMER INTL INC	P	2013-11-14	2014-10-29
76 SHS CASH AMER INTL INC	P	2013-11-14	2014-10-31
62 SHS CASH AMER INTL INC	P	2013-11-14	2014-11-05
6 SHS CATO CORP NEW CL A	P	2014-05-05	2014-10-22
47 SHS CATO CORP NEW CL A	P	2014-05-05	2014-10-29
67 SHS CATO CORP NEW CL A	P	2014-05-05	2014-11-07
112 SHS CHESAPEAKE LODGING TRUST	P	2013-12-17	2014-04-25
69 SHS CHEASAPEAKE LODGING TRUST	P	2013-12-17	2014-08-08
8 SHS CHEASAPEAKE LODGING TRUST	P	2013-12-17	2014-08-14

Form 990PF Part IV - Capital Gains and Losses for Tax on Investment Income - Columns e - h

(e) Gross sales price	(f) Depreciation allowed (or allowable)	(g) Cost or other basis plus expense of sale	(h) Gain or (loss) (e) plus (f) minus (g)
1,068		931	137
1,569		1,279	290
3,742		2,947	795
3,020		2,404	616
213		174	39
1,682		1,363	319
2,413		1,943	470
3,005		2,684	321
2,019		1,653	366
241		192	49

Form 990PF Part IV - Capital Gains and Losses for Tax on Investment Income - Columns i - l

Complete only for assets showing gain in column (h) and owned by the foundation on 12/31/69			(l) Gains (Col (h) gain minus col (k), but not less than -0-) or Losses (from col (h))
(i) F M V as of 12/31/69	(j) Adjusted basis as of 12/31/69	(k) Excess of col (i) over col (j), if any	
			137
			290
			795
			616
			39
			319
			470
			321
			366
			49

Form 990PF Part IV - Capital Gains and Losses for Tax on Investment Income - Columns a - d

(a) List and describe the kind(s) of property sold (e g , real estate, 2-story brick warehouse, or common stock, 200 shs MLC Co)	(b) How acquired P—Purchase D—Donation	(c) Date acquired (mo , day, yr)	(d) Date sold (mo , day, yr)
49 SHS CHEASAPEAKE LODGING TRUST	P	2013-12-19	2014-08-14
58 SHS CHEASAPEAKE LODGING TRUST	P	2013-12-19	2014-08-15
14 SHS COMPASS MINERALS INTL INC	P	2013-11-14	2014-02-20
36 SHS COMPASS MINERALS INTL INC	P	2013-11-14	2014-04-25
61 SHS COMSTOCK RES INC	P	2013-07-30	2014-04-25
87 SHS CON WAY INC COM	P	2013-08-16	2014-02-20
20 SHS CON WAY INC COM	P	2013-08-16	2014-04-25
29 SHS CON WAY INC COM	P	2013-08-16	2014-04-25
138 SHS CYPRESS SEMICONDUCTR CORP	P	2013-07-16	2014-05-19
153 SHS DEAN FOODS CO COM	P	2014-04-20	2014-04-25

Form 990PF Part IV - Capital Gains and Losses for Tax on Investment Income - Columns e - h

(e) Gross sales price	(f) Depreciation allowed (or allowable)	(g) Cost or other basis plus expense of sale	(h) Gain or (loss) (e) plus (f) minus (g)
1,474		1,211	263
1,730		1,434	296
1,203		1,025	178
3,006		2,637	369
1,630		1,036	594
3,262		3,735	-473
840		859	-19
1,218		1,342	-124
1,344		1,543	-199
2,380		2,444	-64

Form 990PF Part IV - Capital Gains and Losses for Tax on Investment Income - Columns i - l

Complete only for assets showing gain in column (h) and owned by the foundation on 12/31/69			(l) Gains (Col (h) gain minus col (k), but not less than -0-) or Losses (from col (h))
(i) F M V as of 12/31/69	(j) Adjusted basis as of 12/31/69	(k) Excess of col (i) over col (j), if any	
			263
			296
			178
			369
			594
			-473
			-19
			-124
			-199
			-64

Form 990PF Part IV - Capital Gains and Losses for Tax on Investment Income - Columns a - d

(a) List and describe the kind(s) of property sold (e g , real estate, 2-story brick warehouse, or common stock, 200 shs MLC Co)	(b) How acquired P—Purchase D—Donation	(c) Date acquired (mo , day, yr)	(d) Date sold (mo , day, yr)
245 SHS EDUCATION RLTY TR INC	P	2014-03-24	2014-04-25
7 SHS EDUCATION RLTY TR INC	P	2014-03-25	2014-04-25
26 SHS ENDURANCE SPECIALTY HOLDINGS LTD	P	2013-11-14	2014-09-12
30 SHS ENDURANCE SPECIALTY HOLDINGS LTD	P	2013-11-14	2014-09-30
193 SHS ENERGY XXI (BERMUDA) COM	P	2013-08-27	2014-02-20
113 SHS ENERGY (BERMUDA) COM	P	2013-08-27	2014-04-25
2 SHS ENERGY (BERMUDA) COM	P	2013-08-27	2014-04-25
57 SHS ENERGY (BERMUDA) COM	P	2013-08-27	2014-05-27
283 SHS ENERGY (BERMUDA) COM	P	2013-11-14	2014-09-25
40 SHS G&K SVCS INC CL A	P	2013-10-18	2014-04-25

Form 990PF Part IV - Capital Gains and Losses for Tax on Investment Income - Columns e - h

(e) Gross sales price	(f) Depreciation allowed (or allowable)	(g) Cost or other basis plus expense of sale	(h) Gain or (loss) (e) plus (f) minus (g)
2,492		2,378	114
71		70	1
1,471		1,481	-10
1,661		1,709	-48
4,627		5,195	-568
2,616		3,041	-425
46		54	-8
1,264		1,525	-261
3,481		7,999	-4,518
2,212		2,492	-280

Form 990PF Part IV - Capital Gains and Losses for Tax on Investment Income - Columns i - l

Complete only for assets showing gain in column (h) and owned by the foundation on 12/31/69			(l) Gains (Col (h) gain minus col (k), but not less than -0-) or Losses (from col (h))
(i) F M V as of 12/31/69	(j) Adjusted basis as of 12/31/69	(k) Excess of col (i) over col (j), if any	
			114
			1
			-10
			-48
			-568
			-425
			-8
			-261
			-4,518
			-280

Form 990PF Part IV - Capital Gains and Losses for Tax on Investment Income - Columns a - d

(a) List and describe the kind(s) of property sold (e g , real estate, 2-story brick warehouse, or common stock, 200 shs MLC Co)	(b) How acquired P—Purchase D—Donation	(c) Date acquired (mo , day, yr)	(d) Date sold (mo , day, yr)
14 SHS G&K SVCS INC CL A	P	2013-10-30	2014-04-25
46 SHS GOVERNMENT PPTYS INCOME TR COM	P	2013-04-15	2014-04-10
169 SHS HANCOCK HOLDINGS CO	P	2013-09-04	2014-02-20
40 SHS HANCOCK HOLDINGS CO	P	2013-09-05	2014-02-20
72 SHS HANCOCK HOLDINGS CO	P	2013-09-05	2014-04-25
8 SHS HANCOCK HOLDINGS CO	P	2013-11-14	2014-04-25
34 SHS IBERIABANK CORP	P	2013-02-27	2014-02-20
19 SHS IBERIABANK CORP	P	2013-04-19	2014-02-20
26 SHS IBERIABANK CORP	P	2013-09-05	2014-04-25
8 SHS IBERIABANK CORP	P	2013-11-14	2014-04-25

Form 990PF Part IV - Capital Gains and Losses for Tax on Investment Income - Columns e - h

(e) Gross sales price	(f) Depreciation allowed (or allowable)	(g) Cost or other basis plus expense of sale	(h) Gain or (loss) (e) plus (f) minus (g)
774		887	-113
1,164		1,184	-20
5,637		5,350	287
1,334		1,268	66
2,469		2,282	187
274		268	6
2,108		1,715	393
1,178		920	258
1,673		1,392	281
515		482	33

Form 990PF Part IV - Capital Gains and Losses for Tax on Investment Income - Columns i - l

Complete only for assets showing gain in column (h) and owned by the foundation on 12/31/69			(l) Gains (Col (h) gain minus col (k), but not less than -0-) or Losses (from col (h))
(i) F M V as of 12/31/69	(j) Adjusted basis as of 12/31/69	(k) Excess of col (i) over col (j), if any	
			-113
			-20
			287
			66
			187
			6
			393
			258
			281
			33

Form 990PF Part IV - Capital Gains and Losses for Tax on Investment Income - Columns a - d

(a) List and describe the kind(s) of property sold (e g , real estate, 2-story brick warehouse, or common stock, 200 shs MLC Co)	(b) How acquired P—Purchase D—Donation	(c) Date acquired (mo , day, yr)	(d) Date sold (mo , day, yr)
56 SHS J2 GLOBAL INC COM	P	2013-07-19	2014-04-25
34 SHS MAXIMUS INC	P	2013-03-06	2014-02-20
18 SHS MAXIMUS INC	P	2013-11-14	2014-02-20
50 SHS MAXIMUS INC	P	2013-11-14	2014-04-25
59 SHS NICE SYSTEMS ADR	P	2013-03-20	2014-02-20
65 SHS NICE SYSTEMS ADR	P	2013-04-02	2014-02-20
58 SHS NICE SYSTEMS ADR	P	2013-04-09	2014-02-20
37 SHS NICE SYSTEMS ADR	P	2013-07-08	2014-04-25
18 SHS NICE SYSTEMS ADR	P	2013-11-14	2014-04-25
161 SHS PIER 1 IMPORTS INC	P	2013-11-01	2014-04-25

Form 990PF Part IV - Capital Gains and Losses for Tax on Investment Income - Columns e - h

(e) Gross sales price	(f) Depreciation allowed (or allowable)	(g) Cost or other basis plus expense of sale	(h) Gain or (loss) (e) plus (f) minus (g)
2,650		2,600	50
1,605		1,270	335
850		847	3
2,074		2,354	-280
2,326		2,167	159
2,563		2,353	210
2,287		2,042	245
1,596		1,389	207
777		684	93
2,864		3,337	-473

Form 990PF Part IV - Capital Gains and Losses for Tax on Investment Income - Columns i - l

Complete only for assets showing gain in column (h) and owned by the foundation on 12/31/69			(l) Gains (Col (h) gain minus col (k), but not less than -0-) or Losses (from col (h))
(i) F M V as of 12/31/69	(j) Adjusted basis as of 12/31/69	(k) Excess of col (i) over col (j), if any	
			50
			335
			3
			-280
			159
			210
			245
			207
			93
			-473

Form 990PF Part IV - Capital Gains and Losses for Tax on Investment Income - Columns a - d

(a) List and describe the kind(s) of property sold (e g , real estate, 2-story brick warehouse, or common stock, 200 shs MLC Co)	(b) How acquired P—Purchase D—Donation	(c) Date acquired (mo , day, yr)	(d) Date sold (mo , day, yr)
77 SHS PIER 1 IMPORTS INC	P	2013-11-01	2014-09-05
104 SHS PIER 1 IMPORTS INC	P	2014-01-10	2014-09-05
55 SHS PIER 1 IMPORTS INC	P	2014-01-10	2014-09-09
31 SHS PIER 1 IMPORTS INC	P	2014-03-12	2014-09-09
145 SHS PIER 1 IMPORTS INC	P	2014-03-12	2014-09-11
45 SHS POST PPTYS INC	P	2014-03-20	2014-04-25
36 SHS POST PPTYS INC	P	2014-03-20	2014-12-15
104 SHS PRIMERICA INC COM	P	2013-03-27	2014-02-20
15 SHS PRIMERICA INC COM	P	2013-11-14	2014-08-14
187 SHS QUESTCOR PHAR INC	P	2013-05-07	2014-02-20

Form 990PF Part IV - Capital Gains and Losses for Tax on Investment Income - Columns e - h

(e) Gross sales price	(f) Depreciation allowed (or allowable)	(g) Cost or other basis plus expense of sale	(h) Gain or (loss) (e) plus (f) minus (g)
1,201		1,596	-395
1,622		2,240	-618
836		1,185	-349
471		599	-128
2,213		2,800	-587
2,246		2,178	68
2,078		1,743	335
4,554		3,389	1,165
721		639	82
14,493		6,071	8,422

Form 990PF Part IV - Capital Gains and Losses for Tax on Investment Income - Columns i - l

Complete only for assets showing gain in column (h) and owned by the foundation on 12/31/69			(l) Gains (Col (h) gain minus col (k), but not less than -0-) or Losses (from col (h))
(i) F M V as of 12/31/69	(j) Adjusted basis as of 12/31/69	(k) Excess of col (i) over col (j), if any	
			-395
			-618
			-349
			-128
			-587
			68
			335
			1,165
			82
			8,422

Form 990PF Part IV - Capital Gains and Losses for Tax on Investment Income - Columns a - d

(a) List and describe the kind(s) of property sold (e g , real estate, 2-story brick warehouse, or common stock, 200 shs MLC Co)	(b) How acquired P—Purchase D—Donation	(c) Date acquired (mo , day, yr)	(d) Date sold (mo , day, yr)
14 SHS QUESTCOR PHAR INC	P	2013-09-23	2014-02-20
50 SHS QUESTCOR PHAR INC	P	2013-09-23	2014-04-25
12 SHS QUESTCOR PHAR INC	P	2013-11-14	2014-04-25
115 SHS QUESTCOR PHAR INC	P	2013-11-14	2014-05-09
65 SHS QUESTCOR PHAR INC	P	2013-11-14	2014-06-04
47 SHS QUESTCOR PHAR INC	P	2013-11-14	2014-08-05
37 SHS SCHWEITZER-MAUDUIT INTL INC	P	2013-11-08	2014-04-25
31 SHS SCHWEITZER-MAUDUIT INTL INC	P	2013-11-08	2014-05-27
6 SHS SCHWEITZER-MAUDUIT INTL INC	P	2013-11-14	2014-05-27
38 SHS SOUTHWEST GAS CORP	P	2014-10-15	2014-11-13

Form 990PF Part IV - Capital Gains and Losses for Tax on Investment Income - Columns e - h

(e) Gross sales price	(f) Depreciation allowed (or allowable)	(g) Cost or other basis plus expense of sale	(h) Gain or (loss) (e) plus (f) minus (g)
1,085		781	304
4,072		2,789	1,283
977		747	230
10,027		7,157	2,870
5,847		4,045	1,802
4,265		2,925	1,340
1,542		1,917	-375
1,315		1,606	-291
255		318	-63
2,202		2,012	190

Form 990PF Part IV - Capital Gains and Losses for Tax on Investment Income - Columns i - l

Complete only for assets showing gain in column (h) and owned by the foundation on 12/31/69			(l) Gains (Col (h) gain minus col (k), but not less than -0-) or Losses (from col (h))
(i) F M V as of 12/31/69	(j) Adjusted basis as of 12/31/69	(k) Excess of col (i) over col (j), if any	
			304
			1,283
			230
			2,870
			1,802
			1,340
			-375
			-291
			-63
			190

Form 990PF Part IV - Capital Gains and Losses for Tax on Investment Income - Columns a - d

(a) List and describe the kind(s) of property sold (e g , real estate, 2-story brick warehouse, or common stock, 200 shs MLC Co)	(b) How acquired P—Purchase D—Donation	(c) Date acquired (mo , day, yr)	(d) Date sold (mo , day, yr)
241 SHS SUSQUEHANNA BANCSHRSIN PA	P	2014-04-21	2014-12-11
54 SHS SUSQUEHANNA BANCSHRSIN PA	P	2014-04-25	2014-12-11
344 SHS SUSQUEHANNA BANCSHRSIN PA	P	2014-04-25	2014-12-15
25 SHS THOR INDS INC	P	2013-07-08	2014-04-21
25 SHS THOR INDS INC	P	2013-07-08	2014-04-23
32 SHS THOR INDS INC	P	2013-07-08	2014-04-25
24 SHS TIDEWATER INC	P	2013-11-14	2014-05-19
68 SHS TIDEWATER INC	P	2013-11-14	2014-05-21
64 SHS TIDEWATER INC	P	2013-11-14	2014-05-28
37 SHS TORO CO	P	2013-08-02	2014-05-12

Form 990PF Part IV - Capital Gains and Losses for Tax on Investment Income - Columns e - h

(e) Gross sales price	(f) Depreciation allowed (or allowable)	(g) Cost or other basis plus expense of sale	(h) Gain or (loss) (e) plus (f) minus (g)
3,203		2,643	560
718		586	132
4,480		3,731	749
1,564		1,267	297
1,523		1,267	256
1,918		1,622	296
1,223		1,468	-245
3,465		4,159	-694
3,191		3,914	-723
2,415		1,820	595

Form 990PF Part IV - Capital Gains and Losses for Tax on Investment Income - Columns i - l

Complete only for assets showing gain in column (h) and owned by the foundation on 12/31/69			(l) Gains (Col (h) gain minus col (k), but not less than -0-) or Losses (from col (h))
(i) F M V as of 12/31/69	(j) Adjusted basis as of 12/31/69	(k) Excess of col (i) over col (j), if any	
			560
			132
			749
			297
			256
			296
			-245
			-694
			-723
			595

Form 990PF Part IV - Capital Gains and Losses for Tax on Investment Income - Columns a - d

(a) List and describe the kind(s) of property sold (e g , real estate, 2-story brick warehouse, or common stock, 200 shs MLC Co)	(b) How acquired P—Purchase D—Donation	(c) Date acquired (mo , day, yr)	(d) Date sold (mo , day, yr)
28 SHS WATTS WATER TECHNOLOGIES	P	2013-11-14	2014-04-25
62 SHS WEST PHARMACEUTICAL SERVICES	P	2013-02-20	2014-02-20
66 SHS WEST PHARMACEUTICAL SERIVCES	P	2013-03-06	2014-02-20
44 SHS WEST PHARMACEUTICAL SERVICES	P	2013-04-01	2014-02-20
7 SHS WEST PHARMACEUTICAL SERVICES	P	2013-11-14	2014-02-20
81 SHS WEST PHARMACEUTICAL SERVICES	P	2013-11-14	2014-03-14
83 SHS WEST PHARMACEUTICAL SERVICES	P	2013-11-14	2014-03-21
54 SHS WEST PHARMACEUTICAL SERVICES	P	2013-11-14	2014-04-25
28 SHS WEST PHARMACEUTICAL SERVICES	P	2013-11-14	2014-05-27
200 SHS WESTERN REFNG INC COM	P	2013-08-07	2014-02-20

Form 990PF Part IV - Capital Gains and Losses for Tax on Investment Income - Columns e - h

(e) Gross sales price	(f) Depreciation allowed (or allowable)	(g) Cost or other basis plus expense of sale	(h) Gain or (loss) (e) plus (f) minus (g)
1,587		1,626	-39
2,988		1,839	1,149
3,180		2,012	1,168
2,120		1,393	727
337		331	6
3,628		3,830	-202
3,684		3,924	-240
2,273		2,553	-280
1,217		1,324	-107
7,650		6,132	1,518

Form 990PF Part IV - Capital Gains and Losses for Tax on Investment Income - Columns i - l

Complete only for assets showing gain in column (h) and owned by the foundation on 12/31/69			(l) Gains (Col (h) gain minus col (k), but not less than -0-) or Losses (from col (h))
(i) F M V as of 12/31/69	(j) Adjusted basis as of 12/31/69	(k) Excess of col (i) over col (j), if any	
			-39
			1,149
			1,168
			727
			6
			-202
			-240
			-280
			-107
			1,518

Form 990PF Part IV - Capital Gains and Losses for Tax on Investment Income - Columns a - d

(a) List and describe the kind(s) of property sold (e g , real estate, 2-story brick warehouse, or common stock, 200 shs MLC Co)	(b) How acquired P—Purchase D—Donation	(c) Date acquired (mo , day, yr)	(d) Date sold (mo , day, yr)
89 SHS WESTERN REFNG INC COM	P	2013-08-07	2014-04-25
51 SHS WESTERN REFNG INC COM	P	2013-11-14	2014-10-17
40 SHS WGL HLDGS INC COM	P	2014-06-02	2014-12-17
49 SHS WGL HLDGS INC COM	P	2014-06-03	2014-12-17
28 SHS WGL HLDGS INC COM	P	2014-06-09	2014-12-17
30 SHS WINTRUST FINANCIAL CORP	P	2013-03-28	2014-02-20
13 SHS WINTRUST FINANCIAL CORP	P	2013-09-05	2014-02-20
53 SHS WINTRUST FINANCIAL CORP	P	2013-09-05	2014-04-25
1 SHS WINTRUST FINANCIAL CORP	P	2013-11-14	2014-04-25
28 SHS WINTRUST FINANCIAL CORP	P	2013-11-14	2014-08-05

Form 990PF Part IV - Capital Gains and Losses for Tax on Investment Income - Columns e - h

(e) Gross sales price	(f) Depreciation allowed (or allowable)	(g) Cost or other basis plus expense of sale	(h) Gain or (loss) (e) plus (f) minus (g)
3,658		2,729	929
2,094		1,965	129
2,066		1,622	444
2,530		1,989	541
1,446		1,159	287
1,310		1,112	198
568		519	49
2,394		2,116	278
45		44	1
1,264		1,237	27

Form 990PF Part IV - Capital Gains and Losses for Tax on Investment Income - Columns i - l

Complete only for assets showing gain in column (h) and owned by the foundation on 12/31/69			(l) Gains (Col (h) gain minus col (k), but not less than -0-) or Losses (from col (h))
(i) F M V as of 12/31/69	(j) Adjusted basis as of 12/31/69	(k) Excess of col (i) over col (j), if any	
			929
			129
			444
			541
			287
			198
			49
			278
			1
			27

Form 990PF Part IV - Capital Gains and Losses for Tax on Investment Income - Columns a - d

(a) List and describe the kind(s) of property sold (e g , real estate, 2-story brick warehouse, or common stock, 200 shs MLC Co)	(b) How acquired P—Purchase D—Donation	(c) Date acquired (mo , day, yr)	(d) Date sold (mo , day, yr)
42 SHS ACTUANT CORP CL A NEW	P	2012-03-07	2014-10-20
40 SHS ACTUANT CORP CL A NEW	P	2013-03-22	2014-10-20
105 SHS ACTUANT CORP CL A NEW	P	2013-03-22	2014-10-22
298 SHS AMERICAN EQUITY INVT LIFE HLDG CO	D	2010-10-15	2014-01-08
68 SHS ASPEN INSURANCE HLDGS COM	P	2012-01-30	2014-02-07
48 SHS ASPEN INSURANCE HLDGS COM	P	2012-01-30	2014-02-11
48 SHS ASPEN INSURANCE HLDGS COM	P	2012-10-26	2014-02-11
50 SHS ASPEN INSURANCE HLDGS COM	P	2012-12-20	2014-02-11
78 SHS BANK OF THE OZARKS	P	2011-09-29	2014-07-21
53 SHS BANK OF THE OZARKS	P	2011-09-29	2014-08-13

Form 990PF Part IV - Capital Gains and Losses for Tax on Investment Income - Columns e - h

(e) Gross sales price	(f) Depreciation allowed (or allowable)	(g) Cost or other basis plus expense of sale	(h) Gain or (loss) (e) plus (f) minus (g)
1,243		1,150	93
1,184		1,230	-46
3,151		3,230	-79
7,700		3,865	3,835
2,470		1,781	689
1,805		1,257	548
1,805		1,578	227
1,880		1,630	250
2,462		811	1,651
1,664		551	1,113

Form 990PF Part IV - Capital Gains and Losses for Tax on Investment Income - Columns i - l

Complete only for assets showing gain in column (h) and owned by the foundation on 12/31/69			(l) Gains (Col (h) gain minus col (k), but not less than -0-) or Losses (from col (h))
(i) F M V as of 12/31/69	(j) Adjusted basis as of 12/31/69	(k) Excess of col (i) over col (j), if any	
			93
			-46
			-79
			3,835
			689
			548
			227
			250
			1,651
			1,113

Form 990PF Part IV - Capital Gains and Losses for Tax on Investment Income - Columns a - d

(a) List and describe the kind(s) of property sold (e g , real estate, 2-story brick warehouse, or common stock, 200 shs MLC Co)	(b) How acquired P—Purchase D—Donation	(c) Date acquired (mo , day, yr)	(d) Date sold (mo , day, yr)
244 SHS BRANDYWINE RLTY TR	D	2010-10-15	2014-03-26
254 SHS BRANDYWINE RLTY TR	D	2010-10-15	2014-03-27
137 SHS BRINKS CO	P	2011-07-12	2014-01-31
54 SHS BRINKS CO	P	2011-07-12	2014-02-20
115 SHS BRINKS CO	P	2012-09-21	2014-02-20
72 SHS BRISTOW GROUP INC COM	P	2011-07-12	2014-02-20
19 SHS BRISTOW GROUP INC COM	P	2011-07-12	2014-04-25
9 SHS BROWN SHOE COMPANY INC	P	2013-05-02	2014-08-20
11 SHS BROWN SHOE COMPANY INC	P	2013-11-14	2014-12-04
30 SHS BROWN SHOE COMPANY INC	P	2013-11-14	2014-12-04

Form 990PF Part IV - Capital Gains and Losses for Tax on Investment Income - Columns e - h

(e) Gross sales price	(f) Depreciation allowed (or allowable)	(g) Cost or other basis plus expense of sale	(h) Gain or (loss) (e) plus (f) minus (g)
3,510		2,911	599
3,583		3,030	553
4,358		4,156	202
1,669		1,638	31
3,554		2,879	675
5,232		3,605	1,627
1,445		951	494
269		150	119
358		275	83
976		749	227

Form 990PF Part IV - Capital Gains and Losses for Tax on Investment Income - Columns i - l

Complete only for assets showing gain in column (h) and owned by the foundation on 12/31/69			(l) Gains (Col (h) gain minus col (k), but not less than -0-) or Losses (from col (h))
(i) F M V as of 12/31/69	(j) Adjusted basis as of 12/31/69	(k) Excess of col (i) over col (j), if any	
			599
			553
			202
			31
			675
			1,627
			494
			119
			83
			227

Form 990PF Part IV - Capital Gains and Losses for Tax on Investment Income - Columns a - d

(a) List and describe the kind(s) of property sold (e g , real estate, 2-story brick warehouse, or common stock, 200 shs MLC Co)	(b) How acquired P—Purchase D—Donation	(c) Date acquired (mo , day, yr)	(d) Date sold (mo , day, yr)
47 SHS BROWN SHOE COMPANY INC	P	2013-11-14	2014-12-10
65 SHS BROWN SHOE COMPANY INC	P	2013-11-14	2014-12-11
3 SHS CASH AMER INTL INC	D	2010-11-17	2014-02-20
19 SHS CASH AMER INTL INC	P	2012-02-07	2014-02-20
73 SHS CASH AMER INTL INC	P	2012-02-07	2014-02-20
27 SHS CASH AMER INTL INC	P	2012-03-30	2014-02-20
5 SHS CASH AMER INTL INC	P	2012-03-30	2014-04-16
52 SHS CASH AMER INTL INC	P	2012-09-20	2014-04-16
39 SHS CATO CORP NEW CL A	P	2013-04-01	2014-07-16
39 SHS CATO CORP NEW CL A	P	2013-04-01	2014-07-22

Form 990PF Part IV - Capital Gains and Losses for Tax on Investment Income - Columns e - h

(e) Gross sales price	(f) Depreciation allowed (or allowable)	(g) Cost or other basis plus expense of sale	(h) Gain or (loss) (e) plus (f) minus (g)
1,433		1,174	259
2,008		1,624	384
122		125	-3
770		892	-122
2,960		3,428	-468
1,095		1,290	-195
224		239	-15
2,332		1,989	343
1,228		945	283
1,213		945	268

Form 990PF Part IV - Capital Gains and Losses for Tax on Investment Income - Columns i - l

Complete only for assets showing gain in column (h) and owned by the foundation on 12/31/69			(l) Gains (Col (h) gain minus col (k), but not less than -0-) or Losses (from col (h))
(i) F M V as of 12/31/69	(j) Adjusted basis as of 12/31/69	(k) Excess of col (i) over col (j), if any	
			259
			384
			-3
			-122
			-468
			-195
			-15
			343
			283
			268

Form 990PF Part IV - Capital Gains and Losses for Tax on Investment Income - Columns a - d

(a) List and describe the kind(s) of property sold (e g , real estate, 2-story brick warehouse, or common stock, 200 shs MLC Co)	(b) How acquired P—Purchase D—Donation	(c) Date acquired (mo , day, yr)	(d) Date sold (mo , day, yr)
10 SHS CATO CORP NEW CL A	P	2013-04-01	2014-07-28
30 SHS CATO CORP NEW CL A	P	2013-04-02	2014-07-28
71 SHS CATO CORP NEW CL A	P	2013-04-02	2014-10-22
3 SHS CEC ENTERTAINMENT INC	P	2012-03-29	2014-01-10
58 SHS CEC ENTERTAINMENT INC	P	2012-05-29	2014-01-10
68 SHS CEC ENTERTAINMENT INC	P	2012-05-29	2014-01-14
49 SHS COMMUNITY BK SYS INC	D	2010-10-15	2014-04-25
36 SHS COMMUNITY BK SYS INC	D	2010-10-15	2014-12-16
33 SHS COMPASS MINERALS INTL INC	P	2012-07-09	2014-02-20
50 SHS COMPASS MINERALS INTL INC	P	2012-09-21	2014-02-20

Form 990PF Part IV - Capital Gains and Losses for Tax on Investment Income - Columns e - h

(e) Gross sales price	(f) Depreciation allowed (or allowable)	(g) Cost or other basis plus expense of sale	(h) Gain or (loss) (e) plus (f) minus (g)
302		242	60
907		735	172
2,517		1,739	778
146		115	31
2,815		2,076	739
3,262		2,434	828
1,853		1,218	635
1,324		895	429
2,836		2,555	281
4,297		3,846	451

Form 990PF Part IV - Capital Gains and Losses for Tax on Investment Income - Columns i - l

Complete only for assets showing gain in column (h) and owned by the foundation on 12/31/69			(l) Gains (Col (h) gain minus col (k), but not less than -0-) or Losses (from col (h))
(i) F M V as of 12/31/69	(j) Adjusted basis as of 12/31/69	(k) Excess of col (i) over col (j), if any	
			60
			172
			778
			31
			739
			828
			635
			429
			281
			451

Form 990PF Part IV - Capital Gains and Losses for Tax on Investment Income - Columns a - d

(a) List and describe the kind(s) of property sold (e g , real estate, 2-story brick warehouse, or common stock, 200 shs MLC Co)	(b) How acquired P—Purchase D—Donation	(c) Date acquired (mo , day, yr)	(d) Date sold (mo , day, yr)
79 SHS CUBESMART COM	P	2012-06-26	2014-01-22
253 SHS CUBESMART COM	P	2012-07-10	2014-01-22
33 SHS CUBIC CORPORATION	P	2012-02-16	2014-04-25
277 SHS CYPRESS SEMICONDUCTR CORP	P	2012-07-10	2014-05-19
62 SHS ENDURANCE SPECIALTY HOLDINGS LTD	P	2011-07-12	2014-02-20
100 SHS ENDURANCE SPECIALTY HOLDINGS LTD	P	2011-07-12	2014-02-20
60 SHS ENDURANCE SPECIALTY HOLDINGS LTD	P	2011-07-12	2014-04-25
5 SHS ENDURANCE SPECIALTY HOLDINGS LTD	P	2011-07-12	2014-09-12
48 SHS ENERGY XXI (BERMUDA) COM	P	2013-08-27	2014-09-25
27 SHS FULTON FINL CORP PA	D	2010-10-15	2014-04-21

Form 990PF Part IV - Capital Gains and Losses for Tax on Investment Income - Columns e - h

(e) Gross sales price	(f) Depreciation allowed (or allowable)	(g) Cost or other basis plus expense of sale	(h) Gain or (loss) (e) plus (f) minus (g)
1,252		880	372
4,011		2,987	1,024
1,573		1,606	-33
2,699		3,250	-551
3,279		2,569	710
5,291		4,143	1,148
3,101		2,486	615
283		207	76
590		1,284	-694
332		285	47

Form 990PF Part IV - Capital Gains and Losses for Tax on Investment Income - Columns i - l

Complete only for assets showing gain in column (h) and owned by the foundation on 12/31/69			(l) Gains (Col (h) gain minus col (k), but not less than -0-) or Losses (from col (h))
(i) F M V as of 12/31/69	(j) Adjusted basis as of 12/31/69	(k) Excess of col (i) over col (j), if any	
			372
			1,024
			-33
			-551
			710
			1,148
			615
			76
			-694
			47

Form 990PF Part IV - Capital Gains and Losses for Tax on Investment Income - Columns a - d

(a) List and describe the kind(s) of property sold (e g , real estate, 2-story brick warehouse, or common stock, 200 shs MLC Co)	(b) How acquired P—Purchase D—Donation	(c) Date acquired (mo , day, yr)	(d) Date sold (mo , day, yr)
192 SHS FULTON FINL CORP PA	P	2011-08-04	2014-04-21
234 SHS FULTON FINL CORP PA	P	2011-08-04	2014-04-24
142 SHS GOVERNMENT PPTYS INCOM TR COM	P	2010-10-15	2014-04-01
36 SHS GOVERNMENT PPTYS INCOME TR COM	P	2010-10-15	2014-04-10
53 SHS GULFMARK OFFSHORE INC	P	2012-12-12	2014-08-14
19 SHS GULFMARK OFFSHORE INC	P	2013-03-28	2014-08-14
41 SHS GULFMARK OFFSHORE INC	P	2013-03-28	2014-08-18
1 SHS GULFMARK OFFSHORE INC	P	2013-03-28	2014-08-25
39 SHS GULFMARK OFFSHORE INC	P	2013-07-08	2014-08-25
56 SHS HANCOCK HLDG CO COM	P	2013-11-14	2014-12-11

Form 990PF Part IV - Capital Gains and Losses for Tax on Investment Income - Columns e - h

(e) Gross sales price	(f) Depreciation allowed (or allowable)	(g) Cost or other basis plus expense of sale	(h) Gain or (loss) (e) plus (f) minus (g)
2,362		1,895	467
2,947		2,309	638
3,556		3,856	-300
911		971	-60
2,039		1,763	276
731		741	-10
1,619		1,598	21
39		39	0
1,508		1,863	-355
1,709		1,879	-170

Form 990PF Part IV - Capital Gains and Losses for Tax on Investment Income - Columns i - l

Complete only for assets showing gain in column (h) and owned by the foundation on 12/31/69			(l) Gains (Col (h) gain minus col (k), but not less than -0-) or Losses (from col (h))
(i) F M V as of 12/31/69	(j) Adjusted basis as of 12/31/69	(k) Excess of col (i) over col (j), if any	
			467
			638
			-300
			-60
			276
			-10
			21
			0
			-355
			-170

Form 990PF Part IV - Capital Gains and Losses for Tax on Investment Income - Columns a - d

(a) List and describe the kind(s) of property sold (e g , real estate, 2-story brick warehouse, or common stock, 200 shs MLC Co)	(b) How acquired P—Purchase D—Donation	(c) Date acquired (mo , day, yr)	(d) Date sold (mo , day, yr)
49 SHS HANCOCK HLDGS CO COM	P	2013-11-14	2014-12-15
62 SHS IBERIABANK CORP	P	2013-02-08	2014-02-20
8 SHS IBERIABANK CORP	P	2013-04-19	2014-04-25
38 SHS INNOPHOS HLDGS INC	P	2010-10-15	2014-04-25
37 SHS INNOPHOS HLDGS INC	P	2010-10-15	2014-08-22
5 SHS INNOPHOS HLDGS INC	D	2010-10-15	2014-09-03
18 SHS INNOPHOS HLDGS INC	P	2013-07-08	2014-09-03
20 SHS INNOPHOS HLDGS INC	P	2013-07-08	2014-10-07
18 SHS INNOPHOS HLDGS INC	P	2013-08-15	2014-10-07
139 SHS INTERSIL CORP	P	2012-07-09	2014-04-25

Form 990PF Part IV - Capital Gains and Losses for Tax on Investment Income - Columns e - h

(e) Gross sales price	(f) Depreciation allowed (or allowable)	(g) Cost or other basis plus expense of sale	(h) Gain or (loss) (e) plus (f) minus (g)
1,429		1,644	-215
3,843		3,209	634
515		387	128
1,956		1,275	681
2,187		1,241	946
297		213	84
1,071		878	193
1,096		975	121
986		920	66
1,677		1,423	254

Form 990PF Part IV - Capital Gains and Losses for Tax on Investment Income - Columns i - l

Complete only for assets showing gain in column (h) and owned by the foundation on 12/31/69			(l) Gains (Col (h) gain minus col (k), but not less than -0-) or Losses (from col (h))
(i) F M V as of 12/31/69	(j) Adjusted basis as of 12/31/69	(k) Excess of col (i) over col (j), if any	
			-215
			634
			128
			681
			946
			84
			193
			121
			66
			254

Form 990PF Part IV - Capital Gains and Losses for Tax on Investment Income - Columns a - d

(a) List and describe the kind(s) of property sold (e g , real estate, 2-story brick warehouse, or common stock, 200 shs MLC Co)	(b) How acquired P—Purchase D—Donation	(c) Date acquired (mo , day, yr)	(d) Date sold (mo , day, yr)
144 SHS MAXIMUS INC	D	2011-02-01	2014-01-21
46 SHS MAXIMUS INC	D	2011-02-11	2014-02-20
42 SHS MONTPELIER RE HOLDINGS COM	P	2013-02-20	2014-06-25
52 SHS MONTPELIER RE HOLDINGS COM	P	2013-02-20	2014-07-08
73 SHS MONTPELIER RE HOLDINGS COM	P	2013-02-20	2014-07-10
60 SHS MONTPELIER RE HOLDINGS COM	P	2013-02-20	2014-07-14
11 SHS NICE SYSTEMS ADR	P	2013-04-09	2014-04-25
98 SHS OWENS & MINOR INC HOLDING COMPANY	D	2010-10-15	2014-02-05
80 SHS OWENS & MINOR INC HOLDING COMPANY	D	2010-10-15	2014-02-07
74 SHS PORTLAND GEN ELEC CO COM	P	2011-03-14	2014-02-20

Form 990PF Part IV - Capital Gains and Losses for Tax on Investment Income - Columns e - h

(e) Gross sales price	(f) Depreciation allowed (or allowable)	(g) Cost or other basis plus expense of sale	(h) Gain or (loss) (e) plus (f) minus (g)
6,258		4,925	1,333
2,172		1,574	598
1,327		1,038	289
1,675		1,286	389
2,337		1,805	532
1,937		1,484	453
475		387	88
3,272		3,046	226
2,721		2,486	235
2,353		1,748	605

Form 990PF Part IV - Capital Gains and Losses for Tax on Investment Income - Columns i - l

Complete only for assets showing gain in column (h) and owned by the foundation on 12/31/69			(l) Gains (Col (h) gain minus col (k), but not less than -0-) or Losses (from col (h))
(i) F M V as of 12/31/69	(j) Adjusted basis as of 12/31/69	(k) Excess of col (i) over col (j), if any	
			1,333
			598
			289
			389
			532
			453
			88
			226
			235
			605

Form 990PF Part IV - Capital Gains and Losses for Tax on Investment Income - Columns a - d

(a) List and describe the kind(s) of property sold (e g , real estate, 2-story brick warehouse, or common stock, 200 shs MLC Co)	(b) How acquired P—Purchase D—Donation	(c) Date acquired (mo , day, yr)	(d) Date sold (mo , day, yr)
26 SHS PORTLAND GEN ELEC CO COM	P	2011-09-23	2014-02-20
111 SHS PORTLAND GEN ELEC CO COM	P	2011-09-23	2014-02-20
50 SHS PORTLAND GEN ELEC CO COM	P	2011-09-23	2014-04-25
46 SHS PRIMERICA INC COM	P	2013-04-05	2014-04-25
4 SHS PRIMERICA INC COM	P	2013-04-05	2014-08-11
26 SHS PRIMERICA INC COM	P	2013-04-19	2014-08-11
11 SHS PRIMERICA INC COM	P	2013-04-19	2014-08-14
29 SHS PRIMERICA INC COM	P	2013-11-14	2014-12-15
100 SHS SCHWEITZER-MAUDUIT INTL INC	P	2011-07-27	2014-02-20
23 SHS SCHWEIZER-MAUDUIT INTL INC	P	2011-07-27	2014-02-20

Form 990PF Part IV - Capital Gains and Losses for Tax on Investment Income - Columns e - h

(e) Gross sales price	(f) Depreciation allowed (or allowable)	(g) Cost or other basis plus expense of sale	(h) Gain or (loss) (e) plus (f) minus (g)
827		601	226
3,529		2,565	964
1,642		1,155	487
2,086		1,444	642
189		126	63
1,227		831	396
529		352	177
1,495		1,235	260
4,603		2,842	1,761
1,058		654	404

Form 990PF Part IV - Capital Gains and Losses for Tax on Investment Income - Columns i - l

Complete only for assets showing gain in column (h) and owned by the foundation on 12/31/69			(l) Gains (Col (h) gain minus col (k), but not less than -0-) or Losses (from col (h))
(i) F M V as of 12/31/69	(j) Adjusted basis as of 12/31/69	(k) Excess of col (i) over col (j), if any	
			226
			964
			487
			642
			63
			396
			177
			260
			1,761
			404

Form 990PF Part IV - Capital Gains and Losses for Tax on Investment Income - Columns a - d

(a) List and describe the kind(s) of property sold (e g , real estate, 2-story brick warehouse, or common stock, 200 shs MLC Co)	(b) How acquired P—Purchase D—Donation	(c) Date acquired (mo , day, yr)	(d) Date sold (mo , day, yr)
40 SHS SCHWEIZER-MAUDUIT INTL INC	P	2012-09-21	2014-02-20
15 SHS SCHWEIZER-MAUDUIT INTL INC	P	2012-09-21	2014-04-25
33 SHS SCHWEIZER-MAUDUIT INTL INC	P	2013-03-27	2014-04-25
40 SHS SENSIENT TECHNOLOGIES CORP COM	P	2011-09-14	2014-04-25
35 SHS SENSIENT TECHNOLOGIES CORP COM	P	2011-09-14	2014-06-02
7 SHS SENSIENT TECHNOLOGIES CORP COM	P	2011-09-14	2014-06-05
19 SHS SENSIENT TECHNOLOGIES CORP COM	P	2012-04-04	2014-06-05
35 SHS SENSIENT TECHNOLOGIES CORP COM	P	2012-04-04	2014-06-09
71 SHS STAGE STORES INC	D	2010-10-15	2014-04-25
68 SHS STAGE STORES INC	D	2010-10-15	2014-12-15

Form 990PF Part IV - Capital Gains and Losses for Tax on Investment Income - Columns e - h

(e) Gross sales price	(f) Depreciation allowed (or allowable)	(g) Cost or other basis plus expense of sale	(h) Gain or (loss) (e) plus (f) minus (g)
1,840		1,347	493
625		505	120
1,376		1,270	106
2,147		1,393	754
1,889		1,219	670
376		244	132
1,019		710	309
1,903		1,309	594
1,575		1,205	370
1,312		1,154	158

Form 990PF Part IV - Capital Gains and Losses for Tax on Investment Income - Columns i - l

Complete only for assets showing gain in column (h) and owned by the foundation on 12/31/69			(l) Gains (Col (h) gain minus col (k), but not less than -0-) or Losses (from col (h))
(i) F M V as of 12/31/69	(j) Adjusted basis as of 12/31/69	(k) Excess of col (i) over col (j), if any	
			493
			120
			106
			754
			670
			132
			309
			594
			370
			158

Form 990PF Part IV - Capital Gains and Losses for Tax on Investment Income - Columns a - d

(a) List and describe the kind(s) of property sold (e g , real estate, 2-story brick warehouse, or common stock, 200 shs MLC Co)	(b) How acquired P—Purchase D—Donation	(c) Date acquired (mo , day, yr)	(d) Date sold (mo , day, yr)
44 SHS STANCORP FINANCIAL CORP	D	2010-10-15	2014-09-12
29 SHS STANCORP FINANCIAL CORP	D	2010-10-15	2014-11-07
1 SHS STANCORP FINANCIAL CORP	P	2014-11-07	2014-11-07
46 SHS STANCORP FINANCAIL CORP	P	2012-02-10	2014-11-12
78 SHS TEXAS ROADHOUSE INC COM	P	2013-03-06	2014-04-25
74 SHS TEXAS ROADHOUSE INC COM	P	2013-03-06	2014-05-05
99 SHS TEXAS ROADHOUSE INC COM	P	2013-03-06	2014-05-06
104 SHS TIDEWATER INC	P	2011-07-11	2014-02-20
21 SHS TIDEWATER INC	P	2012-07-09	2014-02-20
51 SHS TIDEWATER INC	P	2012-07-09	2014-04-25

Form 990PF Part IV - Capital Gains and Losses for Tax on Investment Income - Columns e - h

(e) Gross sales price	(f) Depreciation allowed (or allowable)	(g) Cost or other basis plus expense of sale	(h) Gain or (loss) (e) plus (f) minus (g)
2,850		1,988	862
1,973		1,310	663
68		39	29
3,145		1,789	1,356
1,901		1,545	356
1,840		1,466	374
2,476		1,961	515
4,947		5,603	-656
999		988	11
2,618		2,400	218

Form 990PF Part IV - Capital Gains and Losses for Tax on Investment Income - Columns i - l

Complete only for assets showing gain in column (h) and owned by the foundation on 12/31/69			(l) Gains (Col (h) gain minus col (k), but not less than -0-) or Losses (from col (h))
(i) F M V as of 12/31/69	(j) Adjusted basis as of 12/31/69	(k) Excess of col (i) over col (j), if any	
			862
			663
			29
			1,356
			356
			374
			515
			-656
			11
			218

Form 990PF Part IV - Capital Gains and Losses for Tax on Investment Income - Columns a - d

(a) List and describe the kind(s) of property sold (e g , real estate, 2-story brick warehouse, or common stock, 200 shs MLC Co)	(b) How acquired P—Purchase D—Donation	(c) Date acquired (mo , day, yr)	(d) Date sold (mo , day, yr)
58 SHS TORCO CO	D	2010-10-15	2014-05-12
8 SHS TRUSTMARK CORP	D	2010-11-23	2014-04-24
66 SHS TRUSTMARK CORP	P	2011-08-04	2014-04-24
127 SHS TRUSTMARK CORP	P	2011-08-04	2014-04-29
7 SHS UNS ENERGY CORP COM	P	2012-05-16	2014-02-14
30 SHS UNS ENERGY CORP COM	P	2012-06-04	2014-02-14
55 SHS UNS ENERGY CORP COM	P	2012-06-04	2014-02-18
56 SHS UNS ENERGY CORP COM	P	2012-06-04	2014-02-20
76 SHS WEST PHARMACEUTICAL SERVICES	P	2012-09-21	2014-02-20
91 SHS WESTAMERICA BANCORPORATION	P	2010-10-15	2014-02-20

Form 990PF Part IV - Capital Gains and Losses for Tax on Investment Income - Columns e - h

(e) Gross sales price	(f) Depreciation allowed (or allowable)	(g) Cost or other basis plus expense of sale	(h) Gain or (loss) (e) plus (f) minus (g)
3,786		3,488	298
186		183	3
1,532		1,396	136
2,890		2,686	204
422		255	167
1,808		1,119	689
3,311		2,051	1,260
3,380		2,088	1,292
3,662		1,954	1,708
4,414		4,898	-484

Form 990PF Part IV - Capital Gains and Losses for Tax on Investment Income - Columns i - l

Complete only for assets showing gain in column (h) and owned by the foundation on 12/31/69			(l) Gains (Col (h) gain minus col (k), but not less than -0-) or Losses (from col (h))
(i) F M V as of 12/31/69	(j) Adjusted basis as of 12/31/69	(k) Excess of col (i) over col (j), if any	
			298
			3
			136
			204
			167
			689
			1,260
			1,292
			1,708
			-484

Form 990PF Part IV - Capital Gains and Losses for Tax on Investment Income - Columns a - d

(a) List and describe the kind(s) of property sold (e g , real estate, 2-story brick warehouse, or common stock, 200 shs MLC Co)	(b) How acquired P—Purchase D—Donation	(c) Date acquired (mo , day, yr)	(d) Date sold (mo , day, yr)
19 SHS WESTAMERICA BANCORPORATION	P	2010-11-18	2014-02-20
42 SHS WESTAMERICA BANCORPORATION	P	2010-11-18	2014-04-25
53 SHS WESTERN REFNG INC COM	P	2013-08-07	2014-10-17
101 SHS WINTRUST FINANCIAL CORP	D	2010-10-15	2014-02-20
993 824 SHS OPPENHEIMER DEV MARKETS FD	P	2010-10-15	2014-02-20
4820 706 SHS OPPENHEIMER DEV MARKES FD	P	2010-10-15	2014-04-25
78 SHS AGCO CORP	P	2013-07-26	2014-02-21
110 SHS AGCO CORP	P	2013-07-26	2014-04-25
425 SHS ALCOA INC	P	2013-10-08	2014-02-21
198 SHS ALCOA INC	P	2013-10-08	2014-03-13

Form 990PF Part IV - Capital Gains and Losses for Tax on Investment Income - Columns e - h

(e) Gross sales price	(f) Depreciation allowed (or allowable)	(g) Cost or other basis plus expense of sale	(h) Gain or (loss) (e) plus (f) minus (g)
922		972	-50
2,167		2,149	18
2,176		1,625	551
4,412		3,342	1,070
35,887		34,380	1,507
178,800		166,765	12,035
4,060		4,236	-176
6,240		5,974	266
5,047		3,358	1,689
2,385		1,564	821

Form 990PF Part IV - Capital Gains and Losses for Tax on Investment Income - Columns i - l

Complete only for assets showing gain in column (h) and owned by the foundation on 12/31/69			(l) Gains (Col (h) gain minus col (k), but not less than -0-) or Losses (from col (h))
(i) F M V as of 12/31/69	(j) Adjusted basis as of 12/31/69	(k) Excess of col (i) over col (j), if any	
			-50
			18
			551
			1,070
			1,507
			12,035
			-176
			266
			1,689
			821

Form 990PF Part IV - Capital Gains and Losses for Tax on Investment Income - Columns a - d

(a) List and describe the kind(s) of property sold (e g , real estate, 2-story brick warehouse, or common stock, 200 shs MLC Co)	(b) How acquired P—Purchase D—Donation	(c) Date acquired (mo , day, yr)	(d) Date sold (mo , day, yr)
260 SHS ALCOA INC	P	2013-10-08	2014-04-17
242 SHS ALCOA INC	P	2013-10-08	2014-04-25
394 SHS ALCOA INC	P	2013-10-08	2014-05-05
404 SHS ALCOA INC	P	2013-10-08	2014-06-13
466 SHS ALCOA INC	P	2013-10-08	2014-07-09
246 SHS ALCOA INC	P	2013-10-08	2014-07-22
205 SHS ALCOA INC	P	2013-10-08	2014-09-11
76 SHS ALCOA INC	P	2013-10-14	2014-09-11
30 SHS BUNGE LIMITED COM STK	P	2013-06-19	2014-04-25
39 SHS CITRIX SYSTEMS INC	P	2013-07-26	2014-02-21

Form 990PF Part IV - Capital Gains and Losses for Tax on Investment Income - Columns e - h

(e) Gross sales price	(f) Depreciation allowed (or allowable)	(g) Cost or other basis plus expense of sale	(h) Gain or (loss) (e) plus (f) minus (g)
3,522		2,054	1,468
3,210		1,912	1,298
5,356		3,113	2,243
5,850		3,192	2,658
7,311		3,682	3,629
4,176		1,944	2,232
3,496		1,620	1,876
1,296		642	654
2,443		2,136	307
2,345		2,614	-269

Form 990PF Part IV - Capital Gains and Losses for Tax on Investment Income - Columns i - l

Complete only for assets showing gain in column (h) and owned by the foundation on 12/31/69			(l) Gains (Col (h) gain minus col (k), but not less than -0-) or Losses (from col (h))
(i) F M V as of 12/31/69	(j) Adjusted basis as of 12/31/69	(k) Excess of col (i) over col (j), if any	
			1,468
			1,298
			2,243
			2,658
			3,629
			2,232
			1,876
			654
			307
			-269

Form 990PF Part IV - Capital Gains and Losses for Tax on Investment Income - Columns a - d

(a) List and describe the kind(s) of property sold (e g , real estate, 2-story brick warehouse, or common stock, 200 shs MLC Co)	(b) How acquired P—Purchase D—Donation	(c) Date acquired (mo , day, yr)	(d) Date sold (mo , day, yr)
104 SHS COOPER TIRE & RUBBER CO	P	2014-01-10	2014-02-21
261 SHS COOPER TIRE & RUBBER CO	P	2014-01-10	2014-06-13
43 SHS COOPER TIRE & RUBBER CO	P	2014-01-10	2014-06-13
61 SHS COOPER TIRE & RUBBER CO	P	2014-01-10	2014-08-11
62 SHS COOPER TIRE & RUBBER CO	P	2014-01-13	2014-08-11
177 SHS COOPER TRIE & RUBBER CO	P	2014-01-13	2014-11-06
63 SHS EDWARD LIFE SCIENCES CORP	P	2013-10-31	2014-02-21
150 SHS EDWARD LIFE SCIENCES CORP	P	2013-10-31	2014-04-25
6 SHS EDWARD LIFE SCIENCES CORP	P	2013-10-31	2014-05-05
48 SHS EDWARD LIFE SCIENCES CORP	P	2013-10-31	2014-05-08

Form 990PF Part IV - Capital Gains and Losses for Tax on Investment Income - Columns e - h

(e) Gross sales price	(f) Depreciation allowed (or allowable)	(g) Cost or other basis plus expense of sale	(h) Gain or (loss) (e) plus (f) minus (g)
2,480		2,701	-221
7,736		6,778	958
1,275		1,056	219
1,867		1,499	368
1,898		1,517	381
5,880		4,331	1,549
4,341		4,095	246
12,058		9,750	2,308
498		390	108
4,039		3,120	919

Form 990PF Part IV - Capital Gains and Losses for Tax on Investment Income - Columns i - l

Complete only for assets showing gain in column (h) and owned by the foundation on 12/31/69			(l) Gains (Col (h) gain minus col (k), but not less than -0-) or Losses (from col (h))
(i) F M V as of 12/31/69	(j) Adjusted basis as of 12/31/69	(k) Excess of col (i) over col (j), if any	
			-221
			958
			219
			368
			381
			1,549
			246
			2,308
			108
			919

Form 990PF Part IV - Capital Gains and Losses for Tax on Investment Income - Columns a - d

(a) List and describe the kind(s) of property sold (e g , real estate, 2-story brick warehouse, or common stock, 200 shs MLC Co)	(b) How acquired P—Purchase D—Donation	(c) Date acquired (mo , day, yr)	(d) Date sold (mo , day, yr)
48 SHS EDWARD LIFE SCIENCES CORP	P	2013-10-31	2014-06-27
77 SHS EDWARD LIFE SCIENCES CORP	P	2013-10-31	2014-07-17
18 SHS EDWARD LIFE SCIENCES CORP	P	2013-10-31	2014-07-23
15 SHS EDWARD LIFE SCIENCES CORP	P	2013-11-01	2014-07-23
76 SHS EDWARD LIFE SCIENCES CORP	P	2013-11-01	2014-08-21
58 SHS EDWARD LIFE SCIENCES CORP	P	2013-11-01	2014-09-11
73 SHS EDWARD LIFE SCIENCES CORP	P	2013-11-01	2014-10-06
40 SHS EDWARD LIFE SCIENCES CORP	P	2014-02-03	2014-10-06
91 SHS EDWARD LIFE SCIENCES CORP	P	2014-02-03	2014-11-26
32 SHS FACTSET RESEARCH SYS INC	P	2013-06-28	2014-02-21

Form 990PF Part IV - Capital Gains and Losses for Tax on Investment Income - Columns e - h

(e) Gross sales price	(f) Depreciation allowed (or allowable)	(g) Cost or other basis plus expense of sale	(h) Gain or (loss) (e) plus (f) minus (g)
4,209		3,120	1,089
6,684		5,005	1,679
1,537		1,170	367
1,281		965	316
7,500		4,887	2,613
5,854		3,730	2,124
7,807		4,695	3,112
4,278		2,534	1,744
11,724		5,764	5,960
3,350		3,246	104

Form 990PF Part IV - Capital Gains and Losses for Tax on Investment Income - Columns i - l

Complete only for assets showing gain in column (h) and owned by the foundation on 12/31/69			(l) Gains (Col (h) gain minus col (k), but not less than -0-) or Losses (from col (h))
(i) F M V as of 12/31/69	(j) Adjusted basis as of 12/31/69	(k) Excess of col (i) over col (j), if any	
			1,089
			1,679
			367
			316
			2,613
			2,124
			3,112
			1,744
			5,960
			104

Form 990PF Part IV - Capital Gains and Losses for Tax on Investment Income - Columns a - d

(a) List and describe the kind(s) of property sold (e g , real estate, 2-story brick warehouse, or common stock, 200 shs MLC Co)	(b) How acquired P—Purchase D—Donation	(c) Date acquired (mo , day, yr)	(d) Date sold (mo , day, yr)
35 SHS FIRST SOLAR INC COM	P	2013-03-26	2014-02-21
154 SHS FIRST SOLAR INC COM	P	2013-03-26	2014-03-19
60 SHS FIRST SOLAR INC COM	P	2013-08-20	2014-07-02
29 SHS FOREST LABORATORIES INC	P	2013-08-20	2014-02-18
40 SHS FOREST LABORATORIES INC	P	2013-08-21	2014-02-18
207 SHS JUNIPER NETWORKS INC	P	2013-05-10	2014-01-24
178 SHS JUNIPER NETWORKS INC	P	2013-05-10	2014-02-03
438 SHS JUNIPER NETWORKS INC	P	2013-05-10	2014-02-21
54 SHS MATTEL INC	P	2014-02-27	2014-04-25
550 SHS MCDERMOTT INTERNATIONAL INC COM	P	2013-02-25	2014-02-21

Form 990PF Part IV - Capital Gains and Losses for Tax on Investment Income - Columns e - h

(e) Gross sales price	(f) Depreciation allowed (or allowable)	(g) Cost or other basis plus expense of sale	(h) Gain or (loss) (e) plus (f) minus (g)
1,969		962	1,007
9,837		4,233	5,604
4,228		2,294	1,934
2,682		1,237	1,445
3,700		1,722	1,978
5,773		3,616	2,157
4,743		3,110	1,633
12,112		7,652	4,460
2,044		2,001	43
4,809		7,073	-2,264

Form 990PF Part IV - Capital Gains and Losses for Tax on Investment Income - Columns i - l

Complete only for assets showing gain in column (h) and owned by the foundation on 12/31/69			(l) Gains (Col (h) gain minus col (k), but not less than -0-) or Losses (from col (h))
(i) F M V as of 12/31/69	(j) Adjusted basis as of 12/31/69	(k) Excess of col (i) over col (j), if any	
			1,007
			5,604
			1,934
			1,445
			1,978
			2,157
			1,633
			4,460
			43
			-2,264

Form 990PF Part IV - Capital Gains and Losses for Tax on Investment Income - Columns a - d

(a) List and describe the kind(s) of property sold (e g , real estate, 2-story brick warehouse, or common stock, 200 shs MLC Co)	(b) How acquired P—Purchase D—Donation	(c) Date acquired (mo , day, yr)	(d) Date sold (mo , day, yr)
128 SHS POLYPORE INTL INC	P	2013-11-05	2014-04-25
103 SHS RAYMOND JAMES FINL INC	P	2013-08-28	2014-02-21
50 SHS SIGMA ALDRICH CORP	P	2013-08-20	2014-05-19
220 SHS SOUTHWEST AIRLNS COM	P	2013-08-20	2014-04-25
30 SHS UNITED STATES STEEL CORP	P	2014-05-28	2014-07-30
216 SHS UNITED STATES STEEL CORP	P	2014-05-28	2014-08-08
211 SHS UNITED STATES STEEL CORP	P	2014-05-28	2014-08-21
212 SHS UNITED STATES STEEL CORP	P	2014-05-28	2014-08-29
150 SHS UNITED STATES STEEL CORP	P	2014-05-28	2014-09-11
10 SHS UNITED STATES STEEL CORP	P	2014-06-10	2014-09-11

Form 990PF Part IV - Capital Gains and Losses for Tax on Investment Income - Columns e - h

(e) Gross sales price	(f) Depreciation allowed (or allowable)	(g) Cost or other basis plus expense of sale	(h) Gain or (loss) (e) plus (f) minus (g)
4,580		4,807	-227
5,358		4,286	1,072
4,820		4,212	608
5,304		2,914	2,390
980		709	271
7,630		5,108	2,522
7,818		4,989	2,829
8,100		5,013	3,087
5,912		3,547	2,365
394		236	158

Form 990PF Part IV - Capital Gains and Losses for Tax on Investment Income - Columns i - l

Complete only for assets showing gain in column (h) and owned by the foundation on 12/31/69			(l) Gains (Col (h) gain minus col (k), but not less than -0-) or Losses (from col (h))
(i) F M V as of 12/31/69	(j) Adjusted basis as of 12/31/69	(k) Excess of col (i) over col (j), if any	
			-227
			1,072
			608
			2,390
			271
			2,522
			2,829
			3,087
			2,365
			158

Form 990PF Part IV - Capital Gains and Losses for Tax on Investment Income - Columns a - d

(a) List and describe the kind(s) of property sold (e g , real estate, 2-story brick warehouse, or common stock, 200 shs MLC Co)	(b) How acquired P—Purchase D—Donation	(c) Date acquired (mo , day, yr)	(d) Date sold (mo , day, yr)
137 SHS UNITED STATES STEEL CORP	P	2014-06-10	2014-09-17
146 SHS XYLEM INC COM	P	2013-08-01	2014-01-13
276 SHS XYLEM INC COM	P	2013-08-01	2014-02-21
47 SHS XYLEM INC COM	P	2013-08-01	2014-02-27
82 SHS XYLEM INC COM	P	2013-08-01	2014-02-28
190 SHS AKAMAI TECH	P	2011-06-30	2014-02-21
106 SHS AKAMAI TECH	P	2011-07-15	2014-02-21
60 SHS AKAMAI TECH	P	2011-07-15	2014-02-28
539 SHS ALCOA INC	P	2013-10-14	2014-10-21
37 SHS BLOCK H&R INC	P	2012-03-07	2014-02-06

Form 990PF Part IV - Capital Gains and Losses for Tax on Investment Income - Columns e - h

(e) Gross sales price	(f) Depreciation allowed (or allowable)	(g) Cost or other basis plus expense of sale	(h) Gain or (loss) (e) plus (f) minus (g)
6,178		3,232	2,946
5,106		3,656	1,450
10,741		6,911	3,830
1,851		1,177	674
3,233		2,053	1,180
11,696		5,976	5,720
6,525		3,127	3,398
3,748		1,770	1,978
8,748		4,555	4,193
1,096		586	510

Form 990PF Part IV - Capital Gains and Losses for Tax on Investment Income - Columns i - l

Complete only for assets showing gain in column (h) and owned by the foundation on 12/31/69			(l) Gains (Col (h) gain minus col (k), but not less than -0-) or Losses (from col (h))
(i) F M V as of 12/31/69	(j) Adjusted basis as of 12/31/69	(k) Excess of col (i) over col (j), if any	
			2,946
			1,450
			3,830
			674
			1,180
			5,720
			3,398
			1,978
			4,193
			510

Form 990PF Part IV - Capital Gains and Losses for Tax on Investment Income - Columns a - d

(a) List and describe the kind(s) of property sold (e g , real estate, 2-story brick warehouse, or common stock, 200 shs MLC Co)	(b) How acquired P—Purchase D—Donation	(c) Date acquired (mo , day, yr)	(d) Date sold (mo , day, yr)
158 SHS BLOCK H&R INC	P	2012-04-27	2014-02-06
307 SHS BLOCK H&R INC	P	2012-04-27	2014-02-19
34 SHS BORGWARNER INC	D	2009-10-27	2014-02-21
25 SHS BORGWARNER INC	D	2009-10-27	2014-03-13
96 SHS BORGWARNER INC	D	2009-10-27	2014-07-02
8 SHS BOSTON SCIENTIFIC CORP	D	2011-02-02	2014-01-13
415 SHS BOSTON SCIENTIFIC CORP	P	2011-12-30	2014-01-13
572 SHS BOSTON SCIENTIFIC CORP	P	2011-12-30	2014-01-21
961 SHS BOSTON SCIENTIFIC CORP	P	2011-12-30	2014-02-21
465 SHS BOSTON SCIENTIFIC CORP	P	2011-12-30	2014-04-01

Form 990PF Part IV - Capital Gains and Losses for Tax on Investment Income - Columns e - h

(e) Gross sales price	(f) Depreciation allowed (or allowable)	(g) Cost or other basis plus expense of sale	(h) Gain or (loss) (e) plus (f) minus (g)
4,678		2,363	2,315
9,647		4,592	5,055
2,078		1,290	788
1,526		948	578
6,443		3,461	2,982
104		60	44
5,405		2,220	3,185
7,971		3,059	4,912
12,697		5,140	7,557
6,298		2,487	3,811

Form 990PF Part IV - Capital Gains and Losses for Tax on Investment Income - Columns i - l

Complete only for assets showing gain in column (h) and owned by the foundation on 12/31/69			(l) Gains (Col (h) gain minus col (k), but not less than -0-) or Losses (from col (h))
(i) F M V as of 12/31/69	(j) Adjusted basis as of 12/31/69	(k) Excess of col (i) over col (j), if any	
			2,315
			5,055
			788
			578
			2,982
			44
			3,185
			4,912
			7,557
			3,811

Form 990PF Part IV - Capital Gains and Losses for Tax on Investment Income - Columns a - d

(a) List and describe the kind(s) of property sold (e g , real estate, 2-story brick warehouse, or common stock, 200 shs MLC Co)	(b) How acquired P—Purchase D—Donation	(c) Date acquired (mo , day, yr)	(d) Date sold (mo , day, yr)
362 SHS BOSTON SCIENTIFIC CORP	P	2011-12-30	2014-04-17
273 SHS BOSTON SCIENTIFIC CORP	P	2012-07-10	2014-04-17
40 SHS BUNGE LIMITED COM STK	D	2009-10-27	2014-04-25
130 SHS CGG ADR	D	2009-10-27	2014-02-21
270 SHS CGG ADR	D	2010-06-29	2014-02-21
74 SHS CHARLES RIV LABORATORIES INTL INC	D	2010-08-13	2014-01-13
120 SHS CHARLES RIV LABORATORIES INTL INC	D	1919-08-13	2014-02-21
25 SHS CHARLES RIV LABORATORIES INTL INC	D	2011-01-19	2014-02-21
1 SHS CHARLES RIV LABORATORIES INTL INC	D	2011-01-19	2014-02-28
39 SHS CINCINNATI FINANCIAL CORP	D	2009-10-27	2014-02-21

Form 990PF Part IV - Capital Gains and Losses for Tax on Investment Income - Columns e - h

(e) Gross sales price	(f) Depreciation allowed (or allowable)	(g) Cost or other basis plus expense of sale	(h) Gain or (loss) (e) plus (f) minus (g)
4,929		1,936	2,993
3,717		1,515	2,202
3,257		2,833	424
2,128		2,812	-684
4,420		4,938	-518
4,385		2,683	1,702
7,108		4,350	2,758
1,481		906	575
60		36	24
1,828		1,301	527

Form 990PF Part IV - Capital Gains and Losses for Tax on Investment Income - Columns i - l

Complete only for assets showing gain in column (h) and owned by the foundation on 12/31/69			(l) Gains (Col (h) gain minus col (k), but not less than -0-) or Losses (from col (h))
(i) F M V as of 12/31/69	(j) Adjusted basis as of 12/31/69	(k) Excess of col (i) over col (j), if any	
			2,993
			2,202
			424
			-684
			-518
			1,702
			2,758
			575
			24
			527

Form 990PF Part IV - Capital Gains and Losses for Tax on Investment Income - Columns a - d

(a) List and describe the kind(s) of property sold (e g , real estate, 2-story brick warehouse, or common stock, 200 shs MLC Co)	(b) How acquired P—Purchase D—Donation	(c) Date acquired (mo , day, yr)	(d) Date sold (mo , day, yr)
157 SHS CON WAY INC COM	D	2009-10-27	2014-06-02
50 SHS CON WAY INC COM	P	2009-10-27	2014-06-02
82 SHS CON WAY INC COM	D	2009-10-30	2014-06-02
48 SHS CON WAY INC COM	D	2009-10-30	2014-06-13
72 SHS CON WAY INC COM	D	2009-11-04	2014-06-13
40 SHS CON WAY INC COM	D	2009-11-04	2014-07-23
73 SHS CON WAY INC COM	D	2009-11-04	2014-09-11
70 SHS CON WAY INC COM	P	2012-01-18	2014-09-11
19 SHS CON WAY INC COM	P	2012-08-01	2014-09-11
42 SHS CREE INC	P	2012-06-25	2014-02-21

Form 990PF Part IV - Capital Gains and Losses for Tax on Investment Income - Columns e - h

(e) Gross sales price	(f) Depreciation allowed (or allowable)	(g) Cost or other basis plus expense of sale	(h) Gain or (loss) (e) plus (f) minus (g)
7,256		5,263	1,993
2,311		1,638	673
3,790		2,683	1,107
2,317		157	2,160
3,475		2,356	1,119
1,977		1,309	668
3,867		2,689	1,178
3,709		2,042	1,667
1,007		564	443
2,559		974	1,585

Form 990PF Part IV - Capital Gains and Losses for Tax on Investment Income - Columns i - l

Complete only for assets showing gain in column (h) and owned by the foundation on 12/31/69			(l) Gains (Col (h) gain minus col (k), but not less than -0-) or Losses (from col (h))
(i) F M V as of 12/31/69	(j) Adjusted basis as of 12/31/69	(k) Excess of col (i) over col (j), if any	
			1,993
			673
			1,107
			2,160
			1,119
			668
			1,178
			1,667
			443
			1,585

Form 990PF Part IV - Capital Gains and Losses for Tax on Investment Income - Columns a - d

(a) List and describe the kind(s) of property sold (e g , real estate, 2-story brick warehouse, or common stock, 200 shs MLC Co)	(b) How acquired P—Purchase D—Donation	(c) Date acquired (mo , day, yr)	(d) Date sold (mo , day, yr)
145 SHS DEVRY EDUCATION GROUP INC	P	2012-09-28	2014-01-14
27 SHS DEVRY EDUCATION GROUP INC	P	2012-09-28	2014-02-21
156 SHS DEVRY EDUCATION GROUP INC	P	2012-10-17	2014-02-21
108 SHS DEVRY EDUCATION GROUP INC	P	2012-10-17	2014-02-28
26 SHS DEVRY EDUCATION GROUP INC	P	2012-10-17	2014-04-25
113 SHS DEVRY EDUCATION GROUP INC	P	2012-10-18	2014-04-25
105 SHS DEVRY EDUCATION GROUP INC	P	2012-10-18	2014-09-17
60 SHS EATON VANCE CORP NON-VOTING	D	2011-01-25	2014-02-21
34 SHS FACTSET RESEARCH SYS INC	P	2013-06-28	2014-11-06
5 SHS FACTSET RESEARCH SYS INC	P	2013-08-20	2014-11-06

Form 990PF Part IV - Capital Gains and Losses for Tax on Investment Income - Columns e - h

(e) Gross sales price	(f) Depreciation allowed (or allowable)	(g) Cost or other basis plus expense of sale	(h) Gain or (loss) (e) plus (f) minus (g)
5,520		3,333	2,187
1,077		621	456
6,225		3,454	2,771
4,569		2,391	2,178
1,216		576	640
5,285		2,470	2,815
4,657		2,295	2,362
2,192		1,844	348
4,542		3,449	1,093
668		535	133

Form 990PF Part IV - Capital Gains and Losses for Tax on Investment Income - Columns i - l

Complete only for assets showing gain in column (h) and owned by the foundation on 12/31/69			(l) Gains (Col (h) gain minus col (k), but not less than -0-) or Losses (from col (h))
(i) F M V as of 12/31/69	(j) Adjusted basis as of 12/31/69	(k) Excess of col (i) over col (j), if any	
			2,187
			456
			2,771
			2,178
			640
			2,815
			2,362
			348
			1,093
			133

Form 990PF Part IV - Capital Gains and Losses for Tax on Investment Income - Columns a - d

(a) List and describe the kind(s) of property sold (e g , real estate, 2-story brick warehouse, or common stock, 200 shs MLC Co)	(b) How acquired P—Purchase D—Donation	(c) Date acquired (mo , day, yr)	(d) Date sold (mo , day, yr)
37 SHS FACTSET RESEARCH SYS INC	P	2013-08-20	2014-11-17
29 SHS FACTSET RESEARCH SYS INC	P	2013-08-20	2014-12-11
16 SHS FIRST SOLAR INC COM	P	2013-03-26	2014-04-25
68 SHS FIRST SOLAR INC COM	P	2013-03-28	2014-04-25
96 SHS FIRST SOLAR INC COM	P	2013-03-28	2014-05-08
39 SHS FIRST SOLAR INC COM	P	2013-03-28	2014-07-02
23 SHS FIRST SOLAR INC COM	P	2013-08-20	2014-08-29
4 SHS FIRST SOLAR INC COM	P	2013-08-20	2014-09-09
70 SHS FIRST SOLAR INC COM	P	2013-08-21	2014-09-09
19 SHS FMC CORP NEW	D	2009-10-27	2014-02-21

Form 990PF Part IV - Capital Gains and Losses for Tax on Investment Income - Columns e - h

(e) Gross sales price	(f) Depreciation allowed (or allowable)	(g) Cost or other basis plus expense of sale	(h) Gain or (loss) (e) plus (f) minus (g)
5,069		3,957	1,112
4,000		3,101	899
1,121		440	681
4,762		1,835	2,927
6,262		2,591	3,671
2,748		1,052	1,696
1,598		880	718
287		153	134
5,029		2,721	2,308
1,388		722	666

Form 990PF Part IV - Capital Gains and Losses for Tax on Investment Income - Columns i - l

Complete only for assets showing gain in column (h) and owned by the foundation on 12/31/69			(l) Gains (Col (h) gain minus col (k), but not less than -0-) or Losses (from col (h))
(i) F M V as of 12/31/69	(j) Adjusted basis as of 12/31/69	(k) Excess of col (i) over col (j), if any	
			1,112
			899
			681
			2,927
			3,671
			1,696
			718
			134
			2,308
			666

Form 990PF Part IV - Capital Gains and Losses for Tax on Investment Income - Columns a - d

(a) List and describe the kind(s) of property sold (e g , real estate, 2-story brick warehouse, or common stock, 200 shs MLC Co)	(b) How acquired P—Purchase D—Donation	(c) Date acquired (mo , day, yr)	(d) Date sold (mo , day, yr)
68 SHS FMC CORP NEW	D	2009-10-27	2014-03-13
15 SHS FMC CORP NEW	D	2009-10-27	2014-03-20
37 SHS FMC CORP NEW	D	2009-10-27	2014-04-25
63 SHS FMC TECHNOLOGIES INC	D	2009-10-27	2014-04-23
82 SHS FMC TECHNOLOGIES INC	D	2009-10-27	2014-04-25
69 SHS FMC TECHNOLOGIES INC	D	2009-10-27	2014-07-23
129 SHS FOREST LABORATORIES INC	D	2010-05-06	2014-01-08
9 SHS FOREST LABORATORIES INC	D	2010-05-06	2014-01-14
129 SHS FOREST LABORATORIES INC	D	2010-12-03	2014-01-14
95 SHS FOREST LABORATORIES INC	D	2010-12-03	2014-02-06

Form 990PF Part IV - Capital Gains and Losses for Tax on Investment Income - Columns e - h

(e) Gross sales price	(f) Depreciation allowed (or allowable)	(g) Cost or other basis plus expense of sale	(h) Gain or (loss) (e) plus (f) minus (g)
5,434		2,585	2,849
1,187		570	617
2,792		1,407	1,385
3,678		2,894	784
4,632		3,766	866
4,334		3,169	1,165
8,908		4,131	4,777
622		288	334
8,908		4,131	4,777
6,349		3,042	3,307

Form 990PF Part IV - Capital Gains and Losses for Tax on Investment Income - Columns i - l

Complete only for assets showing gain in column (h) and owned by the foundation on 12/31/69			(l) Gains (Col (h) gain minus col (k), but not less than -0-) or Losses (from col (h))
(i) F M V as of 12/31/69	(j) Adjusted basis as of 12/31/69	(k) Excess of col (i) over col (j), if any	
			2,849
			617
			1,385
			784
			866
			1,165
			4,777
			334
			4,777
			3,307

Form 990PF Part IV - Capital Gains and Losses for Tax on Investment Income - Columns a - d

(a) List and describe the kind(s) of property sold (e g , real estate, 2-story brick warehouse, or common stock, 200 shs MLC Co)	(b) How acquired P—Purchase D—Donation	(c) Date acquired (mo , day, yr)	(d) Date sold (mo , day, yr)
40 SHS FOREST LABORATORIES INC	D	2010-12-17	2014-02-06
146 SHS FOREST LABORATORIES INC	D	2010-12-17	2014-02-18
138 SHS FOREST LABORATORIES INC	D	2011-01-14	2014-02-18
113 SHS GANNETT CO INC	P	2011-10-17	2014-02-21
100 SHS GANNETT CO INC	P	2011-10-17	2014-04-25
40 SHS HARRIS CORP DEL	P	2009-10-27	2014-02-21
44 SHS HARRIS CORP DEL	P	2009-10-27	2014-03-13
19 SHS HARRIS CORP DEL	P	2009-10-27	2014-03-20
61 SHS HARRIS CORP DEL	P	2009-10-27	2014-05-14
88 SHS HARRIS CORP DEL	P	2009-10-27	2014-05-28

Form 990PF Part IV - Capital Gains and Losses for Tax on Investment Income - Columns e - h

(e) Gross sales price	(f) Depreciation allowed (or allowable)	(g) Cost or other basis plus expense of sale	(h) Gain or (loss) (e) plus (f) minus (g)
2,673		1,281	1,392
13,505		4,675	8,830
12,765		4,419	8,346
3,264		1,144	2,120
2,725		1,013	1,712
2,932		1,518	1,414
3,249		1,669	1,580
1,411		721	690
4,633		2,314	2,319
6,764		3,339	3,425

Form 990PF Part IV - Capital Gains and Losses for Tax on Investment Income - Columns i - l

Complete only for assets showing gain in column (h) and owned by the foundation on 12/31/69			(l) Gains (Col (h) gain minus col (k), but not less than -0-) or Losses (from col (h))
(i) F M V as of 12/31/69	(j) Adjusted basis as of 12/31/69	(k) Excess of col (i) over col (j), if any	
			1,392
			8,830
			8,346
			2,120
			1,712
			1,414
			1,580
			690
			2,319
			3,425

Form 990PF Part IV - Capital Gains and Losses for Tax on Investment Income - Columns a - d

(a) List and describe the kind(s) of property sold (e g , real estate, 2-story brick warehouse, or common stock, 200 shs MLC Co)	(b) How acquired P—Purchase D—Donation	(c) Date acquired (mo , day, yr)	(d) Date sold (mo , day, yr)
128 SHS HARRIS CORP DEL	P	2009-10-27	2014-12-22
172 SHS HOSPIRA INC	P	2011-11-15	2014-01-13
37 SHS HOSPIRA INC	P	2011-11-15	2014-02-21
88 SHS HOSPIRA INC	P	2011-11-30	2014-02-21
71 SHS HOSPIRA INC	P	2011-11-30	2014-04-25
69 SHS HOSPIRA INC	P	2012-01-10	2014-04-25
101 SHS HOSPIRA INC	P	2012-01-10	2014-05-05
27 SHS HOSPIRA INC	P	2012-01-31	2014-05-05
91 SHS HOSPIRA INC	P	2012-01-31	2014-05-08
15 SHS HOSPIRA INC	P	2012-01-31	2014-07-02

Form 990PF Part IV - Capital Gains and Losses for Tax on Investment Income - Columns e - h

(e) Gross sales price	(f) Depreciation allowed (or allowable)	(g) Cost or other basis plus expense of sale	(h) Gain or (loss) (e) plus (f) minus (g)
9,434		4,856	4,578
7,217		5,433	1,784
1,554		1,169	385
3,695		2,483	1,212
3,065		2,004	1,061
2,979		2,066	913
4,669		3,023	1,646
1,248		928	320
4,301		3,129	1,172
790		516	274

Form 990PF Part IV - Capital Gains and Losses for Tax on Investment Income - Columns i - l

Complete only for assets showing gain in column (h) and owned by the foundation on 12/31/69			(l) Gains (Col (h) gain minus col (k), but not less than -0-) or Losses (from col (h))
(i) F M V as of 12/31/69	(j) Adjusted basis as of 12/31/69	(k) Excess of col (i) over col (j), if any	
			4,578
			1,784
			385
			1,212
			1,061
			913
			1,646
			320
			1,172
			274

Form 990PF Part IV - Capital Gains and Losses for Tax on Investment Income - Columns a - d

(a) List and describe the kind(s) of property sold (e g , real estate, 2-story brick warehouse, or common stock, 200 shs MLC Co)	(b) How acquired P—Purchase D—Donation	(c) Date acquired (mo , day, yr)	(d) Date sold (mo , day, yr)
79 SHS HOSPIRA INC	P	2012-09-19	2014-07-02
57 SHS HOSPIRA INC	P	2012-09-19	2014-07-28
15 SHS HOSPIRA INC	P	2012-09-19	2014-07-30
69 SHS HOSPIRA INC	P	2013-01-28	2014-07-30
44 SHS INTERPUBLIC GROUP COS INC DEL	D	2009-10-27	2014-02-21
449 SHS INTERPUBLIC GROUP COS INC DEL	D	2009-10-27	2014-07-02
54 SHS ITRON INC	P	2011-04-12	2014-02-21
50 SHS ITRON INC	P	2011-04-12	2014-04-25
54 SHS ITRON INC	P	2011-04-12	2014-04-25
186 SHS ITRON INC	P	2011-04-25	2014-04-25

Form 990PF Part IV - Capital Gains and Losses for Tax on Investment Income - Columns e - h

(e) Gross sales price	(f) Depreciation allowed (or allowable)	(g) Cost or other basis plus expense of sale	(h) Gain or (loss) (e) plus (f) minus (g)
4,158		2,778	1,380
3,045		2,004	1,041
830		527	303
3,819		2,388	1,431
744		555	189
8,707		5,662	3,045
1,906		2,983	-1,077
2,021		2,762	-741
2,183		2,993	-810
7,519		10,086	-2,567

Form 990PF Part IV - Capital Gains and Losses for Tax on Investment Income - Columns i - l

Complete only for assets showing gain in column (h) and owned by the foundation on 12/31/69			(l) Gains (Col (h) gain minus col (k), but not less than -0-) or Losses (from col (h))
(i) F M V as of 12/31/69	(j) Adjusted basis as of 12/31/69	(k) Excess of col (i) over col (j), if any	
			1,380
			1,041
			303
			1,431
			189
			3,045
			-1,077
			-741
			-810
			-2,567

Form 990PF Part IV - Capital Gains and Losses for Tax on Investment Income - Columns a - d

(a) List and describe the kind(s) of property sold (e g , real estate, 2-story brick warehouse, or common stock, 200 shs MLC Co)	(b) How acquired P—Purchase D—Donation	(c) Date acquired (mo , day, yr)	(d) Date sold (mo , day, yr)
10 SHS ITRON INC	P	2011-05-20	2014-04-25
51 SHS JABIL CIRCUIT INC	P	2010-06-18	2014-02-21
74 SHS JUNIPER NETWORKS INC	P	2013-05-10	2014-05-28
101 SHS JUNIPER NETWORKS INC	P	2013-05-15	2014-05-28
30 SHS LEAR CORP NEW COM	P	2012-07-18	2014-02-21
157 SHS LEXMARK INTL INC NEW	P	2012-07-13	2014-02-21
55 SHS LEXMARK INTL INC NEW	P	2012-07-13	2014-02-27
71 SHS LEXMARK INTL INC NEW	P	2012-07-13	2014-03-20
71 SHS LEXMARK INTL INC NEW	P	2012-07-19	2014-03-20
85 SHS LEXMARK INTL INC NEW	P	2012-07-19	2014-08-21

Form 990PF Part IV - Capital Gains and Losses for Tax on Investment Income - Columns e - h

(e) Gross sales price	(f) Depreciation allowed (or allowable)	(g) Cost or other basis plus expense of sale	(h) Gain or (loss) (e) plus (f) minus (g)
404		544	-140
951		659	292
1,859		1,293	566
2,538		1,715	823
2,379		1,142	1,237
6,662		3,199	3,463
2,351		1,121	1,230
3,177		1,447	1,730
3,177		1,411	1,766
4,301		1,689	2,612

Form 990PF Part IV - Capital Gains and Losses for Tax on Investment Income - Columns i - l

Complete only for assets showing gain in column (h) and owned by the foundation on 12/31/69			(l) Gains (Col (h) gain minus col (k), but not less than -0-) or Losses (from col (h))
(i) F M V as of 12/31/69	(j) Adjusted basis as of 12/31/69	(k) Excess of col (i) over col (j), if any	
			-140
			292
			566
			823
			1,237
			3,463
			1,230
			1,730
			1,766
			2,612

Form 990PF Part IV - Capital Gains and Losses for Tax on Investment Income - Columns a - d

(a) List and describe the kind(s) of property sold (e g , real estate, 2-story brick warehouse, or common stock, 200 shs MLC Co)	(b) How acquired P—Purchase D—Donation	(c) Date acquired (mo , day, yr)	(d) Date sold (mo , day, yr)
46 SHS LEXMARK INTL INC NEW	P	2012-07-24	2014-08-21
43 SHS LEXMARK INTL INC NEW	P	2012-07-24	2014-08-29
192 SHS LEXMARK INTL INC NEW	P	2012-07-31	2014-08-29
207 SHS LEXMARK INTL INC NEW	P	2012-07-31	2014-09-11
73 SHS MANPOWERGROUP INC COM	D	2009-10-27	2014-01-14
31 SHS MANPOWERGROUP INC COM	D	2009-10-27	2014-02-21
102 SHS MANPOWERGROUP INC COM	D	2009-10-27	2014-06-13
67 SHS MCGRAW HILL FINANCIAL INC	D	2010-08-20	2014-01-14
84 SHS MCGRAW HILL FINANCIAL INC	D	2010-08-20	2014-02-06
16 SHS MCGRAW HILL FINANCAL INC	P	2013-02-05	2014-02-06

Form 990PF Part IV - Capital Gains and Losses for Tax on Investment Income - Columns e - h

(e) Gross sales price	(f) Depreciation allowed (or allowable)	(g) Cost or other basis plus expense of sale	(h) Gain or (loss) (e) plus (f) minus (g)
2,328		759	1,569
2,160		710	1,450
9,644		3,326	6,318
10,344		3,586	6,758
6,221		4,588	1,633
2,299		1,948	351
8,617		6,411	2,206
5,186		2,522	2,664
6,464		3,162	3,302
1,231		744	487

Form 990PF Part IV - Capital Gains and Losses for Tax on Investment Income - Columns i - l

Complete only for assets showing gain in column (h) and owned by the foundation on 12/31/69			(l) Gains (Col (h) gain minus col (k), but not less than -0-) or Losses (from col (h))
(i) F M V as of 12/31/69	(j) Adjusted basis as of 12/31/69	(k) Excess of col (i) over col (j), if any	
			1,569
			1,450
			6,318
			6,758
			1,633
			351
			2,206
			2,664
			3,302
			487

Form 990PF Part IV - Capital Gains and Losses for Tax on Investment Income - Columns a - d

(a) List and describe the kind(s) of property sold (e g , real estate, 2-story brick warehouse, or common stock, 200 shs MLC Co)	(b) How acquired P—Purchase D—Donation	(c) Date acquired (mo , day, yr)	(d) Date sold (mo , day, yr)
94 SHS MCGRAW HILL FINANCIAL INC	P	2013-02-05	2014-02-10
166 SHS MOLSON COORS BREWING CO CL B	P	2011-06-30	2014-05-14
107 SHS MOLSON COORS BREWING CO CL B	P	2011-06-30	2014-06-13
49 SHS MOLSON COORS BREWING CO CL B	P	2011-06-30	2014-07-23
87 SHS MOLSON COORS BREWING CO CL B	P	2011-06-30	2014-09-15
18 SHS MOLSON COORS BREWING CO CL B	P	2012-03-01	2014-09-15
502 SHS NEW YORK TIMES CO CL A	D	2009-10-27	2014-02-21
350 SHS NEW YORK TIMES CO CL A	D	2009-10-27	2014-03-13
9 SHS NEW YORK TIMES CO CL A	D	2009-10-27	2014-04-25
191 SHS NEW YORK TIMES CO CL A	P	2009-11-16	2014-04-25

Form 990PF Part IV - Capital Gains and Losses for Tax on Investment Income - Columns e - h

(e) Gross sales price	(f) Depreciation allowed (or allowable)	(g) Cost or other basis plus expense of sale	(h) Gain or (loss) (e) plus (f) minus (g)
7,446		4,371	3,075
10,657		7,425	3,232
7,609		4,786	2,823
3,558		2,192	1,366
6,675		3,891	2,784
1,381		787	594
7,591		5,080	2,511
5,729		3,542	2,187
147		91	56
3,126		1,923	1,203

Form 990PF Part IV - Capital Gains and Losses for Tax on Investment Income - Columns i - l

Complete only for assets showing gain in column (h) and owned by the foundation on 12/31/69			(l) Gains (Col (h) gain minus col (k), but not less than -0-) or Losses (from col (h))
(i) F M V as of 12/31/69	(j) Adjusted basis as of 12/31/69	(k) Excess of col (i) over col (j), if any	
			3,075
			3,232
			2,823
			1,366
			2,784
			594
			2,511
			2,187
			56
			1,203

Form 990PF Part IV - Capital Gains and Losses for Tax on Investment Income - Columns a - d

(a) List and describe the kind(s) of property sold (e g , real estate, 2-story brick warehouse, or common stock, 200 shs MLC Co)	(b) How acquired P—Purchase D—Donation	(c) Date acquired (mo , day, yr)	(d) Date sold (mo , day, yr)
100 SHS NORTHERN TR CORP	P	2011-08-25	2014-02-21
227 SHS NUANCE COMMUNICATIONS INC COM	D	2010-10-20	2014-02-21
67 SHS NUANCE COMMUNICATIONS INC COM	D	2010-10-20	2014-04-25
133 SHS NUANCE COMMUNICATIONS INC COM	D	2010-11-16	2014-04-25
288 SHS NVIDIA CORP	P	2012-05-10	2014-02-21
2 SHS NVIDIA CORP	P	2012-05-10	2014-02-21
258 SHS NVIDIA CORP	P	2012-05-10	2014-04-23
85 SHS NVIDIA CORP	P	2012-05-14	2014-04-23
9 SHS NVIDIA CORP	P	2012-05-14	2014-05-05
3 SHS NVIDIA CORP	P	2012-05-14	2014-05-05

Form 990PF Part IV - Capital Gains and Losses for Tax on Investment Income - Columns e - h

(e) Gross sales price	(f) Depreciation allowed (or allowable)	(g) Cost or other basis plus expense of sale	(h) Gain or (loss) (e) plus (f) minus (g)
6,220		3,713	2,507
3,444		4,052	-608
1,089		1,196	-107
2,162		2,374	-212
5,368		3,445	1,923
37		24	13
4,917		3,134	1,783
1,620		1,115	505
169		118	51
56		39	17

Form 990PF Part IV - Capital Gains and Losses for Tax on Investment Income - Columns i - l

Complete only for assets showing gain in column (h) and owned by the foundation on 12/31/69			(l) Gains (Col (h) gain minus col (k), but not less than -0-) or Losses (from col (h))
(i) F M V as of 12/31/69	(j) Adjusted basis as of 12/31/69	(k) Excess of col (i) over col (j), if any	
			2,507
			-608
			-107
			-212
			1,923
			13
			1,783
			505
			51
			17

Form 990PF Part IV - Capital Gains and Losses for Tax on Investment Income - Columns a - d

(a) List and describe the kind(s) of property sold (e g , real estate, 2-story brick warehouse, or common stock, 200 shs MLC Co)	(b) How acquired P—Purchase D—Donation	(c) Date acquired (mo , day, yr)	(d) Date sold (mo , day, yr)
82 SHS NVIDIA CORP	P	2012-05-14	2014-05-05
172 SHS NVIDIA CORP	P	2012-05-16	2014-05-05
35 SHS NVIDIA CORP	P	2012-05-16	2014-05-28
120 SHS NVIDIA CORP	P	2012-05-23	2014-05-28
155 SHS NVIDIA CORP	P	2012-05-23	2014-11-06
19 SHS NVIDIA CORP	P	2012-05-24	2014-11-06
36 SHS POLYPORE INTL INC	P	2013-11-05	2014-11-06
100 SHS SCHOLASTIC CORP	D	2009-10-27	2014-02-21
50 SHS SIGMA ALDRICH CORP	D	2010-04-21	2014-02-21
51 SHS SIGMA ALDRICH CORP	D	2010-04-21	2014-03-13

Form 990PF Part IV - Capital Gains and Losses for Tax on Investment Income - Columns e - h

(e) Gross sales price	(f) Depreciation allowed (or allowable)	(g) Cost or other basis plus expense of sale	(h) Gain or (loss) (e) plus (f) minus (g)
1,538		1,103	435
3,227		2,224	1,003
661		453	208
2,265		1,435	830
3,127		1,833	1,294
383		228	155
1,911		1,352	559
3,435		3,062	373
4,662		3,115	1,547
4,845		3,177	1,668

Form 990PF Part IV - Capital Gains and Losses for Tax on Investment Income - Columns i - l

Complete only for assets showing gain in column (h) and owned by the foundation on 12/31/69			(l) Gains (Col (h) gain minus col (k), but not less than -0-) or Losses (from col (h))
(i) F M V as of 12/31/69	(j) Adjusted basis as of 12/31/69	(k) Excess of col (i) over col (j), if any	
			435
			1,003
			208
			830
			1,294
			155
			559
			373
			1,547
			1,668

Form 990PF Part IV - Capital Gains and Losses for Tax on Investment Income - Columns a - d

(a) List and describe the kind(s) of property sold (e g , real estate, 2-story brick warehouse, or common stock, 200 shs MLC Co)	(b) How acquired P—Purchase D—Donation	(c) Date acquired (mo , day, yr)	(d) Date sold (mo , day, yr)
37 SHS SIGMA ALDRICH CORP	D	2010-04-21	2014-04-25
62 SHS SIGMA ALDRICH CORP	D	2010-04-22	2014-04-25
18 SHS SIGMA ALDRICH CORP	D	2010-04-22	2014-05-08
65 SHS SIGMA ALDRICH CORP	D	2011-02-09	2014-05-14
17 SHS SIGMA ALDRICH CORP	D	2011-02-09	2014-05-19
441 SHS SOUTHWEST AIRLNS CO	D	2009-10-27	2014-01-14
112 SHS SOUTHWEST AIRLNS CO	D	2009-10-27	2014-02-21
76 SHS SOUTHWEST AIRLNS CO	D	2009-10-27	2014-02-28
15 SHS SOUTHWEST AIRLNS CO	D	2010-07-29	2014-02-28
171 SHS SOUTHWEST AIRLNS CO	D	2010-12-03	2014-02-28

Form 990PF Part IV - Capital Gains and Losses for Tax on Investment Income - Columns e - h

(e) Gross sales price	(f) Depreciation allowed (or allowable)	(g) Cost or other basis plus expense of sale	(h) Gain or (loss) (e) plus (f) minus (g)
3,509		2,305	1,204
5,879		3,863	2,016
1,747		1,121	626
6,307		4,050	2,257
1,639		1,059	580
9,391		5,164	4,227
2,433		1,312	1,121
1,702		890	812
336		176	160
3,830		2,002	1,828

Form 990PF Part IV - Capital Gains and Losses for Tax on Investment Income - Columns i - l

Complete only for assets showing gain in column (h) and owned by the foundation on 12/31/69			(l) Gains (Col (h) gain minus col (k), but not less than -0-) or Losses (from col (h))
(i) F M V as of 12/31/69	(j) Adjusted basis as of 12/31/69	(k) Excess of col (i) over col (j), if any	
			1,204
			2,016
			626
			2,257
			580
			4,227
			1,121
			812
			160
			1,828

Form 990PF Part IV - Capital Gains and Losses for Tax on Investment Income - Columns a - d

(a) List and describe the kind(s) of property sold (e g , real estate, 2-story brick warehouse, or common stock, 200 shs MLC Co)	(b) How acquired P—Purchase D—Donation	(c) Date acquired (mo , day, yr)	(d) Date sold (mo , day, yr)
121 SHS SOUTHWEST AIRLNS CO	D	2011-02-02	2014-02-28
208 SHS SOUTHWEST AIRLNS CO	D	2011-02-02	2014-03-13
344 SHS SOUTHWEST AIRLNS CO	D	2011-02-02	2014-04-15
12 SHS SOUTHWEST AIRLNS CO	D	2011-02-02	2014-04-23
133 SHS SOUTHWEST AIRLNS CO	D	2011-02-02	2014-04-25
130 SHS STAPLES INC	P	2012-09-12	2014-04-25
61 SHS STAPLES INC	P	2012-09-12	2014-11-19
571 SHS STAPLES INC	P	2012-09-19	2014-11-19
66 SHS STAPLES INC	P	2012-09-25	2014-11-19
164 SHS STAPLES INC	P	2012-09-25	2014-12-10

Form 990PF Part IV - Capital Gains and Losses for Tax on Investment Income - Columns e - h

(e) Gross sales price	(f) Depreciation allowed (or allowable)	(g) Cost or other basis plus expense of sale	(h) Gain or (loss) (e) plus (f) minus (g)
2,710		1,417	1,293
4,948		2,436	2,512
7,855		4,028	3,827
291		141	150
3,206		1,557	1,649
1,566		1,495	71
855		701	154
8,000		6,908	1,092
925		797	128
2,455		1,981	474

Form 990PF Part IV - Capital Gains and Losses for Tax on Investment Income - Columns i - l

Complete only for assets showing gain in column (h) and owned by the foundation on 12/31/69			(l) Gains (Col (h) gain minus col (k), but not less than -0-) or Losses (from col (h))
(i) F M V as of 12/31/69	(j) Adjusted basis as of 12/31/69	(k) Excess of col (i) over col (j), if any	
			1,293
			2,512
			3,827
			150
			1,649
			71
			154
			1,092
			128
			474

Form 990PF Part IV - Capital Gains and Losses for Tax on Investment Income - Columns a - d

(a) List and describe the kind(s) of property sold (e g , real estate, 2-story brick warehouse, or common stock, 200 shs MLC Co)	(b) How acquired P—Purchase D—Donation	(c) Date acquired (mo , day, yr)	(d) Date sold (mo , day, yr)
10 SHS STAPLES INC	P	2012-09-25	2014-12-11
393 SHS STAPLES INC	P	2012-11-09	2014-12-11
554 SHS STAPLES INC	P	2012-11-09	2014-12-15
100 SHS UNISYS CORP COM NEW	D	2010-10-27	2014-02-21
52 SHS UNISYS CORP COM NEW	D	2010-10-27	2014-02-27
43 SHS UNISYS CORP COM NEW	P	2011-08-04	2014-02-27
50 SHS VARIAN MEDICAL SYS INC	D	2009-10-27	2014-02-21
31 SHS VARIAN MEDICAL SYS INC	D	2009-10-27	2014-03-13
150 SHS WERNER ENTERPRISES INC	D	2009-10-27	2014-02-21
241 SHS WERNER ENTERPRISES INC	D	2009-10-27	2014-11-06

Form 990PF Part IV - Capital Gains and Losses for Tax on Investment Income - Columns e - h

(e) Gross sales price	(f) Depreciation allowed (or allowable)	(g) Cost or other basis plus expense of sale	(h) Gain or (loss) (e) plus (f) minus (g)
162		121	41
6,382		4,452	1,930
9,332		6,276	3,056
3,333		3,470	-137
1,838		1,804	34
1,520		829	691
4,187		3,454	733
2,625		2,141	484
3,917		2,921	996
6,774		5,594	1,180

Form 990PF Part IV - Capital Gains and Losses for Tax on Investment Income - Columns i - l

Complete only for assets showing gain in column (h) and owned by the foundation on 12/31/69			(l) Gains (Col (h) gain minus col (k), but not less than -0-) or Losses (from col (h))
(i) F M V as of 12/31/69	(j) Adjusted basis as of 12/31/69	(k) Excess of col (i) over col (j), if any	
			41
			1,930
			3,056
			-137
			34
			691
			733
			484
			996
			1,180

Form 990PF Part IV - Capital Gains and Losses for Tax on Investment Income - Columns a - d

(a) List and describe the kind(s) of property sold (e g , real estate, 2-story brick warehouse, or common stock, 200 shs MLC Co)	(b) How acquired P—Purchase D—Donation	(c) Date acquired (mo , day, yr)	(d) Date sold (mo , day, yr)
55 SHS WERNER ENTERPRISES INC	D	2009-11-17	2014-11-06
94 SHS WERNER ENTERPRISES INC	D	2010-08-20	2014-11-06
86 SHS ZEBRA TECHNOLOGIES CORP CL A	D	2009-10-27	2014-02-21
82 SHS ZEBRA TECHNOLOGIES CORP CL A	D	2009-10-27	2014-02-28
51 SHS ZEBRA TECHNOLOGIES CORP CL A	D	2009-10-27	2014-03-13
78 SHS ZEBRA TECHNOLOGIES CORP CL A	D	2009-10-27	2014-05-05
53 SHS ZEBRA TECHNOLOGIES CORP CL A	D	2009-10-27	2014-05-08
236 SHS ZEBRA TECHNOLOGIES CORP CL A	D	2009-10-27	2014-06-02
2656 SHS AIA GROUP LIMITED SPON ADR	P	2013-02-22	2014-02-20
354 SHS AIA GROUP LIMITED SPON ADR	P	2013-11-18	2014-02-20

Form 990PF Part IV - Capital Gains and Losses for Tax on Investment Income - Columns e - h

(e) Gross sales price	(f) Depreciation allowed (or allowable)	(g) Cost or other basis plus expense of sale	(h) Gain or (loss) (e) plus (f) minus (g)
1,546		1,277	269
2,642		2,184	458
5,719		3,152	2,567
5,694		3,005	2,689
3,520		1,869	1,651
5,662		2,859	2,803
3,969		1,942	2,027
17,525		8,649	8,876
51,529		44,217	7,312
6,868		7,282	-414

Form 990PF Part IV - Capital Gains and Losses for Tax on Investment Income - Columns i - l

Complete only for assets showing gain in column (h) and owned by the foundation on 12/31/69			(l) Gains (Col (h) gain minus col (k), but not less than -0-) or Losses (from col (h))
(i) F M V as of 12/31/69	(j) Adjusted basis as of 12/31/69	(k) Excess of col (i) over col (j), if any	
			269
			458
			2,567
			2,689
			1,651
			2,803
			2,027
			8,876
			7,312
			-414

Form 990PF Part IV - Capital Gains and Losses for Tax on Investment Income - Columns a - d

(a) List and describe the kind(s) of property sold (e g , real estate, 2-story brick warehouse, or common stock, 200 shs MLC Co)	(b) How acquired P—Purchase D—Donation	(c) Date acquired (mo , day, yr)	(d) Date sold (mo , day, yr)
1450 SHS AIR LIQUIDE(L) ADR	P	2013-02-22	2014-02-20
1100 SHS AIR LIQUIDE(L) ADR	P	2013-08-16	2014-02-20
1087 SHS ALLIANZ SE ADR	P	2013-02-22	2014-02-20
558 SHS ALLIANZ SE ADR	P	2013-02-22	2014-02-20
1942 SHS ALLIANZ SE ADR	P	2013-08-16	2014-02-20
404 SHS ANHEUSER-BUSCH INBEV ADR	P	2013-02-22	2014-02-20
78 SHS ANHEUSER-BUSCH INBEV ADR	P	2013-09-17	2014-02-20
877 SHS ARM HOLDINGS PLC	P	2013-02-22	2014-02-20
217 SHS ARM HOLDINGS PLC	P	2013-09-17	2014-02-20
1104 SHS ATLAS COPCO AD ADR	P	2013-02-22	2014-02-20

Form 990PF Part IV - Capital Gains and Losses for Tax on Investment Income - Columns e - h

(e) Gross sales price	(f) Depreciation allowed (or allowable)	(g) Cost or other basis plus expense of sale	(h) Gain or (loss) (e) plus (f) minus (g)
39,079		35,657	3,422
29,646		30,443	-797
19,294		14,982	4,312
9,921		7,691	2,230
34,528		29,942	4,586
40,941		37,644	3,297
7,904		7,760	144
41,853		37,367	4,486
10,356		10,083	273
30,326		32,356	-2,030

Form 990PF Part IV - Capital Gains and Losses for Tax on Investment Income - Columns i - l

Complete only for assets showing gain in column (h) and owned by the foundation on 12/31/69			(l) Gains (Col (h) gain minus col (k), but not less than -0-) or Losses (from col (h))
(i) F M V as of 12/31/69	(j) Adjusted basis as of 12/31/69	(k) Excess of col (i) over col (j), if any	
			3,422
			-797
			4,312
			2,230
			4,586
			3,297
			144
			4,486
			273
			-2,030

Form 990PF Part IV - Capital Gains and Losses for Tax on Investment Income - Columns a - d

(a) List and describe the kind(s) of property sold (e g , real estate, 2-story brick warehouse, or common stock, 200 shs MLC Co)	(b) How acquired P—Purchase D—Donation	(c) Date acquired (mo , day, yr)	(d) Date sold (mo , day, yr)
198 SHS ATLAS COPCO AD ADR	P	2014-01-15	2014-02-20
177 SHS BAIDU INC SPONS ADS	P	2013-06-13	2014-02-20
23 SHS BAIDU INC SPONS ADS	P	2013-06-24	2014-02-20
76 SHS BAIDU INC SPONS ADS	P	2013-06-24	2014-02-20
46 SHS BAIDU INC SPONS ADS	P	2013-09-30	2014-02-20
2103 SHS BANCO BILBAO VIZCAYAARGENTARIA SA	P	2013-02-22	2014-02-20
1308 SHS BANCO BILBAO BIZCAYAARGENTARIA SA	P	2013-06-10	2014-02-20
647 SHS BAYERISCHE MOTOREN WERKE AG	P	2013-02-22	2014-02-20
265 SHS BAYERISCHE MOTOREN WERKE AG	P	2013-07-25	2014-02-20
325 SHS BAYERISCHE MOTOREN WERKE AG	P	2013-10-15	2014-02-20

Form 990PF Part IV - Capital Gains and Losses for Tax on Investment Income - Columns e - h

(e) Gross sales price	(f) Depreciation allowed (or allowable)	(g) Cost or other basis plus expense of sale	(h) Gain or (loss) (e) plus (f) minus (g)
5,439		5,478	-39
30,417		17,599	12,818
3,952		2,092	1,860
13,194		6,912	6,282
7,986		7,130	856
25,597		21,199	4,398
15,920		12,033	3,887
24,987		19,603	5,384
10,234		8,704	1,530
12,551		12,125	426

Form 990PF Part IV - Capital Gains and Losses for Tax on Investment Income - Columns i - l

Complete only for assets showing gain in column (h) and owned by the foundation on 12/31/69			(l) Gains (Col (h) gain minus col (k), but not less than -0-) or Losses (from col (h))
(i) F M V as of 12/31/69	(j) Adjusted basis as of 12/31/69	(k) Excess of col (i) over col (j), if any	
			-39
			12,818
			1,860
			6,282
			856
			4,398
			3,887
			5,384
			1,530
			426

Form 990PF Part IV - Capital Gains and Losses for Tax on Investment Income - Columns a - d

(a) List and describe the kind(s) of property sold (e g , real estate, 2-story brick warehouse, or common stock, 200 shs MLC Co)	(b) How acquired P—Purchase D—Donation	(c) Date acquired (mo , day, yr)	(d) Date sold (mo , day, yr)
1563 SHS BG GROUP ADR	P	2013-02-22	2014-02-20
421 SHS BG GROUP ADR	P	2013-09-17	2014-02-20
488 SHS BUNGE LIMITED COM STK	P	2013-02-22	2014-02-20
99 SHS BUNGE LIMITED COM STK	P	2013-09-17	2014-02-20
676 SHS CANADIAN NATIONAL RAILWAYS CO COM	P	2013-02-22	2014-02-20
110 SHS CANADIAN NATIONAL RAILWAYS CO COM	P	2013-09-30	2014-02-20
631 SHS COCHLEAR LTD UNSP ADR	P	2013-02-22	2014-02-20
1027 SHS CSL UNSP ADR	P	2013-02-22	2014-02-20
197 SHS CSL UNSP ADR	P	2013-10-16	2014-02-20
23 SHS DASSAULT SYSTEMES SPONS ADR	P	2013-02-22	2014-01-15

Form 990PF Part IV - Capital Gains and Losses for Tax on Investment Income - Columns e - h

(e) Gross sales price	(f) Depreciation allowed (or allowable)	(g) Cost or other basis plus expense of sale	(h) Gain or (loss) (e) plus (f) minus (g)
28,524		28,126	398
7,683		7,978	-295
38,665		35,663	3,002
7,844		7,827	17
37,688		33,119	4,569
6,133		5,614	519
16,312		22,663	-6,351
32,730		31,073	1,657
6,278		6,249	29
2,721		2,645	76

Form 990PF Part IV - Capital Gains and Losses for Tax on Investment Income - Columns i - l

Complete only for assets showing gain in column (h) and owned by the foundation on 12/31/69			(l) Gains (Col (h) gain minus col (k), but not less than -0-) or Losses (from col (h))
(i) F M V as of 12/31/69	(j) Adjusted basis as of 12/31/69	(k) Excess of col (i) over col (j), if any	
			398
			-295
			3,002
			17
			4,569
			519
			-6,351
			1,657
			29
			76

Form 990PF Part IV - Capital Gains and Losses for Tax on Investment Income - Columns a - d

(a) List and describe the kind(s) of property sold (e g , real estate, 2-story brick warehouse, or common stock, 200 shs MLC Co)	(b) How acquired P—Purchase D—Donation	(c) Date acquired (mo , day, yr)	(d) Date sold (mo , day, yr)
100 SHS DASSAULT SYSTEMES SPONS ADR	P	2013-02-22	2014-01-15
52 SHS DASSAULT SYSTEMES SPONS ADR	P	2013-02-22	2014-01-15
348 SHS DASSAULT SYSTEMES SPONS ADR	P	2013-02-22	2014-02-20
277 SHS DASSAULT SYSTEMES SPONS ADR	P	2013-08-16	2014-02-20
120 SHS ENN ENERGY HOLDINGS LTD UNSP ADR	P	2014-01-15	2014-02-20
1738 SHS FANUC CORPORATION UNSP ADR	P	2013-02-22	2014-02-20
354 SHS FANUC CORPORATION UNSP ADR	P	2013-09-17	2014-02-20
213 SHS FANUC CORPORATION UNSP ADR	P	2013-10-16	2014-02-20
17 SHS FRESENIUS MEDICAL CARE AG & CO	P	2013-02-22	2014-02-20
465 SHS FRESENIUS MEDICAL CARE AG & CO	P	2013-05-20	2014-02-20

Form 990PF Part IV - Capital Gains and Losses for Tax on Investment Income - Columns e - h

(e) Gross sales price	(f) Depreciation allowed (or allowable)	(g) Cost or other basis plus expense of sale	(h) Gain or (loss) (e) plus (f) minus (g)
11,829		11,503	326
6,151		5,976	175
39,974		39,995	-21
31,818		37,053	-5,235
20,154		21,627	-1,473
47,577		45,362	2,215
9,691		9,880	-189
5,831		6,159	-328
621		595	26
16,989		15,849	1,140

Form 990PF Part IV - Capital Gains and Losses for Tax on Investment Income - Columns i - l

Complete only for assets showing gain in column (h) and owned by the foundation on 12/31/69			(l) Gains (Col (h) gain minus col (k), but not less than -0-) or Losses (from col (h))
(i) F M V as of 12/31/69	(j) Adjusted basis as of 12/31/69	(k) Excess of col (i) over col (j), if any	
			326
			175
			-21
			-5,235
			-1,473
			2,215
			-189
			-328
			26
			1,140

Form 990PF Part IV - Capital Gains and Losses for Tax on Investment Income - Columns a - d

(a) List and describe the kind(s) of property sold (e g , real estate, 2-story brick warehouse, or common stock, 200 shs MLC Co)	(b) How acquired P—Purchase D—Donation	(c) Date acquired (mo , day, yr)	(d) Date sold (mo , day, yr)
873 SHS FRESENIUS MEDICAL CARE AG & CO	P	2013-08-16	2014-02-20
1000 SHS GAZPROM OAO SPONSORED ADR	P	2013-02-22	2014-02-20
1106 SHS GAZPROM OAO SPONSORED ADR	P	2013-02-22	2014-02-20
100 SHS HONG KONG EXCHANGES & CLEARING	P	2013-06-14	2014-02-20
1148 SHS HONG KONG EXCHANGES & CLEARING	P	2013-06-14	2014-02-20
338 SHS HONG KONG EXCHANGES & CLEARING	P	2013-09-17	2014-02-20
899 SHS ICICI BANK LIMITED ADR	P	2013-02-22	2014-02-20
597 SHS IMPERIAL OIL COM	P	2013-02-22	2014-02-20
1000 SHS ITAU UNIBANCO HOLDGINS S A ADR	P	2013-02-22	2014-02-20
1776 SHS ITAU UNIBANCO HOLDINGS S A ADR	P	2013-02-22	2014-02-20

Form 990PF Part IV - Capital Gains and Losses for Tax on Investment Income - Columns e - h

(e) Gross sales price	(f) Depreciation allowed (or allowable)	(g) Cost or other basis plus expense of sale	(h) Gain or (loss) (e) plus (f) minus (g)
31,895		29,094	2,801
8,336		8,900	-564
9,213		9,843	-630
1,574		1,605	-31
18,046		18,425	-379
5,313		5,630	-317
30,666		37,838	-7,172
26,168		25,054	1,114
13,042		16,120	-3,078
23,162		28,628	-5,466

Form 990PF Part IV - Capital Gains and Losses for Tax on Investment Income - Columns i - l

Complete only for assets showing gain in column (h) and owned by the foundation on 12/31/69			(l) Gains (Col (h) gain minus col (k), but not less than -0-) or Losses (from col (h))
(i) F M V as of 12/31/69	(j) Adjusted basis as of 12/31/69	(k) Excess of col (i) over col (j), if any	
			2,801
			-564
			-630
			-31
			-379
			-317
			-7,172
			1,114
			-3,078
			-5,466

Form 990PF Part IV - Capital Gains and Losses for Tax on Investment Income - Columns a - d

(a) List and describe the kind(s) of property sold (e g , real estate, 2-story brick warehouse, or common stock, 200 shs MLC Co)	(b) How acquired P—Purchase D—Donation	(c) Date acquired (mo , day, yr)	(d) Date sold (mo , day, yr)
565 SHS ITAU UNIBANCO HOLDINGS S A ADR	P	2013-10-10	2014-02-20
159 SHS ITAU UNIBANCO HOLDINGS S A ADR	P	2014-01-15	2014-02-20
200 SHS ITAU UNIBANCO HOLDINGS S A ADR	P	2014-01-15	2014-02-20
446 SHS ITAU UNIBANCO HOLDINGS S A ADR	P	2014-01-15	2014-02-20
496 SHS JGC CORP UNSP ADR	P	2013-02-22	2014-02-20
151 SHS JGC CORP UNSP ADR	P	2013-05-09	2014-02-20
125 SHS JGC CORP UNSP ADR	P	2014-01-15	2014-02-20
1417 SHS LOREAL ADR	P	2013-02-22	2014-02-20
167 SHS LOREAL ADR	P	2013-10-15	2014-02-20
613 SHS LVMH MOET-HENNESSY LOUIS VUITTON	P	2013-02-22	2014-02-20

Form 990PF Part IV - Capital Gains and Losses for Tax on Investment Income - Columns e - h

(e) Gross sales price	(f) Depreciation allowed (or allowable)	(g) Cost or other basis plus expense of sale	(h) Gain or (loss) (e) plus (f) minus (g)
7,369		8,334	-965
2,074		2,103	-29
2,609		2,645	-36
5,818		5,898	-80
35,577		26,834	8,743
10,831		9,930	901
8,966		10,015	-1,049
47,596		42,237	5,359
5,609		5,589	20
23,005		21,526	1,479

Form 990PF Part IV - Capital Gains and Losses for Tax on Investment Income - Columns i - l

Complete only for assets showing gain in column (h) and owned by the foundation on 12/31/69			(l) Gains (Col (h) gain minus col (k), but not less than -0-) or Losses (from col (h))
(i) F M V as of 12/31/69	(j) Adjusted basis as of 12/31/69	(k) Excess of col (i) over col (j), if any	
			-965
			-29
			-36
			-80
			8,743
			901
			-1,049
			5,359
			20
			1,479

Form 990PF Part IV - Capital Gains and Losses for Tax on Investment Income - Columns a - d

(a) List and describe the kind(s) of property sold (e g , real estate, 2-story brick warehouse, or common stock, 200 shs MLC Co)	(b) How acquired P—Purchase D—Donation	(c) Date acquired (mo , day, yr)	(d) Date sold (mo , day, yr)
1179 SHS MITSUBISHI ESTATE COSPON ADR	P	2013-09-30	2014-02-20
456 SHS MONOTARO CO LTD UNSPON ADR	P	2013-11-19	2014-02-20
838 SHS MTN GROUP LTD ADR	P	2013-02-22	2014-02-20
544 SHS NESTLE SA SPON ADR	P	2013-02-22	2014-02-20
527 SHS NESTLE SA SPON ADR	P	2013-08-16	2014-02-20
437 SHS NOKIAN RENKAAT OYJ (NOKIA TYRES)	P	2013-02-22	2014-02-20
773 SHS NOKIAN RENKAAT OYJ (NOKIA TYRES)	P	2013-02-22	2014-02-20
227 SHS NOKIAN REINKAAT OYJ (NOKIA TYRES)	P	2013-09-30	2014-02-20
610 SHS NOVO-NORDISK AS ADR	P	2013-06-13	2014-02-20
494 SHS ROCHE HOLDINGS AG SPN ADR	P	2013-02-22	2014-02-20

Form 990PF Part IV - Capital Gains and Losses for Tax on Investment Income - Columns e - h

(e) Gross sales price	(f) Depreciation allowed (or allowable)	(g) Cost or other basis plus expense of sale	(h) Gain or (loss) (e) plus (f) minus (g)
28,744		35,098	-6,354
9,398		10,592	-1,194
15,226		16,984	-1,758
40,100		37,717	2,383
38,847		35,234	3,613
10,134		10,249	-115
17,943		18,129	-186
5,269		5,781	-512
27,157		20,407	6,750
36,859		28,225	8,634

Form 990PF Part IV - Capital Gains and Losses for Tax on Investment Income - Columns i - l

Complete only for assets showing gain in column (h) and owned by the foundation on 12/31/69			(l) Gains (Col (h) gain minus col (k), but not less than -0-) or Losses (from col (h))
(i) F M V as of 12/31/69	(j) Adjusted basis as of 12/31/69	(k) Excess of col (i) over col (j), if any	
			-6,354
			-1,194
			-1,758
			2,383
			3,613
			-115
			-186
			-512
			6,750
			8,634

Form 990PF Part IV - Capital Gains and Losses for Tax on Investment Income - Columns a - d

(a) List and describe the kind(s) of property sold (e g , real estate, 2-story brick warehouse, or common stock, 200 shs MLC Co)	(b) How acquired P—Purchase D—Donation	(c) Date acquired (mo , day, yr)	(d) Date sold (mo , day, yr)
469 SHS ROCHE HOLDINGS AG SPN ADR	P	2013-08-16	2014-02-20
530 SHS SAP AG SPON ADR	P	2013-02-22	2014-02-20
81 SHS SAP AG SPON ADR	P	2013-08-16	2014-02-20
400 SHS SAP AG SPON ADR	P	2013-08-16	2014-02-20
335 SHS SASOL SPON ADR	P	2013-02-22	2014-02-20
327 SHS SCHLUMBERGER LIMITED COM	P	2013-03-18	2014-02-20
73 SHS SCHLUMBERGER LIMITED COM	P	2013-07-25	2014-02-20
42 SHS SCHLUMBERGER LIMITED COM	P	2013-07-25	2014-02-20
94 SHS SCHLUMBERGER LIMITED COM	P	2013-09-30	2014-02-20
2716 SHS SCHNEIDER ELECTRIC UNSPON ADR	P	2013-02-22	2014-02-20

Form 990PF Part IV - Capital Gains and Losses for Tax on Investment Income - Columns e - h

(e) Gross sales price	(f) Depreciation allowed (or allowable)	(g) Cost or other basis plus expense of sale	(h) Gain or (loss) (e) plus (f) minus (g)
34,994		29,972	5,022
42,121		41,728	393
6,437		6,123	314
31,789		30,240	1,549
16,871		14,620	2,251
29,754		24,940	4,814
6,642		6,007	635
3,822		3,456	366
8,553		8,308	245
48,773		42,590	6,183

Form 990PF Part IV - Capital Gains and Losses for Tax on Investment Income - Columns i - l

Complete only for assets showing gain in column (h) and owned by the foundation on 12/31/69			(l) Gains (Col (h) gain minus col (k), but not less than -0-) or Losses (from col (h))
(i) F M V as of 12/31/69	(j) Adjusted basis as of 12/31/69	(k) Excess of col (i) over col (j), if any	
			5,022
			393
			314
			1,549
			2,251
			4,814
			635
			366
			245
			6,183

Form 990PF Part IV - Capital Gains and Losses for Tax on Investment Income - Columns a - d

(a) List and describe the kind(s) of property sold (e g , real estate, 2-story brick warehouse, or common stock, 200 shs MLC Co)	(b) How acquired P—Purchase D—Donation	(c) Date acquired (mo , day, yr)	(d) Date sold (mo , day, yr)
476 SHS SCHNEIDER ELECTRIC UNSPON ADR	P	2014-01-15	2014-02-20
848 SHS SONOVA HOLDING AG UNSP ADR	P	2013-02-22	2014-02-20
868 SHS SVENSKA HANDELSBANKEN ADR	P	2013-02-22	2014-02-20
921 SHS SWATCH GROUP AG ADR	P	2013-02-22	2014-02-20
1214 SHS SYSMEX CORP UNSP ADREA REPR	P	2013-02-22	2014-02-20
164 SHS SYSMEX CORP UNSP ADREA REPR	P	2013-10-15	2014-02-20
2484 SHS TAIWAN SEMICONDUCTOR MANUFACTURING	P	2013-02-22	2014-02-20
439 SHS TAIWAN SEMICONDUCTOR MANUFACTURING	P	2013-06-24	2014-02-20
564 SHS TAIWAN SEMICONDUCTOR MANUFACTURING	P	2013-09-30	2014-02-20
834 SHS TAIWAN SEMICONDUCTOR MANUFACTURING	P	2014-01-15	2014-02-20

Form 990PF Part IV - Capital Gains and Losses for Tax on Investment Income - Columns e - h

(e) Gross sales price	(f) Depreciation allowed (or allowable)	(g) Cost or other basis plus expense of sale	(h) Gain or (loss) (e) plus (f) minus (g)
8,548		8,289	259
23,647		20,310	3,337
21,639		18,685	2,954
30,185		25,740	4,445
33,144		31,481	1,663
4,477		5,310	-833
43,946		46,892	-2,946
7,767		7,449	318
9,978		9,621	357
14,755		14,657	98

Form 990PF Part IV - Capital Gains and Losses for Tax on Investment Income - Columns i - l

Complete only for assets showing gain in column (h) and owned by the foundation on 12/31/69			(l) Gains (Col (h) gain minus col (k), but not less than -0-) or Losses (from col (h))
(i) F M V as of 12/31/69	(j) Adjusted basis as of 12/31/69	(k) Excess of col (i) over col (j), if any	
			259
			3,337
			2,954
			4,445
			1,663
			-833
			-2,946
			318
			357
			98

Form 990PF Part IV - Capital Gains and Losses for Tax on Investment Income - Columns a - d

(a) List and describe the kind(s) of property sold (e g , real estate, 2-story brick warehouse, or common stock, 200 shs MLC Co)	(b) How acquired P—Purchase D—Donation	(c) Date acquired (mo , day, yr)	(d) Date sold (mo , day, yr)
1262 SHS TESCO ADR	P	2013-02-22	2014-02-20
5894 SHS TURKIYE GARANTI BANKASI ADS	P	2013-02-22	2014-02-20
1326 SHS TURKIYE GARANTI BANKASI ADS	P	2013-02-22	2014-02-20
942 SHS TURKIYE GARANTI BANKASI ADS	P	2013-09-17	2014-02-20
3216 SHS UNICHARM CORP SPON ADR	P	2013-02-22	2014-02-20
860 SHS UNICHARM CORP SPON ADR	P	2013-09-17	2014-02-20
401 SHS WPP PLC ADR	P	2013-02-22	2014-02-20
315 SHS WPP PLC ADR	P	2013-08-16	2014-02-20
603 SHS XINYI GLASS HLDGS UNSP ADS	P	2013-02-22	2014-02-20
301 SHS ALLIANZ SE ADR	D	2009-10-27	2014-02-20

Form 990PF Part IV - Capital Gains and Losses for Tax on Investment Income - Columns e - h

(e) Gross sales price	(f) Depreciation allowed (or allowable)	(g) Cost or other basis plus expense of sale	(h) Gain or (loss) (e) plus (f) minus (g)
21,119		21,621	-502
16,934		27,407	-10,473
3,810		6,084	-2,274
2,706		3,776	-1,070
36,372		37,338	-966
9,726		8,939	787
45,497		31,756	13,741
35,739		28,746	6,993
9,901		8,469	1,432
5,343		4,295	1,048

Form 990PF Part IV - Capital Gains and Losses for Tax on Investment Income - Columns i - l

Complete only for assets showing gain in column (h) and owned by the foundation on 12/31/69			(l) Gains (Col (h) gain minus col (k), but not less than -0-) or Losses (from col (h))
(i) F M V as of 12/31/69	(j) Adjusted basis as of 12/31/69	(k) Excess of col (i) over col (j), if any	
			-502
			-10,473
			-2,274
			-1,070
			-966
			787
			13,741
			6,993
			1,432
			1,048

Form 990PF Part IV - Capital Gains and Losses for Tax on Investment Income - Columns a - d

(a) List and describe the kind(s) of property sold (e g , real estate, 2-story brick warehouse, or common stock, 200 shs MLC Co)	(b) How acquired P—Purchase D—Donation	(c) Date acquired (mo , day, yr)	(d) Date sold (mo , day, yr)
530 SHS DBS GROUP HLDGS LTD SPONS ADR	D	2014-02-20	2014-02-20
341 SHS NESTLE SA SPON ADR	D	2014-01-15	2014-01-15
97 SHS NESTLE SA SPON ADR	D	2014-02-20	2014-02-20
96 SHS PETROLEO BRASILEIRO SA	D	2014-01-15	2014-01-15
820 SHS PETROLEO BRASILEIRO SA	P	2014-01-15	2014-01-15
506 SHS UNILEVER PLC ADS	D	2014-02-20	2014-02-20
53 SHS AMREIT INC	P	2013-10-01	2014-08-11
13 SHS AMRETI INC	P	2013-09-30	2014-08-11
134 SHS AMRETI INC	P	2013-09-26	2014-08-11
4964 SHS ARTISAN FDS INC INTL FD	P	2014-02-27	2014-08-11

Form 990PF Part IV - Capital Gains and Losses for Tax on Investment Income - Columns e - h

(e) Gross sales price	(f) Depreciation allowed (or allowable)	(g) Cost or other basis plus expense of sale	(h) Gain or (loss) (e) plus (f) minus (g)
28,076		24,062	4,014
25,032		19,311	5,721
7,150		5,493	1,657
1,230		3,674	-2,444
10,503		14,793	-4,290
20,616		14,967	5,649
1,244		920	324
305		222	83
3,145		2,271	874
151,203		150,657	546

Form 990PF Part IV - Capital Gains and Losses for Tax on Investment Income - Columns i - l

Complete only for assets showing gain in column (h) and owned by the foundation on 12/31/69			(l) Gains (Col (h) gain minus col (k), but not less than -0-) or Losses (from col (h))
(i) F M V as of 12/31/69	(j) Adjusted basis as of 12/31/69	(k) Excess of col (i) over col (j), if any	
			4,014
			5,721
			1,657
			-2,444
			-4,290
			5,649
			324
			83
			874
			546

Form 990PF Part IV - Capital Gains and Losses for Tax on Investment Income - Columns a - d

(a) List and describe the kind(s) of property sold (e g , real estate, 2-story brick warehouse, or common stock, 200 shs MLC Co)	(b) How acquired P—Purchase D—Donation	(c) Date acquired (mo , day, yr)	(d) Date sold (mo , day, yr)
86 SHS ASSOCIATED ESTATES REALTY CORP	P	2013-08-09	2014-08-05
33,259 SHS EATON VANCE FLOATING RATE I	P	2014-05-12	2014-06-30
66 SHS EQUITY LIFESTYLE PPTYS INC	P	2013-11-20	2014-08-11
77 SHS EQUITY ONE INC	P	2013-11-19	2014-08-11
76 SHS GEO GROUP INC	P	2013-11-19	2014-08-11
159 SHS HOSPITALITY PPTYS TR COM SH BEN	P	2013-11-19	2014-08-11
245 SHS HOST MARRIOTT CORP COM	P	2013-11-19	2014-08-11
28 SHS VORNADO REALTY TRUST COM	P	2013-11-19	2014-08-11
158 SHS WEYERHAEUSER CO	P	2013-11-19	2014-08-11
99 SHS ALEXANDRIA REAL ESTATE EQUIITIES INC	P	2011-05-20	2014-08-11

Form 990PF Part IV - Capital Gains and Losses for Tax on Investment Income - Columns e - h

(e) Gross sales price	(f) Depreciation allowed (or allowable)	(g) Cost or other basis plus expense of sale	(h) Gain or (loss) (e) plus (f) minus (g)
1,544		1,308	236
304,320		303,987	333
2,916		2,397	519
1,780		1,770	10
2,873		2,563	310
4,458		4,474	-16
5,311		4,588	723
2,955		2,515	440
5,072		4,686	386
7,697		7,790	-93

Form 990PF Part IV - Capital Gains and Losses for Tax on Investment Income - Columns i - l

Complete only for assets showing gain in column (h) and owned by the foundation on 12/31/69			(l) Gains (Col (h) gain minus col (k), but not less than -0-) or Losses (from col (h))
(i) F M V as of 12/31/69	(j) Adjusted basis as of 12/31/69	(k) Excess of col (i) over col (j), if any	
			236
			333
			519
			10
			310
			-16
			723
			440
			386
			-93

Form 990PF Part IV - Capital Gains and Losses for Tax on Investment Income - Columns a - d

(a) List and describe the kind(s) of property sold (e g , real estate, 2-story brick warehouse, or common stock, 200 shs MLC Co)	(b) How acquired P—Purchase D—Donation	(c) Date acquired (mo , day, yr)	(d) Date sold (mo , day, yr)
56 SHS APARTMENT INVT & MGMT CO CL A	P	2013-08-09	2014-08-11
94 SHS APARTMENT INVT & MGMT CO CL A	P	2012-10-25	2014-08-11
878 SHS ASSOCIATED ESTATES REALTY CORP	P	2011-05-20	2014-08-04
121 SHS ASSOCIATED ESTATES REALTY CORP	P	2012-08-30	2014-08-04
96 SHS ASSOCIATED ESTATES REALTY CORP	P	2012-08-30	2014-08-05
64 SHS ASSOCIATED ESTATES REALTY CORP	P	2012-06-28	2014-08-05
70 SHS ASSOCIATED ESTATES REALTY CORP	P	2012-06-28	2014-08-06
66 SHS ASSOCIATED ESTATES REALTY CORP	P	2012-06-28	2014-08-07
92 SHS ASSOCIATED ESTATES REALTY CORP	P	2012-06-28	2014-08-08
24 SHS AVALONBAY CMNTYS INC COM	P	2012-08-30	2014-08-11

Form 990PF Part IV - Capital Gains and Losses for Tax on Investment Income - Columns e - h

(e) Gross sales price	(f) Depreciation allowed (or allowable)	(g) Cost or other basis plus expense of sale	(h) Gain or (loss) (e) plus (f) minus (g)
1,869		1,639	230
3,137		2,503	634
15,756		14,173	1,583
2,171		1,826	345
1,723		1,449	274
1,149		938	211
1,243		1,026	217
1,175		968	207
1,642		1,349	293
3,615		3,415	200

Form 990PF Part IV - Capital Gains and Losses for Tax on Investment Income - Columns i - l

Complete only for assets showing gain in column (h) and owned by the foundation on 12/31/69			(l) Gains (Col (h) gain minus col (k), but not less than -0-) or Losses (from col (h))
(i) F M V as of 12/31/69	(j) Adjusted basis as of 12/31/69	(k) Excess of col (i) over col (j), if any	
			230
			634
			1,583
			345
			274
			211
			217
			207
			293
			200

Form 990PF Part IV - Capital Gains and Losses for Tax on Investment Income - Columns a - d

(a) List and describe the kind(s) of property sold (e g , real estate, 2-story brick warehouse, or common stock, 200 shs MLC Co)	(b) How acquired P—Purchase D—Donation	(c) Date acquired (mo , day, yr)	(d) Date sold (mo , day, yr)
15 SHS AVALONBAY CMNTYS INC COM	P	2012-06-28	2014-08-11
47 SHS BOSTON PPTYS INC COM	P	2012-08-30	2014-08-11
3 SHS BOSTON PPTYS INC COM	P	2011-05-20	2014-08-11
115 SHS BRANDYWINE RLTY TR	P	2013-08-09	2014-08-11
224 SHS BRANDYWINE RLTY TR	P	2012-08-30	2014-08-11
47 SHS CAMDEN PPTY TR COM	P	2012-08-30	2014-08-11
70 SHS CBL & ASSOC PPTYS INC COM	P	2013-08-09	2014-08-11
137 SHS CBL & ASSOC PPTYS INC COM	P	2012-08-30	2014-08-11
75 SHS CBL & ASSOC PPTYS INC COM	P	2012-08-30	2014-04-21
52 SHS CBL & ASSOC PPTYS INC COM	P	2011-05-20	2014-04-21

Form 990PF Part IV - Capital Gains and Losses for Tax on Investment Income - Columns e - h

(e) Gross sales price	(f) Depreciation allowed (or allowable)	(g) Cost or other basis plus expense of sale	(h) Gain or (loss) (e) plus (f) minus (g)
2,259		2,041	218
5,675		5,232	443
362		316	46
1,793		1,584	209
3,493		2,685	808
3,444		3,279	165
1,320		1,521	-201
2,583		2,914	-331
1,872		1,920	-48
1,298		1,296	2

Form 990PF Part IV - Capital Gains and Losses for Tax on Investment Income - Columns i - l

Complete only for assets showing gain in column (h) and owned by the foundation on 12/31/69			(l) Gains (Col (h) gain minus col (k), but not less than -0-) or Losses (from col (h))
(i) F M V as of 12/31/69	(j) Adjusted basis as of 12/31/69	(k) Excess of col (i) over col (j), if any	
			218
			443
			46
			209
			808
			165
			-201
			-331
			-48
			2

Form 990PF Part IV - Capital Gains and Losses for Tax on Investment Income - Columns a - d

(a) List and describe the kind(s) of property sold (e g , real estate, 2-story brick warehouse, or common stock, 200 shs MLC Co)	(b) How acquired P—Purchase D—Donation	(c) Date acquired (mo , day, yr)	(d) Date sold (mo , day, yr)
237 SHS CBL & ASSOC PPTYS INC COM	P	2011-05-20	2014-04-22
39 SHS CBL & ASSOC PPTYS INC COM	P	2011-12-28	2014-04-22
52 SHS DIGITAL RLTY TR INC	P	2012-08-30	2014-08-11
181 SHS DOUGLAS EMMETT INC	P	2012-08-30	2014-08-11
52 SHS EAST GROUP PPTYS INC SH BEN INT	P	2012-08-30	2014-08-11
548 SHS EATON VANCE FLOATING RATE I	P	2013-02-27	2014-04-22
3286 SHS EATON VANCE FLOATING RATE I	P	2013-02-27	2014-04-23
2851 SHS EATON VANCE FLOATING RATE I	P	2013-02-27	2014-04-28
2851 SHS EATON VANCE FLOATING RATE I	P	2013-02-27	2014-05-22
548 SHS EATON VANCE FLOATING RATE I	P	2013-02-27	2014-05-22

Form 990PF Part IV - Capital Gains and Losses for Tax on Investment Income - Columns e - h

(e) Gross sales price	(f) Depreciation allowed (or allowable)	(g) Cost or other basis plus expense of sale	(h) Gain or (loss) (e) plus (f) minus (g)
5,916		5,905	11
973		898	75
3,376		3,863	-487
5,064		4,094	970
3,282		2,733	549
5,003		5,020	-17
30,001		30,100	-99
26,001		26,115	-114
26,058		26,172	-114
5,009		5,025	-16

Form 990PF Part IV - Capital Gains and Losses for Tax on Investment Income - Columns i - l

Complete only for assets showing gain in column (h) and owned by the foundation on 12/31/69			(l) Gains (Col (h) gain minus col (k), but not less than -0-) or Losses (from col (h))
(i) F M V as of 12/31/69	(j) Adjusted basis as of 12/31/69	(k) Excess of col (i) over col (j), if any	
			11
			75
			-487
			970
			549
			-17
			-99
			-114
			-114
			-16

Form 990PF Part IV - Capital Gains and Losses for Tax on Investment Income - Columns a - d

(a) List and describe the kind(s) of property sold (e g , real estate, 2-story brick warehouse, or common stock, 200 shs MLC Co)	(b) How acquired P—Purchase D—Donation	(c) Date acquired (mo , day, yr)	(d) Date sold (mo , day, yr)
2071 SHS EATON VANCE FLOATING RATE I	P	2013-02-27	2014-05-22
2851 SHS EATON VANCE FLOATING RATE I	P	2013-02-27	2014-06-30
1215 SHS EATON VANCE FLOATING RATE I	P	2013-02-27	2014-06-30
548 SHS EATON VANCE FLOATING RATE I	P	2013-02-27	2014-06-30
2071 SHS EATON VANCE FLOATING RATE I	P	2013-02-27	2014-06-30
51,313 SHS EATON VANCE FLOATING RATE I	P	2013-02-27	2014-06-30
81 SHS EPR PPTYS	P	2011-05-20	2014-08-11
20 SHS ESSEX PPTY TR INC	P	2012-08-30	2014-08-11
12 SHS ESSEX PPTY TR INC	P	2011-12-28	2014-08-11
44 SHS FEDERAL REALTY INVS TRUST	P	2012-08-30	2014-08-11

Form 990PF Part IV - Capital Gains and Losses for Tax on Investment Income - Columns e - h

(e) Gross sales price	(f) Depreciation allowed (or allowable)	(g) Cost or other basis plus expense of sale	(h) Gain or (loss) (e) plus (f) minus (g)
18,929		18,991	-62
26,087		26,172	-85
11,117		11,142	-25
5,014		5,025	-11
18,950		18,991	-41
469,514		470,027	-513
4,448		3,729	719
3,764		3,032	732
2,259		1,696	563
5,387		4,727	660

Form 990PF Part IV - Capital Gains and Losses for Tax on Investment Income - Columns i - l

Complete only for assets showing gain in column (h) and owned by the foundation on 12/31/69			(l) Gains (Col (h) gain minus col (k), but not less than -0-) or Losses (from col (h))
(i) F M V as of 12/31/69	(j) Adjusted basis as of 12/31/69	(k) Excess of col (i) over col (j), if any	
			-62
			-85
			-25
			-11
			-41
			-513
			719
			732
			563
			660

Form 990PF Part IV - Capital Gains and Losses for Tax on Investment Income - Columns a - d

(a) List and describe the kind(s) of property sold (e g , real estate, 2-story brick warehouse, or common stock, 200 shs MLC Co)	(b) How acquired P—Purchase D—Donation	(c) Date acquired (mo , day, yr)	(d) Date sold (mo , day, yr)
5 SHS FEDERAL REALTY INVS TRUST	P	2011-12-28	2014-08-11
60 SHS HCP INC	P	2012-08-30	2014-08-11
65 SHS HEALTH CARE REIT INC COM	P	2012-08-30	2014-08-11
81 SHS HOSPITALITY PPTYS TR COM SH BEN	P	2013-08-09	2014-08-11
113 SHS HOST MARRIOTT CORP COM	P	2013-08-09	2014-08-11
150 SHS LEXINGTON CORPORATE PROPERTIES	P	2013-08-09	2014-08-11
273 SHS LEXINGTON CORPORATE PROPERTIES	P	2012-08-30	2014-08-11
58 SHS LTC PPTYS INC	P	2012-08-30	2014-08-11
149 SHS MONMOUTH REAL ESTATE INVT CORP	P	2012-08-30	2014-08-11
99 SHS NATIONAL RETAIL PPTYS INC	P	2012-08-30	2014-08-11

Form 990PF Part IV - Capital Gains and Losses for Tax on Investment Income - Columns e - h

(e) Gross sales price	(f) Depreciation allowed (or allowable)	(g) Cost or other basis plus expense of sale	(h) Gain or (loss) (e) plus (f) minus (g)
612		458	154
2,457		2,684	-227
4,111		3,581	530
2,271		2,383	-112
2,450		2,006	444
1,616		1,848	-232
2,942		2,396	546
2,268		1,913	355
1,564		1,534	30
3,596		2,994	602

Form 990PF Part IV - Capital Gains and Losses for Tax on Investment Income - Columns i - l

Complete only for assets showing gain in column (h) and owned by the foundation on 12/31/69			(l) Gains (Col (h) gain minus col (k), but not less than -0-) or Losses (from col (h))
(i) F M V as of 12/31/69	(j) Adjusted basis as of 12/31/69	(k) Excess of col (i) over col (j), if any	
			154
			-227
			530
			-112
			444
			-232
			546
			355
			30
			602

Form 990PF Part IV - Capital Gains and Losses for Tax on Investment Income - Columns a - d

(a) List and describe the kind(s) of property sold (e g , real estate, 2-story brick warehouse, or common stock, 200 shs MLC Co)	(b) How acquired P—Purchase D—Donation	(c) Date acquired (mo , day, yr)	(d) Date sold (mo , day, yr)
31 SHS NATIONAL RETAIL PPTYS INC	P	2012-06-28	2014-08-11
49 SHS PUBLIC STORAGE INC COM	P	2013-08-09	2014-08-11
16 SHS PUBLIC STORAGE INC COM	P	2012-08-30	2014-08-11
81 SHS REALTY INCOME CORP COM	P	2012-08-30	2014-08-11
60 SHS SENIOR HSG PPTYS TR SH BEN INT	P	2013-08-09	2014-08-11
110 SHS SENIOR HSG PPTYS TR SH BEN INC	P	2011-12-28	2014-08-11
82 SHS SIMON PROPERTY GROUP INC NEW	P	2011-05-20	2014-08-11
149 SHS TANGER FACTORY OUTLET CTRS INC	P	2012-08-30	2014-08-11
8 SHS TANGER FACTORY OUTLET CTRS INC	P	2011-12-28	2014-08-11
46 SHS VENTAS INC COM	P	2012-08-30	2014-08-11

Form 990PF Part IV - Capital Gains and Losses for Tax on Investment Income - Columns e - h

(e) Gross sales price	(f) Depreciation allowed (or allowable)	(g) Cost or other basis plus expense of sale	(h) Gain or (loss) (e) plus (f) minus (g)
1,126		832	294
8,503		8,001	502
2,777		2,294	483
3,531		3,288	243
1,360		1,457	-97
2,494		2,341	153
13,758		8,892	4,866
5,130		4,963	167
275		234	41
2,924		2,985	-61

Form 990PF Part IV - Capital Gains and Losses for Tax on Investment Income - Columns i - l

Complete only for assets showing gain in column (h) and owned by the foundation on 12/31/69			(l) Gains (Col (h) gain minus col (k), but not less than -0-) or Losses (from col (h))
(i) F M V as of 12/31/69	(j) Adjusted basis as of 12/31/69	(k) Excess of col (i) over col (j), if any	
			294
			502
			483
			243
			-97
			153
			4,866
			167
			41
			-61

Form 990PF Part IV - Capital Gains and Losses for Tax on Investment Income - Columns a - d

(a) List and describe the kind(s) of property sold (e g , real estate, 2-story brick warehouse, or common stock, 200 shs MLC Co)	(b) How acquired P—Purchase D—Donation	(c) Date acquired (mo , day, yr)	(d) Date sold (mo , day, yr)
54 SHS WEINGARTEN RLTY INV COM	P	2013-08-09	2014-08-11
99 SHS WEINGARTEN RLTY INV COM	P	2012-08-30	2014-08-11
SATYAM COMPUTER SERVICE LTD CLASS ACTION	P		2014-04-30
SECURITIES LITIGATION CITIGROUP NET SETTLEMENT	P		2014-08-06
2,127 755 SHS JPM EMG MKT DEBT FD	P	2014-01-01	2014-01-07
3,151 368 SHS JPM FLOAT RATE INC FD	P	2014-01-01	2014-03-26
1,353 146 SHS JPM FLOAT RATE INC FD	P	2014-01-01	2014-11-19
898 068 SHS JPM MTGE BACKED SEC FD	P	2014-01-01	2014-01-07
500,000 SHS GENERAL ELECTRIC CORP	P	2012-06-08	2014-01-07
50,928 605 SHS JPM EMG MKT DEBT FD	P	2013-01-01	2014-01-07

Form 990PF Part IV - Capital Gains and Losses for Tax on Investment Income - Columns e - h

(e) Gross sales price	(f) Depreciation allowed (or allowable)	(g) Cost or other basis plus expense of sale	(h) Gain or (loss) (e) plus (f) minus (g)
1,782		1,694	88
3,267		2,767	500
951			951
194			194
17,214		17,388	-174
31,955		31,773	182
13,450		13,584	-134
10,094		10,166	-72
563,099		516,349	46,750
412,012		426,059	-14,047

Form 990PF Part IV - Capital Gains and Losses for Tax on Investment Income - Columns i - l

Complete only for assets showing gain in column (h) and owned by the foundation on 12/31/69			(l) Gains (Col (h) gain minus col (k), but not less than -0-) or Losses (from col (h))
(i) F M V as of 12/31/69	(j) Adjusted basis as of 12/31/69	(k) Excess of col (i) over col (j), if any	
			88
			500
			951
			194
			-174
			182
			-134
			-72
			46,750
			-14,047

Form 990PF Part IV - Capital Gains and Losses for Tax on Investment Income - Columns a - d

(a) List and describe the kind(s) of property sold (e g , real estate, 2-story brick warehouse, or common stock, 200 shs MLC Co)	(b) How acquired P—Purchase D—Donation	(c) Date acquired (mo , day, yr)	(d) Date sold (mo , day, yr)
21,503 464 SHS JPM FLOAT RATE INC FD	P	2013-01-01	2014-03-26
49,538 476 SHS JPM FLOAT RATE INC FD	P	2013-01-01	2014-11-19
35,710 219 SHS JPM MTGE BACKED SEC FD	P	2013-01-01	2014-01-07
3,000 SHS ADT CORP	P	2014-01-07	2014-03-31
20,000 SHS ALCOA INC	P	2014-01-01	2014-12-08
10,000 SHS CCO HLDGS LLC	P	2004-01-01	2014-03-31
5,000 SHS CENTURYLINK INC	P	2014-03-20	2014-03-31
2,000 SHS CLEAR CHANNEL WORLDWIDE	P	2014-03-10	2014-03-31
3,000 SHS CROWN CASTLE INTL CORP	P	2014-02-10	2014-03-31
6,000 SHS LIFEPOINT HOSPITALS INC	P	2014-09-03	2014-11-10

Form 990PF Part IV - Capital Gains and Losses for Tax on Investment Income - Columns e - h

(e) Gross sales price	(f) Depreciation allowed (or allowable)	(g) Cost or other basis plus expense of sale	(h) Gain or (loss) (e) plus (f) minus (g)
218,045		211,751	6,294
492,412		486,408	6,004
401,383		412,450	-11,067
2,687		2,689	-2
21,650		21,060	590
10,688		10,722	-34
5,126		5,100	26
2,146		2,124	22
3,062		3,015	47
6,390		6,409	-19

Form 990PF Part IV - Capital Gains and Losses for Tax on Investment Income - Columns i - l

Complete only for assets showing gain in column (h) and owned by the foundation on 12/31/69			(l) Gains (Col (h) gain minus col (k), but not less than -0-) or Losses (from col (h))
(i) F M V as of 12/31/69	(j) Adjusted basis as of 12/31/69	(k) Excess of col (i) over col (j), if any	
			6,294
			6,004
			-11,067
			-2
			590
			-34
			26
			22
			47
			-19

Form 990PF Part IV - Capital Gains and Losses for Tax on Investment Income - Columns a - d

(a) List and describe the kind(s) of property sold (e g , real estate, 2-story brick warehouse, or common stock, 200 shs MLC Co)	(b) How acquired P—Purchase D—Donation	(c) Date acquired (mo , day, yr)	(d) Date sold (mo , day, yr)
5,000 SHS LIFEPOINT HOSPITALS INC	P	2014-09-03	2014-11-12
11,000 SHS PEABODY ENERGY CORP	P	2014-06-02	2014-10-31
3,000 SHS SESI LLC	P	2014-03-20	2014-03-31
9,000 SHS T-MOBILE USA INC	P	2014-03-19	2014-03-31
6,000 SHS ACCESS MIDSTREAM PARTNER	P	2014-01-01	2014-03-31
5,000 SHS ALLIANT TECHSYSTEMS INC	P	2013-07-11	2014-03-31
3,000 SHS AMKOR TECHNOLOGIES INC	P	2013-04-05	2014-03-31
2,000 SHS BALL CORP	P	2013-04-17	2014-01-21
4,000 SHS BE AEROSPACE INC	P	2013-11-04	2014-03-31
2,000 SHS CENTURYLINK INC	P	2013-09-20	2014-01-21

Form 990PF Part IV - Capital Gains and Losses for Tax on Investment Income - Columns e - h

(e) Gross sales price	(f) Depreciation allowed (or allowable)	(g) Cost or other basis plus expense of sale	(h) Gain or (loss) (e) plus (f) minus (g)
5,313		5,341	-28
10,395		10,973	-578
3,358		3,359	-1
9,653		9,644	9
6,038		5,888	150
5,439		5,363	76
3,212		3,023	189
2,182		2,213	-31
4,105		4,105	0
2,005		1,955	50

Form 990PF Part IV - Capital Gains and Losses for Tax on Investment Income - Columns i - l

Complete only for assets showing gain in column (h) and owned by the foundation on 12/31/69			(l) Gains (Col (h) gain minus col (k), but not less than -0-) or Losses (from col (h))
(i) F M V as of 12/31/69	(j) Adjusted basis as of 12/31/69	(k) Excess of col (i) over col (j), if any	
			-28
			-578
			-1
			9
			150
			76
			189
			-31
			0
			50

Form 990PF Part IV - Capital Gains and Losses for Tax on Investment Income - Columns a - d

(a) List and describe the kind(s) of property sold (e g , real estate, 2-story brick warehouse, or common stock, 200 shs MLC Co)	(b) How acquired P—Purchase D—Donation	(c) Date acquired (mo , day, yr)	(d) Date sold (mo , day, yr)
5,000 SHS CINEMARK USA INC	P	2013-07-11	2014-01-21
5,000 SHS CINEMARK USA INC	P	2013-07-11	2014-03-31
5,000 SHS COMMERICAL METALS CO	P	2013-02-26	2014-01-21
5,000 SHS COMMERICAL METALS CO	P	2014-01-01	2014-03-31
5,000 SHS CONCHO RESOURCES INC	P	2013-07-18	2014-03-31
9,000 SHS CONSTELLATIONS BRANDS INC	P	2014-01-01	2014-03-31
5,000 SHS CONTINENTAL RESOURCES	P	2013-11-18	2014-01-21
5,000 SHS CONTINENTAL RESOURCES	P	2013-11-18	2014-03-31
6,000 SHS DAVITA INC	P	2013-12-16	2014-01-21
6,000 SHS FELCOR LODGING LP	P	2014-01-01	2014-03-31

Form 990PF Part IV - Capital Gains and Losses for Tax on Investment Income - Columns e - h

(e) Gross sales price	(f) Depreciation allowed (or allowable)	(g) Cost or other basis plus expense of sale	(h) Gain or (loss) (e) plus (f) minus (g)
4,919		4,831	88
5,002		4,831	171
5,604		5,463	141
5,703		5,500	203
5,549		5,548	1
9,960		9,740	220
5,164		5,144	20
5,251		5,144	107
6,465		6,458	7
6,450		6,436	14

Form 990PF Part IV - Capital Gains and Losses for Tax on Investment Income - Columns i - l

Complete only for assets showing gain in column (h) and owned by the foundation on 12/31/69			(l) Gains (Col (h) gain minus col (k), but not less than -0-) or Losses (from col (h))
(i) F M V as of 12/31/69	(j) Adjusted basis as of 12/31/69	(k) Excess of col (i) over col (j), if any	
			88
			171
			141
			203
			1
			220
			20
			107
			7
			14

Form 990PF Part IV - Capital Gains and Losses for Tax on Investment Income - Columns a - d

(a) List and describe the kind(s) of property sold (e g , real estate, 2-story brick warehouse, or common stock, 200 shs MLC Co)	(b) How acquired P—Purchase D—Donation	(c) Date acquired (mo , day, yr)	(d) Date sold (mo , day, yr)
4,000 SHS FLEXTRONICS INTL LTD	P	2013-10-21	2014-03-31
10,000 SHS GMAC	P	2013-01-31	2014-01-21
5,000 SHS GRAPHIC PACKAGING INTL	P	2013-06-05	2014-03-31
3,000 SHS HOLOGIC INC	P	2013-05-09	2014-03-31
10,000 SHS JARDEN CORP	P	2013-06-05	2014-01-21
2,000 SHS JARDEN CORP	P	2013-06-05	2014-04-01
8,000 SHS JARDEN CORP	P	2013-06-06	2014-03-31
5,000 SHS LAMAR MEDIA CORP	P	2013-01-29	2014-01-21
5,000 SHS MGM RESORTS INTL	P	2013-09-17	2014-01-21
4,000 SHS NATIONSTAR MORT/CAP CORP	P	2014-01-01	2014-03-06

Form 990PF Part IV - Capital Gains and Losses for Tax on Investment Income - Columns e - h

(e) Gross sales price	(f) Depreciation allowed (or allowable)	(g) Cost or other basis plus expense of sale	(h) Gain or (loss) (e) plus (f) minus (g)
4,052		4,015	37
12,275		12,663	-388
4,988		4,988	0
3,184		3,289	-105
11,602		11,300	302
2,303		2,260	43
8,600		8,580	20
5,219		5,550	-331
6,463		6,375	88
3,780		3,895	-115

Form 990PF Part IV - Capital Gains and Losses for Tax on Investment Income - Columns i - l

Complete only for assets showing gain in column (h) and owned by the foundation on 12/31/69			(l) Gains (Col (h) gain minus col (k), but not less than -0-) or Losses (from col (h))
(i) F M V as of 12/31/69	(j) Adjusted basis as of 12/31/69	(k) Excess of col (i) over col (j), if any	
			37
			-388
			0
			-105
			302
			43
			20
			-331
			88
			-115

Form 990PF Part IV - Capital Gains and Losses for Tax on Investment Income - Columns a - d

(a) List and describe the kind(s) of property sold (e g , real estate, 2-story brick warehouse, or common stock, 200 shs MLC Co)	(b) How acquired P—Purchase D—Donation	(c) Date acquired (mo , day, yr)	(d) Date sold (mo , day, yr)
6,000 SHS NATIONSTAR MORT/CAP CORP	P	2013-07-02	2014-03-07
5,000 SHS NATIONSTAR MORT/CAP CORP	P	2013-07-30	2014-03-06
3,000 SHS NOKIA CORP	P	2013-06-17	2014-03-31
15,000 SHS OMNICARE INC	P	2013-01-01	2014-01-21
2,000 SHS QWEST CORPORATION	P	2013-05-23	2014-03-31
2,000 SHS REGAL CINEMAS CORP	P	2013-02-13	2014-01-21
2,000 SHS SALLY HOLDINGS/SALLY CAP	P	2013-07-22	2014-01-21
3,000 SHS SALLY HOLDINGS/SALLY CAP	P	2013-07-22	2014-03-31
5,000 SHS SEAGATE HDD CAYMAN	P	2013-04-22	2014-01-21
5,000 SHS SEAGATE HDD CAYMAN	P	2014-01-01	2014-03-31

Form 990PF Part IV - Capital Gains and Losses for Tax on Investment Income - Columns e - h

(e) Gross sales price	(f) Depreciation allowed (or allowable)	(g) Cost or other basis plus expense of sale	(h) Gain or (loss) (e) plus (f) minus (g)
5,670		5,805	-135
4,675		4,968	-293
3,155		2,948	207
16,659		16,863	-204
2,303		2,355	-52
2,148		2,225	-77
2,058		2,095	-37
3,173		3,143	30
5,444		5,438	6
5,438		5,438	0

Form 990PF Part IV - Capital Gains and Losses for Tax on Investment Income - Columns i - l

Complete only for assets showing gain in column (h) and owned by the foundation on 12/31/69			(l) Gains (Col (h) gain minus col (k), but not less than -0-) or Losses (from col (h))
(i) F M V as of 12/31/69	(j) Adjusted basis as of 12/31/69	(k) Excess of col (i) over col (j), if any	
			-135
			-293
			207
			-204
			-52
			-77
			-37
			30
			6
			0

Form 990PF Part IV - Capital Gains and Losses for Tax on Investment Income - Columns a - d

(a) List and describe the kind(s) of property sold (e g , real estate, 2-story brick warehouse, or common stock, 200 shs MLC Co)	(b) How acquired P—Purchase D—Donation	(c) Date acquired (mo , day, yr)	(d) Date sold (mo , day, yr)
5,000 SHS STARZ LLC/STARZ FIN CORP	P	2013-04-18	2014-01-21
5,000 SHS STARZ LLC/STARZ FIN CORP	P	2013-04-18	2014-03-31
7,000 SHS WPX ENERGY INC	P	2013-11-09	2014-03-31
4,000 SHS ZAYO GROUP LLC/ZAYO CAP	P	2014-01-01	2014-03-31
5,000 SHS AES CORPORATION	P	2012-06-26	2014-01-21
8,000 SHS AES CORPORATION	P	2012-06-26	2014-03-31
6,000 SHS AES CORPORATION	P	2013-01-01	2014-12-12
15,000 SHS ALLBRITTON COMMUNICATION	P	2012-04-03	2014-01-21
3,000 SHS ALLBRITTON COMMUNICATION	P	2012-04-03	2014-03-31
12,000 SHS ALLBRITTON COMMUNICATION	P	2013-01-01	2014-07-31

Form 990PF Part IV - Capital Gains and Losses for Tax on Investment Income - Columns e - h

(e) Gross sales price	(f) Depreciation allowed (or allowable)	(g) Cost or other basis plus expense of sale	(h) Gain or (loss) (e) plus (f) minus (g)
5,150		5,219	-69
5,183		5,219	-36
7,159		7,158	1
4,411		4,503	-92
5,900		5,675	225
9,480		9,080	400
6,675		6,800	-125
15,872		16,088	-216
3,146		3,218	-72
12,560		12,633	-73

Form 990PF Part IV - Capital Gains and Losses for Tax on Investment Income - Columns i - l

Complete only for assets showing gain in column (h) and owned by the foundation on 12/31/69			(l) Gains (Col (h) gain minus col (k), but not less than -0-) or Losses (from col (h))
(i) F M V as of 12/31/69	(j) Adjusted basis as of 12/31/69	(k) Excess of col (i) over col (j), if any	
			-69
			-36
			1
			-92
			225
			400
			-125
			-216
			-72
			-73

Form 990PF Part IV - Capital Gains and Losses for Tax on Investment Income - Columns a - d

(a) List and describe the kind(s) of property sold (e g , real estate, 2-story brick warehouse, or common stock, 200 shs MLC Co)	(b) How acquired P—Purchase D—Donation	(c) Date acquired (mo , day, yr)	(d) Date sold (mo , day, yr)
5,000 SHS AMC NETWORKS INC	P	2013-01-14	2014-01-21
5,000 SHS AMC NETWORKS INC	P	2013-01-24	2014-03-31
5,000 SHS AMERICAN INTL GROUP	P	2012-06-25	2014-01-21
5,000 SHS AMERICAN INTL GROUP	P	2012-06-25	2014-03-31
18,000 SHS AMERICAN INTL GROUP	P	2012-04-03	2014-07-15
5,000 SHS AMERIGAS PART FIN CORP	P	2012-04-04	2014-01-21
8,000 SHS AMERIGAS PART FIN CORP	P	2012-04-04	2014-03-31
10,000 SHS ARCELORMITTAL	P	2012-11-14	2014-03-31
5,000 SHS BALL CORP	P	2012-04-02	2014-01-21
5,000 SHS BALL CORP	P	2012-04-02	2014-03-31

Form 990PF Part IV - Capital Gains and Losses for Tax on Investment Income - Columns e - h

(e) Gross sales price	(f) Depreciation allowed (or allowable)	(g) Cost or other basis plus expense of sale	(h) Gain or (loss) (e) plus (f) minus (g)
5,651		5,750	-99
4,965		5,075	-110
6,133		5,363	770
6,578		5,363	1,215
25,083		19,103	5,980
5,376		5,100	276
8,560		8,160	400
12,670		11,538	1,132
5,455		5,525	-70
5,417		5,525	-108

Form 990PF Part IV - Capital Gains and Losses for Tax on Investment Income - Columns i - l

Complete only for assets showing gain in column (h) and owned by the foundation on 12/31/69			(l) Gains (Col (h) gain minus col (k), but not less than -0-) or Losses (from col (h))
(i) F M V as of 12/31/69	(j) Adjusted basis as of 12/31/69	(k) Excess of col (i) over col (j), if any	
			-99
			-110
			770
			1,215
			5,980
			276
			400
			1,132
			-70
			-108

Form 990PF Part IV - Capital Gains and Losses for Tax on Investment Income - Columns a - d

(a) List and describe the kind(s) of property sold (e g , real estate, 2-story brick warehouse, or common stock, 200 shs MLC Co)	(b) How acquired P—Purchase D—Donation	(c) Date acquired (mo , day, yr)	(d) Date sold (mo , day, yr)
20,000 SHS BALL CORP	P	2012-04-02	2014-11-06
10,000 SHS BANK OF AMERICA CORP	P	2012-06-27	2014-01-21
10,000 SHS BANK OF AMERICA CORP	P	2012-04-02	2014-03-31
5,000 SHS BANK OF AMERICA CORP	P	2012-04-02	2014-08-26
5,000 SHS BANK OF AMERICA CORP	P	2012-04-02	2014-08-26
4,000 SHS BE AEROSPACE INC	P	2012-07-16	2014-01-21
1,000 SHS BE AEROSPACE INC	P	2012-07-16	2014-03-31
20,000 SHS BE AEROSPACE INC	P	2012-04-03	2014-12-17
5,000 SHS CABLEVISION SYSTEMS CORP	P	2012-09-17	2014-01-21
10,000 SHS CABLEVISION SYSTEMS CORP	P	2012-09-17	2014-03-31

Form 990PF Part IV - Capital Gains and Losses for Tax on Investment Income - Columns e - h

(e) Gross sales price	(f) Depreciation allowed (or allowable)	(g) Cost or other basis plus expense of sale	(h) Gain or (loss) (e) plus (f) minus (g)
21,000		22,100	-1,100
10,628		10,097	531
10,582		10,086	496
5,238		5,043	195
5,238		5,043	195
4,035		4,160	-125
1,026		1,040	-14
22,419		20,250	2,169
5,625		5,656	-31
11,700		11,313	387

Form 990PF Part IV - Capital Gains and Losses for Tax on Investment Income - Columns i - l

Complete only for assets showing gain in column (h) and owned by the foundation on 12/31/69			(l) Gains (Col (h) gain minus col (k), but not less than -0-) or Losses (from col (h))
(i) F M V as of 12/31/69	(j) Adjusted basis as of 12/31/69	(k) Excess of col (i) over col (j), if any	
			-1,100
			531
			496
			195
			195
			-125
			-14
			2,169
			-31
			387

Form 990PF Part IV - Capital Gains and Losses for Tax on Investment Income - Columns a - d

(a) List and describe the kind(s) of property sold (e g , real estate, 2-story brick warehouse, or common stock, 200 shs MLC Co)	(b) How acquired P—Purchase D—Donation	(c) Date acquired (mo , day, yr)	(d) Date sold (mo , day, yr)
5,000 SHS CB STEEL DYNAMICS INC	P	2012-04-04	2014-01-21
15,000 SHS CB STEEL DYNAMICS INC	P	2003-01-01	2014-12-05
5,000 SHS CCO HLDGS LLC/CAP CORP	P	2012-06-25	2014-01-21
3,000 SHS CELANESE US HOLDINGS LLC	P	2013-02-13	2014-03-31
2,000 SHS CF INDUSTRIES INC	P	2012-04-03	2014-01-21
4,000 SHS CF INDUSTRIES INC	P	2012-04-03	2014-03-31
5,000 SHS CHESAPEAKE ENERGY CORP	P	2012-04-04	2014-01-21
5,000 SHS CHESAPEAKE ENERGY CORP	P	2012-04-04	2014-03-31
6,000 SHS CHESAPEAKE ENERGY CORP	P	2012-06-06	2014-01-21
10,000 SHS CIT GROUP INC	P	2012-04-02	2014-03-31

Form 990PF Part IV - Capital Gains and Losses for Tax on Investment Income - Columns e - h

(e) Gross sales price	(f) Depreciation allowed (or allowable)	(g) Cost or other basis plus expense of sale	(h) Gain or (loss) (e) plus (f) minus (g)
5,470		5,525	-55
15,694		16,388	-694
5,219		5,294	-75
2,971		3,068	-97
2,365		2,375	-10
4,783		4,750	33
5,650		5,325	325
5,613		5,325	288
6,421		5,895	526
10,750		10,275	475

Form 990PF Part IV - Capital Gains and Losses for Tax on Investment Income - Columns i - l

Complete only for assets showing gain in column (h) and owned by the foundation on 12/31/69			(l) Gains (Col (h) gain minus col (k), but not less than -0-) or Losses (from col (h))
(i) F M V as of 12/31/69	(j) Adjusted basis as of 12/31/69	(k) Excess of col (i) over col (j), if any	
			-55
			-694
			-75
			-97
			-10
			33
			325
			288
			526
			475

Form 990PF Part IV - Capital Gains and Losses for Tax on Investment Income - Columns a - d

(a) List and describe the kind(s) of property sold (e g , real estate, 2-story brick warehouse, or common stock, 200 shs MLC Co)	(b) How acquired P—Purchase D—Donation	(c) Date acquired (mo , day, yr)	(d) Date sold (mo , day, yr)
15,000 SHS CLEARWATER PAPER CORP	P	2003-01-01	2014-08-28
3,000 SHS COMMERCIAL METALS CO	P	2013-06-20	2014-12-05
6,000 SHS COMMERCIAL METALS CO	P	2013-01-01	2014-12-08
5,000 SHS CONSOL ENERGY INC	P	2012-04-02	2014-01-21
5,000 SHS CONSOL ENERGY INC	P	2012-04-02	2014-03-31
20,000 SHS CONSOL ENERGY INC	P	2013-01-01	2014-12-04
4,000 SHS CONSTELLATIONS BRANDS INC	P	2012-04-03	2014-01-21
6,000 SHS COVANTA HOLDING CORP	P	2013-01-01	2014-01-21
7,000 SHS COVANTA HOLDING CORP	P	2012-06-25	2014-03-31
15,000 SHS CROWN AMER/CAP CORP III	P	2012-04-02	2014-01-21

Form 990PF Part IV - Capital Gains and Losses for Tax on Investment Income - Columns e - h

(e) Gross sales price	(f) Depreciation allowed (or allowable)	(g) Cost or other basis plus expense of sale	(h) Gain or (loss) (e) plus (f) minus (g)
15,704		16,181	-477
3,304		3,278	26
5,790		5,886	-96
5,453		5,238	215
5,438		5,238	200
20,900		20,925	-25
4,651		4,550	101
6,556		6,505	51
7,473		7,385	88
16,352		16,181	171

Form 990PF Part IV - Capital Gains and Losses for Tax on Investment Income - Columns i - l

Complete only for assets showing gain in column (h) and owned by the foundation on 12/31/69			(l) Gains (Col (h) gain minus col (k), but not less than -0-) or Losses (from col (h))
(i) F M V as of 12/31/69	(j) Adjusted basis as of 12/31/69	(k) Excess of col (i) over col (j), if any	
			-477
			26
			-96
			215
			200
			-25
			101
			51
			88
			171

Form 990PF Part IV - Capital Gains and Losses for Tax on Investment Income - Columns a - d

(a) List and describe the kind(s) of property sold (e g , real estate, 2-story brick warehouse, or common stock, 200 shs MLC Co)	(b) How acquired P—Purchase D—Donation	(c) Date acquired (mo , day, yr)	(d) Date sold (mo , day, yr)
3,000 SHS CROWN AMER/CAP CORP III	P	2012-04-02	2014-03-31
12,000 SHS CROWN AMER/CAP CORP II	P	2012-04-02	2014-11-07
5,000 SHS CSC HOLDINGS LLC	P	2012-04-03	2014-01-21
8,000 SHS DAVITA INC	P	2012-04-02	2014-03-31
22,000 SHS DELPHI CORP	P	2013-01-01	2014-06-24
3,000 SHS DELPHI CORP	P	2012-07-09	2014-03-31
12,000 SHS DELPHI CORP	P	2013-01-01	2014-09-03
15,000 SHS DINEEQUITY INC	P	2012-06-25	2014-01-21
8,000 SHS DISH DBS CORP	P	2012-04-02	2014-03-31
3,000 SHS ENDO PHARMACEUT HLDGS IN	P	2012-06-26	2014-03-31

Form 990PF Part IV - Capital Gains and Losses for Tax on Investment Income - Columns e - h

(e) Gross sales price	(f) Depreciation allowed (or allowable)	(g) Cost or other basis plus expense of sale	(h) Gain or (loss) (e) plus (f) minus (g)
3,249		3,236	13
12,690		12,945	-255
5,903		5,763	140
8,410		8,400	10
23,128		22,950	178
3,336		3,289	47
13,170		12,999	171
16,556		16,425	131
9,484		9,260	224
3,233		3,210	23

Form 990PF Part IV - Capital Gains and Losses for Tax on Investment Income - Columns i - l

Complete only for assets showing gain in column (h) and owned by the foundation on 12/31/69			(l) Gains (Col (h) gain minus col (k), but not less than -0-) or Losses (from col (h))
(i) F M V as of 12/31/69	(j) Adjusted basis as of 12/31/69	(k) Excess of col (i) over col (j), if any	
			13
			-255
			140
			10
			178
			47
			171
			131
			224
			23

Form 990PF Part IV - Capital Gains and Losses for Tax on Investment Income - Columns a - d

(a) List and describe the kind(s) of property sold (e g , real estate, 2-story brick warehouse, or common stock, 200 shs MLC Co)	(b) How acquired P—Purchase D—Donation	(c) Date acquired (mo , day, yr)	(d) Date sold (mo , day, yr)
12,000 SHS ENDO PHARMACEUT HLDGS IN	P	2012-06-26	2014-04-04
10,000 SHS ENERGY TRANSFER EQUITY	P	2012-04-05	2014-01-21
10,000 SHS ENERGY TRANSFER EQUITY	P	2013-01-01	2014-03-31
15,000 SHS FRONTIER COMMUNICATIONS	P	2012-04-03	2014-01-21
5,000 SHS FRONTIER COMMUNICATIONS	P	2012-04-03	2014-03-31
10,000 SHS GMAC	P	2013-01-01	2014-03-31
2,000 SHS HARRAHS OPERATING CO INC	P	2012-04-03	2014-03-04
3,000 SHS HARRAHS OPERATING CO INC	P	2012-04-03	2014-03-04
2,000 SHS HARRAHS OPERATING CO INC	P	2012-04-03	2014-03-05
3,000 SHS HARRAHS OPERATING CO INC	P	2012-04-03	2014-03-10

Form 990PF Part IV - Capital Gains and Losses for Tax on Investment Income - Columns e - h

(e) Gross sales price	(f) Depreciation allowed (or allowable)	(g) Cost or other basis plus expense of sale	(h) Gain or (loss) (e) plus (f) minus (g)
12,975		12,840	135
11,302		11,175	127
11,450		11,140	310
17,216		15,975	1,241
5,844		5,325	519
12,350		11,600	750
2,035		2,195	-160
3,015		3,293	-278
1,982		2,195	-213
2,880		3,293	-413

Form 990PF Part IV - Capital Gains and Losses for Tax on Investment Income - Columns i - l

Complete only for assets showing gain in column (h) and owned by the foundation on 12/31/69			(l) Gains (Col (h) gain minus col (k), but not less than -0-) or Losses (from col (h))
(i) F M V as of 12/31/69	(j) Adjusted basis as of 12/31/69	(k) Excess of col (i) over col (j), if any	
			135
			127
			310
			1,241
			519
			750
			-160
			-278
			-213
			-413

Form 990PF Part IV - Capital Gains and Losses for Tax on Investment Income - Columns a - d

(a) List and describe the kind(s) of property sold (e g , real estate, 2-story brick warehouse, or common stock, 200 shs MLC Co)	(b) How acquired P—Purchase D—Donation	(c) Date acquired (mo , day, yr)	(d) Date sold (mo , day, yr)
10,000 SHS HARTFORD FINL SVCS GRP	P	2012-04-03	2014-01-21
5,000 SHS HARTFORD FINL SVCS GRP	P	2012-04-03	2014-03-31
30,000 SHS HCA INC	P	2012-04-03	2014-04-02
30,000 SHS HEALTH MANAGEMENT ASSOCIATION	P	2013-01-01	2014-01-28
5,000 SHS INTELSAT JACKSON HLDG	P	2012-06-25	2014-01-21
5,000 SHS INTELSAT JACKSON HLDG	P	2012-06-25	2014-03-31
5,000 SHS INTL LEASE FINANCE CORP	P	2012-04-04	2014-03-31
9,000 SHS IRON MOUNTAIN INC	P	2012-04-05	2014-01-21
3,000 SHS IRON MOUNTAIN INC	P	2012-06-26	2014-03-31
9,000 SHS IRON MOUNTAIN INC	P	2012-06-26	2014-12-30

Form 990PF Part IV - Capital Gains and Losses for Tax on Investment Income - Columns e - h

(e) Gross sales price	(f) Depreciation allowed (or allowable)	(g) Cost or other basis plus expense of sale	(h) Gain or (loss) (e) plus (f) minus (g)
11,650		10,700	950
5,869		5,350	519
31,360		33,450	-2,090
33,544		31,663	1,881
5,484		5,244	240
5,439		5,244	195
6,045		5,513	532
9,675		9,833	-158
3,191		3,251	-60
9,377		9,754	-377

Form 990PF Part IV - Capital Gains and Losses for Tax on Investment Income - Columns i - l

Complete only for assets showing gain in column (h) and owned by the foundation on 12/31/69			(l) Gains (Col (h) gain minus col (k), but not less than -0-) or Losses (from col (h))
(i) F M V as of 12/31/69	(j) Adjusted basis as of 12/31/69	(k) Excess of col (i) over col (j), if any	
			950
			519
			-2,090
			1,881
			240
			195
			532
			-158
			-60
			-377

Form 990PF Part IV - Capital Gains and Losses for Tax on Investment Income - Columns a - d

(a) List and describe the kind(s) of property sold (e g , real estate, 2-story brick warehouse, or common stock, 200 shs MLC Co)	(b) How acquired P—Purchase D—Donation	(c) Date acquired (mo , day, yr)	(d) Date sold (mo , day, yr)
5,000 SHS KEY ENERGY SERVICES INC	P	2013-01-01	2014-01-21
5 000 SHS KEY ENERGY SERVICES INC	P	2012-04-17	2014-03-31
5 000 SHS LAMAR MEDIA CORP	P	2013-01-01	2014-03-31
2,000 SHS LEAR CORP	P	2012-04-02	2014-03-26
15,000 SHS LENNAR CORPORATION	P	2013-01-01	2014-01-21
3,000 SHS LENNAR CORPORATION	P	2012-04-03	2014-03-31
12,000 SHS LENNAR CORPORATION	P	2012-04-03	2014-07-31
5 000 SHS LIMITED BRANDS INC	P	2012-04-04	2014-03-31
5,000 SHS METROPCS WIRELESS INC	P	2012-04-04	2014-01-21
40,000 SHS METROPCS WIRELESS INC	P	2013-01-01	2014-09-03

Form 990PF Part IV - Capital Gains and Losses for Tax on Investment Income - Columns e - h

(e) Gross sales price	(f) Depreciation allowed (or allowable)	(g) Cost or other basis plus expense of sale	(h) Gain or (loss) (e) plus (f) minus (g)
5,166		5,178	-12
5,253		5,125	128
5,313		5,540	-227
2,060		2,240	-180
15,799		15,858	-59
3,153		3,165	-12
12,330		12,660	-330
5,726		5,588	138
5,369		5,313	56
41,750		42,088	-338

Form 990PF Part IV - Capital Gains and Losses for Tax on Investment Income - Columns i - l

Complete only for assets showing gain in column (h) and owned by the foundation on 12/31/69			(l) Gains (Col (h) gain minus col (k), but not less than -0-) or Losses (from col (h))
(i) F M V as of 12/31/69	(j) Adjusted basis as of 12/31/69	(k) Excess of col (i) over col (j), if any	
			-12
			128
			-227
			-180
			-59
			-12
			-330
			138
			56
			-338

Form 990PF Part IV - Capital Gains and Losses for Tax on Investment Income - Columns a - d

(a) List and describe the kind(s) of property sold (e g , real estate, 2-story brick warehouse, or common stock, 200 shs MLC Co)	(b) How acquired P—Purchase D—Donation	(c) Date acquired (mo , day, yr)	(d) Date sold (mo , day, yr)
5,000 SHS MGM RESORTS INTL	P	2013-01-01	2014-03-31
10,000 SHS NEWFIELD EXPLORATION CO	P	2012-06-26	2014-03-31
15,000 SHS NIELSEN FINANCE LLC/CO	P	2012-04-02	2014-01-21
3,000 SHS NIELSEN FINANCE LLC/CO	P	2012-04-02	2014-03-31
3,000 SHS NIELSEN FINANCE LLC/CO	P	2013-01-01	2014-05-12
9,000 SHS NIELSEN FINANCE LLC/CO	P	2013-01-01	2014-07-23
5,000 SHS NRG ENERGY INC	P	2012-07-06	2014-01-21
10,000 SHS NRG ENERGY INC	P	2012-07-06	2014-03-31
3,000 SHS OMNICARE INC	P	2012-06-25	2014-03-31
12,000 SHS OMNICARE INC	P	2012-06-25	2014-12-08

Form 990PF Part IV - Capital Gains and Losses for Tax on Investment Income - Columns e - h

(e) Gross sales price	(f) Depreciation allowed (or allowable)	(g) Cost or other basis plus expense of sale	(h) Gain or (loss) (e) plus (f) minus (g)
5,500		5,170	330
10,650		10,625	25
16,219		16,650	-431
3,000		3,321	-321
3,207		3,321	-114
9,494		9,962	-468
5,539		5,238	301
10,975		10,475	500
3,300		3,296	4
12,877		13,185	-308

Form 990PF Part IV - Capital Gains and Losses for Tax on Investment Income - Columns i - l

Complete only for assets showing gain in column (h) and owned by the foundation on 12/31/69			(l) Gains (Col (h) gain minus col (k), but not less than -0-) or Losses (from col (h))
(i) F M V as of 12/31/69	(j) Adjusted basis as of 12/31/69	(k) Excess of col (i) over col (j), if any	
			330
			25
			-431
			-321
			-114
			-468
			301
			500
			4
			-308

Form 990PF Part IV - Capital Gains and Losses for Tax on Investment Income - Columns a - d

(a) List and describe the kind(s) of property sold (e g , real estate, 2-story brick warehouse, or common stock, 200 shs MLC Co)	(b) How acquired P—Purchase D—Donation	(c) Date acquired (mo , day, yr)	(d) Date sold (mo , day, yr)
3,000 SHS PRECISION DRILLING CORP	P	2012-06-25	2014-03-31
6 000 SHS PVH CORP	P	2013-02-05	2014-03-31
10,000 SHS QEP RESOURCES INC	P	2012-06-25	2014-01-21
10,000 SHS QEP RESOURCES INC	P	2012-04-03	2014-03-31
3,000 SHS RANGE RESOURCES CORP	P	2012-06-26	2014-03-31
13,000 SHS REGAL CINEMAS CORP	P	2013-02-13	2014-03-11
5,000 SHS ROYAL BANK SCOTLAND GRP PLC	P	2013-01-01	2014-03-31
7,000 SHS ROYAL BANK SCOTLAND GRP PLC	P	2013-01-01	2014-06-23
18,000 SHS ROYAL BANK SCOTLAND GRP PLC	P	2013-01-01	2014-06-24
3,000 SHS ROYAL CARIBBEAN CRUISES	P	2013-01-18	2014-03-31

Form 990PF Part IV - Capital Gains and Losses for Tax on Investment Income - Columns e - h

(e) Gross sales price	(f) Depreciation allowed (or allowable)	(g) Cost or other basis plus expense of sale	(h) Gain or (loss) (e) plus (f) minus (g)
3,206		3,068	138
5,945		6,015	-70
10,813		11,063	-250
10,060		9,988	72
3,243		3,255	-12
13,919		14,463	-544
5,105		5,201	-96
7,147		7,253	-106
18,342		17,951	391
3,083		3,218	-135

Form 990PF Part IV - Capital Gains and Losses for Tax on Investment Income - Columns i - l

Complete only for assets showing gain in column (h) and owned by the foundation on 12/31/69			(l) Gains (Col (h) gain minus col (k), but not less than -0-) or Losses (from col (h))
(i) F M V as of 12/31/69	(j) Adjusted basis as of 12/31/69	(k) Excess of col (i) over col (j), if any	
			138
			-70
			-250
			72
			-12
			-544
			-96
			-106
			391
			-135

Form 990PF Part IV - Capital Gains and Losses for Tax on Investment Income - Columns a - d

(a) List and describe the kind(s) of property sold (e g , real estate, 2-story brick warehouse, or common stock, 200 shs MLC Co)	(b) How acquired P—Purchase D—Donation	(c) Date acquired (mo , day, yr)	(d) Date sold (mo , day, yr)
5 000 SHS RRI ENERGY INC	P	2012-07-09	2014-01-21
4,000 SHS RRI ENERGY INC	P	2012-07-09	2014-03-12
6,000 SHS RRI ENERGY INC	P	2012-07-09	2014-03-17
6,000 SHS RRI ENERGY INC	P	2012-04-03	2014-03-19
11,000 SHS RRI ENERGY INC	P	2012-04-03	2014-03-20
3,000 SHS RRI ENERGY INC	P	2012-04-03	2014-03-31
2,000 SHS SALLY HOLDINGS/SALLY CAP	P	2012-06-27	2014-03-31
1,000 SHS SEAGATE HDD CAYMAN	P	2013-04-19	2014-06-19
5,000 SHS SERVICE CORP INTL	P	2012-04-03	2014-01-21
5,000 SHS SERVICE CORP INTL	P	2012-04-03	2014-03-31

Form 990PF Part IV - Capital Gains and Losses for Tax on Investment Income - Columns e - h

(e) Gross sales price	(f) Depreciation allowed (or allowable)	(g) Cost or other basis plus expense of sale	(h) Gain or (loss) (e) plus (f) minus (g)
5,339		4,750	589
4,020		3,800	220
6,030		5,700	330
6,023		5,310	713
11,000		9,735	1,265
3,023		2,655	368
2,115		2,080	35
1,089		1,088	1
5,775		5,763	12
5,769		5,763	6

Form 990PF Part IV - Capital Gains and Losses for Tax on Investment Income - Columns i - l

Complete only for assets showing gain in column (h) and owned by the foundation on 12/31/69			(l) Gains (Col (h) gain minus col (k), but not less than -0-) or Losses (from col (h))
(i) F M V as of 12/31/69	(j) Adjusted basis as of 12/31/69	(k) Excess of col (i) over col (j), if any	
			589
			220
			330
			713
			1,265
			368
			35
			1
			12
			6

Form 990PF Part IV - Capital Gains and Losses for Tax on Investment Income - Columns a - d

(a) List and describe the kind(s) of property sold (e g , real estate, 2-story brick warehouse, or common stock, 200 shs MLC Co)	(b) How acquired P—Purchase D—Donation	(c) Date acquired (mo , day, yr)	(d) Date sold (mo , day, yr)
2,000 SHS SMITHFIELD FOODS INC	P	2012-04-03	2014-01-21
3,000 SHS SMITHFIELD FOODS INC	P	2012-04-03	2014-04-01
10,000 SHS SPRINT NEXTEL CORP	P	2012-06-25	2014-01-21
10,000 SHS SPRINT NEXTEL CORP	P	2013-01-01	2014-03-31
5,000 SHS TOLL BROS FINANCE CORP	P	2012-06-26	2014-01-21
5 000 SHS TOLL BROS FINANCE CORP	P	2012-06-26	2014-03-31
5,000 SHS UNITED RENTALS NORTH AM	P	2012-06-25	2014-01-21
25,000 SHS UNITED RENTALS NORTH AM	P	2013-01-01	2014-04-14
7,000 SHS US STEEL CORP	P	2012-06-25	2014-03-31
5,000 SHS VULCAN MATERIALS	P	2012-06-26	2014-01-21

Form 990PF Part IV - Capital Gains and Losses for Tax on Investment Income - Columns e - h

(e) Gross sales price	(f) Depreciation allowed (or allowable)	(g) Cost or other basis plus expense of sale	(h) Gain or (loss) (e) plus (f) minus (g)
2,345		2,280	65
3,480		3,420	60
10,905		9,525	1,380
10,977		9,288	1,689
5,244		5,294	-50
5,351		5,294	57
5,544		5,550	-6
27,602		27,700	-98
7,623		6,685	938
5,740		5,500	240

Form 990PF Part IV - Capital Gains and Losses for Tax on Investment Income - Columns i - l

Complete only for assets showing gain in column (h) and owned by the foundation on 12/31/69			(l) Gains (Col (h) gain minus col (k), but not less than -0-) or Losses (from col (h))
(i) F M V as of 12/31/69	(j) Adjusted basis as of 12/31/69	(k) Excess of col (i) over col (j), if any	
			65
			60
			1,380
			1,689
			-50
			57
			-6
			-98
			938
			240

Form 990PF Part IV - Capital Gains and Losses for Tax on Investment Income - Columns a - d

(a) List and describe the kind(s) of property sold (e g , real estate, 2-story brick warehouse, or common stock, 200 shs MLC Co)	(b) How acquired P—Purchase D—Donation	(c) Date acquired (mo , day, yr)	(d) Date sold (mo , day, yr)
4,000 SHS WEYERHAEUSER CO	P	2012-07-09	2014-01-08
3,000 SHS WEYERHAEUSER CO	P	2012-07-09	2014-01-09
8,000 SHS WEYERHAEUSER CO	P	2012-07-09	2014-01-10
15,000 SHS WINDSTREAM CORP	P	2013-01-01	2014-01-21
3,000 SHS WINDSTREAM CORP	P	2012-06-25	2014-03-31
15,000 SHS WYNN LAS VEGAS LLC CORP	P	2013-01-01	2014-01-21
3,000 SHS WYNN LAS VEGAS LLC CORP	P	2012-04-02	2014-03-31
1,000 SHS ZAYO GROUP LLC/ZAYO CAP	P	2013-01-01	2014-12-15
1976 278 SHS JPM STRAT INCOME OPPORTUNITY	P	2014-01-09	2014-01-22
4,296 624 SHS DOUBELINE TOTAL RETURN	P	2013-08-29	2014-01-22

Form 990PF Part IV - Capital Gains and Losses for Tax on Investment Income - Columns e - h

(e) Gross sales price	(f) Depreciation allowed (or allowable)	(g) Cost or other basis plus expense of sale	(h) Gain or (loss) (e) plus (f) minus (g)
4,852		4,847	5
3,636		3,635	1
9,746		9,694	52
17,217		16,575	642
3,446		3,278	168
16,856		16,550	306
3,338		3,300	38
1,081		1,124	-43
23,577		25,537	-1,960
47,091		46,919	172

Form 990PF Part IV - Capital Gains and Losses for Tax on Investment Income - Columns i - l

Complete only for assets showing gain in column (h) and owned by the foundation on 12/31/69			(l) Gains (Col (h) gain minus col (k), but not less than -0-) or Losses (from col (h))
(i) F M V as of 12/31/69	(j) Adjusted basis as of 12/31/69	(k) Excess of col (i) over col (j), if any	
			5
			1
			52
			642
			168
			306
			38
			-43
			-1,960
			172

Form 990PF Part IV - Capital Gains and Losses for Tax on Investment Income - Columns a - d

(a) List and describe the kind(s) of property sold (e g , real estate, 2-story brick warehouse, or common stock, 200 shs MLC Co)	(b) How acquired P—Purchase D—Donation	(c) Date acquired (mo , day, yr)	(d) Date sold (mo , day, yr)
5,186 348 SHS JPM STRAT INCOME OPPORTUNITY	P	2014-01-01	2014-03-27
4,766 378 SHS JPM MULTI SECTOR INCOME FD	P	2014-01-01	2014-03-27
7,079 032 SHS PIMCO UNCONSTRAINED BOND	P	2013-08-29	2014-03-27
4 765 248 SHS PRUDENTIAL INVT PORTFOLIOS	P	2014-01-01	2014-03-27
7,329 763 SHS RBC FDS TR BLUBAY ABRTR	P	2014-01-01	2014-03-27
2,212 329 SHS DOUBLELINE TOTAL RETURN BD	P	2014-01-01	2014-03-27
4,035 878 SHS EATON VANCE FLOATING RATE	P	2014-01-01	2014-03-27
6,634 305 SHS GOLDMAN SACHS TR STRG	P	2014-01-01	2014-03-27
2,854 356 SHS HSBC FDS TOTAL RETURN	P	2014-01-01	2014-03-27
3,541 629 SHS PIMCO UNCONSTRAINED BOND	P	2014-01-01	2014-04-01

Form 990PF Part IV - Capital Gains and Losses for Tax on Investment Income - Columns e - h

(e) Gross sales price	(f) Depreciation allowed (or allowable)	(g) Cost or other basis plus expense of sale	(h) Gain or (loss) (e) plus (f) minus (g)
61,925		61,665	260
49,475		49,132	343
79,002		79,214	-212
47,033		46,949	84
77,329		76,519	810
24,225		23,967	258
37,009		37,156	-147
70,589		70,892	-303
28,829		28,062	767
39,560		39,225	335

Form 990PF Part IV - Capital Gains and Losses for Tax on Investment Income - Columns i - l

Complete only for assets showing gain in column (h) and owned by the foundation on 12/31/69			(l) Gains (Col (h) gain minus col (k), but not less than -0-) or Losses (from col (h))
(i) F M V as of 12/31/69	(j) Adjusted basis as of 12/31/69	(k) Excess of col (i) over col (j), if any	
			260
			343
			-212
			84
			810
			258
			-147
			-303
			767
			335

Form 990PF Part IV - Capital Gains and Losses for Tax on Investment Income - Columns a - d

(a) List and describe the kind(s) of property sold (e g , real estate, 2-story brick warehouse, or common stock, 200 shs MLC Co)	(b) How acquired P—Purchase D—Donation	(c) Date acquired (mo , day, yr)	(d) Date sold (mo , day, yr)
3,666 730 SHS RBC FDS TR BLUBAY ABRTR	P	2014-01-01	2014-04-01
1,112 202 SHS DOUBLELINE TOTAL RET BD	P	2014-01-09	2014-04-01
2,017 795 SHS EATON VANCE FLOATING RATE	P	2014-01-01	2014-04-01
2,590 780 SHS JPM STRAT INCOME OPPORTUNITY	P	2013-08-29	2014-04-01
2,375 553 SHS JPM MULTI SECTOR INCOME FD	P	2013-08-29	2014-04-01
1,436 785 SHS HSBC FDS TOTAL RETURN	P	2013-08-29	2014-04-01
2,381 598 SHS PRUDENTIAL INVT PORTFOLIOS	P	2014-01-01	2014-04-01
3,323 026 SHS GOLDMAN SACHS TR STRG INCM	P	2014-01-01	2014-04-01
2,915 088 SHS JPM STRAT INC OPP FD	P	2014-04-29	2014-06-20
9,808 291 SHS PIMCO UNCONSTRAINED BOND	P	2014-01-01	2014-09-29

Form 990PF Part IV - Capital Gains and Losses for Tax on Investment Income - Columns e - h

(e) Gross sales price	(f) Depreciation allowed (or allowable)	(g) Cost or other basis plus expense of sale	(h) Gain or (loss) (e) plus (f) minus (g)
38,684		37,141	1,543
12,123		12,034	89
18,483		18,506	-23
30,908		30,701	207
24,682		23,969	713
14,569		14,037	532
23,554		23,244	310
35,357		35,116	241
34,777		34,777	0
110,638		109,560	1,078

Form 990PF Part IV - Capital Gains and Losses for Tax on Investment Income - Columns i - l

Complete only for assets showing gain in column (h) and owned by the foundation on 12/31/69			(l) Gains (Col (h) gain minus col (k), but not less than -0-) or Losses (from col (h))
(i) F M V as of 12/31/69	(j) Adjusted basis as of 12/31/69	(k) Excess of col (i) over col (j), if any	
			1,543
			89
			-23
			207
			713
			532
			310
			241
			0
			1,078

Form 990PF Part IV - Capital Gains and Losses for Tax on Investment Income - Columns a - d

(a) List and describe the kind(s) of property sold (e g , real estate, 2-story brick warehouse, or common stock, 200 shs MLC Co)	(b) How acquired P—Purchase D—Donation	(c) Date acquired (mo , day, yr)	(d) Date sold (mo , day, yr)
3,455 632 SHS JPM MULTI SECTOR INC FD	P	2014-01-01	2014-10-16
1,709 476 SHS EATON VANCE FLOATING RATE	P	2014-08-29	2014-10-21
7 SHS AIRGAS INC	P	2014-12-09	2014-12-15
4 SHS HONEYWELL INTERNATIONAL INC	P	2014-12-09	2014-12-15
26 SHS DTE ENERGY CO	P	2014-12-09	2014-12-15
17 SHS NISOURCE INC	P	2014-12-09	2014-12-15
12 SHS NUCOR CORP	P	2014-12-09	2014-12-15
35 SHS QUESTAR CORP	P	2014-12-09	2014-12-15
78 SHS MRC GLOBAL INC	P	2014-12-09	2014-12-17
5 SHS SEMPRA ENERGY	P	2014-12-09	2014-12-17

Form 990PF Part IV - Capital Gains and Losses for Tax on Investment Income - Columns e - h

(e) Gross sales price	(f) Depreciation allowed (or allowable)	(g) Cost or other basis plus expense of sale	(h) Gain or (loss) (e) plus (f) minus (g)
34,971		36,008	-1,037
15,334		15,638	-304
785		807	-22
393		396	-3
2,144		2,137	7
699		713	-14
642		659	-17
857		860	-3
1,108		1,352	-244
544		552	-8

Form 990PF Part IV - Capital Gains and Losses for Tax on Investment Income - Columns i - l

Complete only for assets showing gain in column (h) and owned by the foundation on 12/31/69			(l) Gains (Col (h) gain minus col (k), but not less than -0-) or Losses (from col (h))
(i) F M V as of 12/31/69	(j) Adjusted basis as of 12/31/69	(k) Excess of col (i) over col (j), if any	
			-1,037
			-304
			-22
			-3
			7
			-14
			-17
			-3
			-244
			-8

Form 990PF Part IV - Capital Gains and Losses for Tax on Investment Income - Columns a - d

(a) List and describe the kind(s) of property sold (e g , real estate, 2-story brick warehouse, or common stock, 200 shs MLC Co)	(b) How acquired P—Purchase D—Donation	(c) Date acquired (mo , day, yr)	(d) Date sold (mo , day, yr)
6 SHS IDEX CORP	P	2014-12-09	2014-12-17
27 SHS MRC GLOBAL INC	P	2014-12-09	2014-12-18
56 SHS VEOLIA ENVIRONMENT ADR	P	2014-12-09	2014-12-18
15 SHS VEOLIA ENVIRONMENT ADR	P	2014-12-09	2014-12-19
4 SHS VEOLIA ENVIRONMENT ADR	P	2014-12-09	2014-12-19
31 SHS VEOLIA ENVIRONMENT ADR	P	2014-12-09	2014-12-22
5 SHS VEOLIA ENVIRONMENT ADR	P	2014-12-09	2014-12-23
11 SHS CHART INDUSTRIES	P	2014-12-09	2014-12-24
16 SHS CHART INDUSTRIES	P	2014-12-09	2014-12-26
12 SHS NUCOR CORP	P	2014-12-09	2014-12-26

Form 990PF Part IV - Capital Gains and Losses for Tax on Investment Income - Columns e - h

(e) Gross sales price	(f) Depreciation allowed (or allowable)	(g) Cost or other basis plus expense of sale	(h) Gain or (loss) (e) plus (f) minus (g)
447		456	-9
374		468	-94
955		1,002	-47
262		268	-6
70		72	-2
541		555	-14
90		89	1
385		413	-28
539		601	-62
591		659	-68

Form 990PF Part IV - Capital Gains and Losses for Tax on Investment Income - Columns i - l

Complete only for assets showing gain in column (h) and owned by the foundation on 12/31/69			(l) Gains (Col (h) gain minus col (k), but not less than -0-) or Losses (from col (h))
(i) F M V as of 12/31/69	(j) Adjusted basis as of 12/31/69	(k) Excess of col (i) over col (j), if any	
			-9
			-94
			-47
			-6
			-2
			-14
			1
			-28
			-62
			-68

Form 990PF Part IV - Capital Gains and Losses for Tax on Investment Income - Columns a - d

(a) List and describe the kind(s) of property sold (e g , real estate, 2-story brick warehouse, or common stock, 200 shs MLC Co)	(b) How acquired P—Purchase D—Donation	(c) Date acquired (mo , day, yr)	(d) Date sold (mo , day, yr)
17 SHS NUCOR CORP	P	2014-12-09	2014-12-26
14 SHS NUCOR CORP	P	2014-12-09	2014-12-26
1 SHS CHART INDUSTRIES	P	2014-12-09	2014-12-29
13 SHS CHART INDUSTRIES	P	2014-12-09	2014-12-29
8 SHS CHART INDUSTRIES	P	2014-12-09	2014-12-30
3 SHS MURPHY USA INC	P	2014-12-09	2014-12-30
16 SHS TRINITY INDUSTRIES	P	2014-12-09	2014-12-30
9 SHS AGCO CORP	P	2014-12-09	2014-12-30
16 SHS NEWFIELD EXPLORATION CO	P	2014-12-09	2014-12-30
4 SHS TIMKEN CO	P	2014-12-09	2014-12-30

Form 990PF Part IV - Capital Gains and Losses for Tax on Investment Income - Columns e - h

(e) Gross sales price	(f) Depreciation allowed (or allowable)	(g) Cost or other basis plus expense of sale	(h) Gain or (loss) (e) plus (f) minus (g)
833		934	-101
688		769	-81
35		38	-3
448		488	-40
273		300	-27
207		189	18
467		503	-36
418		390	28
439		417	22
177		171	6

Form 990PF Part IV - Capital Gains and Losses for Tax on Investment Income - Columns i - l

Complete only for assets showing gain in column (h) and owned by the foundation on 12/31/69			(l) Gains (Col (h) gain minus col (k), but not less than -0-) or Losses (from col (h))
(i) F M V as of 12/31/69	(j) Adjusted basis as of 12/31/69	(k) Excess of col (i) over col (j), if any	
			-101
			-81
			-3
			-40
			-27
			18
			-36
			28
			22
			6

Form 990PF Part IV - Capital Gains and Losses for Tax on Investment Income - Columns a - d

(a) List and describe the kind(s) of property sold (e g , real estate, 2-story brick warehouse, or common stock, 200 shs MLC Co)	(b) How acquired P—Purchase D—Donation	(c) Date acquired (mo , day, yr)	(d) Date sold (mo , day, yr)
19 SHS DARLING INGREDIENTS INC	P	2014-12-09	2014-12-30
3 SHS CHART INDUSTRIES	P	2014-12-09	2014-12-31
18 SHS TIMKEN CO	P	2014-12-09	2014-12-31
51 SHS TRINITY INDUSTRIES	P	2014-12-09	2014-12-31
21 SHS AGCO CORP	P	2014-12-09	2014-12-31
66 SHS NEWFIELD EXPLORATIONS	P	2014-12-09	2014-12-31
29 SHS SKF AB SPONS ADR PAR	P	2014-12-09	2014-12-31
48 SHS DARLING INGREDIENTS INC	P	2014-12-09	2014-12-31
42 SHS CORNERSTONE ON DEMAND	P	2011-12-09	2014-01-01
2 SHS CORNERSTONE ON DEMAND	P	2011-12-22	2014-01-01

Form 990PF Part IV - Capital Gains and Losses for Tax on Investment Income - Columns e - h

(e) Gross sales price	(f) Depreciation allowed (or allowable)	(g) Cost or other basis plus expense of sale	(h) Gain or (loss) (e) plus (f) minus (g)
344		354	-10
104		113	-9
786		769	17
1,445		1,604	-159
962		911	51
1,801		1,721	80
617		611	6
872		893	-21
2,222		780	1,442
106		37	69

Form 990PF Part IV - Capital Gains and Losses for Tax on Investment Income - Columns i - l

Complete only for assets showing gain in column (h) and owned by the foundation on 12/31/69			(l) Gains (Col (h) gain minus col (k), but not less than -0-) or Losses (from col (h))
(i) F M V as of 12/31/69	(j) Adjusted basis as of 12/31/69	(k) Excess of col (i) over col (j), if any	
			-10
			-9
			17
			-159
			51
			80
			6
			-21
			1,442
			69

Form 990PF Part IV - Capital Gains and Losses for Tax on Investment Income - Columns a - d

(a) List and describe the kind(s) of property sold (e g , real estate, 2-story brick warehouse, or common stock, 200 shs MLC Co)	(b) How acquired P—Purchase D—Donation	(c) Date acquired (mo , day, yr)	(d) Date sold (mo , day, yr)
110 SHS ENDOLOGIX INC COM	P	2012-06-26	2014-01-01
111 SHS TE CONNECTIVITY LTD COM	P	2010-12-17	2014-01-01
29 SHS TE CONNECTIVITY LTD	P	2011-06-27	2014-01-01

Form 990PF Part IV - Capital Gains and Losses for Tax on Investment Income - Columns e - h

(e) Gross sales price	(f) Depreciation allowed (or allowable)	(g) Cost or other basis plus expense of sale	(h) Gain or (loss) (e) plus (f) minus (g)
1,891		1,632	259
6,098		3,918	2,180
1,593		1,009	584


Form 990PF Part IV - Capital Gains and Losses for Tax on Investment Income - Columns i - l

Complete only for assets showing gain in column (h) and owned by the foundation on 12/31/69			(l) Gains (Col (h) gain minus col (k), but not less than -0-) or Losses (from col (h))
(i) F M V as of 12/31/69	(j) Adjusted basis as of 12/31/69	(k) Excess of col (i) over col (j), if any	
			259
			2,180
			584

Form 990PF Part XV Line 3 - Grants and Contributions Paid During the Year or Approved for Future Payment

Recipient	If recipient is an individual, show any relationship to any foundation manager or substantial contributor	Foundation status of recipient	Purpose of grant or contribution	Amount
Name and address (home or business)				
a Paid during the year				
A REASON TO SURVIVE 200 EAST 12 STREET NATIONAL CITY,CA 91950	NONE	PUBLIC CHARITY	GENERAL PURPOSES	25,000
CHAPPAQUA SUMMER SCHOLARSHIP PROGRAM PO BOX 456 CHAPPAQUA,NY 105140456	NONE	PUBLIC CHARITY	GENERAL PURPOSES	90,000
CRAYONS TO COMPUTERS INC 1350 TENNESSEE AVE CINCINNATI,OH 45229	NONE	PUBLIC CHARITY	GENERAL PURPOSES	30,000
ECOLE BILINGUE 1009 HEINZ AVENUE BERKELEY,CA 94710	NONE	PUBLIC CHARITY	GENERAL PURPOSES	25,000
EVERY CHILD SUCCEEDS 3333 BURNET AVE ML 3005 CINCINNATI,OH 45229	NONE	PUBLIC CHARITY	GENERAL PURPOSES	50,000
FACES WITHOUT PLACES PO BOX 23300 CINCINNATI,OH 45223	NONE	PUBLIC CHARITY	GENERAL PURPOSES	110,000
FRACTURED ATLAS PRODUCTIONS INC 248 WEST 35TH STREET 10TH FLOOR NEWYORK,NY 10001	NONE	PUBLIC CHARITY	GENERAL PURPOSES	30,000
JACOB BURNS FILM CENTER 405 MANVILLE ROAD 3RD FLOOR PLEASANTVILLE,NY 10570	NONE	PUBLIC CHARITY	GENERAL PURPOSES	100,000
JUMP START YOUNG CHILDREN INC 308 CONGRESS STREET 6TH FLOOR BOSTON,MA 02210	NONE	PUBLIC CHARITY	GENERAL PURPOSES	25,000
NEIGHBORS LINK NETWORKS 27 COLUMBUS AVENUE MOUNT KISCO,NY 10549	NONE	PUBLIC CHARITY	GENERAL PURPOSES	145,000
PROJECT MORRY PROPERTIES INC 350 EXECUTIVE BOULEVARD SUITE 125 ELMSFORD,NY 10523	NONE	PUBLIC CHARITY	GENERAL PURPOSES	25,000
QUEST SCHOLARS PROGRAM 115 EVERETT AVENUE PALO ALTO,CA 94301	NONE	PUBLIC CHARITY	GENERAL PURPOSES	25,000
SACRED VALLEY PROJECT 33 STEPHEN STREET MONTCLAIR,NJ 07042	NONE	PUBLIC CHARITY	GENERAL PURPOSES	30,000
SUNRISE OPPORTUNTIES INC 26 HADLEY LAKE ROAD MARSHFIELD,ME 04654	NONE	PUBLIC CHARITY	GENERAL PURPOSES	100,000
WALDEN FOUNDATION 2446 MCKINLEY AVE BERKELEY,CA 94703	NONE	PUBLIC CHARITY	GENERAL PURPOSES	25,000
Total  3a				895,000

Form 990PF Part XV Line 3 - Grants and Contributions Paid During the Year or Approved for Future Payment

Recipient	If recipient is an individual, show any relationship to any foundation manager or substantial contributor	Foundation status of recipient	Purpose of grant or contribution	Amount
Name and address (home or business)				
a <i>Paid during the year</i>				
WESTCHESTER COMMUNITY OPPORTUNITY PROGRAM INC 2269 SAW MILL RIVER ROAD ELMSFORD, NY 10523	NONE	PUBLIC CHARITY	GENERAL PURPOSES	60,000
Total  3a				895,000

TY 2014 Investments Corporate Bonds Schedule

Name: ROBERT T KEELER FOUNDATION CO MARY L RUST

EIN: 31-1420552

Name of Bond	End of Year Book Value	End of Year Fair Market Value
30,000 SHS ROYAL BANK SCOTLAND GRP PLC	0	0
30,000 SHS LENNAR CORPORATION	0	0
30,000 SHS HEALTH MANAGEMENT ASSOCIATION	0	0
30,000 SHS BANK OF AMERICA CORP	0	0
35,000 SHS SPRINT NEXTEL CORP	31,675	36,677
14,000 SHS AIRCASTLE LTD	15,093	15,085
40,000 SHS JARDEN CORP	44,450	44,000
26,000 SHS CONSTELLATION BRANDS INC	29,575	28,730
10,000 SHS HARRAHS OPERATING CO INC	0	0
10,000 SHS RRI ENERGY INC	8,850	9,850
10,000 SHS SMITHFIELD FOODS INC	11,238	11,100
5,000 SHS COMMERCIAL METALS CO.	0	0
25,000 SHS LIMITED BRANDS INC	27,938	27,375
20,000 SHS CHESAPEAKE ENERGY CORP	21,300	21,450
26,000 SHS AES CORPORATION	29,445	29,120
12,000 SHS WINDSTREAM CORP	13,110	12,990
5,000 SHS MGM RESORTS INTL	0	0
40,000 SHS CIT GROUP INC	41,075	41,900
30,000 SHS MERRILL LYNCH & CO	33,426	34,361
30,000 SHS ALLBRITTON COMMUNICATION	0	0

Name of Bond	End of Year Book Value	End of Year Fair Market Value
8,000 SHS COMMERCIAL METALS INC	0	0
45,000 SHS METROPCS WIRELESS INC	0	0
20,000 SHS FRONTIER COMMUNICATIONS	21,300	22,400
20,000 SHS SERVICE CORP INTL	23,050	22,350
30,000 SHS NIELSEN FINANCE LLC	0	0
15,000 SHS DINEEQUITY INC	0	0
15,000 SHS CLEARWATER PAPER CORP	0	0
30,000 SHS DAVITA INC	0	0
2,000 SHS GENERAL MOTORS CO	2,042	2,052
25,000 SHS CSC HOLDINGS LLC	28,763	29,063
30,000 SHS HCA INC	0	0
4,000 SHS LEVEL 3 FINANCING INC	4,307	4,240
12,000 SHS NOKIA CORP	11,790	12,900
15,000 SHS FELCOR LODGING	15,375	15,600
12,000 SHS ARCELORMITTAL	13,845	14,407
15,000 SHS ENDO PHARMACEUT HLDGS IN	0	0
15,000 SHS REGAL CINEMAS CORP	0	0
12,000 SHS LENNAR CORP	12,028	12,060
12,000 SHS LEVEL 3 FINANCING INC	12,969	12,750
15,000 SHS GREIF INC	17,132	16,950

Name of Bond	End of Year Book Value	End of Year Fair Market Value
32,000 SHS DISH DBS CORP	36,853	36,336
20,000 SHS STARZ LLC/STARZ FIN CORP	20,875	20,150
15,000 SHS WEYERHAEUSER CO	0	0
30,000 SHS UNITED RENTALS NORTH AM	0	0
14,000 SHS ZAYO GROUP LLC/ZAYO CAP	15,742	14,910
40,000 SHS NEWFIELD EXPLORATIONS CO	41,950	40,600
10,000 SHS FLEXTRONICS INTL LTD	10,028	10,182
14,000 SHS LEAR CORP	15,680	14,735
10,000 SHS CB STEEL DYNAMICS INC	10,675	10,425
30,000 SHS CONSOL ENERGY INC	0	0
7,000 SHS US STEEL CORP	0	0
15,000 SHS CABLEVISION SYSTEMS CORP	16,969	17,081
16,000 SHS CF INDUSTRIES INC	19,000	19,057
19,000 SHS SEAGATE HDD CAYMAN	20,630	19,903
30,000 SHS OMNICARE INC	0	0
20,000 SHS DONNELLEY (R.R) & SONS	19,740	21,900
11,000 SHS ICAHN ENTERPRISES/FIN	11,751	11,319
18,000 SHS HOLOGIC INC	19,471	18,675
12,000 SHS RANGE RESOURCES CORP	13,020	12,480
7,000 SHS SPRINT NEXTEL CORP	7,581	6,965

Name of Bond	End of Year Book Value	End of Year Fair Market Value
12,000 SHS WYNN LAS VEGAS LLC CORP	13,200	12,952
30,000 SHS NRG ENERGY INC	29,550	31,875
15,000 SHS ALLIANT TECHSYSTEMS INC	15,975	16,041
32,000 SHS BALL CORP	0	0
40,000 SHS ENERGY TRANSFER EQUITY	44,150	44,400
20,000 SHS INTELSAT JACKSON HLDG	20,975	21,100
15,000 SHS DAVITA INC	16,063	15,713
6,000 SHS COVANTA HOLDING CORP	0	0
2,000 SHS MARKWEST ENERGY PART FIN	2,146	2,080
43,000 SHS INTL LEASE FINANCE CORP	49,432	52,030
25,000 SHS CONCHO RESOURCES INC	27,013	26,563
30,000 SHS CROWN AMER/CAP CORP III	0	0
20,000 SHS KEY ENERGY SERVICES INC	20,010	12,400
10,000 SHS QEP RESOURCES INC	11,063	10,275
6,000 SHS CATAMARAN CORP	6,113	6,018
11,000 SHS ALCOA INC	11,569	11,917
10,000 SHS GRAPHIC PACKAGING INTL	9,975	10,075
15,000 SHS DELPHI CORP	0	0
32,000 SHS AMERIGAS PART FIN GROUP	32,415	32,720
12,000 SHS AMKOR TECHNOLOGIES INC.	12,090	11,880

Name of Bond	End of Year Book Value	End of Year Fair Market Value
5,000 SHS DISH DBS CORP	5,433	5,394
25,000 SHS VULCAN MATERIALS	27,375	29,000
10,000 SHS NATIONSTAR MORT/CAP CORP	0	0
9,000 SHS AES CORPORATION	10,060	10,215
15,000 SHS AMC NETWORKS INC	17,220	16,050
6,000 SHS RENGENY ENERGY PARTNERS	6,473	6,060
3,000 SHS IRON MOUNTAIN INC	3,251	3,128
8,000 SHS MARKWEST ENERGTY PART FIN	8,579	8,240
11,000 SHS LIFEPOINT HOSPITALS INC	11,623	11,303
25,000 SHS MGM RESORTS INTL	25,650	26,250
12,000 SHS PRECISION DRILLING CORP	12,270	10,440
15,000 SHS SESI LLC	16,697	14,775
15,000 SHS WPX ENERGY INC	15,288	14,438
40,000 SHS CCO HLDGY LLC/CAP CORP	41,863	42,700
20,000 SHS LAMAR MEDIA CORP	22,025	20,750
20,000 SHS TOLL BROS FINANCE CORP	20,750	21,451
23,000 SHS ARCELORMITTAL	22,928	24,539
25,000 SHS CENTURYLINK INC	24,970	26,073
29,000 SHS BE AEROSPACE INC	0	0
11,000 SHS US STEEL CORP	11,575	11,494

Name of Bond	End of Year Book Value	End of Year Fair Market Value
4,000 SHS WYNN LAS VEGAS LLC/CORP	4,096	4,052
40,000 SHS T-MOBILE USA INC	41,795	41,300
15,000 SHS CONSTELLATIONS BRANDS INC	16,106	16,538
5,000 SHS NATIONSTAR MORT/CAP CORP	0	0
11,000 SHS GOODYEAR TIRE & RUBBER	11,936	11,935
15,000 SHS SALLY HOLDINGS/SALLY CAP	15,585	15,825
7,000 SHS CHOICE HOTELS INTL INC	7,602	7,524
9,000 SHS CHESAPEAKE MIDSTREAM PT	8,800	9,563
20,000 SHS CONTINENTAL RESOURCES	20,363	19,400
32,000 SHS COVANTA HOLDING CORP	33,376	34,000
30,000 SHS QEP RESOURCES INC	29,894	28,275
11,000 SHS AMERICAN AXLE & MFG INC	12,050	11,743
12,000 SHS CELANESE US HOLDINGS LLC	12,251	11,880
8,000 SHS JARDEN CORP	0	0
12,000 SHS CLEAR CHANNEL WORLDWIDE	12,696	12,240
4,000 SHS E TRADE FINANCIAL CORP	3,990	4,088
15,000 SHS ROYAL CARIBBEAN CRUISES	15,949	15,720
5,000 SHS AMC NETWORKS INC	5,075	4,850
20,000 SHS CINEMARK USA INC	19,325	19,550
15,000 SHS PVH CORP	14,978	14,813

Name of Bond	End of Year Book Value	End of Year Fair Market Value
40,000 SHS ROYAL BKSCOTLAND GRP PLC	42,507	43,400
12,000 SHS CROWN AMER/CAP CORP IV	11,880	11,670
15,000 SHS CROWN CASTLE INTL CORP	15,070	15,338
10,000 SHS CST BRANDS INC	10,071	10,100
25,000 SHS ACCESS MIDSTREAM PARTNERS	24,463	25,375
11,000 SHS COMMERICAL METALS CO	10,024	10,629
2,000 SHS QWEST CORPORATION	0	0
10,000 SHS ADT CORP	8,963	9,048
21,00 SHS UNITED RENTALS NORTH AM	22,510	22,050
10,000 SHS GENERAL MOTORS CO	10,680	10,748
20,000 SHS BALL CORP	19,250	19,200
22,000 SHS ALCOA INC	23,125	23,351
10,000 SHS ALCOA INC	10,719	10,640
40,000 SHS GMAC	45,100	50,987
25,000 SHS HARTFORD FINL SVCS GRP	26,488	28,563
2,000 SHS AMERICAN INTL GROUP	2,123	2,715
14,000 SHS FLEXTRONIC INTL LTD	0	0
59 SHS AGILENT TECHNOLOGIES INC	2,481	2,415
34 SHS AIRGAS INC	3,920	3,916
73 SHS AMERICAN WATER WORKS CO INC	3,832	3,891

Name of Bond	End of Year Book Value	End of Year Fair Market Value
23 SHS ANADARKO PETROLEUM CORP	1,808	1,898
23 SHS APACHE CORP	1,450	1,441
111 SHS AQUA AMERICA INC	2,902	2,964
84 SHS AXIALL CORPORATION	3,717	3,567
29 SHS BAKER HUGHES INC	1,661	1,626
33 SHS CAMERON INTERNATIONAL CORP	1,684	1,648
91 SHS CARBO CERAMICS INC	3,479	3,645
257 SHS CENTERPOINT ENERGY INC	6,154	6,022
116 SHS CHICAGO BRIDGE & IRON CO NV	5,152	4,870
13 SHS CIMAREX ENERGY CO	1,377	1,378
137 SHS CLEAN HARBORS INC	6,304	6,583
95 SHS CONSOL ENERGY INC	3,510	3,212
57 SHS DANAHER CORP	4,792	4,885
125 SHS DARLING INGREDIENTS INC	2,327	2,270
34 SHS DEVON ENERGY CORP	2,019	2,081
35 SHS DOMINION RESOURCES INC VA	2,560	2,692
53 SHS DXP ENTERPRISES INC	2,771	2,678
38 SHS ECOLAB INC	4,102	3,972
65 SHS EMERSON ELECTRIC CO	4,182	4,012
72 SHS ENERGEN CORP	4,304	4,591

Name of Bond	End of Year Book Value	End of Year Fair Market Value
67 SHS EOG RESOURCES INC	6,072	6,169
26 SHS EQT CORPORATION	2,274	1,968
185 SHS FLOWSERVE CORP	11,448	11,069
48 SHS FLUOR CORP	2,971	2,910
55 SHS GENERAC HOLDINGS INC	2,493	2,572
33 SHS HALLIBURTON CO	1,334	1,298
18 SHS HESS CORP	1,356	1,329
39 SHS HONEYWELL INTERNATIONAL INC	3,859	3,897
80 SHS IDEX CORP	6,143	6,227
64 SHS JACOBS ENGINEERING GROUP INC	2,952	2,860
78 SHS KINDER MORGAN INC	3,218	3,300
33 SHS KIRBY CO	2,873	2,664
52 SHS LINCOLN ELECTRIC HOLDINGS INC	3,740	3,593
76 SHS MARATHON OIL CORP	2,284	2,150
22 SHS MARTIN MARIETTA MATERIALS INC	2,432	2,427
102 SHS MASTEC INC	2,403	2,306
52 SHS MURPHY USA INC	3,276	3,581
120 SHS NABORS INDUSTRIES LTD	1,563	1,558
128 SHS NEWFIELD EXPLORATION CO	3,338	3,471
55 SHS NISOURCE INC	2,307	2,333

Name of Bond	End of Year Book Value	End of Year Fair Market Value
39 SHS NOBLE ENERGY INC	2,004	1,850
24 SHS OCCIDENTAL PETROLEUM CORP	1,966	1,935
21 SHS PDC ENERGY, INCN	639	867
52 SHS PENTAIR LTD	3,314	3,454
47 SHS PERKINELMER INC	2,091	2,055
40 SHS PHILLIPS 66	2,950	2,868
9 SHS PIONEER NATURAL RESOURCES CO	1,302	1,340
25 SHS PRAXAIR INC	3,228	3,239
74 SHS QEP RESOURCES INC	1,630	1,496
147 SHS QUANTA SERVICES INC	4,305	4,173
155 SHS QUESTAR CORP	3,808	3,918
24 SHS ROPER INDUSTRIES INC	3,800	3,752
31 SHS ROYAL DUTCH SHELL PLC	2,093	2,075
30 SHS SCHLUMBERGER LTD	2,599	2,562
50 SHS SEM GROUP CORP	3,535	3,420
24 SHS SEMPRA ENERGY	2,650	2,673
114 SHS SKF AB	2,404	2,383
151 SHS SOUTHWESTERN ENERGY CO	4,624	4,121
40 SHS TIMKEN CO	1,709	1,707
28 SHS TIMKENSTELL CORP-W/I	1,023	1,037

Name of Bond	End of Year Book Value	End of Year Fair Market Value
53 SHS TRINITY INDUSTRIES INC	1,667	1,485
46 SHS WASTE CONNECTION INC	1,991	2,024
42 SHS WILLIAMS COMPAINES INC	2,143	1,887
113 SHS XYLEM INCORPORATION	4,314	4,302
6,59.81 SHS DOUBLELINE TOTAL RET	69,641	69,767
3,882.27 SHS EATON VANCE FLOATING	35,406	34,591
6,724.13 SHS JPM GLBL BD OPP FD -SEL	69,662	68,922
4,260.39 SHS JPM STRAT INCOM OPPORT FD	50,664	49,932
3,828.79 SHS JPM UNCONSTRAINED DEBT FD	39,277	38,403
10,152.11 SHS RBC FDS TR	105,961	101,826
36,484.61 JPM MORTG-BACKED SECURITIES FD	0	0
73,413.75 JPMORGAN TR I FLOAT RATE	0	0
52,652.34 JPM EM MKTS DEBT FD- SEL	0	0

**TY 2014 Investments Corporate
Stock Schedule**

Name: ROBERT T KEELER FOUNDATION CO MARY L RUST
EIN: 31-1420552

Name of Stock	End of Year Book Value	End of Year Fair Market Value
126 SHS ASBURY AUTOMOTIVE GROUP INC	0	0
429 SHS ACADIA PHARMACEUTICAL INC	10,249	13,621
166 SHS ARCTIC CAT INC	0	0
258 SHS ACADIA HEALTHCARE COM	12,284	15,792
275 SHS ACACIA RESH CORP AR ACACIA	7,245	4,659
485 SHS ALLOT COMMUNICATIONS LTD COM STK	0	0
286 SHS APPROACH RES INC COM	0	0
131 SHS ON ASSIGNMENT INC	3,440	4,348
313 SHS ATRICURE INC COM	6,513	6,247
236 SHS HOMEAWAY INC COM	9,787	7,028
142 SHS AXIALL CORP COM	5,828	6,031
474 SHS BARRETT BILL CORP	7,305	5,399
234 SHS BOISE CASCADE COMPANY COM	6,195	8,693
104 SHS BELDEN INC	5,981	8,196
144 SHS BEACON ROOFING SUPPLY INC COM	0	0
255 SHS BERRY PLASTICS GROUP INC COM	5,964	8,045
115 SHS BRIGHT HORIZONS FAM SOLUTIONS	4,313	5,406
128 SHS INFOBLOX INC COM	0	0
89 SHS BALLY TECHNOLOGIES INC	0	0
110 SHS CAVIUM INC COM	5,175	6,800
255 SHS CEVA INC COM	4,287	4,626
167 SHS COGNEX CORP	6,673	6,902
194 SHS CLEAN HBRS INC	0	0
214 SHS CINEMARK HLDGS INC COM	6,313	7,614
206 SHS COHERENT INC	0	0
312 SHS CYRUSONE COM	7,291	8,596
84 SHS CARRIZO OIL & GAS INC	4,188	3,494
336 SHS CORNERSTONE ONDEMAND INC COM	13,283	11,827
167 SHS COMMVAULT SYS INC COM	11,352	8,632
1101 SHS CASELLA WASTE SYSTEM INC CL A	0	0

Name of Stock	End of Year Book Value	End of Year Fair Market Value
40 SHS DECKERS OUTDOOR CORP COM ISIN	3,926	3,642
91 SHS DORMAN PRODS INC COM	0	0
204 SHS DEXCOM INC	6,137	11,230
115 SHS EURONET WORLDWIDE INC	4,531	6,314
411 SHS ENDOLOGIX INC COM	7,095	6,284
359 SHS EPAM SYS INC COM	0	0
103 SHS EVERCORE PARTNERS INC CL A	4,143	5,394
200 SHS FINANCIAL ENGINES INC COM	0	0
317 SHS FRANCESCAS HLDGS CORP COM	0	0
257 SHS FORTINET INC COM	0	0
81 SHS DIAMONDBACK ENERGY INC COM	6,206	4,842
103 SHS FULLER H B CO	5,091	4,587
127 SHS GREATBATCH INC COM ISIN	5,524	6,261
69 SHS G-III APPAREL GROUP LTD COM	5,761	6,970
103 SHS GENERAC HLDGS INC COM	4,837	4,816
68 SHS GENESEE AND WYOMING INC INC CL A	5,828	6,115
109 SHS HAIN CELESTIAL GROUP INC	0	0
219 SHS H&E EQUIPMENT SERVICES INC COM	7,521	6,152
74 SHS HIBBETT SPORTS INC COM	0	0
266 SHS HMS HOLDINGS CORP	5,469	5,623
96 SHS HURON CONSULTING GRP INC COM	5,811	6,565
273 SHS HEXCEL CORP COM NEW	0	0
355 SHS IMPERVA INC COM	12,501	17,548
147 SHS INFORMATICA CORP	0	0
154 SHS INTERXION HOLDING COM	3,180	4,210
80 SHS IPC THE HOSPITALIST CO INC COM	3,734	3,671
101 SHS JACK IN THE BOX INC COM ISIN	6,108	8,076
713 SHS JIVE SOFTWARE INC COM	10,260	4,299
281 SHS KRISPY KREME DOUGHNUTS INC	5,271	5,547
91 SHS MEDIVATION INC COM	0	0

Name of Stock	End of Year Book Value	End of Year Fair Market Value
197 SHS MULTIMEDIA GAMES HOLDING CO IN	0	0
121 SHS MAGELLAN HEALTH SVCS INC COM	7,195	7,264
964 SHS MAGNUM HUNTER RES CORP DEL COM	5,175	3,027
394 SHS RESPONSYS INC COM	0	0
194 SHS MARKETO INC COM ISIN	7,016	6,348
130 SHS MELLANOX TECHNOLOGIES LTD COM	5,543	5,555
215 SHS MOTORCAR PTS AMER INC COM ISIN	4,631	6,684
216 SHS MANITOWOC ICN	0	0
154 SHS BANK OF THE OZARKS	4,120	5,840
16 SHS PUMA BIOTECHNOLOGY INC COM ISIN	3,142	3,028
522 SHS PIONEER ENERGY SVCS CORP COM	0	0
231 SHS PROOFPOINT INC COM	7,521	11,141
113 SHS CHILDREN'S PLACE	5,513	6,441
189 SHS INSULET CORP COM	5,415	8,705
151 SHS PAPA JOHNS INTL INC	5,106	8,426
445 SHS QLIK TECHNOLOGIES INC COM	12,733	13,746
211 SHS QUALYS INC COM	4,754	7,965
57 SHS RESTORATION HARDWARE HLDGS INC	0	0
120 SHS ROSETTA RES INC COM	5,605	2,677
99 SHS RED ROBIN GOURMET BURGERS INC	7,716	7,621
279 SHS REXNORD CORPORATION (NEW) COM	7,833	7,871
112 SHS SHUTTERFLY INC COM DELAWARE	4,575	4,670
135 SHS MADDEN STEVEN LTD	0	0
48 SHS SIRONA DENTAL SYS INC COM	3,304	4,194
224 SHS SEMTECH CORP	7,007	6,176
130 SHS SYNCHRONOSS TECHNOLOGIES INC	3,924	5,442
372 SPECTRANETICS CORP	7,925	12,864
67 SHS SAREPTA THERAPEUTICS INC COM	1,494	969
124 SHS SS&C TECHNOLOGIES HLDGS INC COM	2,996	7,253
83 SHS SYNAPTICS INC	5,630	5,714

Name of Stock	End of Year Book Value	End of Year Fair Market Value
138 SHS TENNECO INC COM	7,420	7,812
76 SHS TRIUMPH GROUP INC NEW	5,508	5,109
323 SHS THORATEC CORP NEW	0	0
345 SHS TIBCO SOFTWARE INC	0	0
152 SHS TEAM HELATH HOLDINGS INC COM	7,532	8,745
218 SHS TRIMAS CORP COM NEW	0	0
312 SHS TUMI HLDGS INC COM	7,039	7,404
47 SHS ULTIMATE SOFTWARE GROUP INC	5,895	6,900
264 SHS U S CONCRETE INC COM NEW	7,105	7,511
338 SHS VERA BRADLEY INC COM ISIN	6,951	6,888
97 SHS WAGeworks INC COM	5,405	6,263
80 SHS Wellcare Health Plans Inc	4,840	6,565
123 SHS Woodward Inc COM	0	0
303 SHS XPO Logistics Inc COM	7,235	12,387
194 SHS ZUMIEZ INC	5,200	7,494
1351 SHS ABBVIE INC COM	53,457	88,409
836 SHS ANALOG DEVICES INC	0	0
427 SHS AUTOMATIC DATA PROCESSING INC	17,487	35,599
1197 SHS BAXTER INTL INC	85,208	87,728
2629 SHS BB & T CORP	85,608	102,242
552 SHS BECTON DICKINSON CO	64,150	76,816
1768 SHS BP PLC ADR	78,616	67,396
796 SHS BROOKFIELD PROPERTIES	0	0
552 SHS CARDINAL HEALTH INC	22,001	44,563
453 SHS CATERPILLAR INC	47,275	41,463
637 SHS CHUBB CORP	48,707	65,910
770 SHS CULLEN FRONT BANKERS INC	0	0
454 SHS CME GROUP INC	26,002	40,247
770 SHS COACH INC	0	0
1272 SHS CONOCOPHILIPS	74,332	87,844

Name of Stock	End of Year Book Value	End of Year Fair Market Value
3257 SHS CISCO SYS INC	68,926	90,593
237 SHS CHEVRON CORP NEW	0	0
435 SHS DOMINION RESOURCES INC	0	0
1036 SHS DU PONT E I DE NEMOURS & CO	57,615	76,602
423 SHS EMERSON ELECTRIC CO	0	0
860 SHS ENSCO PLC COM	0	0
1479 SHS EATON CORP PLC COM	90,843	100,513
2558 SHS EXELON CORP	78,952	94,851
5041 SHS FORD MTR CO DEL COM	76,055	78,136
2,393 SHS FIDELITY NATL FINL INC	50,032	82,439
2385 SHS GENERAL ELECTRIC	0	0
1477 SHS GOLDCORP INC COM NPV ISIN	33,811	27,354
501 SHS GENUINE PARTS CO	0	0
446 SHS HARRIS CORP DEL	29,217	32,032
347 SHS INTL BUSINESS MACH	65,624	55,673
1041 SHS INTEL CORP	0	0
1255 SHS INVESCO LTD COM STK	50,922	49,598
1195 SHS JOHNSON & JOHNSON	108,546	124,961
1090 SHS JPMORGAN CHASE & CO	48,780	68,212
285 SHS KIMBERLY CLARK CORP	0	0
1471 SHS LILLY ELI & CO.	92,355	101,484
581 SHS LYONDELLBASELL INDUSTRIES NV	32,672	46,126
2031 SHS METLIFE INC COM	101,095	109,857
2350 SHS MICROSOFT CORP	73,600	109,158
723 SHS M & T BANK CORP	66,470	90,823
799 SHS NATIONAL OILWELL VARCO INC	66,305	52,358
654 SHS OCCIDENTAL PETROLEUM CORP	54,596	52,719
905 SHS PEPSICO INC	69,999	85,577
1354 SHS PFIZER INC	0	0
1268 SHS PROCTER & GAMBLE CO	103,989	115,502

Name of Stock	End of Year Book Value	End of Year Fair Market Value
1005 SHS PORTLAND GEN ELEC CO COM NEW	33,236	38,019
817 SHS PHILLIPS 66 COM	66,871	58,579
677 SHS QUALCOMM INC	51,073	50,321
364 SHS REPUBLIC SERVICES INC COM	14,885	14,651
310 SHS RAYTHEON CO COM NEW	19,002	33,533
1675 SHS SPECTRA ENERGY CORP	51,073	60,803
1179 SHS SEALED AIR CORP NEW	0	0
4003 SHS STMICROELECTONICS NY	28,441	29,902
1034 STANLEY BLACK & DECKER INC COM	87,007	99,347
1285 SHS SYMETRA FINL CORP COM ISIN	25,929	29,619
770 SHS MOLSON COORS BREWING CO CL B	34,959	57,380
1740 SHS TECONNECTIVITY LTD COM	93,348	110,055
146 SHS TELEFLEX INC	0	0
535 SHS UNITED PARCEL SVC INC CL B	42,419	59,476
2198 SHS US BANCORP DEL	63,670	98,800
712 SHS VALERO ENERGY CORP	0	0
2421 SHS VERIZON COMMUNICATIONS	115,914	113,254
1722 SHS WELLS FARGO & CO NEW	63,559	94,400
747 SHS WASTE MANAGEMENT INC	0	0
443 SHS WAL-MART STORES INC COM ISIN	33,728	38,045
2317 SHS REDWOOD TRUST INC	0	0
2049 SHS WEYERHAEUSER	46,297	73,539
209 SHS ABM INDS INC	5,931	5,988
298 SHS AMERICAN EQUITY INVT LIFE HLDG CO	0	0
115 SHS ARGO GROUP INTL HLDGS LTD COM	5,980	6,379
214 SHS ASPEN INSURANCE HLDGS COM	0	0
207 SHS AMC ENTERTAINMENT HOLDINGS INC	5,091	5,419
187 SHS ACTUANT CORP CL A NEW	0	0
218 SHS BARNES GROUP INC	0	0
179 SHS BUCKLE INC COM ISIN	8,720	9,401

Name of Stock	End of Year Book Value	End of Year Fair Market Value
577 SHS BRINKS CO	0	0
119 SHS BRISTOW GROUP INC COM	9,534	7,829
257 SHS BROWN SHOE COMPANY INC	6,319	8,263
81 SHS CASEYS GEN STORES INC.	4,500	7,316
189 SHS CATO CORP NEW CL A	0	0
130 SHS COMMUNITY BK SYS INC	3,559	4,957
129 SHS CEC ENTERTAINMENT INC	0	0
296 SHS CHESAPEAKE LODGING TRUST	0	0
112 SHS COMPASS MINERALS INTL INC	8,203	9,725
238 SHS CON WAY INC COM	10,953	11,705
330 SHS COMSTOCK RES INC	5,596	2,247
496 SHS CASH AMER INTL INC	0	0
209 SHS CUBIC CORPORATION	10,305	11,002
136 SHS CURTISS-WRIGHT CORP	5,015	9,600
415 SHS CYPRESS SEMICONDUCTR CORP	0	0
1021 SHS DEAN FOODS CO NEW COM NEW	16,005	19,787
177 SHS EL PASO ELECTRIC COMP NEW	5,522	7,091
142 SHS ENDURANCE SPECIALTY HOLDINGS LTD	8,090	8,497
589 SHS ENERGY XXI (BERMUDA) COM STK	0	0
651 SHS FIRST HORIZON NATL CORP	8,497	8,841
323 SHS FINISH LINE INC CL A	5,242	7,852
397 SHS FIRSTMERIT CORP	7,165	7,499
453 SHS FULTON FINL CORP PA	0	0
548 SHS FXCM INC COM	9,591	9,080
197 SHS GREIF INCN CL A ISIN	9,828	9,304
358 SHS GREENHILL & CO INC	17,900	15,609
119 SHS G & K SVCS INC CL A	6,833	8,431
153 SHS GULFMARK OFFSHORE INC	0	0
155 SHS HANCOCK HOLDING CO	5,200	4,759
81 SHS HYSTER-YALE MATLS HANDLING INC	6,643	5,929

Name of Stock	End of Year Book Value	End of Year Fair Market Value
134 SHS IBERIABANK CORP	8,083	8,690
101 SHS INNOPHOS HLDGS INC	5,086	5,903
641 SHS INTERSIL CORP	6,415	9,275
267 SHS J2 GLOBAL INC COM	12,750	16,554
184 SHS MAXIMUS INC	8,662	10,091
227 SHS MONTPELIER RE HOLDINGS COM	0	0
360 SHS NICE SYSTEMS ADR	13,724	18,234
178 SHS OWENS & MINOR INC HOLDING CO	0	0
161 SHS BANK OF THE OZARKS	1,674	6,105
66 SHS PHIBRO ANIMAL HELATH CORP CL A	1,323	2,082
238 SHS PIER 1 IMPORTS INC	0	0
252 SHS PLANTRONICS INC	9,128	13,361
285 SHS PORTLAND GEN ELEC CO COM NEW	8,179	10,782
88 SHS PRIMERICA INC COM	3,749	4,775
490 SHS QUESTCOR PHAR INC	0	0
80 SHS REGAL BELOIT CORP COM STK	5,665	6,016
227 SHS RENT A CENTER INC	7,000	8,245
120 SHS STANCORP FINANCIAL CORP	0	0
115 SHS SM ENERGY CO COM	6,785	4,437
166 SHS STANDARD MTR PRODS INC COMMON	5,162	6,328
305 SHS STAGE STORES INC	6,547	6,314
254 SHS SCHWEITZER-MAUDUIT INTL INC	13,481	10,744
136 SHS SENSIENT TECHNOLOGIES CORP COM	0	0
120 SHS HANOVER INS GROUP INC COM	7,494	8,558
332 SHS TIDEWATER INC	0	0
107 SHS THOR INDS INC	5,562	5,978
201 SHS TRUSTMARK CORP	0	0
95 SHS TORO CO	0	0
251 SHS TEXAS ROADHOUSE INC COM	0	0
341 SHS UNITED CMNTY BKS BLAIRSVLE GA	5,906	6,459

Name of Stock	End of Year Book Value	End of Year Fair Market Value
148 SHS UNS ENERGY CORP COM NPV	0	0
1010 SHS VALLEY NATL BANCORP	10,145	9,807
139 SHS WESTAMERICA BANCORPORATION	7,433	6,814
275 SHS WEBSTER FINL CORP WATERBURY CONN	6,712	8,946
108 SHS WGL HLDGS INC COM ISIN	4,483	5,899
167 SHS WESTERN REFNG INC COM	6,434	6,309
177 SHS WEST PHARMACEUTICAL SERVICES	8,369	9,423
151 SHS WINTRUST FINANCIAL CORP	6,670	7,061
117 SHS WATTS WATER TECHNOLOGIES CL A	6,831	7,422
670 SHS ALCOA INC ISIN	5,662	10,579
1160 SHS AGCO CORP	61,456	52,432
740 SHS AKAMAI TECH	27,413	46,590
404 SHS BUNGE LIMITED COM STK	29,863	36,728
3056 SHS BOSTON SCIENTIFIC CORP	0	0
341 SHS BORGWARNER INC	11,774	18,738
400 SHS CGG VERITAS ADS	0	0
420 SHS CINCINNATI FINL CORP	12,138	21,769
423 SHS CON WAY INC COM	14,948	20,803
1457 SHS CREE INC	58,407	46,945
399 SHS CHARLES RIV LABORATORIES INTL INC	15,566	25,392
1396 SHS COOPER TIRE & RUBBER CO	32,513	48,371
805 SHS CITRIX SYSTEMS INC	50,972	51,359
658 SHS QUEST DIAGNOSTICS	36,077	44,125
848 SHS DEVRY INC	20,960	40,255
540 SHS EATON VANCE CORP	16,412	22,102
632 SHS EDWARDS LIFESCIENCES CORP	0	0
95 SHS FACTSET RESEARCH SYS INC	9,837	13,371
694 SHS FMC CORP NEW	35,963	39,579
1236 SHS FINISAR CORP COM NEW ISIN	22,398	23,991
755 SHS FOREST LABORATORIES INC	0	0

Name of Stock	End of Year Book Value	End of Year Fair Market Value
565 SHS FIRST SOLAR INC COM	0	0
936 SHS FMC TECHNOLOGIES INC	40,725	43,842
1000 SHS GANNETT CO INC	11,451	31,930
6,718 SHS GERDAU SA SPONS ADR	36,457	23,849
502 SHS BLOC H & R INC	0	0
380 SHS HARRIS CORP DEL	0	0
546 SHS HOSPIRA INC	19,849	33,443
1951 SHS INTERPUBLIC GROUP COS INC DEL	16,181	40,522
1000 SHS ITRON INC	43,767	42,290
2211 SHS JABIL CIRCUIT INC	37,099	48,266
2133 SHS JUNIPER NETWORKS INC	41,328	47,609
315 SHS LEAR CORP NEW COM	11,653	30,895
1853 SHS SOUTHWEST AIRLNS	0	0
927 SHS LEXMARK INTL INC NEW	0	0
198 SHS MANPOWERGROUP INC COM	9,779	13,498
1870 SHS MATTEL INC	65,664	57,867
8607 SHS MCDERMOTT INTERNATIONAL INC	57,476	25,046
261 SHS MCGRAW HILL FINANCIAL INC	0	0
600 SHS NORTHERN TR CORP	27,028	40,440
3188 SHS NUANCE COMMUNICAITONS INC COM	56,031	45,493
1562 SHS NVIDIA CORP	20,109	31,318
2900 SHS NEW YORK TIMES CO CL A	21,835	38,338
1556 SHS OWENS CORNING NEW COM	62,252	55,720
964 SHS POLYPORE INTL INC	34,394	45,356
1822 SHS TRANSOCEAN LIMITED COM	52,859	33,397
750 SHS RAYMOND JAMES FINL INC	31,272	42,968
750 SHS SCHOLASTIC CORP	20,499	27,315
350 SHS SIGMA ALDRICH CORP	0	0
3171 SHS STAPLES INC	37,262	57,459
223 SHS MOLSON COORS BREWING CO CL B	10,440	16,618

Name of Stock	End of Year Book Value	End of Year Fair Market Value
1071 SHS TERADATA CORP DEL COM	43,540	46,781
1525 SHS TIME INC NEW COM ISIN	37,252	37,530
1338 SHS UNISYS CORP COM NEW	26,005	39,444
499 SHS VARIAN MEDICAL SYS INC	26,426	43,168
1060 SHS WERNER ENTERPRISES INC	23,571	33,019
762 SHS UNITED STATES STEEL CORP	18,767	20,376
1171 SHS XYLEM INC COM	28,983	44,580
586 SHS ZEBRA TECHNOLOGIES CORP CL A	0	0
3010 SHS AIA GROUP LIMITED SPON ADR	0	0
2550 SHS AIR LIQUIDE(L) ADR	0	0
1094 SHS ARM HOLDINGS PLC ADS REP	0	0
1104 SHS ATLAS COPCO AB ADR-CNV	0	0
3888 SHS ALLIANZ SE ADR	0	0
1237 SHS BAYERISCHE MOTOREN WERKE AG	0	0
3411 SHS BANCO BILBAO VIZCAYA ARGENTARIA	0	0
587 SHS BUNGE LIMITED COM STK	0	0
322 SHS BAIDU INC SPONS ADR REPR	0	0
1984 SHS BG GROUP ADR REP	0	0
482 SHS ANHEUSER-BUSCH INBEV ADR EAH	0	0
631 SHS COCHLEAR LTD UNSP ADR	0	0
1224 SHS CSL UNSP ADR	0	0
786 SHS CANADIAN NATIONAL RAILWAYS CO	0	0
800 SHS DASSAULT SYSTEMES SPONS ADR	0	0
530 SHS DBS GROUP HLDGS LTD SPONS ADR	0	0
2305 SHS FANUC CORPORATION UNSP ADR	0	0
1355 SHS FRESENIUS MEDICAL CARE AG & CO	0	0
1586 SHS HONG KONG EXCHANGES & CLEARING	0	0
899 SHS ICICI BANK LIMITED ADR	0	0
597 SHS IMPERIAL OIL COM NPV ISIN	0	0
3341 SHS ITAU UNIBANCO HOLDINGS S.A.	0	0

Name of Stock	End of Year Book Value	End of Year Fair Market Value
647 SHS JGC CROP UNSP ADR	0	0
1584 SHS L OREAL ADR	0	0
613 SHS LVMH MOET-HENNESSY LOUIS VUITTON	0	0
1179 SHS MITSUBISHI ESTATE CO SPON	0	0
456 SHS MONOTARO CO.LTD UNSPON ADR	0	0
838 SHS MTN GROUP LTD ADR	0	0
1437 SHS NOKIAN RENKAAT OYJ	0	0
1509 SHS NESTLE SA SPON ADR	0	0
122 SHS NOVO-NORDISK AS ADR	0	0
2106 SHS GAZPROM O A O SPONSORED ADR	0	0
916 SHS PETROLEO BRASILEIRO SA PETROBRAS	0	0
963 SHS ROCHE HOLDINGS AG SPN	0	0
1011 SHS SAP AG SPON ADR	0	0
2716 SHS SCHNEIDER ELECTRIC UNSPON ADR	0	0
536 SHS SCHLUMBERGER LIMITED COM	0	0
848 SHS SONOVA HOLDING AG UNSP ADR	0	0
335 SHS SASOL SPON ADR	0	0
1378 SYSMEX CORP UNSP ADR	0	0
868 SHS SVENSKA HANDELSBANKEN ADR	0	0
921 SHS SWATCH GROUP AGADR	0	0
8162 SHS TURKIYE GARANTI BANKASI ADS	0	0
1262 SHS TESCO ADR	0	0
3487 SHS TAIWANT SEMICONDUCTOR MANU	0	0
506 SSH UNILEVER PLC ADS	0	0
4076 SHS UNICHARM CORP SPON ADR	0	0
716 SHS WPP PLC ADR	0	0
603 SHS XINYI GLASS HLDGS UNSP ADS	0	0
48307 SHS ARTISAN INTERNATIONAL INV	1,458,680	1,447,278
111,198.428 SHS PROFESSIONAL MANAGED LG	0	0
266,272 SHS GRANDEUR PEAK INTL OPP	894,674	836,094

Name of Stock	End of Year Book Value	End of Year Fair Market Value
119,471.4280 SHS DSM LARGE CAP GROWTH	3,082,740	3,722,730
437 SHS GEO GROUP INC	14,737	17,637
1078 SHS WEYERHAEUSER CO	0	0

TY 2014 Investments - Other Schedule

Name:

ROBERT T KEELER FOUNDATION CO MARY L RUST

EIN:

31-1420552

Category/ Item	Listed at Cost or FMV	Book Value	End of Year Fair Market Value
498 SHS BRANDYWINE RLTY TR SBI NEW	AT COST	0	0
408 SHS CBL & ASSOC PPTYS INC	AT COST	7,710	7,923
332 SHS CUBESMART COM	AT COST	0	0
338 SHS MACK CALI REALTY CORP	AT COST	6,589	6,442
318 SHS DUPONT FABROS TECHNOLOGY INC COM	AT COST	7,837	10,570
224 SHS EDUCATION RLTY TR INC COM NEW	AT COST	6,681	8,196
158 SHS GEO GROUP INC(THE) COM	AT COST	5,997	6,377
224 SHS GOVERNMENT PPTYS INCOME TR	AT COST	0	0
80 SHS POST PPTYS INC	AT COST	3,915	4,702
52,795.07 SHS OPPENHEIMER DEV MARKETS FD	AT COST	1,876,231	1,875,281
8197 SHS EATON VANCE MUT FDS TR	AT COST	74,921	73,035
6000 SHS UBS E-TRACS ALERIAN MLP	AT COST	223,757	243,600
1502.015 SHS FEG AAF TEI LLC	AT COST	1,534,320	1,744,325
1,000 SHS SKYTOP FUND LTD	AT COST	1,000,000	1,213,681
403 SHS CBL AND ASSOCIATES PROP	AT COST	0	0
503 SHS ALEXANDRIA REAL ESTATE	AT COST	38,117	44,636
218 SHS ALTISOURCE RESIDENTIAL CORP	AT COST	5,824	4,229
343 SHS AMERICAN HOMES 4 RENT	AT COST	5,731	5,841
1136 SHS AMREIT INC NEW	AT COST	19,073	30,149
761 SHS APARTMENT INVT & MGMT CO	AT COST	20,239	28,271
1473 SHS ASSOCIATED ESTATES RLTY CORP	AT COST	0	0
202 SHS AVALONBAY CMNTYS INC	AT COST	26,050	33,005
253 SHS BOSTON PPTYS INC	AT COST	26,522	32,559
1628 SHS BRANDYWINE REALTY TRUST	AT COST	15,307	26,015
993 SHS CBL & ASSOC PPTYS INC	AT COST	15,807	19,284
365 SHS CAMDEN PPTY TR	AT COST	22,644	26,952
411 SHS DIGITAL RLTY TR INC	AT COST	25,527	27,249
1007 SHS DOUGLAS EMMETT INC	AT COST	19,231	28,599
640 SHS EPR PPTYS	AT COST	28,141	36,883
410 SHS EAST GROUP PPTYS INC	AT COST	18,488	25,961

Category / Item	Listed at Cost or FMV	Book Value	End of Year Fair Market Value
390 SHS EQUITY LIFESTYLE PPTYS INC	AT COST	14,104	20,105
438 SHS EQUITY ONE INC	AT COST	10,116	11,108
160 SHS ESSEX PPTY TR INC	AT COST	21,436	33,056
250 SHS FEDERAL RLTY INVT TR	AT COST	21,451	33,365
3787 SHS GRAMERCY PPTY TR INC	AT COST	22,470	26,130
473 SHS HCP INC	AT COST	17,085	20,826
513 SHS HEALTH CARE REIT INC	AT COST	25,004	38,819
1395 SHS HOSPITALITY PPTYS TR	AT COST	33,895	43,245
2075 SHS HOST HOTELS AND RESORTS	AT COST	34,809	49,323
456 SHS LTC PPTYS INC	AT COST	12,863	19,686
2145 SHS LEXINGTON CORPORATE PPTYS TR	AT COST	15,521	23,552
910 SHS MONMOUTH REAL ESTATE INVT CORP	AT COST	6,869	10,074
657 SHS NATIONAL RETAIL PPTYS INC	AT COST	16,494	25,866
386 PUBLIC STORAGE	AT COST	46,619	71,352
640 SHS REALTY INCOME CORP	AT COST	21,882	30,534
866 SHS SENIOR HSG PPTYS TR	AT COST	18,703	19,147
334 SHS SILVER BAY RLTY TR CORP	AT COST	5,192	5,531
484 SHS SIMON PPTY GROUP INC NEW	AT COST	52,483	88,141
797 SHS TANGER FACTORY OUTLET CTRS INC	AT COST	22,207	29,457
365 SHS VENTAS INC	AT COST	20,236	26,171
166 SHS VORNADO REALTY TRUST	AT COST	14,912	19,540
283 SHS WASHINGTON PRIME GROUP INC	AT COST	3,906	4,873
778 SHS WEINGARTEN RLTY INV	AT COST	20,648	27,168
920 SHS WEYERHAEUSER CO	AT COST	27,287	33,019
1,870.38 SHS TORTOISE MLP & PIPELINE	AT COST	31,560	30,861
936.638 SHS COLUMBIA FD SER TRT	AT COST	17,384	17,646
9,185.665 SHS GOLDMAN SACS TR	AT COST	97,113	94,429
7,777.266 SHS HSBC FDS	AT COST	79,277	79,717
7,240.409 SHS PIMCO UNCONSTRAINED BOND	AT COST	0	0
8,739.664 SHS PRUDENTIAL INVT PORTFOLOIOS	AT COST	86,208	84,950

Category / Item	Listed at Cost or FMV	Book Value	End of Year Fair Market Value
500,000 GENERAL ELEC CAP CORP	AT COST	0	0
459.354 GOLDENTREE CREDIT OPPORTUNITIES	AT COST	500,000	629,349
500,000 HIGHBRIDGE LEVERAGED LOAN PARTNERS	AT COST	500,000	490,244
687.857 SHS IMPALA SELECT FUND LTD	AT COST	750,000	794,416
1,000 SHS MANIKAY OFFSHORE FUND LTD	AT COST	1,000,000	1,029,679
750 SHS SHANNON RIVER PARTNERS LTD	AT COST	750,000	711,377
2,961.148 SOUTHPAW CREDIT OPPORTUNITY FD	AT COST	500,000	527,425
4,444.529 STANDARD PACIFIC CAPITAL OFFSHORE	AT COST	500,000	556,295
2,094.858 THIRD POINT OFFSHORE FUND, LTD	AT COST	463,323	714,944
1,186.332 WINTON FUTUR FUND LTD, CLASS B	AT COST	1,000,000	1,199,849

TY 2014 Legal Fees Schedule

Name: ROBERT T KEELER FOUNDATION CO MARY L RUST

EIN: 31-1420552

Category	Amount	Net Investment Income	Adjusted Net Income	Disbursements for Charitable Purposes
LEGAL FEES	72,519	0		72,519

TY 2014 Other Decreases Schedule

Name: ROBERT T KEELER FOUNDATION CO MARY L RUST

EIN: 31-1420552

Description	Amount
AMORIZATION - JP MORGAN 5000	831

TY 2014 Other Expenses Schedule**Name:** ROBERT T KEELER FOUNDATION CO MARY L RUST**EIN:** 31-1420552

Description	Revenue and Expenses per Books	Net Investment Income	Adjusted Net Income	Disbursements for Charitable Purposes
OHIO ATTORNEY GENERAL	400	0		400
TAX PREP FEE	175	0		175
FOREIGN FEES	85	85		0
OFFSHORE ORIGINATION FEES	45,000	45,000		0
HUB INTERNATIONAL - D&O INSURANCE	3,243	0		0
ARTHUR GALLAGHER & CO - INSURANCE	2,946	0		0

TY 2014 Other Income Schedule**Name:** ROBERT T KEELER FOUNDATION CO MARY L RUST**EIN:** 31-1420552

Description	Revenue And Expenses Per Books	Net Investment Income	Adjusted Net Income
LITIGATION PROCEEDS	1,016	1,016	1,016
RETURN OF 12B FUNDS	4,972	4,972	4,972
TENDER PROCEEDS	42,000	42,000	42,000
FOREIGN INCOME	11,435	11,435	11,435
MCD FREEDOM TAX CREDIT	24,311	24,311	24,311

TY 2014 Other Increases Schedule

Name: ROBERT T KEELER FOUNDATION CO MARY L RUST

EIN: 31-1420552

Description	Amount
COST BASIS AND OTHER MISCELLANEOUS ADJUSTMENTS	7,160

TY 2014 Other Professional Fees Schedule**Name:** ROBERT T KEELER FOUNDATION CO MARY L RUST**EIN:** 31-1420552

Category	Amount	Net Investment Income	Adjusted Net Income	Disbursements for Charitable Purposes
FIFTH THIRD BANK	125,329	125,329		0
JP MORGAN FEES	22,918	22,918		0
INVESTMENT CONSULTANT FEE	9,250	9,250		0

TY 2014 Taxes Schedule

Name: ROBERT T KEELER FOUNDATION CO MARY L RUST

EIN: 31-1420552

Category	Amount	Net Investment Income	Adjusted Net Income	Disbursements for Charitable Purposes
FOREIGN TAXES PAID	645	645		0

Note: To capture the full content of this document, please select landscape mode (11" x 8.5") when printing.

TY 2014 ShareholdersStockOwnershipStmnt

Name: ROBERT T KEELER FOUNDATION CO MARY L RUST

EIN: 31-1420552

Class of Stock Owned by the Shareholder at the Beginning of its Tax Year	Number of Shares Owned by the Shareholder at the Beginning of its Tax Year	Change to the Number of Shares Owned	Date of Changes	Number of Shares at End of Year
	500000			500000

Note: To capture the full content of this document, please select landscape mode (11" x 8.5") when printing.

TY 2014 ShareholdersStockOwnershipStmnt

Name: ROBERT T KEELER FOUNDATION CO MARY L RUST

EIN: 31-1420552

Class of Stock Owned by the Shareholder at the Beginning of its Tax Year	Number of Shares Owned by the Shareholder at the Beginning of its Tax Year	Change to the Number of Shares Owned	Date of Changes	Number of Shares at End of Year
	2095			2095

TY 2014 Taxation of Excess Distribution Statement

Name: ROBERT T KEELER FOUNDATION CO MARY L RUST

EIN: 31-1420552

Statement: TOTAL ALLOCABLE TO CURRENT YEAR AND PRE-PFIC TAX YEARS =
\$41972. TOTAL TO FORM 8621, LINE 16B = \$41972.

TY 2014 Taxation of Excess Distribution Statement

Name: ROBERT T KEELER FOUNDATION CO MARY L RUST

EIN: 31-1420552

Statement: TOTAL ALLOCABLE TO CURRENT YEAR AND PRE-PFIC TAX YEARS =
\$52843. TOTAL TO FORM 8621, LINE 16B = \$52843.