



See a Social Security Number? Say Something!  
Report Privacy Problems to <https://public.resource.org/privacy>  
Or call the IRS Identity Theft Hotline at 1-800-908-4490



**Return of Private Foundation**

Department of the Treasury  
Internal Revenue Service

or Section 4947(a)(1) Trust Treated as Private Foundation  
Do not enter social security numbers on this form as it may be made public.

**2014**

Information about Form 990-PF and its separate instructions is at [www.irs.gov/form990pf](http://www.irs.gov/form990pf)

**Open to Public Inspection**

For calendar year **2014** or tax year beginning , **2014**, and ending , **20**

Name of foundation  
**B J KILLIAN FOUNDATION 1049000444**

Number and street (or P.O. box number if mail is not delivered to street address) Room/suite  
**STOCK YARDS BANK & TRUST P.O. BOX 34290**

City or town, state or province, country, and ZIP or foreign postal code  
**LOUISVILLE, KY 40232-4290**

**A Employer identification number**  
31-1077598

**B Telephone number (see instructions)**  
502-625-1076

**C** If exemption application is pending check here

**D** 1 Foreign organizations, check here   
2 Foreign organizations meeting the 85% test, check here and attach computation

**E** If private foundation status was terminated under section 507(b)(1)(A), check here

**F** If the foundation is in a 60-month termination under section 507(b)(1)(B), check here


**G** Check all that apply:  
 Initial return  
 Final return  
 Address change  
 Initial return of a former public charity  
 Amended return  
 Name change

**H** Check type of organization:  Section 501(c)(3) exempt private foundation  
 Section 4947(a)(1) nonexempt charitable trust  Other taxable private foundation

**I** Fair market value of all assets at end of year (from Part II, col. (c), line 16) ▶ \$ **4,219,964.**

**J** Accounting method:  Cash  Accrual  
 Other (specify) \_\_\_\_\_  
 (Part I, column (d) must be on cash basis.)

<b>Part I Analysis of Revenue and Expenses</b> (The total of amounts in columns (b), (c), and (d) may not necessarily equal the amounts in column (a) (see instructions))		(a) Revenue and expenses per books	(b) Net investment income	(c) Adjusted net income	(d) Disbursements for charitable purposes (cash basis only)
<b>Revenue</b>	1 Contributions, gifts, grants, etc., received (attach schedule)				
	2 Check <input type="checkbox"/> if the foundation is not required to attach Sch. B				
	3 Interest on savings and temporary cash investments				
	4 Dividends and interest from securities	81,934.	78,734.		
	5a Gross rents				
	b Net rental income or (loss)				
	6a Net gain or (loss) from sale of assets not on line 10	118,066.			
	b Gross sales price for all assets on line 6a	736,966.			
	7 Capital gain net income (from Part IV, line 2)		118,066.		
	8 Net short-term capital gain				
	9 Income modifications				
10a Gross sales less returns and allowances					
b Less Cost of goods sold					
c Gross profit or (loss) (attach schedule)					
11 Other income (attach schedule)			-101.		STMT 1
12 Total. Add lines 1 through 11	200,000.	196,699.			
<b>Operating and Administrative Expenses</b>	13 Compensation of officers, directors, trustees, etc.				
	14 Other employee salaries and wages				
	15 Pension plans, employee benefits				
	16a Legal fees (attach schedule)				
	b Accounting fees (attach schedule) STMT 2	750.	NONE	NONE	750.
	c Other professional fees (attach schedule) STMT 3	22,975.	22,975.		
	17 Interest				
	18 Taxes (attach schedule) (see instructions) STMT 4	4,400.	773.		
	19 Depreciation (attach schedule) and depletion				
	20 Occupancy				
	21 Travel, conferences, and meetings				
	22 Printing and publications				
	23 Other expenses (attach schedule)				
	24 Total operating and administrative expenses. Add lines 13 through 23	28,125.	23,748.	NONE	750.
	25 Contributions, gifts, grants paid	213,653.			213,653.
26 Total expenses and disbursements. Add lines 24 and 25	241,778.	23,748.	NONE	214,403.	
27 Subtract line 26 from line 12					
a Excess of revenue over expenses and disbursements	-41,778.				
b Net investment income (if negative, enter -0-)		172,951.			
c Adjusted net income (if negative, enter -0-)					



*[Handwritten signature]*

Part II Balance Sheets		Attached schedules and amounts in the description column should be for end-of-year amounts only. (See instructions.)			
		Beginning of year (a) Book Value	End of year (b) Book Value (c) Fair Market Value		
Assets	1	Cash - non-interest-bearing . . . . .	51,281.	269,947.	269,947.
	2	Savings and temporary cash investments . . . . .			
	3	Accounts receivable ▶ Less: allowance for doubtful accounts ▶			
	4	Pledges receivable ▶ Less: allowance for doubtful accounts ▶			
	5	Grants receivable . . . . .			
	6	Receivables due from officers, directors, trustees, and other disqualified persons (attach schedule) (see instructions) . . . . .			
	7	Other notes and loans receivable (attach schedule) ▶ Less: allowance for doubtful accounts ▶			
	8	Inventories for sale or use . . . . .			
	9	Prepaid expenses and deferred charges . . . . .			
	10a	Investments - U S and state government obligations (attach schedule) . . . . .			
	b	Investments - corporate stock (attach schedule) . . . . .			
	c	Investments - corporate bonds (attach schedule) . . . . .			
	11	Investments - land, buildings, and equipment basis Less: accumulated depreciation (attach schedule) ▶			
	12	Investments - mortgage loans . . . . .			
	13	Investments - other (attach schedule) . . . . .	3,750,815.	3,493,680.	3,950,017.
	14	Land, buildings, and equipment basis Less: accumulated depreciation (attach schedule) ▶			
15	Other assets (describe ▶ )				
16	<b>Total assets</b> (to be completed by all filers - see the instructions. Also, see page 1, item I) . . . . .	3,802,096.	3,763,627.	4,219,964.	
Liabilities	17	Accounts payable and accrued expenses . . . . .			
	18	Grants payable . . . . .			
	19	Deferred revenue . . . . .			
	20	Loans from officers, directors, trustees, and other disqualified persons . . . . .			
	21	Mortgages and other notes payable (attach schedule) . . . . .			
	22	Other liabilities (describe ▶ )			
23	<b>Total liabilities</b> (add lines 17 through 22) . . . . .			NONE	
Net Assets or Fund Balances	Foundations that follow SFAS 117, check here ▶ <input type="checkbox"/> and complete lines 24 through 26 and lines 30 and 31.				
	24	Unrestricted . . . . .			
	25	Temporarily restricted . . . . .			
	26	Permanently restricted . . . . .			
	Foundations that do not follow SFAS 117, . . . ▶ <input checked="" type="checkbox"/> check here and complete lines 27 through 31.				
	27	Capital stock, trust principal, or current funds . . . . .	3,802,096.	3,763,627.	
	28	Paid-in or capital surplus, or land, bldg, and equipment fund . . . . .			
	29	Retained earnings, accumulated income, endowment, or other funds . . . . .			
30	<b>Total net assets or fund balances</b> (see instructions) . . . . .	3,802,096.	3,763,627.		
31	<b>Total liabilities and net assets/fund balances</b> (see instructions) . . . . .	3,802,096.	3,763,627.		

Part III Analysis of Changes in Net Assets or Fund Balances		
1	Total net assets or fund balances at beginning of year - Part II, column (a), line 30 (must agree with end-of-year figure reported on prior year's return) . . . . .	1 3,802,096.
2	Enter amount from Part I, line 27a . . . . .	2 -41,778.
3	Other increases not included in line 2 (itemize) ▶ SEE STATEMENT 5 . . . . .	3 4,580.
4	Add lines 1, 2, and 3 . . . . .	4 3,764,898.
5	Decreases not included in line 2 (itemize) ▶ SEE STATEMENT 6 . . . . .	5 1,271.
6	<b>Total net assets or fund balances at end of year</b> (line 4 minus line 5) - Part II, column (b), line 30 . . . . .	6 3,763,627.

**Part IV Capital Gains and Losses for Tax on Investment Income**

(a) List and describe the kind(s) of property sold (e.g., real estate, 2-story brick warehouse; or common stock, 200 shs. MLC Co.)		(b) How acquired P - Purchase D - Donation	(c) Date acquired (mo., day, yr.)	(d) Date sold (mo., day, yr.)
<b>1a PUBLICLY TRADED SECURITIES</b>				
<b>b</b>				
<b>c</b>				
<b>d</b>				
<b>e</b>				
(e) Gross sales price	(f) Depreciation allowed (or allowable)	(g) Cost or other basis plus expense of sale	(h) Gain or (loss) (e) plus (f) minus (g)	
<b>a</b> 736,966.		618,900.	118,066.	
<b>b</b>				
<b>c</b>				
<b>d</b>				
<b>e</b>				
Complete only for assets showing gain in column (h) and owned by the foundation on 12/31/69				(i) Gains (Col. (h) gain minus col. (k), but not less than -0-) or Losses (from col. (h))
(i) F.M.V. as of 12/31/69	(j) Adjusted basis as of 12/31/69	(k) Excess of col. (i) over col. (j), if any		
<b>a</b>			118,066.	
<b>b</b>				
<b>c</b>				
<b>d</b>				
<b>e</b>				
<b>2</b> Capital gain net income or (net capital loss)		{ If gain, also enter in Part I, line 7 If (loss), enter -0- in Part I, line 7 }	<b>2</b>	118,066.
<b>3</b> Net short-term capital gain or (loss) as defined in sections 1222(5) and (6): If gain, also enter in Part I, line 8, column (c) (see instructions). If (loss), enter -0- in Part I, line 8		{	<b>3</b>	

**Part V Qualification Under Section 4940(e) for Reduced Tax on Net Investment Income**

(For optional use by domestic private foundations subject to the section 4940(a) tax on net investment income.)

If section 4940(d)(2) applies, leave this part blank.

Was the foundation liable for the section 4942 tax on the distributable amount of any year in the base period?  Yes  No  
If "Yes," the foundation does not qualify under section 4940(e). Do not complete this part.

**1** Enter the appropriate amount in each column for each year; see the instructions before making any entries.

(a) Base period years Calendar year (or tax year beginning in)	(b) Adjusted qualifying distributions	(c) Net value of noncharitable-use assets	(d) Distribution ratio (col (b) divided by col. (c))
2013			
2012			
2011			
2010			
2009			
<b>2</b> Total of line 1, column (d)			<b>2</b>
<b>3</b> Average distribution ratio for the 5-year base period - divide the total on line 2 by 5, or by the number of years the foundation has been in existence if less than 5 years			<b>3</b>
<b>4</b> Enter the net value of noncharitable-use assets for 2014 from Part X, line 5			<b>4</b>
<b>5</b> Multiply line 4 by line 3			<b>5</b>
<b>6</b> Enter 1% of net investment income (1% of Part I, line 27b)			<b>6</b>
<b>7</b> Add lines 5 and 6			<b>7</b>
<b>8</b> Enter qualifying distributions from Part XII, line 4 If line 8 is equal to or greater than line 7, check the box in Part VI, line 1b, and complete that part using a 1% tax rate. See the Part VI instructions.			<b>8</b>

**Part VI Excise Tax Based on Investment Income (Section 4940(a), 4940(b), 4940(e), or 4948 - see instructions)**

1a	Exempt operating foundations described in section 4940(d)(2), check here <input type="checkbox"/> and enter "N/A" on line 1 . . . . . Date of ruling or determination letter _____ (attach copy of letter if necessary - see instructions)		
b	Domestic foundations that meet the section 4940(e) requirements in Part V, check here <input type="checkbox"/> and enter 1% of Part I, line 27b . . . . .	1	3,459.
c	All other domestic foundations enter 2% of line 27b. Exempt foreign organizations enter 4% of Part I, line 12, col. (b).		
2	Tax under section 511 (domestic section 4947(a)(1) trusts and taxable foundations only. Others enter -0-) . . . . .	2	
3	Add lines 1 and 2 . . . . .	3	3,459.
4	Subtitle A (income) tax (domestic section 4947(a)(1) trusts and taxable foundations only. Others enter -0-) . . . . .	4	NONE
5	<b>Tax based on investment income.</b> Subtract line 4 from line 3. If zero or less, enter -0- . . . . .	5	3,459.
6	Credits/Payments:		
a	2014 estimated tax payments and 2013 overpayment credited to 2014 . . . . .	6a	3,020.
b	Exempt foreign organizations - tax withheld at source . . . . .	6b	NONE
c	Tax paid with application for extension of time to file (Form 8868) . . . . .	6c	NONE
d	Backup withholding erroneously withheld . . . . .	6d	
7	Total credits and payments. Add lines 6a through 6d . . . . .	7	3,020.
8	Enter any <b>penalty</b> for underpayment of estimated tax. Check here <input type="checkbox"/> if Form 2220 is attached . . . . .	8	
9	<b>Tax due.</b> If the total of lines 5 and 8 is more than line 7, enter <b>amount owed</b> . . . . .	9	439.
10	<b>Overpayment.</b> If line 7 is more than the total of lines 5 and 8, enter the <b>amount overpaid</b> . . . . .	10	
11	Enter the amount of line 10 to be <b>Credited to 2015 estimated tax</b> <input type="checkbox"/> <b>NONE</b> Refunded <input type="checkbox"/> <b>11</b>	11	

**Part VII-A Statements Regarding Activities**

	Yes	No
1a During the tax year, did the foundation attempt to influence any national, state, or local legislation or did it participate or intervene in any political campaign? . . . . .		X
b Did it spend more than \$100 during the year (either directly or indirectly) for political purposes (see Instructions for the definition)? . . . . . <i>If the answer is "Yes" to 1a or 1b, attach a detailed description of the activities and copies of any materials published or distributed by the foundation in connection with the activities.</i>		X
c Did the foundation file <b>Form 1120-POL</b> for this year? . . . . .		X
d Enter the amount (if any) of tax on political expenditures (section 4955) imposed during the year: (1) On the foundation. <input type="checkbox"/> \$ _____ (2) On foundation managers <input type="checkbox"/> \$ _____		
e Enter the reimbursement (if any) paid by the foundation during the year for political expenditure tax imposed on foundation managers <input type="checkbox"/> \$ _____		
2 Has the foundation engaged in any activities that have not previously been reported to the IRS? . . . . . <i>If "Yes," attach a detailed description of the activities.</i>		X
3 Has the foundation made any changes, not previously reported to the IRS, in its governing instrument, articles of incorporation, or bylaws, or other similar instruments? <i>If "Yes," attach a conformed copy of the changes</i> . . . . .		X
4a Did the foundation have unrelated business gross income of \$1,000 or more during the year? . . . . .		X
b If "Yes," has it filed a tax return on <b>Form 990-T</b> for this year? . . . . .		
5 Was there a liquidation, termination, dissolution, or substantial contraction during the year? . . . . . <i>If "Yes," attach the statement required by General Instruction T.</i>		X
6 Are the requirements of section 508(e) (relating to sections 4941 through 4945) satisfied either: • By language in the governing instrument, or • By state legislation that effectively amends the governing instrument so that no mandatory directions that conflict with the state law remain in the governing instrument? . . . . .	X	
7 Did the foundation have at least \$5,000 in assets at any time during the year? <i>If "Yes," complete Part II, col. (c), and Part XV</i>	X	
8a Enter the states to which the foundation reports or with which it is registered (see instructions) <input type="checkbox"/> _____ <u>KY</u> _____		
b If the answer is "Yes" to line 7, has the foundation furnished a copy of Form 990-PF to the Attorney General (or designate) of each state as required by <i>General Instruction G7</i> ? <i>If "No," attach explanation</i> . . . . .	X	
9 Is the foundation claiming status as a private operating foundation within the meaning of section 4942(j)(3) or 4942(j)(5) for calendar year 2014 or the taxable year beginning in 2014 (see instructions for Part XIV)? <i>If "Yes," complete Part XIV.</i> . . . . .		X
10 Did any persons become substantial contributors during the tax year? <i>If "Yes," attach a schedule listing their names and addresses</i> . . . . .		X

Part VII-A Statements Regarding Activities (continued)

11 At any time during the year, did the foundation, directly or indirectly, own a controlled entity within the meaning of section 512(b)(13)? If "Yes," attach schedule (see instructions). . . . . 11 X
12 Did the foundation make a distribution to a donor advised fund over which the foundation or a disqualified person had advisory privileges? If "Yes," attach statement (see instructions) . . . . . 12 X
13 Did the foundation comply with the public inspection requirements for its annual returns and exemption application? Website address NONE . . . . . 13 X
14 The books are in care of SEE STATEMENT 7 Telephone no. Located at ZIP+4
15 Section 4947(a)(1) nonexempt charitable trusts filing Form 990-PF in lieu of Form 1041 - Check here . . . . . 15
16 At any time during calendar year 2014, did the foundation have an interest in or a signature or other authority over a bank, securities, or other financial account in a foreign country? . . . . . 16 Yes No X
See the instructions for exceptions and filing requirements for FinCEN Form 114, (formerly TD F 90-22.1). If "Yes," enter the name of the foreign country

Part VII-B Statements Regarding Activities for Which Form 4720 May Be Required

File Form 4720 if any item is checked in the "Yes" column, unless an exception applies.

1a During the year did the foundation (either directly or indirectly)
(1) Engage in the sale or exchange, or leasing of property with a disqualified person? . . . . . Yes X No
(2) Borrow money from, lend money to, or otherwise extend credit to (or accept it from) a disqualified person? . . . . . Yes X No
(3) Furnish goods, services, or facilities to (or accept them from) a disqualified person? . . . . . Yes X No
(4) Pay compensation to, or pay or reimburse the expenses of, a disqualified person? . . . . . Yes X No
(5) Transfer any income or assets to a disqualified person (or make any of either available for the benefit or use of a disqualified person)? . . . . . Yes X No
(6) Agree to pay money or property to a government official? (Exception. Check "No" if the foundation agreed to make a grant to or to employ the official for a period after termination of government service, if terminating within 90 days.) . . . . . Yes X No
b If any answer is "Yes" to 1a(1)-(6), did any of the acts fail to qualify under the exceptions described in Regulations section 53.4941(d)-3 or in a current notice regarding disaster assistance (see instructions)? . . . . . 1b
Organizations relying on a current notice regarding disaster assistance check here . . . . .
c Did the foundation engage in a prior year in any of the acts described in 1a, other than excepted acts, that were not corrected before the first day of the tax year beginning in 2014? . . . . . 1c X
2 Taxes on failure to distribute income (section 4942) (does not apply for years the foundation was a private operating foundation defined in section 4942(j)(3) or 4942(j)(5))
a At the end of tax year 2014, did the foundation have any undistributed income (lines 6d and 6e, Part XIII) for tax year(s) beginning before 2014? . . . . . Yes X No
If "Yes," list the years
b Are there any years listed in 2a for which the foundation is not applying the provisions of section 4942(a)(2) (relating to incorrect valuation of assets) to the year's undistributed income? (If applying section 4942(a)(2) to all years listed, answer "No" and attach statement - see instructions.) . . . . . 2b
c If the provisions of section 4942(a)(2) are being applied to any of the years listed in 2a, list the years here.
3a Did the foundation hold more than a 2% direct or indirect interest in any business enterprise at any time during the year? . . . . . Yes X No
b If "Yes," did it have excess business holdings in 2014 as a result of (1) any purchase by the foundation or disqualified persons after May 26, 1969, (2) the lapse of the 5-year period (or longer period approved by the Commissioner under section 4943(c)(7)) to dispose of holdings acquired by gift or bequest; or (3) the lapse of the 10-, 15-, or 20-year first phase holding period? (Use Schedule C, Form 4720, to determine if the foundation had excess business holdings in 2014.) . . . . . 3b
4a Did the foundation invest during the year any amount in a manner that would jeopardize its charitable purposes? . . . . . 4a X
b Did the foundation make any investment in a prior year (but after December 31, 1969) that could jeopardize its charitable purpose that had not been removed from jeopardy before the first day of the tax year beginning in 2014? . . . . . 4b X

**Part VII-B Statements Regarding Activities for Which Form 4720 May Be Required (continued)**

5a During the year did the foundation pay or incur any amount to:

(1) Carry on propaganda, or otherwise attempt to influence legislation (section 4945(e))?. . . . .  Yes  No

(2) Influence the outcome of any specific public election (see section 4955), or to carry on, directly or indirectly, any voter registration drive?. . . . .  Yes  No

(3) Provide a grant to an individual for travel, study, or other similar purposes? . . . . .  Yes  No

(4) Provide a grant to an organization other than a charitable, etc., organization described in section 4945(d)(4)(A)? (see instructions). . . . .  Yes  No

(5) Provide for any purpose other than religious, charitable, scientific, literary, or educational purposes, or for the prevention of cruelty to children or animals? . . . . .  Yes  No

b If any answer is "Yes" to 5a(1)-(5), did any of the transactions fail to qualify under the exceptions described in Regulations section 53.4945 or in a current notice regarding disaster assistance (see instructions)? . . . . .  Yes  No  
 Organizations relying on a current notice regarding disaster assistance check here . . . . .  Yes  No

c If the answer is "Yes" to question 5a(4), does the foundation claim exemption from the tax because it maintained expenditure responsibility for the grant? . . . . .  Yes  No  
 If "Yes," attach the statement required by Regulations section 53.4945-5(d).

6a Did the foundation, during the year, receive any funds, directly or indirectly, to pay premiums on a personal benefit contract? . . . . .  Yes  No

b Did the foundation, during the year, pay premiums, directly or indirectly, on a personal benefit contract? . . . . .  Yes  No  
 If "Yes" to 6b, file Form 8870.

7a At any time during the tax year, was the foundation a party to a prohibited tax shelter transaction? . . . . .  Yes  No

b If "Yes," did the foundation receive any proceeds or have any net income attributable to the transaction? . . . . .  Yes  No

**Part VIII Information About Officers, Directors, Trustees, Foundation Managers, Highly Paid Employees, and Contractors**

**1 List all officers, directors, trustees, foundation managers and their compensation (see instructions).**

(a) Name and address	(b) Title, and average hours per week devoted to position	(c) Compensation (If not paid, enter -0-)	(d) Contributions to employee benefit plans and deferred compensation	(e) Expense account, other allowances
SEE STATEMENT 8				

**2 Compensation of five highest-paid employees (other than those included on line 1 - see instructions). If none, enter "NONE."**

(a) Name and address of each employee paid more than \$50,000	(b) Title, and average hours per week devoted to position	(c) Compensation	(d) Contributions to employee benefit plans and deferred compensation	(e) Expense account, other allowances
NONE		NONE	NONE	NONE

Total number of other employees paid over \$50,000 . . . . .  Yes  No NONE

**Part VIII Information About Officers, Directors, Trustees, Foundation Managers, Highly Paid Employees, and Contractors (continued)**

**3 Five highest-paid independent contractors for professional services (see instructions). If none, enter "NONE."**

(a) Name and address of each person paid more than \$50,000	(b) Type of service	(c) Compensation
NONE		NONE
-----		
-----		
-----		
-----		
-----		
<b>Total number of others receiving over \$50,000 for professional services</b> . . . . . ▶		NONE

**Part IX-A Summary of Direct Charitable Activities**

List the foundation's four largest direct charitable activities during the tax year. Include relevant statistical information such as the number of organizations and other beneficiaries served, conferences convened, research papers produced, etc.	Expenses
1 NONE	
2	
3	
4	

**Part IX-B Summary of Program-Related Investments (see instructions)**

Describe the two largest program-related investments made by the foundation during the tax year on lines 1 and 2.	Amount
1 NONE	
2	
All other program-related investments See instructions. 3 NONE	
<b>Total. Add lines 1 through 3</b> . . . . . ▶	

**Part X Minimum Investment Return** (All domestic foundations must complete this part. Foreign foundations, see instructions.)

<b>1</b>	Fair market value of assets not used (or held for use) directly in carrying out charitable, etc., purposes:		
<b>a</b>	Average monthly fair market value of securities . . . . .	<b>1a</b>	4,050,363.
<b>b</b>	Average of monthly cash balances . . . . .	<b>1b</b>	174,590.
<b>c</b>	Fair market value of all other assets (see instructions). . . . .	<b>1c</b>	NONE
<b>d</b>	<b>Total</b> (add lines 1a, b, and c) . . . . .	<b>1d</b>	4,224,953.
<b>e</b>	Reduction claimed for blockage or other factors reported on lines 1a and 1c (attach detailed explanation) . . . . .	<b>1e</b>	
<b>2</b>	Acquisition indebtedness applicable to line 1 assets . . . . .	<b>2</b>	NONE
<b>3</b>	Subtract line 2 from line 1d . . . . .	<b>3</b>	4,224,953.
<b>4</b>	Cash deemed held for charitable activities. Enter 1 1/2% of line 3 (for greater amount, see instructions). . . . .	<b>4</b>	63,374.
<b>5</b>	<b>Net value of noncharitable-use assets.</b> Subtract line 4 from line 3. Enter here and on Part V, line 4 . . . . .	<b>5</b>	4,161,579.
<b>6</b>	<b>Minimum investment return.</b> Enter 5% of line 5 . . . . .	<b>6</b>	208,079.

**Part XI Distributable Amount** (see instructions) (Section 4942(j)(3) and (j)(5) private operating foundations and certain foreign organizations check here  and do not complete this part.)

<b>1</b>	Minimum investment return from Part X, line 6 . . . . .	<b>1</b>	208,079.
<b>2a</b>	Tax on investment income for 2014 from Part VI, line 5 . . . . .	<b>2a</b>	3,459.
<b>b</b>	Income tax for 2014. (This does not include the tax from Part VI.) . . . . .	<b>2b</b>	
<b>c</b>	Add lines 2a and 2b . . . . .	<b>2c</b>	3,459.
<b>3</b>	<b>Distributable amount before adjustments.</b> Subtract line 2c from line 1 . . . . .	<b>3</b>	204,620.
<b>4</b>	Recoveries of amounts treated as qualifying distributions . . . . .	<b>4</b>	NONE
<b>5</b>	Add lines 3 and 4 . . . . .	<b>5</b>	204,620.
<b>6</b>	Deduction from distributable amount (see instructions). . . . .	<b>6</b>	NONE
<b>7</b>	<b>Distributable amount as adjusted.</b> Subtract line 6 from line 5. Enter here and on Part XIII, line 1 . . . . .	<b>7</b>	204,620.

**Part XII Qualifying Distributions** (see instructions)

<b>1</b>	Amounts paid (including administrative expenses) to accomplish charitable, etc., purposes:		
<b>a</b>	Expenses, contributions, gifts, etc. - total from Part I, column (d), line 26 . . . . .	<b>1a</b>	214,403.
<b>b</b>	Program-related investments - total from Part IX-B . . . . .	<b>1b</b>	
<b>2</b>	Amounts paid to acquire assets used (or held for use) directly in carrying out charitable, etc., purposes . . . . .	<b>2</b>	NONE
<b>3</b>	Amounts set aside for specific charitable projects that satisfy the:		
<b>a</b>	Suitability test (prior IRS approval required) . . . . .	<b>3a</b>	NONE
<b>b</b>	Cash distribution test (attach the required schedule) . . . . .	<b>3b</b>	NONE
<b>4</b>	<b>Qualifying distributions.</b> Add lines 1a through 3b. Enter here and on Part V, line 8, and Part XIII, line 4 . . . . .	<b>4</b>	214,403.
<b>5</b>	Foundations that qualify under section 4940(e) for the reduced rate of tax on net investment income. Enter 1% of Part I, line 27b (see instructions) . . . . .	<b>5</b>	N/A
<b>6</b>	<b>Adjusted qualifying distributions.</b> Subtract line 5 from line 4 . . . . .	<b>6</b>	214,403.

**Note.** The amount on line 6 will be used in Part V, column (b), in subsequent years when calculating whether the foundation qualifies for the section 4940(e) reduction of tax in those years.

**Part XIII Undistributed Income** (see instructions)

	(a) Corpus	(b) Years prior to 2013	(c) 2013	(d) 2014
1 Distributable amount for 2014 from Part XI, line 7 . . . . .				204,620.
2 Undistributed income, if any, as of the end of 2014.				
a Enter amount for 2013 only . . . . .			202,768.	
b Total for prior years 20 <u>12</u> , 20 <u>  </u> , 20 <u>  </u> . . . . .		NONE		
3 Excess distributions carryover, if any, to 2014.				
a From 2009 . . . . .	NONE			
b From 2010 . . . . .	NONE			
c From 2011 . . . . .	NONE			
d From 2012 . . . . .	NONE			
e From 2013 . . . . .	NONE			
f Total of lines 3a through e . . . . .	NONE			
4 Qualifying distributions for 2014 from Part XII, line 4. ► \$ <u>214,403.</u>				
a Applied to 2013, but not more than line 2a . . . . .			202,768.	
b Applied to undistributed income of prior years (Election required - see instructions) . . . . .		NONE		
c Treated as distributions out of corpus (Election required - see instructions) . . . . .	NONE			
d Applied to 2014 distributable amount . . . . .				11,635.
e Remaining amount distributed out of corpus . . . . .	NONE			
5 Excess distributions carryover applied to 2014. (If an amount appears in column (d), the same amount must be shown in column (a).)	NONE			NONE
6 Enter the net total of each column as indicated below:				
a Corpus. Add lines 3f, 4c, and 4e. Subtract line 5 . . . . .	NONE			
b Prior years' undistributed income. Subtract line 4b from line 2b . . . . .		NONE		
c Enter the amount of prior years' undistributed income for which a notice of deficiency has been issued, or on which the section 4942(a) tax has been previously assessed . . . . .			NONE	
d Subtract line 6c from line 6b. Taxable amount - see instructions . . . . .			NONE	
e Undistributed income for 2013. Subtract line 4a from line 2a. Taxable amount - see instructions . . . . .				
f Undistributed income for 2014. Subtract lines 4d and 5 from line 1. This amount must be distributed in 2015 . . . . .				192,985.
7 Amounts treated as distributions out of corpus to satisfy requirements imposed by section 170(b)(1)(F) or 4942(g)(3) (Election may be required - see instructions) . . . . .	NONE			
8 Excess distributions carryover from 2009 not applied on line 5 or line 7 (see instructions) . . . . .	NONE			
9 Excess distributions carryover to 2015. Subtract lines 7 and 8 from line 6a . . . . .	NONE			
10 Analysis of line 9:				
a Excess from 2010 . . . . .	NONE			
b Excess from 2011 . . . . .	NONE			
c Excess from 2012 . . . . .	NONE			
d Excess from 2013 . . . . .	NONE			
e Excess from 2014 . . . . .	NONE			

**Part XIV Private Operating Foundations** (see instructions and Part VII-A, question 9) NOT APPLICABLE

**1 a** If the foundation has received a ruling or determination letter that it is a private operating foundation, and the ruling is effective for 2014, enter the date of the ruling . . . . .

**b** Check box to indicate whether the foundation is a private operating foundation described in section 4942(j)(3) or 4942(j)(5)

	Tax year		Prior 3 years		(e) Total
	(a) 2014	(b) 2013	(c) 2012	(d) 2011	
<b>2 a</b> Enter the lesser of the adjusted net income from Part I or the minimum investment return from Part X for each year listed . . . . .					
<b>b</b> 85% of line 2a . . . . .					
<b>c</b> Qualifying distributions from Part XII, line 4 for each year listed . . . . .					
<b>d</b> Amounts included in line 2c not used directly for active conduct of exempt activities . . . . .					
<b>e</b> Qualifying distributions made directly for active conduct of exempt activities Subtract line 2d from line 2c . . . . .					
<b>3</b> Complete 3a, b, or c for the alternative test relied upon					
<b>a</b> "Assets" alternative test - enter					
<b>(1)</b> Value of all assets . . . . .					
<b>(2)</b> Value of assets qualifying under section 4942(j)(3)(B)(i). . . . .					
<b>b</b> "Endowment" alternative test - enter 2/3 of minimum investment return shown in Part X, line 6 for each year listed . . . . .					
<b>c</b> "Support" alternative test - enter					
<b>(1)</b> Total support other than gross investment income (interest, dividends, rents, payments on securities loans (section 512(a)(5)), or royalties). . . . .					
<b>(2)</b> Support from general public and 5 or more exempt organizations as provided in section 4942(j)(3)(B)(iii). . . . .					
<b>(3)</b> Largest amount of support from an exempt organization. . . . .					
<b>(4)</b> Gross investment income . . . . .					

**Part XV Supplementary Information (Complete this part only if the foundation had \$5,000 or more in assets at any time during the year - see instructions.)**

**1 Information Regarding Foundation Managers:**  
**a** List any managers of the foundation who have contributed more than 2% of the total contributions received by the foundation before the close of any tax year (but only if they have contributed more than \$5,000). (See section 507(d)(2).)

NANCY F WILSON, TRUSTEE

**b** List any managers of the foundation who own 10% or more of the stock of a corporation (or an equally large portion of the ownership of a partnership or other entity) of which the foundation has a 10% or greater interest.

N/A

**2 Information Regarding Contribution, Grant, Gift, Loan, Scholarship, etc., Programs:**

Check here  if the foundation only makes contributions to preselected charitable organizations and does not accept unsolicited requests for funds. If the foundation makes gifts, grants, etc. (see instructions) to individuals or organizations under other conditions, complete items 2a, b, c, and d.

**a** The name, address, and telephone number or e-mail address of the person to whom applications should be addressed:

**b** The form in which applications should be submitted and information and materials they should include:

**c** Any submission deadlines:

**d** Any restrictions or limitations on awards, such as by geographical areas, charitable fields, kinds of institutions, or other factors:

**Part XV Supplementary Information (continued)**

**3 Grants and Contributions Paid During the Year or Approved for Future Payment**

Recipient Name and address (home or business)	If recipient is an individual, show any relationship to any foundation manager or substantial contributor	Foundation status of recipient	Purpose of grant or contribution	Amount
a <i>Paid during the year</i>  SEE STATEMENT 21				213,653.
<b>Total</b> ..... ▶ <b>3a</b>				213,653.
b <i>Approved for future payment</i>				
<b>Total</b> ..... ▶ <b>3b</b>				



Part XVII Information Regarding Transfers To and Transactions and Relationships With Noncharitable Exempt Organizations

- 1 Did the organization directly or indirectly engage in any of the following with any other organization described in section 501(c) of the Code...
a Transfers from the reporting foundation to a noncharitable exempt organization of:
(1) Cash
(2) Other assets
b Other transactions:
(1) Sales of assets to a noncharitable exempt organization
(2) Purchases of assets from a noncharitable exempt organization
(3) Rental of facilities, equipment, or other assets
(4) Reimbursement arrangements
(5) Loans or loan guarantees
(6) Performance of services or membership or fundraising solicitations
c Sharing of facilities, equipment, mailing lists, other assets, or paid employees
d If the answer to any of the above is "Yes," complete the following schedule.

Table with 4 columns: (a) Line no, (b) Amount involved, (c) Name of noncharitable exempt organization, (d) Description of transfers, transactions, and sharing arrangements.

2a Is the foundation directly or indirectly affiliated with, or related to, one or more tax-exempt organizations described in section 501(c) of the Code... [ ] Yes [X] No

b If "Yes," complete the following schedule.

Table with 3 columns: (a) Name of organization, (b) Type of organization, (c) Description of relationship.

Under penalties of perjury, I declare that I have examined this return, including accompanying schedules and statements, and to the best of my knowledge and belief, it is true, correct, and complete Declaration of preparer (other than taxpayer) is based on all information of which preparer has any knowledge

Sign Here: Signature of officer or trustee (Mildred A. Kelli), Date, Title. May the IRS discuss this return with the preparer shown below (see instructions)? [X] Yes [ ] No

Paid Preparer Use Only: Print/Type preparer's name (WESLEY HIRSCHBERG), Firm's name (ERNST & YOUNG U.S. LLP), Firm's address (155 NORTH WACKER DRIVE CHICAGO, IL 60606), Date (04/22/2015), Firm's EIN (34-6565596), Phone no. (312-879-2000), PTIN (P00162244)

FORM 990PF, PART I - OTHER INCOME

DESCRIPTION	REVENUE AND EXPENSES PER BOOKS	NET INVESTMENT INCOME
NET GAIN/LOSS ON FINAL KKR & CO., LPK-1	-101.	-101.
TOTALS	-101.	-101.

FORM 990PF, PART I - ACCOUNTING FEES

DESCRIPTION	REVENUE AND EXPENSES PER BOOKS	NET INVESTMENT INCOME	ADJUSTED NET INCOME	CHARITABLE PURPOSES
TAX PREPARATION FEE (NON-ALLOC)	750.			750.
TOTALS	750.	NONE	NONE	750.

FORM 990PF, PART I - OTHER PROFESSIONAL FEES  
=====

DESCRIPTION -----	REVENUE AND EXPENSES PER BOOKS -----	NET INVESTMENT INCOME -----
CUSTODIAN & MANAGEMENT FEES (A)	22,975.	22,975.
TOTALS	22,975.	22,975.
	=====	=====

FORM 990PF, PART I - TAXES

=====

DESCRIPTION	REVENUE AND EXPENSES PER BOOKS	NET INVESTMENT INCOME
-----	-----	-----
FOREIGN TAXES	206.	206.
FEDERAL TAX PAYMENT - PRIOR YE	607.	
FEDERAL ESTIMATES - PRINCIPAL	3,020.	
FOREIGN TAXES ON QUALIFIED FOR	302.	302.
FOREIGN TAXES ON NONQUALIFIED	265.	265.
	-----	-----
TOTALS	4,400.	773.
	=====	=====

FORM 990PF, PART III - OTHER INCREASES IN NET WORTH OR FUND BALANCES

=====

DESCRIPTION -----	AMOUNT -----
OID ADJUSTMENT	1,797.
RETURN OF CAPITAL ADJUSTMENT	2,579.
BASIS ADJUSTMENT ON PARTNERSHIP	204.
	-----
TOTAL	4,580.
	=====

FORM 990PF, PART III - OTHER DECREASES IN NET WORTH OR FUND BALANCES

=====

DESCRIPTION -----	AMOUNT -----
DIV POSTED 2014 EFFECTIVE 2013	57.
REVERSAL OF PRIOR-YEAR OUT-OF-BALANCE	1,214.
	-----
TOTAL	1,271.
	=====

FORM 990PF, PART VII-A, LINE 14 - BOOKS ARE IN THE CARE OF  
=====

NAME: STOCK YARDS BANK & TRUST CO  
ATTN: TED SNAWDER  
ADDRESS: P O BOX 34290  
LOUISVILLE, KY 40232-4290  
  
TELEPHONE NUMBER: (502)625-1076

FORM 990PF, PART VIII - LIST OF OFFICERS, DIRECTORS, AND TRUSTEES  
=====

OFFICER NAME:  
NANCY F WILSON  
ADDRESS:  
2344 FORD AVENUE  
OWENSBORO, KY 42301  
TITLE:  
TRUSTEE, PART-TIME  
AVERAGE HOURS PER WEEK DEVOTED TO POSITION: 1

OFFICER NAME:  
MILDRED KILLIAN  
ADDRESS:  
5200 NEW HARTFORD ROAD  
OWENSBORO, KY 42303  
TITLE:  
TRUSTEE, PART-TIME  
AVERAGE HOURS PER WEEK DEVOTED TO POSITION: 1

OFFICER NAME:  
JAMES D TOLER  
ADDRESS:  
1930 HIGHWAY 81  
CALHOUN, KY 42327  
TITLE:  
TRUSTEE, PART-TIME  
AVERAGE HOURS PER WEEK DEVOTED TO POSITION: 1

OFFICER NAME:  
CHARLES F KILLIAN  
ADDRESS:  
405 HILLANDALE  
SANDERS, KY 41083  
TITLE:  
TRUSTEE, PART-TIME  
AVERAGE HOURS PER WEEK DEVOTED TO POSITION: 1

FORM 990PF, PART VIII - LIST OF OFFICERS, DIRECTORS, AND TRUSTEES

=====

OFFICER NAME:

DAVID L YEWELL

ADDRESS:

221 WEST 2ND STREET  
OWENSBORO, KY 42303

TITLE:

TRUSTEE, PART-TIME

AVERAGE HOURS PER WEEK DEVOTED TO POSITION: 1

=====

RECIPIENT NAME:  
 BOULWARE MISSION, INC.  
 ADDRESS:  
 731 HALL STREET  
 OWENSBORO, KY 42303  
 RELATIONSHIP:  
 NONE  
 PURPOSE OF GRANT:  
 GENERAL CHARITABLE PURPOSES  
 FOUNDATION STATUS OF RECIPIENT:  
 PC  
 AMOUNT OF GRANT PAID ..... 5,000.

RECIPIENT NAME:  
 EDMUNDITE MISSIONS  
 ADDRESS:  
 1428 BROAD STREET  
 SELMA, AL 36701  
 RELATIONSHIP:  
 NONE  
 PURPOSE OF GRANT:  
 GENERAL CHARITABLE PURPOSES  
 FOUNDATION STATUS OF RECIPIENT:  
 PC  
 AMOUNT OF GRANT PAID ..... 3,000.

RECIPIENT NAME:  
 GIRLS, INC.  
 ADDRESS:  
 PO BOX 1626  
 OWENSBORO, KY 42302-1626  
 RELATIONSHIP:  
 NONE  
 PURPOSE OF GRANT:  
 GENERAL CHARITABLE PURPOSES  
 FOUNDATION STATUS OF RECIPIENT:  
 PC  
 AMOUNT OF GRANT PAID ..... 5,000.

RECIPIENT NAME:

OASIS

ADDRESS:

PO BOX 315

OWENSBORO, KY 42302

RELATIONSHIP:

NONE

PURPOSE OF GRANT:

GENERAL CHARITABLE PURPOSES

FOUNDATION STATUS OF RECIPIENT:

PC

AMOUNT OF GRANT PAID ..... 5,000.

RECIPIENT NAME:

OWENSBORO MUSEUM OF FINE ART

ADDRESS:

220 DAVIESS STREET

OWENSBORO, KY 42303

RELATIONSHIP:

NONE

PURPOSE OF GRANT:

GENERAL CHARITABLE PURPOSES

FOUNDATION STATUS OF RECIPIENT:

PC

AMOUNT OF GRANT PAID ..... 48,653.

RECIPIENT NAME:

GUEST HOUSE

ADDRESS:

1601 JOSLYN ROAD / PO BOX 36

LAKE ONON, MI 48361

RELATIONSHIP:

NONE

PURPOSE OF GRANT:

GENERAL CHARITABLE PURPOSES

FOUNDATION STATUS OF RECIPIENT:

PC

AMOUNT OF GRANT PAID ..... 1,000.

=====

RECIPIENT NAME:

MEDICAL MISSION SISTERS

ADDRESS:

8400 PINE ROAD  
PHILADELPHIA, PA 19111

RELATIONSHIP:

NONE

PURPOSE OF GRANT:

GENERAL CHARITABLE PURPOSES

FOUNDATION STATUS OF RECIPIENT:

PC

AMOUNT OF GRANT PAID ..... 2,000.

RECIPIENT NAME:

GLENMARY HOME MISSIONERS

ADDRESS:

PO BOX 465618  
CINCINNATI, OH 46246-5618

RELATIONSHIP:

NONE

PURPOSE OF GRANT:

GENERAL CHARITABLE PURPOSES

FOUNDATION STATUS OF RECIPIENT:

PC

AMOUNT OF GRANT PAID ..... 2,000.

RECIPIENT NAME:

ST. JOSEPH'S PEACE MISSION

ADDRESS:

1328 WEST THIRD STREET  
OWENSBORO, KY 42301

RELATIONSHIP:

NONE

PURPOSE OF GRANT:

GENERAL CHARITABLE PURPOSES

FOUNDATION STATUS OF RECIPIENT:

PC

AMOUNT OF GRANT PAID ..... 4,000.

=====

RECIPIENT NAME:

AMERICAN RED CROSS, BIG RIVERS

ADDRESS:

1650 WEST 2ND ST STE 220/PBX 21746

OWENSBORO, KY 42304-1746

RELATIONSHIP:

NONE

PURPOSE OF GRANT:

GENERAL CHARITABLE PURPOSES

FOUNDATION STATUS OF RECIPIENT:

PC

AMOUNT OF GRANT PAID ..... 5,000.

RECIPIENT NAME:

BRESCIA UNIVERSITY

ADDRESS:

717 FREDERICA STREET

OWENSBORO, KY 42301-3023

RELATIONSHIP:

NONE

PURPOSE OF GRANT:

DESIGNATED SCHOLARSHIP FUND

FOUNDATION STATUS OF RECIPIENT:

PC

AMOUNT OF GRANT PAID ..... 10,000.

RECIPIENT NAME:

KENTUCKY WESLEYAN COLLEGE

ADDRESS:

3000 FREDERICA ST / PO BOX 1039

OWENSBORO, KY 42302-1039

RELATIONSHIP:

NONE

PURPOSE OF GRANT:

DESIGNATED FOR FIELD SCHOLARSHIP FUND

FOUNDATION STATUS OF RECIPIENT:

PC

AMOUNT OF GRANT PAID ..... 10,000.

RECIPIENT NAME:

OWENSBORO CATHOLIC HIGH SCHOOL

ADDRESS:

1524 WEST PARRISH AVE  
OWENSBORO, KY 42301

RELATIONSHIP:

NONE

PURPOSE OF GRANT:

GENERAL CHARITABLE PURPOSES

FOUNDATION STATUS OF RECIPIENT:

PC

AMOUNT OF GRANT PAID ..... 15,000.

RECIPIENT NAME:

WASHINGTON UNIVERSITY (ST.LOUIS)

ADDRESS:

7425 FORSYTH BLVD  
ST. LOUIS, MO 63105

RELATIONSHIP:

NONE

PURPOSE OF GRANT:

DESIGNATED FOR NANCY WILSON ARTS SCHLSHP

FOUNDATION STATUS OF RECIPIENT:

PC

AMOUNT OF GRANT PAID ..... 10,000.

RECIPIENT NAME:

CLIFF HAGAN BOYS & GIRLS CLUB

ADDRESS:

3415 BUCKLAND SQUARE  
OWENSBORO, KY 42301

RELATIONSHIP:

NONE

PURPOSE OF GRANT:

GENERAL CHARITABLE PURPOSES

FOUNDATION STATUS OF RECIPIENT:

PC

AMOUNT OF GRANT PAID ..... 2,000.

=====

RECIPIENT NAME:

DOCTORS WITHOUT BORDERS

ADDRESS:

PO BOX 5030

HAGERSTOWN, MD 21741-5030

RELATIONSHIP:

NONE

PURPOSE OF GRANT:

GENERAL CHARITABLE PURPOSES

FOUNDATION STATUS OF RECIPIENT:

PC

AMOUNT OF GRANT PAID ..... 4,000.

RECIPIENT NAME:

ELIZABETH MUNDY SENIOR CENTER

ADDRESS:

1650 WEST 2ND STREET

OWENSBORO, KY 42301

RELATIONSHIP:

NONE

PURPOSE OF GRANT:

GENERAL CHARITABLE PURPOSES

FOUNDATION STATUS OF RECIPIENT:

PC

AMOUNT OF GRANT PAID ..... 5,000.

RECIPIENT NAME:

MARYKNOLL FATHERS & BROTHERS

ADDRESS:

PO BOX 302

MARYKNOLL, NY 10545-0302

RELATIONSHIP:

NONE

PURPOSE OF GRANT:

GENERAL CHARITABLE PURPOSES

FOUNDATION STATUS OF RECIPIENT:

PC

AMOUNT OF GRANT PAID ..... 2,000.

=====

RECIPIENT NAME:

ST. VINCENT DEPAUL STORE

ADDRESS:

2885 WEST PARRISH AVE  
OWENSBORO, KY 42301

RELATIONSHIP:

NONE

PURPOSE OF GRANT:

GENERAL CHARITABLE PURPOSES

FOUNDATION STATUS OF RECIPIENT:

PC

AMOUNT OF GRANT PAID ..... 3,000.

RECIPIENT NAME:

WNIN

ADDRESS:

405 CARPENTER ST  
EVANSVILLE, IN 47708-1027

RELATIONSHIP:

NONE

PURPOSE OF GRANT:

GENERAL CHARITABLE PURPOSES

FOUNDATION STATUS OF RECIPIENT:

PC

AMOUNT OF GRANT PAID ..... 5,000.

RECIPIENT NAME:

THE CHRISTOPHERS INC.

ADDRESS:

12 EAST 48TH STREET  
NEW YORK, NY 10017

RELATIONSHIP:

NONE

PURPOSE OF GRANT:

GENERAL CHARITABLE PURPOSES

FOUNDATION STATUS OF RECIPIENT:

PC

AMOUNT OF GRANT PAID ..... 1,000.

=====

RECIPIENT NAME:

NEW BEGINNINGS

ADDRESS:

PO BOX 903  
OWENSBORO, KY 42302-0903

RELATIONSHIP:

NONE

PURPOSE OF GRANT:

GENERAL CHARITABLE PURPOSES

FOUNDATION STATUS OF RECIPIENT:

PC

AMOUNT OF GRANT PAID ..... 3,000.

RECIPIENT NAME:

OWENSBORO HUMANE SOCIETY

ADDRESS:

3101 WEST 2ND STREET  
OWENSBORO, KY 42301

RELATIONSHIP:

NONE

PURPOSE OF GRANT:

GENERAL CHARITABLE PURPOSES

FOUNDATION STATUS OF RECIPIENT:

PC

AMOUNT OF GRANT PAID ..... 5,000.

RECIPIENT NAME:

GOVERNOR'S SCHOOL FOR THE ARTS  
C/O THE KENTUCKY CENTER

ADDRESS:

501 WEST MAIN STREET  
LOUISVILLE, KY 40202-2989

RELATIONSHIP:

NONE

PURPOSE OF GRANT:

GENERAL CHARITABLE PURPOSES

FOUNDATION STATUS OF RECIPIENT:

SO-III FI

AMOUNT OF GRANT PAID ..... 10,000.

=====

RECIPIENT NAME:

KET

ADDRESS:

560 COOPER DRIVE  
LEXINGTON, KY 40502-2200

RELATIONSHIP:

NONE

PURPOSE OF GRANT:

GENERAL CHARITABLE PURPOSES

FOUNDATION STATUS OF RECIPIENT:

PC

AMOUNT OF GRANT PAID ..... 3,500.

RECIPIENT NAME:

ST. MEINRAD ARCHABBEY

ADDRESS:

200 HILL DRIVE  
ST. MEINRAD, IN 47577

RELATIONSHIP:

NONE

PURPOSE OF GRANT:

GENERAL CHARITABLE PURPOSES

FOUNDATION STATUS OF RECIPIENT:

PC

AMOUNT OF GRANT PAID ..... 4,000.

RECIPIENT NAME:

Hospice of Western Kentucky

ADDRESS:

3419 WATHENS CROSSING  
Owensboro, KY 42301

RELATIONSHIP:

NONE

PURPOSE OF GRANT:

GENERAL CHARITABLE PURPOSES

FOUNDATION STATUS OF RECIPIENT:

PC

AMOUNT OF GRANT PAID ..... 3,500.

=====

RECIPIENT NAME:

Help Inc.

ADDRESS:

1315 W 4TH STREET  
Owensboro, KY 42301

RELATIONSHIP:

NONE

PURPOSE OF GRANT:

GENERAL CHARITABLE PURPOSES

FOUNDATION STATUS OF RECIPIENT:

PC

AMOUNT OF GRANT PAID ..... 2,000.

RECIPIENT NAME:

Riverpark Center

ADDRESS:

101 DAVIESS STREET  
Owensboro, KY 42302

RELATIONSHIP:

NONE

PURPOSE OF GRANT:

ARTS TEACHES KIDS PROGRAM

FOUNDATION STATUS OF RECIPIENT:

PC

AMOUNT OF GRANT PAID ..... 15,000.

RECIPIENT NAME:

H. L. Neblett Community Center, Inc

ADDRESS:

801 WEST FIFTH STREET  
Owensboro, KY 42302

RELATIONSHIP:

NONE

PURPOSE OF GRANT:

GENERAL CHARITABLE PURPOSES

FOUNDATION STATUS OF RECIPIENT:

PC

AMOUNT OF GRANT PAID ..... 5,000.

RECIPIENT NAME:  
Owensboro Family YMCA  
ADDRESS:  
900 KENTUCKY PARKWAY  
Owensboro, KY 42301  
RELATIONSHIP:  
NONE  
PURPOSE OF GRANT:  
GENERAL CHARITABLE PURPOSES  
FOUNDATION STATUS OF RECIPIENT:  
PC  
AMOUNT OF GRANT PAID ..... 5,000.

RECIPIENT NAME:  
GOODFELLOWS CLUB OF OWENSBORO  
ADDRESS:  
401 FREDERICA STREET B203  
OWENSBORO, KY 42301  
RELATIONSHIP:  
NONE  
PURPOSE OF GRANT:  
GENERAL CHARITABLE PURPOSES  
FOUNDATION STATUS OF RECIPIENT:  
PC  
AMOUNT OF GRANT PAID ..... 1,000.

RECIPIENT NAME:  
THE ALMA RANDOLPH CHARITABLE FDN  
ADDRESS:  
P.O. BOX 8038  
OWENSBORO, KY 42302  
RELATIONSHIP:  
NONE  
PURPOSE OF GRANT:  
GENERAL CHARITABLE PURPOSES  
FOUNDATION STATUS OF RECIPIENT:  
PC  
AMOUNT OF GRANT PAID ..... 2,000.

=====

RECIPIENT NAME:

CASA OF OHIO VALLEY, INC

ADDRESS:

415 ST. ANN STREET  
OWENSBORO, KY 42303

RELATIONSHIP:

NONE

PURPOSE OF GRANT:

GENERAL CHARITABLE PURPOSES

FOUNDATION STATUS OF RECIPIENT:

PC

AMOUNT OF GRANT PAID ..... 5,000.

RECIPIENT NAME:

WKU STUDENT LIFE FOUNDATION

ADDRESS:

1906 COLLEGE HEIGHTS BLVD. #21016  
Bowling Green, KY 42101-3576

RELATIONSHIP:

NONE

PURPOSE OF GRANT:

GENERAL CHARITABLE PURPOSES

FOUNDATION STATUS OF RECIPIENT:

SO-II

AMOUNT OF GRANT PAID ..... 2,000.

TOTAL GRANTS PAID:

213,653.

=====

FEDERAL FOOTNOTES

=====

TAXPAYER HEREBY ELECTS TO AMORTIZE BOND PREMIUM PURSUANT TO IRC SEC.  
171 (C) AND TREASURY REGULATION 1.171-4 (A)

STOCK YARDS BANK AND TRUST CO  
 200 SOUTH FIFTH STREET  
 LOUISVILLE KY 40202

## ACCOUNT STATEMENT

ACCOUNT NUMBER: 1049000444  
 DECEMBER 01, 2014 TO DECEMBER 31, 2014

STOCK YARDS BANK & TRUST COMPANY  
 ATTN: CYNTHIA WALTERS  
 TRUST COMPLIANCE OFFICER  
 PO BOX 34290  
 LOUISVILLE, KY 40232-4290




ACCOUNT NAME: B J KILLIAN FOUNDATION AGENT  
 UNDER AGREEMENT


ACCOUNT NUMBER: 1049000444

WEALTH ADVISOR: JACQUELINE L HAMM  
 502-625-9132  
 jackie.hamm@syb.com

INVESTMENT ADVISOR: SHANNON BUDNICK  
 502-625-2513  
 shannon.budnick@syb.com

### INVESTMENT PORTFOLIO SUMMARY

MARKET VALUE AS OF	12/01/2014	12/31/2014	% OF ACCOUNT
 CASH AND EQUIVALENTS	173,035.28	228,930.56	7.0%
 EQUITIES	1,592,832.98	1,531,723.45	46.9%
 FIXED INCOME	1,526,601.62	1,507,272.93	46.1%
Total	3,292,469.88	3,267,926.94	100.0%



### ACCOUNT ACTIVITY SUMMARY

	THIS PERIOD	YEAR TO DATE	REALIZED CAPITAL GAINS / LOSSES		
			THIS PERIOD	YEAR TO DATE	
BEGINNING MARKET VALUE	3,292,469.88	3,298,035.54			
INTEREST & DIVIDENDS	56,191.67	103,058.98			
RECEIPTS	0.00	66,298.60			
PURCHASES & SALES	1,994.83	191,695.49			
DISBURSEMENTS	2,291.22	248,133.46			
MISCELLANEOUS	55,895.28	112,919.61			
CHANGE IN MARKET VALUE	24,542.94	30,108.60			
ENDING MARKET VALUE	3,267,926.94	3,267,926.94			
			LONG TERM	37,295.93	92,640.98
			SHORT TERM	4,602.39	7,462.67
			TOTAL GAINS / LOSSES	41,898.32	100,103.65

# ACCOUNT STATEMENT

PAGE 2


ACCOUNT NUMBER: 1049000444

DECEMBER 01, 2014 TO DECEMBER 31, 2014

## ASSET DETAIL

DESCRIPTION		MARKET VALUE/ TAX COST	MARKET PRICE/ COST PRICE	ESTIMATED ANNUAL INCOME	CURRENT YIELD
CASH AND EQUIVALENTS					
MONEY MARKET FUNDS					
SYB MONEY MARKET FUND		192,198.47	1.00	20.37	0.01
		192,198.47	1.00		
TOTAL MONEY MARKET FUNDS	SUB-TOTAL	192,198.47		20.37	0.01
		192,198.47			
TOTAL CASH AND EQUIVALENTS		192,198.47		20.37	0.01
		192,198.47			

## EQUITY DIVERSIFICATION SUMMARY



SECURITY TYPE	MARKET VALUE	PERCENT
COMMON STOCK	1,012,969.63	66.1%
MUTUAL FUNDS - EQUITY	518,753.82	33.9%
Total	1,531,723.45	100.0%

DESCRIPTION	TICKER	SHARES	MARKET VALUE/ TAX COST	MARKET PRICE/ COST PRICE	ESTIMATED ANNUAL INCOME	CURRENT YIELD
EQUITIES						
COMMON STOCK						
ENERGY						
CHEVRON CORP	CVX	205 000	22,996.90 16,639.85	112.18 81.17	877.40	3.82
EOG RESOURCES INC	EOG	320 000	29,462.40 24,547.34	92.07 76.71	214.40	0.73
NATIONAL OILWELL VARCO INC	NOV	254 000	16,644.62 19,365.88	65.53 76.24	467.36	2.81
SCHLUMBERGER LTD	SLB	235 000	20,071.35 6,778.57	85.41 28.84	376.00	1.87
TOTAL ENERGY		SUB-TOTAL	89,175.27 67,331.64		1,935.16	2.17

# ACCOUNT STATEMENT

PAGE 3

ACCOUNT NUMBER: 1049000444

DECEMBER 01, 2014 TO DECEMBER 31, 2014

## ASSET DETAIL ( CONTINUED )

DESCRIPTION	TICKER	SHARES	MARKET VALUE/ TAX COST	MARKET PRICE/ COST PRICE	ESTIMATED ANNUAL INCOME	CURRENT YIELD
<b>BASIC MATERIALS</b>						
PRAXAIR INC	PX	211 000	27,337 16 6,271 71	129 56 29 72	548.60	2 01
TOTAL BASIC MATERIALS		SUB- TOTAL	27,337 16 6,271 71		548 60	2 01
<b>INDUSTRIALS</b>						
W W GRAINGER	GWW	87 000	22,175.43 21,730 24	254 89 249 77	375.84	1 69
NORFOLK SOUTHERN CORP	NSC	234.000	25,648.74 17,607 72	109 61 75.25	533 52	2 08
WASTE MANAGEMENT INC	WM	500 000	25,660 00 22,275 00	51 32 44 55	750.00	2 92
WEYERHAEUSER COMPANY	WY	603.000	21,641 67 16,421 68	35.89 27.23	699 48	3 23
TOTAL INDUSTRIALS		SUB- TOTAL	95,125 84 78,034.64		2,358 84	2.48
<b>CONSUMER DISCRETIONARY</b>						
NIKE INC	NKE	390 000	37,498 50 16,523.95	96 15 42.37	436 80	1.16
PETSMART INC	PETM	311 000	25,282 75 22,382 23	81.30 71 97	242.58	0 96
POLARIS INDUSTRIES INC	PII	149.000	22,534.76 20,571.62	151 24 138 06	286 08	1 27
STARBUCKS CORP	SBUX	401.000	32,902.05 23,117 97	82.05 57 65	513 28	1.56
TOTAL CONSUMER DISCRETIONARY		SUB- TOTAL	118,218.06 82,595 77		1,478.74	1 25
<b>CONSUMER STAPLES</b>						
BROWN FORMAN CORP B	BF B	260.000	22,838 40 23,817.30	87 84 91.61	327 60	1.43
KIMBERLY CLARK CORP	KMB	200.000	23,108 00 18,855.11	115 54 94 28	672 00	2 91
KROGER CO	KR	708 000	45,460 68 24,789 20	64 21 35 01	523 92	1.15
J M SMUCKER COMPANY	SJM	270 000	27,264 60 18,436 19	100 98 68 28	691 20	2 54
TOTAL CONSUMER STAPLES		SUB- TOTAL	118,671 68 85,897.80		2,214 72	1 87
<b>FINANCIALS</b>						
BLACKROCK INC	BLK	95.000	33,968 20 15,147 10	357 56 159 44	733.40	2.16

# ACCOUNT STATEMENT

PAGE 4

ACCOUNT NUMBER: 1049000444

DECEMBER 01, 2014 TO DECEMBER 31, 2014

## ASSET DETAIL ( CONTINUED )

DESCRIPTION	TICKER	SHARES	MARKET VALUE/ TAX COST	MARKET PRICE/ COST PRICE	ESTIMATED ANNUAL INCOME	CURRENT YIELD
<b>FINANCIALS</b>						
METLIFE INC	MET	339 000	18,336 51 18,320 27	54 09 54 04	474.60	2.59
PRA GROUP INC	PRAA	401 000	23,229 93 22,412 29	57 93 55 89		
TORONTO DOMINION BANK	TD	440.000	21,023 20 16,617 29	47 78 37 77	727 76	3 46
US BANCORP	USB	553.000	24,857.35 20,595.10	44 95 37 24	541 94	2.18
VENTAS INC	VTR	318 000	22,800 60 17,887 85	71 70 56 25	1,004 88	4 41
TOTAL FINANCIALS		SUB- TOTAL	144,215 79 110,979 90		3,402 50	2 41
<b>TECHNOLOGY</b>						
APPLE INC	AAPL	525.000	57,949 50 29,171.60	110 38 55 56	987 00	1.70
FACTSET RESEARCH SYSTEMS INC	FDS	207 000	29,135 25 22,580 64	140 75 109 09	322.92	1.11
GOOGLE INC	GOOGL	52 000	27,594.32 22,063.11	530 66 424.29		
INTEL CORP	INTC	1,000 000	36,290 00 21,130 00	36 29 21.13	900 00	2 48
PAYCHEX INC	PAYX	677 000	31,257 09 27,638 12	46 17 40 82	1,029.04	3 29
QUALCOMM INC	QCOM	271.000	20,143.43 18,532.71	74.33 68.39	455 28	2 26
VISA INC Y	V	131.000	34,348.20 15,269.57	262 20 116 56	251 52	0.73
TOTAL TECHNOLOGY		SUB- TOTAL	236,717.79 156,385 75		3,945 76	1 67
<b>HEALTHCARE</b>						
AMGEN INC	AMGN	95 000	15,132.55 15,657 66	159 29 164.82	300 20	1 98
CELGENE CORP	CELG	368 000	41,164 48 13,479 60	111 86 36 63		
EXPRESS SCRIPTS HOLDING COMPANY	ESRX	255 000	21,590 85 17,851.45	84 67 70 01		
GILEAD SCIENCES INC	GILD	285 000	26,864 10 23,106.80	94 26 81.08		
NOVO NORDISK A/S SPONS ADR	NVO	705.000	29,835 60 26,125 53	42 32 37 06	427.23	1 43
TOTAL HEALTHCARE		SUB- TOTAL	134,587.58 96,221 04		727 43	0 54

# ACCOUNT STATEMENT

PAGE 5

ACCOUNT NUMBER: 1049000444

DECEMBER 01, 2014 TO DECEMBER 31, 2014

## ASSET DETAIL ( CONTINUED )

DESCRIPTION	TICKER	SHARES	MARKET VALUE/ TAX COST	MARKET PRICE/ COST PRICE	ESTIMATED ANNUAL INCOME	CURRENT YIELD
TELECOMMUNICATIONS						
AT&T INC	T	544 000	18,272 96 15,868 43	33 59 29.17	1,022 72	5 60
TOTAL TELECOMMUNICATIONS		SUB- TOTAL	18,272 96 15,868 43		1 022.72	5.60
UTILITIES						
AMERICAN WATER WORKS CO INC	AWK	575 000	30,647 50 27,220 33	53 30 47 34	713.00	2 33
TOTAL UTILITIES		SUB- TOTAL	30,647.50 27,220.33		713 00	2.33
TOTAL COMMON STOCK		SUB- TOTAL	1,012,969.63 726,807 01		18,427.55	1.82
MUTUAL FUNDS - EQUITY						
MF EQUITY - MID CAP BLEND						
J P MORGAN MID CAP EQUITY FUND	JCMAX	1,194.362	53,232.71 50,844.00	44.57 42.57	59 72	0.11
TOTAL MF EQUITY - MID CAP BLEND		SUB- TOTAL	53,232 71 50,844 00		59 72	0 11
MF EQUITY - MID CAP VALUE						
ASTON /FAIRPOINTE MID CAP FUND	CHTTX	2,424 125	98,637 65 83,292 93	40 69 34 36	109 09	0 11
TOTAL MF EQUITY - MID CAP VALUE		SUB- TOTAL	98,637 65 83,292 93		109 09	0 11
MF EQUITY - SMALL CAP VALUE						
INVESCO SMALL CAP VALUE FUND	VSCAX	5,817.472	114,255 15 102,104 44	19.64 17.55	23 27	0 02
TOTAL MF EQUITY - SMALL CAP VALUE		SUB- TOTAL	114,255 15 102,104 44		23 27	0 02
MF INTERNATIONAL - GROWTH						
HARBOR INTERNATIONAL FUND	HIINX	1,411.065	90,548 04 76,000 00	64 17 53 86	1,608 61	1.78
HENDERSON INTERNATIONAL OPPORTUNITIES FUND	HFOAX	4,006 326	105,326 31 76,000 00	26.29 18 97	368.58	0 35
TOTAL MF INTERNATIONAL - GROWTH		SUB- TOTAL	195,874 35 152,000 00		1,977 19	1 01
MF INTERNATIONAL - EMERGING MKTS						
OPPENHEIMER DEVELOPING MARKETS	ODMAX	1,597 803	56,753.96 50,702.31	35 52 31.73	162 98	0 29
TOTAL MF INTERNATIONAL - EMERGING MKTS		SUB- TOTAL	56,753 96 50,702.31		162.98	0 29
TOTAL MUTUAL FUNDS - EQUITY		SUB- TOTAL	518,753 82 438,943 68		2,332 25	0 45
TOTAL FQUITIES			1,531,723 45 1,165,750.69		20,769 80	1 36

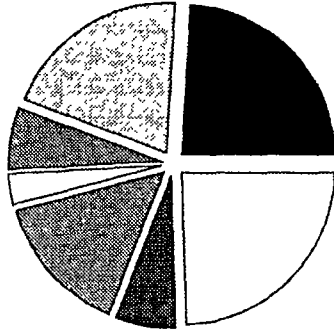
# ACCOUNT STATEMENT

ACCOUNT NUMBER: 1049000444

DECEMBER 01, 2014 TO DECEMBER 31, 2014

## ASSET DETAIL ( CONTINUED )

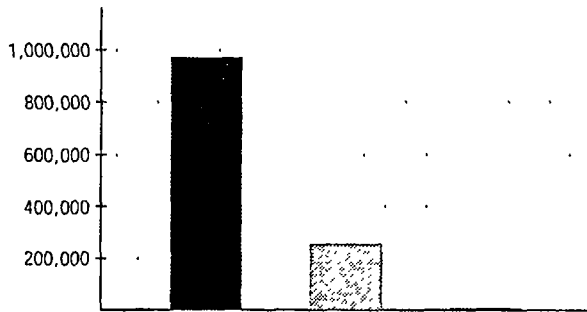
### BOND QUALITY SUMMARY



MOODY'S QUALITY RATING MARKET VALUE PERCENT

MOODY'S QUALITY RATING	MARKET VALUE	PERCENT
Aaa	364,445.29	24.2%
Aa1	299,367.00	19.9%
Aa2	101,128.00	6.7%
A1	51,511.50	3.4%
A2	225,044.50	14.9%
A3	98,228.00	6.5%
NOT RATED	367,548.64	24.4%
<b>Total</b>	<b>1,507,272.93</b>	<b>100.0%</b>

### BOND MATURITY SUMMARY



YEARS TO MATURITY PAR VALUE PERCENT

YEARS TO MATURITY	PAR VALUE	PERCENT
LESS THAN 5 YEARS	966,536.10	79.1%
5-10 YEARS	252,220.00	20.6%
15+ YEARS	3,221.04	0.3%
<b>Total</b>	<b>1,221,977.15</b>	<b>100.0%</b>

AVERAGE TIME TO MATURITY: 4.2 YEARS

CURRENT YIELD: 2.30%

DESCRIPTION	RATING	PAR VALUE	MARKET VALUE/ TAX COST	MARKET PRICE/ COST PRICE	ESTIMATED ANNUAL INCOME	YIELD CURRENT/ MATURITY
<b>FIXED INCOME</b>						
<b>GOVERNMENT BONDS</b>						
FEDERAL HOME LOAN BANK DTD 12/05/2013 2.875% 12/10/2021	Aaa	75,000.000	78,012.75 77,477.75	104.02 103.30	2,156.25	2.76 2.25
FEDERAL HOME LOAN BANK DTD 08/16/2012 1% 08/16/2017-2012	Aaa	100,000.000	99,285.00 100,000.00	99.29 100.00	1,000.00	1.01 1.28
FEDERAL NATIONAL MORTGAGE ASSN SERIES 2004-27 CLASS HB DTD 04/01/2004 4% 05/25/2019		48,779.986	50,701.48 52,438.49	103.94 107.50	1,951.20	3.85 1.44

# ACCOUNT STATEMENT

PAGE 7

ACCOUNT NUMBER: 1049000444

DECEMBER 01, 2014 TO DECEMBER 31, 2014

## ASSET DETAIL ( CONTINUED )

DESCRIPTION	RATING	PAR VALUE	MARKET VALUE/ TAX COST	MARKET PRICE/ COST PRICE	ESTIMATED ANNUAL INCOME	YIELD CURRENT/ MATURITY
<b>GOVERNMENT BONDS</b>						
FEDERAL HOME LOAN MORTGAGE CORP DTD 01/01/2004 4% 01/15/2019		10,501.766	10,897.55 11,099.04	103.77 105.69	420.07	3.85 1.25
UNITED STATES TREASURY NOTE INFLATION INDEX DTD 07/15/2008 1.375% 07/15/2018	Aaa	55,057.500	57,668.33 54,178.00	104.74 98.40	757.04	1.31 0.03
UNITED STATES TREASURY NOTE INFLATION INDEX DTD 07/15/2010 07/15/2020	Aaa	27,220.000	28,568.21 27,790.25	104.95 102.09	340.25	1.19 0.35
<b>TOTAL GOVERNMENT BONDS</b>		<b>SUB- TOTAL</b>	325,133.32 322,983.53		6,624.01	2.04
<b>CORPORATE BONDS</b>						
AMERICAN EXPRESS CREDIT CO DTD 07/29/2013 1.3% 07/29/2016	A2	50,000.000	50,218.00 50,445.06	100.44 100.89	650.00	1.29 1.02
BANK OF NOVA SCOTIA DTD 10/07/2010 2.05% 10/07/2015	Aa2	100,000.000	101,128.00 99,952.00	101.13 99.95	2,050.00	2.03 0.57
MERCK & CO INC DTD 09/13/2012 1.1% 01/31/2018	A2	100,000.000	98,904.00 100,598.05	98.90 100.60	1,100.00	1.11 1.46
MICROSOFT CORP DTD 09/27/2010 1.625% 09/25/2015	Aaa	100,000.000	100,911.00 100,174.11	100.91 100.17	1,625.00	1.61 0.38
PEPSICO INC DTD 08/29/2011 3% 08/25/2021	A1	50,000.000	51,511.50 50,555.92	103.02 101.11	1,500.00	2.91 2.50
TARGET CORP DTD 06/26/2014 2.3% 06/26/2019	A2	75,000.000	75,922.50 75,413.92	101.23 100.55	1,725.00	2.27 2.01
TEVA PHARMA FIN IV LLC DTD 12/18/2012 2.25% 03/18/2020	A3	100,000.000	98,228.00 98,112.44	98.23 98.11	2,250.00	2.29 2.62
<b>TOTAL CORPORATE BONDS</b>		<b>SUB- TOTAL</b>	576,823.00 575,251.50		10,900.00	1.89
<b>TAXABLE MUNICIPAL BONDS</b>						
TENNESSEE ST SCH BOND AUTH TXBL - HIGHER EDUCATNL FACS - SER B 1.425% 05/01/2017-2016	Aa1	300,000.000	299,367.00 300,000.00	99.79 100.00	4,275.00	1.43 1.53
<b>TOTAL TAXABLE MUNICIPAL BONDS</b>		<b>SUB- TOTAL</b>	299,367.00 300,000.00		4,275.00	1.43
<b>MUTUAL FUNDS</b>						
DOUBLELINE TOTAL RETURN BOND FUND		6,594.211	72,338.49 75,174.00	10.97 11.40	3,343.26	4.62
IVY HIGH INCOME FUND		2,850.000	22,999.50 24,880.50	8.07 8.73	1,593.15	6.93
TCW EMERGING MARKETS INCOME FUND		6,787.727	70,592.36 75,208.00	10.40 11.08	3,461.74	4.90

# ACCOUNT STATEMENT

PAGE 8

ACCOUNT NUMBER: 1049000444

DECEMBER 01, 2014 TO DECEMBER 31, 2014

## ASSET DETAIL ( CONTINUED )

DESCRIPTION	RATING	PAR VALUE	MARKET VALUE/ TAX COST	MARKET PRICE/ COST PRICE	ESTIMATED ANNUAL INCOME	YIELD CURRENT/ MATURITY
<b>MUTUAL FUNDS</b>						
TEMPLETON GLOBAL BOND FUND A		10,964.912	136,622.80 150,000.00	12.46 13.68	4,276.32	3.13
<b>TOTAL MUTUAL FUNDS</b>		<b>SUB- TOTAL</b>	<b>302,553.15 325,267.50</b>		<b>12,674.47</b>	<b>4.19</b>
<b>MORTGAGE BACKED SECURITIES</b>						
GNMA POOL 540876 DTD 11/01/2000 7% 11/15/2030		2,063.885	2,102.42 2,115.32	101.87 102.49	144.47	6.87 1.92
GNMA POOL 551902 DTD 12/01/2001 5 5% 12/15/2031		1,157.158	1,294.04 1,154.48	111.83 99.77	63.64	4.92 3.64
<b>TOTAL MORTGAGE BACKED SECURITIES</b>		<b>SUB- TOTAL</b>	<b>3,396.46 3,269.80</b>		<b>208.11</b>	<b>6.13</b>
<b>TOTAL FIXED INCOME</b>			<b>1,507,272.93 1,526,767.33</b>		<b>34,682.39</b>	<b>2.30</b>
<b>TOTAL PRINCIPAL ASSETS</b>			<b>3,231,194.85 2,884,716.49</b>		<b>55,462.56</b>	<b>1.72</b>

# ACCOUNT STATEMENT

PAGE 9

ACCOUNT NUMBER. 1049000444

DECEMBER 01, 2014 TO DECEMBER 31, 2014

## ASSET DETAIL - INCOME ASSETS

DESCRIPTION		MARKET VALUE/ TAX COST	MARKET PRICE/ COST PRICE	ESTIMATED ANNUAL INCOME	CURRENT YIELD
CASH AND EQUIVALENTS					
MONEY MARKET FUNDS					
SYB MONEY MARKET FUND		36,732.09 36,732.09	1.00 1.00	3.89	0.01
TOTAL MONEY MARKET FUNDS	SUB- TOTAL	36,732.09 36,732.09		3.89	0.01
TOTAL CASH AND EQUIVALENTS		36,732.09 36,732.09		3.89	0.01
TOTAL INCOME ASSETS	.	36,732.09 36,732.09		3.89	0.01

STOCK YARDS BANK AND TRUST CO  
 200 SOUTH FIFTH STREET  
 LOUISVILLE KY 40202

## ACCOUNT STATEMENT

ACCOUNT NUMBER: 1049000453  
 DECEMBER 01, 2014 TO DECEMBER 31, 2014

STOCK YARDS BANK & TRUST COMPANY  
 ATTN: CYNTHIA WALTERS  
 TRUST COMPLIANCE OFFICER  
 PO BOX 34290  
 LOUISVILLE, KY 40232-4290




ACCOUNT NAME: B J KILLIAN FOUNDATION TRUST  
 FBO OWENSBORO MUSEUM OF FINE  
 ART INC AGENT UNDER AGREEMENT


ACCOUNT NUMBER: 1049000453

WEALTH  
 ADVISOR. JACQUELINE L HAMM  
 502-625-9132  
 jackie.hamm@syb.com

INVESTMENT  
 ADVISOR. SHANNON BUDNICK  
 502-625-2513  
 shannon.budnick@syb.com

### INVESTMENT PORTFOLIO SUMMARY

MARKET VALUE AS OF	12/01/2014	12/31/2014	% OF ACCOUNT
 CASH AND EQUIVALENTS	15,208.89	41,016.16	4.3%
 EQUITIES	452,977.61	425,091.28	44.7%
 FIXED INCOME	490,926.68	485,929.22	51.0%
Total	959,113.18	952,036.66	100.0%



### ACCOUNT ACTIVITY SUMMARY

	THIS PERIOD	YEAR TO DATE	REALIZED CAPITAL GAINS / LOSSES	
			THIS PERIOD	YEAR TO DATE
BEGINNING MARKET VALUE	959,113.18	972,860.73		
INTEREST & DIVIDENDS RECEIPTS	25,490.91	38,577.31		
PURCHASES & SALES	0.00	8,001.99	LONG TERM	20,476.39
DISBURSEMENTS	763.88	34,210.50	SHORT TERM	1,905.42
MISCELLANEOUS	447.52	62,111.47	TOTAL GAINS / LOSSES	22,381.81
CHANGE IN MARKET VALUE	25,807.27	18,678.33		21,826.66
	7,076.52	20,824.07		
ENDING MARKET VALUE	952,036.66	952,036.66		

# ACCOUNT STATEMENT

PAGE 2

ACCOUNT NUMBER. 1049000453

DECEMBER 01, 2014 TO DECEMBER 31, 2014

## ASSET DETAIL

DESCRIPTION			MARKET VALUE/ TAX COST	MARKET PRICE/ COST PRICE	ESTIMATED ANNUAL INCOME	CURRENT YIELD
<b>CASH AND EQUIVALENTS</b>						
<b>MONEY MARKET FUNDS</b>						
SYB MONEY MARKET FUND			30,268.57	1.00	3.21	0.01
			30,268.57	1.00		
TOTAL MONEY MARKET FUNDS			30,268.57		3.21	0.01
			30,268.57			
TOTAL CASH AND EQUIVALENTS			30,268.57		3.21	0.01
			30,268.57			
DESCRIPTION			MARKET VALUE/ TAX COST	MARKET PRICE/ COST PRICE	ESTIMATED ANNUAL INCOME	CURRENT YIELD
<b>EQUITIES</b>						
<b>MUTUAL FUNDS - EQUITY</b>						
<b>MF EQUITY - LARGE CAP BLEND</b>						
GABELLI EQUITY INCOME FUND AAA			111,403.18	29.08	4,214.01	3.78
			73,915.96	19.29		
TOTAL MF EQUITY - LARGE CAP BLEND			111,403.18		4,214.01	3.78
			73,915.96			
<b>MF EQUITY - LARGE CAP GROWTH</b>						
MFS GROWTH FUND			143,227.23	68.19		
			116,775.15	55.60		
TOTAL MF EQUITY - LARGE CAP GROWTH			143,227.23		0.00	0.00
			116,775.15			
<b>MF EQUITY - MID CAP BLEND</b>						
J P MORGAN MID CAP EQUITY FUND			6,691.92	44.57	7.51	0.11
			6,250.50	41.63		
TOTAL MF EQUITY - MID CAP BLEND			6,691.92		7.51	0.11
			6,250.50			
<b>MF EQUITY - MID CAP VALUE</b>						
ASTON /FAIRPOINTE MID CAP FUND			51,368.40	40.69	56.81	0.11
			43,377.18	34.36		
TOTAL MF EQUITY - MID CAP VALUE			51,368.40		56.81	0.11
			43,377.18			
<b>MF EQUITY - SMALL CAP VALUE</b>						
INVESCO SMALL CAP VALUE FUND			38,825.20	19.64	7.91	0.02
			35,385.67	17.90		
TOTAL MF EQUITY - SMALL CAP VALUE			38,825.20		7.91	0.02
			35,385.67			
<b>MF INTERNATIONAL - GROWTH</b>						
HARBOR INTERNATIONAL FUND			26,340.57	64.17	467.95	1.78
			23,250.08	56.64		

# ACCOUNT STATEMENT


ACCOUNT NUMBER. 1049000453

DECEMBER 01, 2014 TO DECEMBER 31, 2014

## ASSET DETAIL ( CONTINUED )

DESCRIPTION	TICKER	SHARES	MARKET VALUE/ TAX COST	MARKET PRICE/ COST PRICE	ESTIMATED ANNUAL INCOME	CURRENT YIELD
<b>MF INTERNATIONAL - GROWTH</b>						
HENDERSON INTERNATIONAL OPPORTUNITIES FUND	HFOAX	1,100.000	28,919.00 21,932.94	26.29 19.94	101.20	0.35
<b>TOTAL MF INTERNATIONAL - GROWTH</b>		<b>SUB- TOTAL</b>	<b>55,259.57 45,183.02</b>		<b>569.15</b>	<b>1.03</b>
<b>MF INTERNATIONAL - EMERGING MKTS</b>						
OPPENHEIMER DEVELOPING MARKETS	ODMAX	515.647	18,315.78 16,979.90	35.52 32.93	52.60	0.29
<b>TOTAL MF INTERNATIONAL - EMERGING MKTS</b>		<b>SUB- TOTAL</b>	<b>18,315.78 16,979.90</b>		<b>52.60</b>	<b>0.29</b>
<b>TOTAL MUTUAL FUNDS - EQUITY</b>		<b>SUB- TOTAL</b>	<b>425,091.28 337,867.38</b>		<b>4,907.99</b>	<b>1.15</b>
<b>TOTAL EQUITIES</b>			<b>425,091.28 337,867.38</b>		<b>4,907.99</b>	<b>1.15</b>

## BOND QUALITY SUMMARY



# ACCOUNT STATEMENT

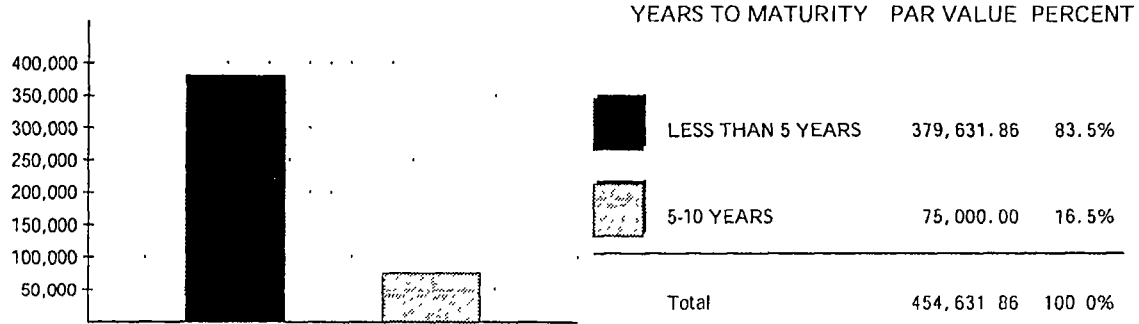
PAGE 4

ACCOUNT NUMBER: 1049000453

DECEMBER 01, 2014 TO DECEMBER 31, 2014

## ASSET DETAIL ( CONTINUED )

### BOND MATURITY SUMMARY



AVERAGE TIME TO MATURITY: 3.0 YEARS

CURRENT YIELD 1.78%

DESCRIPTION	RATING	PAR VALUE	MARKET VALUE/ TAX COST	MARKET PRICE/ COST PRICE	ESTIMATED ANNUAL INCOME	YIELD CURRENT/ MATURITY
<b>FIXED INCOME</b>						
<b>GOVERNMENT BONDS</b>						
FEDERAL HOME LOAN BANK DTD 08/16/2012 1% 08/16/2017-2012	Aaa	50,000.000	49,642.50 50,000.00	99.29 100.00	500.00	1.01 1.28
FEDERAL NATIONAL MORTGAGE ASSN SERIES 2004-27 CLASS HB DTD 04/01/2004 4% 05/25/2019		24,390.008	25,350.75 26,219.24	103.94 107.50	975.60	3.85 1.44
UNITED STATES TREASURY NOTE INFLATION INDEX DTD 07/15/2008 1.375% 07/15/2018	Aaa	27,528.750	28,834.16 1,399.00	104.74 5.08	378.52	1.31 0.03
<b>TOTAL GOVERNMENT BONDS</b>		<b>SUB-TOTAL</b>	<b>103,827.41</b> <b>77,618.24</b>		<b>1,854.12</b>	<b>1.79</b>
<b>CORPORATE BONDS</b>						
AT&T INC DTD 03/10/2014 2.3% 03/11/2019	A3	25,000.000	24,973.75 25,116.42	99.90 100.47	575.00	2.30 2.33
PEPSICO INC DTD 08/29/2011 3% 08/25/2021	A1	25,000.000	25,755.75 25,277.96	103.02 101.11	750.00	2.91 2.50
ELVA PHARMAFIN IV LLC DTD 12/18/2012 2.25% 03/18/2020	A3	50,000.000	49,114.00 49,056.22	98.23 98.11	1,125.00	2.29 2.62
<b>TOTAL CORPORATE BONDS</b>		<b>SUB-TOTAL</b>	<b>99,843.50</b> <b>99,450.60</b>		<b>2,450.00</b>	<b>2.45</b>
<b>TAXABLE MUNICIPAL BONDS</b>						
DULUTH MINN TXBL REF STEAM UTILITY SER G DTD 11/27/2012 1.25% 02/01/2018	Aa2	50,000.000	49,522.00 50,000.00	99.04 100.00	625.00	1.26 1.57

# ACCOUNT STATEMENT

PAGE 5

ACCOUNT NUMBER: 1049000453

DECEMBER 01, 2014 TO DECEMBER 31, 2014

## ASSET DETAIL ( CONTINUED )

DESCRIPTION	RATING	PAR VALUE	MARKET VALUE/ TAX COST	MARKET PRICE/ COST PRICE	ESTIMATED ANNUAL INCOME	YIELD CURRENT/ MATURITY
<b>TAXABLE MUNICIPAL BONDS</b>						
RACINE WISCONSIN TXBL REF DTD 07/10/2012 1 2% 12/01/2016		100,000 000	99,812 00 100,000 00	99 81 100 00	1,200 00	1.20 1 30
TENNESSEE ST SCH BOND AUTH TXBL - HIGHER EDUCTNL FACS - SER B 1.425% 05/01/2017-2016	Aa1	100,000.000	99,789.00 100,000 00	99.79 100 00	1,425.00	1 43 1.53
TOTAL TAXABLE MUNICIPAL BONDS		SUB- TOTAL	219,123 00 250,000.00		3,250 00	1 30
<b>MUTUAL FUNDS</b>						
DOUBLELINE TOTAL RETURN BOND FUND		449 605	4,932 17 5,125 50	10 97 11 40	227 95	4 62
TEMPLETON GLOBAL BOND FUND A		2,263 494	28,203 14 31,100 41	12 46 13 74	882 76	3 13
TOTAL MUTUAL FUNDS		SUB- TOTAL	33,135 31 36,225 91		1,110.71	3 35
TOTAL FIXED INCOME			485,929 22 463,294 75		8,664 83	1 78
TOTAL PRINCIPAL ASSETS			941,289 07 831,430 70		13,576 03	1 44

# ACCOUNT STATEMENT

PAGE 6

ACCOUNT NUMBER: 1049000453

DECEMBER 01, 2014 TO DECEMBER 31, 2014

## ASSET DETAIL - INCOME ASSETS

DESCRIPTION		MARKET VALUE/ TAX COST	MARKET PRICE/ COST PRICE	ESTIMATED ANNUAL INCOME	CURRENT YIELD
CASH AND EQUIVALENTS					
MONEY MARKET FUNDS					
SYB MONEY MARKET FUND		10,747.59 10,747.59	1.00 1.00	1.14	0.01
TOTAL MONEY MARKET FUNDS	SUB- TOTAL	10,747.59 10,747.59		1.14	0.01
TOTAL CASH AND EQUIVALENTS		10,747.59 10,747.59		1.14	0.01
TOTAL INCOME ASSETS		10,747.59 10,747.59		1.14	0.01