



See a Social Security Number? Say Something!
Report Privacy Problems to <https://public.resource.org/privacy>
Or call the IRS Identity Theft Hotline at 1-800-908-4490



Form **990-PF**

Department of the Treasury
Internal Revenue Service

Return of Private Foundation

or Section 4947(a)(1) Trust Treated as Private Foundation

Do not enter social security numbers on this form as it may be made public.

Information about Form 990-PF and its instructions is at www.irs.gov/form990pf.

OMB No 1545-0052

2014

Open to Public Inspection

For calendar year 2014, or tax year beginning 01-01-2014, and ending 12-31-2014

Name of foundation GERHART FAMILY CHARITABLE TRUST		A Employer identification number 26-3384834	
Number and street (or P O box number if mail is not delivered to street address) PO BOX 485 590 BETHLEHEM PIKE		B Telephone number (see instructions) (215) 997-6700	
City or town, state or province, country, and ZIP or foreign postal code COLMAR, PA 18915		C If exemption application is pending, check here <input type="checkbox"/>	
G Check all that apply <input type="checkbox"/> Initial return <input type="checkbox"/> Initial return of a former public charity <input type="checkbox"/> Final return <input type="checkbox"/> Amended return <input type="checkbox"/> Address change <input type="checkbox"/> Name change		D 1. Foreign organizations, check here <input type="checkbox"/> 2. Foreign organizations meeting the 85% test, check here and attach computation <input type="checkbox"/>	
H Check type of organization <input checked="" type="checkbox"/> Section 501(c)(3) exempt private foundation <input type="checkbox"/> Section 4947(a)(1) nonexempt charitable trust <input type="checkbox"/> Other taxable private foundation		E If private foundation status was terminated under section 507(b)(1)(A), check here <input type="checkbox"/>	
I Fair market value of all assets at end of year (from Part II, col. (c), line 16) \$ 18,149,912		F If the foundation is in a 60-month termination under section 507(b)(1)(B), check here <input type="checkbox"/>	
J Accounting method <input checked="" type="checkbox"/> Cash <input type="checkbox"/> Accrual <input type="checkbox"/> Other (specify) _____ (Part I, column (d) must be on cash basis.)			

Part I Analysis of Revenue and Expenses (The total of amounts in columns (b), (c), and (d) may not necessarily equal the amounts in column (a) (see instructions))		(a) Revenue and expenses per books	(b) Net investment income	(c) Adjusted net income	(d) Disbursements for charitable purposes (cash basis only)
Revenue	1 Contributions, gifts, grants, etc , received (attach schedule)	0			
	2 Check <input checked="" type="checkbox"/> if the foundation is not required to attach Sch B				
	3 Interest on savings and temporary cash investments	47,591	47,591		
	4 Dividends and interest from securities.	359,730	359,730		
	5a Gross rents				
	b Net rental income or (loss) _____				
	6a Net gain or (loss) from sale of assets not on line 10	740,086			
	b Gross sales price for all assets on line 6a 7,862,813				
	7 Capital gain net income (from Part IV, line 2) . . .		740,086		
	8 Net short-term capital gain				
	9 Income modifications				
	10a Gross sales less returns and allowances				
	b Less Cost of goods sold				
	c Gross profit or (loss) (attach schedule)				
	11 Other income (attach schedule)				
	12 Total. Add lines 1 through 11	1,147,407	1,147,407		
Operating and Administrative Expenses	13 Compensation of officers, directors, trustees, etc	0	0		0
	14 Other employee salaries and wages				
	15 Pension plans, employee benefits				
	16a Legal fees (attach schedule)				
	b Accounting fees (attach schedule)	6,153	3,077		3,076
	c Other professional fees (attach schedule)	119,619	119,619		0
	17 Interest				
	18 Taxes (attach schedule) (see instructions)	4,265	0		0
	19 Depreciation (attach schedule) and depletion . . .				
	20 Occupancy				
	21 Travel, conferences, and meetings				
	22 Printing and publications				
	23 Other expenses (attach schedule)	766	0		0
	24 Total operating and administrative expenses.				
	Add lines 13 through 23	130,803	122,696		3,076
	25 Contributions, gifts, grants paid	742,000			742,000
	26 Total expenses and disbursements. Add lines 24 and 25	872,803	122,696		745,076
	27 Subtract line 26 from line 12				
	a Excess of revenue over expenses and disbursements	274,604			
	b Net investment income (if negative, enter -0-)		1,024,711		
	c Adjusted net income (if negative, enter -0-)				

Part II Balance Sheets		Attached schedules and amounts in the description column should be for end-of-year amounts only (See instructions)	Beginning of year	End of year	
			(a) Book Value	(b) Book Value	(c) Fair Market Value
Assets	1	Cash—non-interest-bearing	240,414	57,704	57,704
	2	Savings and temporary cash investments	699,524	258,996	258,996
	3	Accounts receivable ▶ _____ Less allowance for doubtful accounts ▶ _____			
	4	Pledges receivable ▶ _____ Less allowance for doubtful accounts ▶ _____			
	5	Grants receivable			
	6	Receivables due from officers, directors, trustees, and other disqualified persons (attach schedule) (see instructions)			
	7	Other notes and loans receivable (attach schedule) ▶ _____ Less allowance for doubtful accounts ▶ _____			
	8	Inventories for sale or use			
	9	Prepaid expenses and deferred charges			
	10a	Investments—U S and state government obligations (attach schedule)			
	b	Investments—corporate stock (attach schedule)	2,591,844	2,760,628	3,357,583
	c	Investments—corporate bonds (attach schedule).			
	11	Investments—land, buildings, and equipment basis ▶ _____ Less accumulated depreciation (attach schedule) ▶ _____			
	12	Investments—mortgage loans			
	13	Investments—other (attach schedule)	13,002,039	13,722,391	14,475,629
	14	Land, buildings, and equipment basis ▶ _____ Less accumulated depreciation (attach schedule) ▶ _____			
15	Other assets (describe ▶ _____)				
16	Total assets (to be completed by all filers—see the instructions Also, see page 1, item I)	16,533,821	16,799,719	18,149,912	
Liabilities	17	Accounts payable and accrued expenses			
	18	Grants payable			
	19	Deferred revenue			
	20	Loans from officers, directors, trustees, and other disqualified persons			
	21	Mortgages and other notes payable (attach schedule)			
	22	Other liabilities (describe ▶ _____)			
	23	Total liabilities (add lines 17 through 22)	0	0	
	Net Assets or Fund Balances	Foundations that follow SFAS 117, check here ▶ <input type="checkbox"/> and complete lines 24 through 26 and lines 30 and 31.			
24		Unrestricted			
25		Temporarily restricted			
26		Permanently restricted			
Foundations that do not follow SFAS 117, check here ▶ <input checked="" type="checkbox"/> and complete lines 27 through 31.					
27		Capital stock, trust principal, or current funds	0	0	
28		Paid-in or capital surplus, or land, bldg , and equipment fund	0	0	
29		Retained earnings, accumulated income, endowment, or other funds	16,533,821	16,799,719	
30		Total net assets or fund balances (see instructions)	16,533,821	16,799,719	
31		Total liabilities and net assets/fund balances (see instructions) . . .	16,533,821	16,799,719	

Part III Analysis of Changes in Net Assets or Fund Balances		
1	Total net assets or fund balances at beginning of year—Part II, column (a), line 30 (must agree with end-of-year figure reported on prior year’s return)	1 16,533,821
2	Enter amount from Part I, line 27a	2 274,604
3	Other increases not included in line 2 (itemize) ▶ _____	3 0
4	Add lines 1, 2, and 3	4 16,808,425
5	Decreases not included in line 2 (itemize) ▶ _____	5 8,706
6	Total net assets or fund balances at end of year (line 4 minus line 5)—Part II, column (b), line 30 .	6 16,799,719

Part IV

Capital Gains and Losses for Tax on Investment Income

(a) List and describe the kind(s) of property sold (e g , real estate, 2-story brick warehouse, or common stock, 200 shs MLC Co)		(b) How acquired P—Purchase D—Donation	(c) Date acquired (mo , day, yr)	(d) Date sold (mo , day, yr)
1a	See Additional Data Table			
b				
c				
d				
e				

(e) Gross sales price	(f) Depreciation allowed (or allowable)	(g) Cost or other basis plus expense of sale	(h) Gain or (loss) (e) plus (f) minus (g)
a	See Additional Data Table		
b			
c			
d			
e			

Complete only for assets showing gain in column (h) and owned by the foundation on 12/31/69

(i) F M V as of 12/31/69	(j) Adjusted basis as of 12/31/69	(k) Excess of col (i) over col (j), if any	(l) Gains (Col (h) gain minus col (k), but not less than -0-) or Losses (from col (h))
a	See Additional Data Table		
b			
c			
d			
e			

2	Capital gain net income or (net capital loss)	{ If gain, also enter in Part I, line 7 If (loss), enter -0- in Part I, line 7 }	2	740,086
3	Net short-term capital gain or (loss) as defined in sections 1222(5) and (6) If gain, also enter in Part I, line 8, column (c) (see instructions) If (loss), enter -0- in Part I, line 8	}	3	

Part V

Qualification Under Section 4940(e) for Reduced Tax on Net Investment Income

(For optional use by domestic private foundations subject to the section 4940(a) tax on net investment income)

If section 4940(d)(2) applies, leave this part blank

Was the foundation liable for the section 4942 tax on the distributable amount of any year in the base period? ☐ Yes ☒ No

If "Yes," the foundation does not qualify under section 4940(e) Do not complete this part

1 Enter the appropriate amount in each column for each year, see instructions before making any entries

(a) Base period years Calendar year (or tax year beginning in)	(b) Adjusted qualifying distributions	(c) Net value of noncharitable-use assets	(d) Distribution ratio (col (b) divided by col (c))
2013	29,290	14,665,315	0 001997
2012	0	574,656	0 000000
2011	0	0	0 000000
2010	0	0	0 000000
2009	0	0	0 000000

2	Total of line 1, column (d).	2	0 001997
3	Average distribution ratio for the 5-year base period—divide the total on line 2 by 5, or by the number of years the foundation has been in existence if less than 5 years	3	0 000399
4	Enter the net value of noncharitable-use assets for 2014 from Part X, line 5.	4	18,281,329
5	Multiply line 4 by line 3.	5	7,294
6	Enter 1% of net investment income (1% of Part I, line 27b).	6	10,247
7	Add lines 5 and 6.	7	17,541
8	Enter qualifying distributions from Part XII, line 4.	8	745,076

If line 8 is equal to or greater than line 7, check the box in Part VI, line 1b, and complete that part using a 1% tax rate See
the Part VI instructions

Part VI

Excise Tax Based on Investment Income (Section 4940(a), 4940(b), 4940(e), or 4948—see page 18 of the instructions)

1a		Exempt operating foundations described in section 4940(d)(2), check here <input type="checkbox"/> and enter "N/A" on line 1			
b		Domestic foundations that meet the section 4940(e) requirements in Part V, check here <input checked="" type="checkbox"/> and enter 1% of Part I, line 27b		1	10,247
c		All other domestic foundations enter 2% of line 27b. Exempt foreign organizations enter 4% of Part I, line 12, col. (b)			
2		Tax under section 511 (domestic section 4947(a)(1) trusts and taxable foundations only. Others enter -0-)		2	0
3		Add lines 1 and 2.		3	10,247
4		Subtitle A (income) tax (domestic section 4947(a)(1) trusts and taxable foundations only. Others enter -0-)		4	0
5		Tax based on investment income. Subtract line 4 from line 3. If zero or less, enter -0-		5	10,247
6		Credits/Payments			
a		2014 estimated tax payments and 2013 overpayment credited to 2014	6a	4,400	
b		Exempt foreign organizations—tax withheld at source	6b		
c		Tax paid with application for extension of time to file (Form 8868)	6c	12,445	
d		Backup withholding erroneously withheld	6d		
7		Total credits and payments. Add lines 6a through 6d.		7	16,845
8		Enter any penalty for underpayment of estimated tax. Check here <input type="checkbox"/> if Form 2220 is attached.		8	
9		Tax due. If the total of lines 5 and 8 is more than line 7, enter amount owed		9	
10		Overpayment. If line 7 is more than the total of lines 5 and 8, enter the amount overpaid.		10	6,598
11		Enter the amount of line 10 to be Credited to 2015 estimated tax <input checked="" type="checkbox"/> 6,598 Refunded <input type="checkbox"/>		11	0

Part VII-A

Statements Regarding Activities

1a	During the tax year, did the foundation attempt to influence any national, state, or local legislation or did it participate or intervene in any political campaign?	1a	Yes	No
b	Did it spend more than \$100 during the year (either directly or indirectly) for political purposes (see Instructions for definition)? <i>If the answer is "Yes" to 1a or 1b, attach a detailed description of the activities and copies of any materials published or distributed by the foundation in connection with the activities.</i>	1b		No
c	Did the foundation file Form 1120-POL for this year?	1c		No
d	Enter the amount (if any) of tax on political expenditures (section 4955) imposed during the year: (1) On the foundation <input checked="" type="checkbox"/> \$ 0 (2) On foundation managers <input checked="" type="checkbox"/> \$ 0			
e	Enter the reimbursement (if any) paid by the foundation during the year for political expenditure tax imposed on foundation managers <input checked="" type="checkbox"/> \$ 0			
2	Has the foundation engaged in any activities that have not previously been reported to the IRS? <i>If "Yes," attach a detailed description of the activities.</i>	2		No
3	Has the foundation made any changes, not previously reported to the IRS, in its governing instrument, articles of incorporation, or bylaws, or other similar instruments? <i>If "Yes," attach a conformed copy of the changes.</i>	3		No
4a	Did the foundation have unrelated business gross income of \$1,000 or more during the year?	4a		No
b	If "Yes," has it filed a tax return on Form 990-T for this year?	4b		
5	Was there a liquidation, termination, dissolution, or substantial contraction during the year? <i>If "Yes," attach the statement required by General Instruction T.</i>	5		No
6	Are the requirements of section 508(e) (relating to sections 4941 through 4945) satisfied either: • By language in the governing instrument, or • By state legislation that effectively amends the governing instrument so that no mandatory directions that conflict with the state law remain in the governing instrument?	6	Yes	
7	Did the foundation have at least \$5,000 in assets at any time during the year? <i>If "Yes," complete Part II, col. (c), and Part XV.</i>	7	Yes	
8a	Enter the states to which the foundation reports or with which it is registered (see instructions): <input checked="" type="checkbox"/> PA			
b	If the answer is "Yes" to line 7, has the foundation furnished a copy of Form 990-PF to the Attorney General (or designate) of each state as required by General Instruction G? <i>If "No," attach explanation.</i>	8b	Yes	
9	Is the foundation claiming status as a private operating foundation within the meaning of section 4942(j)(3) or 4942(j)(5) for calendar year 2014 or the taxable year beginning in 2014 (see instructions for Part XIV)? <i>If "Yes," complete Part XIV.</i>	9		No
10	Did any persons become substantial contributors during the tax year? <i>If "Yes," attach a schedule listing their names and addresses.</i>	10		No

Part VII-A

Statements Regarding Activities *(continued)*

11	At any time during the year, did the foundation, directly or indirectly, own a controlled entity within the meaning of section 512(b)(13)? If "Yes," attach schedule (see instructions).	11		No
12	Did the foundation make a distribution to a donor advised fund over which the foundation or a disqualified person had advisory privileges? If "Yes," attach statement (see instructions)	12		No
13	Did the foundation comply with the public inspection requirements for its annual returns and exemption application?	13	Yes	
Website address N/A				
14	The books are in care of ALBERT W PRITCHARD Telephone no (215) 997-6700 Located at 590 BETHLEHEM PIKE COLMAR PA ZIP+4 18915			
15	Section 4947(a)(1) nonexempt charitable trusts filing Form 990-PF in lieu of Form 1041 —Check here and enter the amount of tax-exempt interest received or accrued during the year.	15		
16	At any time during calendar year 2014, did the foundation have an interest in or a signature or other authority over a bank, securities, or other financial account in a foreign country?	16	Yes	No
See instructions for exceptions and filing requirements for FinCEN Form 114, Report of Foreign Bank and Financial Accounts (FBAR) If "Yes", enter the name of the foreign country				

Part VII-B

Statements Regarding Activities for Which Form 4720 May Be Required

File Form 4720 if any item is checked in the "Yes" column, unless an exception applies.			Yes	No
1a	During the year did the foundation (either directly or indirectly) (1) Engage in the sale or exchange, or leasing of property with a disqualified person? Yes No (2) Borrow money from, lend money to, or otherwise extend credit to (or accept it from) a disqualified person? Yes No (3) Furnish goods, services, or facilities to (or accept them from) a disqualified person? Yes No (4) Pay compensation to, or pay or reimburse the expenses of, a disqualified person? Yes No (5) Transfer any income or assets to a disqualified person (or make any of either available for the benefit or use of a disqualified person)? Yes No (6) Agree to pay money or property to a government official? (Exception. Check "No" if the foundation agreed to make a grant to or to employ the official for a period after termination of government service, if terminating within 90 days). Yes No			
b	If any answer is "Yes" to 1a(1)–(6), did any of the acts fail to qualify under the exceptions described in Regulations section 53.4941(d)-3 or in a current notice regarding disaster assistance (see instructions)? Organizations relying on a current notice regarding disaster assistance check here.	1b		
c	Did the foundation engage in a prior year in any of the acts described in 1a, other than excepted acts, that were not corrected before the first day of the tax year beginning in 2014?	1c		No
2	Taxes on failure to distribute income (section 4942) (does not apply for years the foundation was a private operating foundation defined in section 4942(j)(3) or 4942(j)(5))			
a	At the end of tax year 2014, did the foundation have any undistributed income (lines 6d and 6e, Part XIII) for tax year(s) beginning before 2014? If "Yes," list the years 20 , 20 , 20 , 20 Yes No			
b	Are there any years listed in 2a for which the foundation is not applying the provisions of section 4942(a)(2) (relating to incorrect valuation of assets) to the year's undistributed income? (If applying section 4942(a)(2) to all years listed, answer "No" and attach statement—see instructions).	2b		
c	If the provisions of section 4942(a)(2) are being applied to any of the years listed in 2a, list the years here 20 , 20 , 20 , 20			
3a	Did the foundation hold more than a 2% direct or indirect interest in any business enterprise at any time during the year? Yes No			
b	If "Yes," did it have excess business holdings in 2014 as a result of (1) any purchase by the foundation or disqualified persons after May 26, 1969, (2) the lapse of the 5-year period (or longer period approved by the Commissioner under section 4943(c)(7)) to dispose of holdings acquired by gift or bequest, or (3) the lapse of the 10-, 15-, or 20-year first phase holding period? (Use Schedule C, Form 4720, to determine if the foundation had excess business holdings in 2014.).	3b		
4a	Did the foundation invest during the year any amount in a manner that would jeopardize its charitable purposes?	4a		No
b	Did the foundation make any investment in a prior year (but after December 31, 1969) that could jeopardize its charitable purpose that had not been removed from jeopardy before the first day of the tax year beginning in 2014?	4b		No

Part VII-B

Statements Regarding Activities for Which Form 4720 May Be Required (continued)

5a	During the year did the foundation pay or incur any amount to			
	(1) Carry on propaganda, or otherwise attempt to influence legislation (section 4945(e))?	<input type="checkbox"/> Yes <input checked="" type="checkbox"/> No		
	(2) Influence the outcome of any specific public election (see section 4955), or to carry on, directly or indirectly, any voter registration drive?	<input type="checkbox"/> Yes <input checked="" type="checkbox"/> No		
	(3) Provide a grant to an individual for travel, study, or other similar purposes?	<input type="checkbox"/> Yes <input checked="" type="checkbox"/> No		
	(4) Provide a grant to an organization other than a charitable, etc , organization described in section 4945(d)(4)(A)? (see instructions).	<input type="checkbox"/> Yes <input checked="" type="checkbox"/> No		
	(5) Provide for any purpose other than religious, charitable, scientific, literary, or educational purposes, or for the prevention of cruelty to children or animals?	<input type="checkbox"/> Yes <input checked="" type="checkbox"/> No		
b	If any answer is "Yes" to 5a(1)–(5), did any of the transactions fail to qualify under the exceptions described in Regulations section 53.4945 or in a current notice regarding disaster assistance (see instructions)?	5b		
	Organizations relying on a current notice regarding disaster assistance check here.	<input type="checkbox"/>		
c	If the answer is "Yes" to question 5a(4), does the foundation claim exemption from the tax because it maintained expenditure responsibility for the grant?	<input type="checkbox"/> Yes <input type="checkbox"/> No		
	If "Yes," attach the statement required by Regulations section 53.4945–5(d).			
6a	Did the foundation, during the year, receive any funds, directly or indirectly, to pay premiums on a personal benefit contract?	<input type="checkbox"/> Yes <input checked="" type="checkbox"/> No		
b	Did the foundation, during the year, pay premiums, directly or indirectly, on a personal benefit contract?	6b		No
	If "Yes" to 6b, file Form 8870.			
7a	At any time during the tax year, was the foundation a party to a prohibited tax shelter transaction?	<input type="checkbox"/> Yes <input checked="" type="checkbox"/> No		
b	If yes, did the foundation receive any proceeds or have any net income attributable to the transaction?	7b		

Part VIII

Information About Officers, Directors, Trustees, Foundation Managers, Highly Paid Employees, and Contractors

1 List all officers, directors, trustees, foundation managers and their compensation (see instructions).				
(a) Name and address	(b) Title, and average hours per week devoted to position	(c) Compensation (If not paid, enter -0-)	(d) Contributions to employee benefit plans and deferred compensation	(e) Expense account, other allowances
RICHARD ERIC GERHART	TRUSTEE	0	0	0
1627 E SAWMILL ROAD	0 00			
QUAKERTOWN, PA 18960				
ALBERT W PRITCHARD	TRUSTEE	0	0	0
PO BOX 485 590 BETHLEHEM PIKE	0 00			
COLMAR, PA 18915				
2 Compensation of five highest-paid employees (other than those included on line 1—see instructions). If none, enter "NONE."				
(a) Name and address of each employee paid more than \$50,000	(b) Title, and average hours per week devoted to position	(c) Compensation	(d) Contributions to employee benefit plans and deferred compensation	(e) Expense account, other allowances
NONE				
Total number of other employees paid over \$50,000.				0

Part VIII

Information About Officers, Directors, Trustees, Foundation Managers, Highly Paid Employees, and Contractors (continued)

3 Five highest-paid independent contractors for professional services (see instructions). If none, enter "NONE".		
(a) Name and address of each person paid more than \$50,000	(b) Type of service	(c) Compensation
NONE		
Total number of others receiving over \$50,000 for professional services.		0

Part IX-A

Summary of Direct Charitable Activities

List the foundation's four largest direct charitable activities during the tax year. Include relevant statistical information such as the number of organizations and other beneficiaries served, conferences convened, research papers produced, etc	Expenses
1	
2	
3	
4	

Part IX-B

Summary of Program-Related Investments (see instructions)

Describe the two largest program-related investments made by the foundation during the tax year on lines 1 and 2	Amount
1	
2	
All other program-related investments. See instructions.	
3	
Total. Add lines 1 through 3.	0

Part X

Minimum Investment Return (All domestic foundations must complete this part. Foreign foundations, see instructions.)

1	Fair market value of assets not used (or held for use) directly in carrying out charitable, etc , purposes		
a	Average monthly fair market value of securities.	1a	17,684,887
b	Average of monthly cash balances.	1b	874,838
c	Fair market value of all other assets (see instructions).	1c	0
d	Total (add lines 1a, b, and c).	1d	18,559,725
e	Reduction claimed for blockage or other factors reported on lines 1a and 1c (attach detailed explanation).	1e	0
2	Acquisition indebtedness applicable to line 1 assets.	2	0
3	Subtract line 2 from line 1d.	3	18,559,725
4	Cash deemed held for charitable activities Enter 1 1/2% of line 3 (for greater amount, see instructions).	4	278,396
5	Net value of noncharitable-use assets. Subtract line 4 from line 3 Enter here and on Part V, line 4	5	18,281,329
6	Minimum investment return. Enter 5% of line 5.	6	914,066

Part XI

Distributable Amount (see instructions) (Section 4942(j)(3) and (j)(5) private operating foundations and certain foreign organizations check here ☐ and do not complete this part.)

1	Minimum investment return from Part X, line 6.	1	914,066
2a	Tax on investment income for 2014 from Part VI, line 5.	2a	10,247
b	Income tax for 2014 (This does not include the tax from Part VI).	2b	
c	Add lines 2a and 2b.	2c	10,247
3	Distributable amount before adjustments Subtract line 2c from line 1.	3	903,819
4	Recoveries of amounts treated as qualifying distributions.	4	0
5	Add lines 3 and 4.	5	903,819
6	Deduction from distributable amount (see instructions).	6	0
7	Distributable amount as adjusted Subtract line 6 from line 5 Enter here and on Part XIII, line 1.	7	903,819

Part XII

Qualifying Distributions (see instructions)

1	Amounts paid (including administrative expenses) to accomplish charitable, etc , purposes		
a	Expenses, contributions, gifts, etc —total from Part I, column (d), line 26.	1a	745,076
b	Program-related investments—total from Part IX-B.	1b	0
2	Amounts paid to acquire assets used (or held for use) directly in carrying out charitable, etc , purposes.	2	
3	Amounts set aside for specific charitable projects that satisfy the		
a	Suitability test (prior IRS approval required).	3a	
b	Cash distribution test (attach the required schedule).	3b	
4	Qualifying distributions. Add lines 1a through 3b Enter here and on Part V, line 8, and Part XIII, line 4	4	745,076
5	Foundations that qualify under section 4940(e) for the reduced rate of tax on net investment income Enter 1% of Part I, line 27b (see instructions).	5	10,247
6	Adjusted qualifying distributions. Subtract line 5 from line 4.	6	734,829
Note: The amount on line 6 will be used in Part V, column (b), in subsequent years when calculating whether the foundation qualifies for the section 4940(e) reduction of tax in those years			

Part XIII

Undistributed Income (see instructions)

	(a) Corpus	(b) Years prior to 2013	(c) 2013	(d) 2014
1 Distributable amount for 2014 from Part XI, line 7				903,819
2 Undistributed income, if any, as of the end of 2014				
a Enter amount for 2013 only.			723,872	
b Total for prior years 20____, 20____, 20____		0		
3 Excess distributions carryover, if any, to 2014				
a From 2009.				
b From 2010.				
c From 2011.				
d From 2012.				
e From 2013.				
f Total of lines 3a through e.	0			
4 Qualifying distributions for 2014 from Part XII, line 4 ▶ \$ 745,076				
a Applied to 2013, but not more than line 2a			723,872	
b Applied to undistributed income of prior years (Election required—see instructions).		0		
c Treated as distributions out of corpus (Election required—see instructions).	0			
d Applied to 2014 distributable amount.				21,204
e Remaining amount distributed out of corpus	0			
5 Excess distributions carryover applied to 2014 (If an amount appears in column (d), the same amount must be shown in column (a).)	0			0
6 Enter the net total of each column as indicated below:				
a Corpus Add lines 3f, 4c, and 4e Subtract line 5	0			
b Prior years' undistributed income Subtract line 4b from line 2b.		0		
c Enter the amount of prior years' undistributed income for which a notice of deficiency has been issued, or on which the section 4942(a) tax has been previously assessed.		0		
d Subtract line 6c from line 6b Taxable amount—see instructions		0		
e Undistributed income for 2013 Subtract line 4a from line 2a Taxable amount—see instructions			0	
f Undistributed income for 2014 Subtract lines 4d and 5 from line 1 This amount must be distributed in 2015				882,615
7 Amounts treated as distributions out of corpus to satisfy requirements imposed by section 170(b)(1)(F) or 4942(g)(3) (Election may be required - see instructions).	0			
8 Excess distributions carryover from 2009 not applied on line 5 or line 7 (see instructions). . . .	0			
9 Excess distributions carryover to 2015. Subtract lines 7 and 8 from line 6a	0			
10 Analysis of line 9				
a Excess from 2010. . . .				
b Excess from 2011. . . .				
c Excess from 2012. . . .				
d Excess from 2013. . . .				
e Excess from 2014. . . .				

Part XIVPrivate Operating Foundations (see instructions and Part VII-A, question 9)

1a If the foundation has received a ruling or determination letter that it is a private operating foundation, and the ruling is effective for 2014, enter the date of the ruling. 2007-08-01

b Check box to indicate whether the organization is a private operating foundation described in section 4942(j)(3) or 4942(j)(5)

2a Enter the lesser of the adjusted net income from Part I or the minimum investment return from Part X for each year listed	Tax year	Prior 3 years			(e) Total
	(a) 2014	(b) 2013	(c) 2012	(d) 2011	
b 85% of line 2a					
c Qualifying distributions from Part XII, line 4 for each year listed					
d Amounts included in line 2c not used directly for active conduct of exempt activities					
e Qualifying distributions made directly for active conduct of exempt activities. Subtract line 2d from line 2c					
3 Complete 3a, b, or c for the alternative test relied upon					
a "Assets" alternative test—enter					
(1) Value of all assets					
(2) Value of assets qualifying under section 4942(j)(3)(B)(i)					
b "Endowment" alternative test— enter 2/3 of minimum investment return shown in Part X, line 6 for each year listed. . .					
c "Support" alternative test—enter					
(1) Total support other than gross investment income (interest, dividends, rents, payments on securities loans (section 512(a)(5)), or royalties)					
(2) Support from general public and 5 or more exempt organizations as provided in section 4942(j)(3)(B)(iii).					
(3) Largest amount of support from an exempt organization					
(4) Gross investment income					

Part XVSupplementary Information (Complete this part only if the organization had \$5,000 or more in assets at any time during the year—see instructions.)

1 Information Regarding Foundation Managers:

a List any managers of the foundation who have contributed more than 2% of the total contributions received by the foundation before the close of any tax year (but only if they have contributed more than \$5,000) (See section 507(d)(2))

b List any managers of the foundation who own 10% or more of the stock of a corporation (or an equally large portion of the ownership of a partnership or other entity) of which the foundation has a 10% or greater interest

2 Information Regarding Contribution, Grant, Gift, Loan, Scholarship, etc., Programs:

Check here ☐ if the foundation only makes contributions to preselected charitable organizations and does not accept unsolicited requests for funds. If the foundation makes gifts, grants, etc. (see instructions) to individuals or organizations under other conditions, complete items 2a, b, c, and d.

a The name, address, and telephone number or e-mail address of the person to whom applications should be addressed

ALBERT W PRITCHARD TRUSTEE
590 BETHLEHEM PIKE
COLMAR, PA 18915
(215) 997-6700

b The form in which applications should be submitted and information and materials they should include

APPLICATION SHOULD BE IN WRITING

c Any submission deadlines

SEPTEMBER 1ST

d Any restrictions or limitations on awards, such as by geographical areas, charitable fields, kinds of institutions, or other factors

FUNDS ARE DISTRIBUTED FOR THE BENEFIT OF CHARITABLE, RELIGIOUS, EDUCATIONAL, LITERARY OR SCIENTIFIC TAX EXEMPT ORGANIZATIONS

Part XV

Supplementary Information (continued)

3 Grants and Contributions Paid During the Year or Approved for Future Payment

Recipient	If recipient is an individual, show any relationship to any foundation manager or substantial contributor	Foundation status of recipient	Purpose of grant or contribution	Amount
Name and address (home or business)				
a Paid during the year See Additional Data Table				
Total			3a	742,000
b Approved for future payment				
Total			3b	0

Enter gross amounts unless otherwise indicated

Part XVI-B Relationship of Activities to the Accomplishment of Exempt Purposes


Form **990-PF** (2014)

1 Did the organization directly or indirectly engage in any of the following with any other organization described in section 501(c) of the Code (other than section 501(c)(3) organizations) or in section 527, relating to political organizations?			Yes	No
a Transfers from the reporting foundation to a noncharitable exempt organization of				
(1) Cash.		1a(1)		No
(2) Other assets.		1a(2)		No
b Other transactions				
(1) Sales of assets to a noncharitable exempt organization.		1b(1)		No
(2) Purchases of assets from a noncharitable exempt organization.		1b(2)		No
(3) Rental of facilities, equipment, or other assets.		1b(3)		No
(4) Reimbursement arrangements.		1b(4)		No
(5) Loans or loan guarantees.		1b(5)		No
(6) Performance of services or membership or fundraising solicitations.		1b(6)		No
c Sharing of facilities, equipment, mailing lists, other assets, or paid employees.		1c		No
d If the answer to any of the above is "Yes," complete the following schedule. Column (b) should always show the fair market value of the goods, other assets, or services given by the reporting foundation. If the foundation received less than fair market value in any transaction or sharing arrangement, show in column (d) the value of the goods, other assets, or services received				

[illegible]

2a Is the foundation directly or indirectly affiliated with, or related to, one or more tax-exempt organizations described in section 501(c) of the Code (other than section 501(c)(3)) or in section 527? ☐ Yes ☒ No

b If "Yes," complete the following schedule		
(a) Name of organization	(b) Type of organization	(c) Description of relationship

Sign Here	Under penalties of perjury, I declare that I have examined this return, including accompanying schedules and statements, and to the best of my knowledge and belief, it is true, correct, and complete. Declaration of preparer (other than taxpayer) is based on all information of which preparer has any knowledge.		
	***** _____ Signature of officer or trustee	2015-08-25 _____ Date	***** _____ Title

May the IRS discuss this return with the preparer shown below (see instr)? ☒ Yes ☐ No

Paid Preparer Use Only	Print/Type preparer's name BARRY M MORIARITY	Preparer's Signature	Date 2015-08-25	Check if self-employed <input checked="" type="checkbox"/>	PTIN P00010521
	Firm's name <input checked="" type="checkbox"/> PRITCHARD BIELER GRUVER & WILLISON PC			Firm's EIN <input checked="" type="checkbox"/> 23-3019016	
	Firm's address <input checked="" type="checkbox"/> 590 BETHLEHEM PIKE COLMAR, PA 18915			Phone no (215) 997-7210	

Form 990PF Part IV - Capital Gains and Losses for Tax on Investment Income - Columns a - d

(a) List and describe the kind(s) of property sold (e g , real estate, 2-story brick warehouse, or common stock, 200 shs MLC Co)	(b) How acquired P—Purchase D—Donation	(c) Date acquired (mo , day, yr)	(d) Date sold (mo , day, yr)
CAPITAL GAINS DIVIDENDS	P	2014-01-01	2014-12-31
CAPITAL GAINS DIVIDENDS	P	2014-01-01	2014-12-31
LEGG MASON BW GLOBAL OP BD-IS - 12939 638 SHS	P	2014-01-01	2014-01-06
ALLSTATE CORP - 520 0 SHS	P	2014-01-01	2014-01-08
ALLSTATE CORP - 89 0 SHS	P	2014-01-01	2014-01-08
CITIGROUPINC - 630 0 SHS	P	2014-01-01	2014-01-08
CITIGROUPINC - 108 0 SHS	P	2014-01-01	2014-01-08
CORNING INC - 2197 0 SHS	P	2014-01-01	2014-01-08
GENERAL MILLS INC - 643 0 SHS	P	2014-01-01	2014-01-08
HELMERICH& PAYNE INC - 239 0 SHS	P	2014-01-01	2014-01-08

Form 990PF Part IV - Capital Gains and Losses for Tax on Investment Income - Columns e - h

(e) Gross sales price	(f) Depreciation allowed (or allowable)	(g) Cost or other basis plus expense of sale	(h) Gain or (loss) (e) plus (f) minus (g)
131,324			131,324
35,510			35,510
139,231		150,066	-10,835
27,788		22,952	4,836
4,756		4,821	-65
34,486		27,291	7,195
5,912		5,680	232
39,246		33,465	5,781
31,196		31,737	-541
20,098		16,572	3,526

Form 990PF Part IV - Capital Gains and Losses for Tax on Investment Income - Columns i - l

Complete only for assets showing gain in column (h) and owned by the foundation on 12/31/69			(l) Gains (Col (h) gain minus col (k), but not less than -0-) or Losses (from col (h))
(i) F M V as of 12/31/69	(j) Adjusted basis as of 12/31/69	(k) Excess of col (i) over col (j), if any	
			131,324
			35,510
			-10,835
			4,836
			-65
			7,195
			232
			5,781
			-541
			3,526

Form 990PF Part IV - Capital Gains and Losses for Tax on Investment Income - Columns a - d

(a) List and describe the kind(s) of property sold (e g , real estate, 2-story brick warehouse, or common stock, 200 shs MLC Co)	(b) How acquired P—Purchase D—Donation	(c) Date acquired (mo , day, yr)	(d) Date sold (mo , day, yr)
MANPOWER INC WIS COM - 166 0 SHS	P	2014-01-01	2014-01-08
TJX COS INC - 42 0 SHS	P	2014-01-01	2014-01-08
TJX COS INC - 235 0 SHS	P	2014-01-01	2014-01-08
VALERO ENERGY CORP - 99 0 SHS	P	2013-02-06	2014-01-08
VALERO ENERGY CORP - 162 0 SHS	P	2014-01-01	2014-01-08
XL GROUP PLC F - 826 0 SHS	P	2014-01-01	2014-01-08
TE CONNECTIVITY LTD - 81 0 SHS	P	2014-01-01	2014-01-08
TE CONNECTIVITY LTD - 253 0 SHS	P	2013-06-07	2014-01-08
S & P 500 DEPOSITARY RECEIPT - 420 0 SHS	P	2013-08-16	2014-01-17
APPLE COMPUTER INC - 33 0 SHS	P	2014-01-01	2014-02-07

Form 990PF Part IV - Capital Gains and Losses for Tax on Investment Income - Columns e - h

(e) Gross sales price	(f) Depreciation allowed (or allowable)	(g) Cost or other basis plus expense of sale	(h) Gain or (loss) (e) plus (f) minus (g)
14,279		9,243	5,036
2,646		2,627	19
14,805		10,498	4,307
5,052		4,130	922
8,266		7,574	692
25,030		25,791	-761
4,450		4,315	135
13,900		11,522	2,378
77,396		69,602	7,794
17,144		16,305	839

Form 990PF Part IV - Capital Gains and Losses for Tax on Investment Income - Columns i - l

Complete only for assets showing gain in column (h) and owned by the foundation on 12/31/69			(l) Gains (Col (h) gain minus col (k), but not less than -0-) or Losses (from col (h))
(i) F M V as of 12/31/69	(j) Adjusted basis as of 12/31/69	(k) Excess of col (i) over col (j), if any	
			5,036
			19
			4,307
			922
			692
			-761
			135
			2,378
			7,794
			839

Form 990PF Part IV - Capital Gains and Losses for Tax on Investment Income - Columns a - d

(a) List and describe the kind(s) of property sold (e g , real estate, 2-story brick warehouse, or common stock, 200 shs MLC Co)	(b) How acquired P—Purchase D—Donation	(c) Date acquired (mo , day, yr)	(d) Date sold (mo , day, yr)
BED BATH & BEYOND INC - 100 0 SHS	P	2014-01-01	2014-02-07
BED BATH & BEYOND INC - 55 0 SHS	P	2014-01-01	2014-02-07
CAMERON INTERNATIONAL CORP - 60 0 SHS	P	2014-01-01	2014-02-07
CAMERON INTERNATIONAL CORP - 102 0 SHS	P	2014-01-01	2014-02-07
F5 NETWORKS INC - 229 0 SHS	P	2014-01-01	2014-02-07
THE GAP INC - 183 0 SHS	P	2014-01-01	2014-02-07
THE GAP INC - 105 0 SHS	P	2014-01-01	2014-02-07
OMEGA HEALTHCARE INVESTORS - 1180 0 SHS	P	2014-01-01	2014-02-07
PHILLIPS 66 - 581 0 SHS	P	2014-01-01	2014-02-07
STATE STREET CORP - 386 0 SHS	P	2013-07-11	2014-02-07

Form 990PF Part IV - Capital Gains and Losses for Tax on Investment Income - Columns e - h

(e) Gross sales price	(f) Depreciation allowed (or allowable)	(g) Cost or other basis plus expense of sale	(h) Gain or (loss) (e) plus (f) minus (g)
6,354		7,443	-1,089
3,494		3,467	27
3,540		3,946	-406
6,018		5,777	241
24,221		18,748	5,473
7,682		7,301	381
4,408		3,882	526
35,704		37,855	-2,151
42,471		36,131	6,340
25,878		26,522	-644

Form 990PF Part IV - Capital Gains and Losses for Tax on Investment Income - Columns i - l

Complete only for assets showing gain in column (h) and owned by the foundation on 12/31/69			(l) Gains (Col (h) gain minus col (k), but not less than -0-) or Losses (from col (h))
(i) F M V as of 12/31/69	(j) Adjusted basis as of 12/31/69	(k) Excess of col (i) over col (j), if any	
			-1,089
			27
			-406
			241
			5,473
			381
			526
			-2,151
			6,340
			-644

Form 990PF Part IV - Capital Gains and Losses for Tax on Investment Income - Columns a - d

(a) List and describe the kind(s) of property sold (e g , real estate, 2-story brick warehouse, or common stock, 200 shs MLC Co)	(b) How acquired P—Purchase D—Donation	(c) Date acquired (mo , day, yr)	(d) Date sold (mo , day, yr)
STATE STREET CORP - 98 0 SHS	P	2014-01-01	2014-02-07
TRW AUTOMOTIVE HOLDINGS CORP - 114 0 SHS	P	2014-01-01	2014-02-07
TRW AUTOMOTIVE HOLDINGS CORP - 65 0 SHS	P	2014-01-01	2014-02-07
TESORO PETROLEUM CORP - 54 0 SHS	P	2014-01-01	2014-02-07
UNITED THERAPEUTICS CORP - 66 0 SHS	P	2014-01-01	2014-02-07
AGCOCORP - 127 0 SHS	P	2014-01-01	2014-03-07
AGCOCORP - 288 0 SHS	P	2014-01-01	2014-03-07
AMERIPRISE FINANCIAL INC - 127 0 SHS	P	2013-08-08	2014-03-07
AMERIPRISE FINANCIAL INC - 79 0 SHS	P	2014-01-01	2014-03-07
DENBURY RESOURCES INC - 2330 0 SHS	P	2014-02-07	2014-03-07

Form 990PF Part IV - Capital Gains and Losses for Tax on Investment Income - Columns e - h

(e) Gross sales price	(f) Depreciation allowed (or allowable)	(g) Cost or other basis plus expense of sale	(h) Gain or (loss) (e) plus (f) minus (g)
6,570		7,158	-588
8,279		8,698	-419
4,721		3,785	936
2,546		3,053	-507
6,438		6,763	-325
6,857		7,378	-521
15,550		15,547	3
14,337		11,422	2,915
8,918		8,729	189
37,858		37,226	632

Form 990PF Part IV - Capital Gains and Losses for Tax on Investment Income - Columns i - l

Complete only for assets showing gain in column (h) and owned by the foundation on 12/31/69			(l) Gains (Col (h) gain minus col (k), but not less than -0-) or Losses (from col (h))
(i) F M V as of 12/31/69	(j) Adjusted basis as of 12/31/69	(k) Excess of col (i) over col (j), if any	
			-588
			-419
			936
			-507
			-325
			-521
			3
			2,915
			189
			632

Form 990PF Part IV - Capital Gains and Losses for Tax on Investment Income - Columns a - d

(a) List and describe the kind(s) of property sold (e g , real estate, 2-story brick warehouse, or common stock, 200 shs MLC Co)	(b) How acquired P—Purchase D—Donation	(c) Date acquired (mo , day, yr)	(d) Date sold (mo , day, yr)
FLUORCORP(NEW)-WI - 91 0 SHS	P	2014-01-01	2014-03-07
FLUORCORP(NEW)-WI - 9 0 SHS	P	2013-03-15	2014-03-07
STJUDE MEDICAL INC - 182 0 SHS	P	2014-01-01	2014-03-07
STJUDE MEDICAL INC - 124 0 SHS	P	2014-01-01	2014-03-07
ZIONS BANCORP - 515 0 SHS	P	2013-04-11	2014-03-07
ZIONS BANCORP - 131 0 SHS	P	2014-01-01	2014-03-07
DELPHI AUTOMOTIVE PLC - 99 0 SHS	P	2014-01-01	2014-03-07
EVEREST REINSURANCE GROUP LTD - 256 0 SHS	P	2014-01-08	2014-03-07
INVESCO LTD - 1053 0 SHS	P	2014-01-01	2014-03-07
TE CONNECTIVITY LTD - 210 0 SHS	P	2013-06-07	2014-03-07

Form 990PF Part IV - Capital Gains and Losses for Tax on Investment Income - Columns e - h

(e) Gross sales price	(f) Depreciation allowed (or allowable)	(g) Cost or other basis plus expense of sale	(h) Gain or (loss) (e) plus (f) minus (g)
7,274		7,205	69
719		581	138
12,182		7,963	4,219
8,300		7,615	685
16,364		12,820	3,544
4,163		3,954	209
6,598		5,952	646
38,161		38,198	-37
36,294		36,292	2
12,405		9,563	2,842

Form 990PF Part IV - Capital Gains and Losses for Tax on Investment Income - Columns i - l

Complete only for assets showing gain in column (h) and owned by the foundation on 12/31/69			(l) Gains (Col (h) gain minus col (k), but not less than -0-) or Losses (from col (h))
(i) F M V as of 12/31/69	(j) Adjusted basis as of 12/31/69	(k) Excess of col (i) over col (j), if any	
			69
			138
			4,219
			685
			3,544
			209
			646
			-37
			2
			2,842

Form 990PF Part IV - Capital Gains and Losses for Tax on Investment Income - Columns a - d

(a) List and describe the kind(s) of property sold (e g , real estate, 2-story brick warehouse, or common stock, 200 shs MLC Co)	(b) How acquired P—Purchase D—Donation	(c) Date acquired (mo , day, yr)	(d) Date sold (mo , day, yr)
FLUORCORP(NEW)-WI - 41 0 SHS	P	2014-01-01	2014-03-10
KNOWLES CORP - 177 0 SHS	P	2013-05-09	2014-03-10
KNOWLES CORP - 46 0 SHS	P	2014-01-01	2014-03-10
DUPONT CAPITAL EMG MKTS -1 - 30065 667 SHS	P	2013-07-30	2014-03-20
AT&TINC - 369 0 SHS	P	2014-01-01	2014-04-03
AT&TINC - 35 0 SHS	P	2013-04-11	2014-04-03
AMERIPRISE FINANCIAL INC - 180 0 SHS	P	2014-01-01	2014-04-03
FEDEX CORPORATION - 160 0 SHS	P	2014-01-01	2014-04-03
FEDEX CORPORATION - 125 0 SHS	P	2013-09-09	2014-04-03
LEGG MASON INC - 906 0 SHS	P	2014-02-07	2014-04-03

Form 990PF Part IV - Capital Gains and Losses for Tax on Investment Income - Columns e - h

(e) Gross sales price	(f) Depreciation allowed (or allowable)	(g) Cost or other basis plus expense of sale	(h) Gain or (loss) (e) plus (f) minus (g)
3,211		2,612	599
5,074		4,269	805
1,319		1,395	-76
252,251		258,865	-6,614
13,095		12,941	154
1,242		1,352	-110
20,333		15,982	4,351
21,618		21,136	482
16,889		13,585	3,304
43,597		37,805	5,792

Form 990PF Part IV - Capital Gains and Losses for Tax on Investment Income - Columns i - l

Complete only for assets showing gain in column (h) and owned by the foundation on 12/31/69			(l) Gains (Col (h) gain minus col (k), but not less than -0-) or Losses (from col (h))
(i) F M V as of 12/31/69	(j) Adjusted basis as of 12/31/69	(k) Excess of col (i) over col (j), if any	
			599
			805
			-76
			-6,614
			154
			-110
			4,351
			482
			3,304
			5,792

Form 990PF Part IV - Capital Gains and Losses for Tax on Investment Income - Columns a - d

(a) List and describe the kind(s) of property sold (e g , real estate, 2-story brick warehouse, or common stock, 200 shs MLC Co)	(b) How acquired P—Purchase D—Donation	(c) Date acquired (mo , day, yr)	(d) Date sold (mo , day, yr)
ELI LILLY & CO - 68 0 SHS	P	2014-01-01	2014-04-03
ELI LILLY & CO - 50 0 SHS	P	2014-01-21	2014-04-03
PERKINELMER INC - 40 0 SHS	P	2013-04-11	2014-04-03
PERKINELMER INC - 169 0 SHS	P	2014-01-01	2014-04-03
PUBLIC STORAGE INC - 235 0 SHS	P	2014-02-07	2014-04-03
ACCENTURE PLC - 25 0 SHS	P	2013-04-11	2014-04-03
ACCENTURE PLC - 89 0 SHS	P	2014-01-01	2014-04-03
ALLIANT ENERGY CORP - 374 0 SHS	P	2014-01-01	2014-05-09
JACOBS ENGINEERING GROUP INC - 132 0 SHS	P	2014-01-01	2014-05-09
KIMCO REALTY CORP - 768 0 SHS	P	2013-10-04	2014-05-09

Form 990PF Part IV - Capital Gains and Losses for Tax on Investment Income - Columns e - h

(e) Gross sales price	(f) Depreciation allowed (or allowable)	(g) Cost or other basis plus expense of sale	(h) Gain or (loss) (e) plus (f) minus (g)
3,994		3,711	283
2,937		2,775	162
1,838		1,394	444
7,767		6,713	1,054
39,711		37,340	2,371
1,975		1,941	34
7,032		7,012	20
21,597		20,092	1,505
7,408		8,067	-659
17,394		14,935	2,459

Form 990PF Part IV - Capital Gains and Losses for Tax on Investment Income - Columns i - l

Complete only for assets showing gain in column (h) and owned by the foundation on 12/31/69			(l) Gains (Col (h) gain minus col (k), but not less than -0-) or Losses (from col (h))
(i) F M V as of 12/31/69	(j) Adjusted basis as of 12/31/69	(k) Excess of col (i) over col (j), if any	
			283
			162
			444
			1,054
			2,371
			34
			20
			1,505
			-659
			2,459

Form 990PF Part IV - Capital Gains and Losses for Tax on Investment Income - Columns a - d

(a) List and describe the kind(s) of property sold (e g , real estate, 2-story brick warehouse, or common stock, 200 shs MLC Co)	(b) How acquired P—Purchase D—Donation	(c) Date acquired (mo , day, yr)	(d) Date sold (mo , day, yr)
KIMCO REALTY CORP - 359 0 SHS	P	2014-01-01	2014-05-09
OSHKOSHTRUCKCLB - 157 0 SHS	P	2014-01-01	2014-05-09
OSHKOSHTRUCKCLB - 169 0 SHS	P	2013-08-08	2014-05-09
REYNOLDS AMERICAN INC - 139 0 SHS	P	2014-01-01	2014-05-09
ROCK-TENN COMPANY -CL A - 395 0 SHS	P	2014-01-01	2014-05-09
WESTERN DIGITAL CORP - 111 0 SHS	P	2014-01-01	2014-05-09
WESTERN DIGITAL CORP - 145 0 SHS	P	2013-08-08	2014-05-09
ENSCO PLC SHS CLASS A - 745 0 SHS	P	2014-02-07	2014-05-09
ANNALY CAPITAL MANAGEMENT - 2596 0 SHS	P	2014-04-03	2014-06-05
CAINC - 981 0 SHS	P	2014-01-01	2014-06-05

Form 990PF Part IV - Capital Gains and Losses for Tax on Investment Income - Columns e - h

(e) Gross sales price	(f) Depreciation allowed (or allowable)	(g) Cost or other basis plus expense of sale	(h) Gain or (loss) (e) plus (f) minus (g)
8,131		7,447	684
8,415		8,033	382
9,059		7,686	1,373
7,806		6,972	834
38,424		37,972	452
9,080		8,955	125
11,862		9,628	2,234
37,709		37,618	91
29,962		28,344	1,618
28,178		30,588	-2,410

Form 990PF Part IV - Capital Gains and Losses for Tax on Investment Income - Columns i - l

Complete only for assets showing gain in column (h) and owned by the foundation on 12/31/69			(l) Gains (Col (h) gain minus col (k), but not less than -0-) or Losses (from col (h))
(i) F M V as of 12/31/69	(j) Adjusted basis as of 12/31/69	(k) Excess of col (i) over col (j), if any	
			684
			382
			1,373
			834
			452
			125
			2,234
			91
			1,618
			-2,410

Form 990PF Part IV - Capital Gains and Losses for Tax on Investment Income - Columns a - d

(a) List and describe the kind(s) of property sold (e g , real estate, 2-story brick warehouse, or common stock, 200 shs MLC Co)	(b) How acquired P—Purchase D—Donation	(c) Date acquired (mo , day, yr)	(d) Date sold (mo , day, yr)
CAINC - 147 0 SHS	P	2014-01-01	2014-06-05
CARDINAL HEALTH INC - 611 0 SHS	P	2014-01-01	2014-06-05
CARDINAL HEALTH INC - 90 0 SHS	P	2014-01-01	2014-06-05
CHEVRON CORP - 20 0 SHS	P	2013-12-02	2014-06-05
CHEVRON CORP - 107 0 SHS	P	2014-01-01	2014-06-05
FIRST SOLAR INC - 256 0 SHS	P	2014-01-01	2014-06-05
FIRST SOLAR INC - 324 0 SHS	P	2014-01-01	2014-06-05
NASDAQ STOCK MARKET INC - 87 0 SHS	P	2013-12-02	2014-06-05
NASDAQ STOCK MARKET INC - 150 0 SHS	P	2014-01-01	2014-06-05
PROTECTIVE LIFE CORP - 754 0 SHS	P	2014-03-07	2014-06-05

Form 990PF Part IV - Capital Gains and Losses for Tax on Investment Income - Columns e - h

(e) Gross sales price	(f) Depreciation allowed (or allowable)	(g) Cost or other basis plus expense of sale	(h) Gain or (loss) (e) plus (f) minus (g)
4,222		4,930	-708
43,285		29,471	13,814
6,376		5,939	437
2,473		2,449	24
13,230		12,213	1,017
16,411		15,809	602
20,770		17,960	2,810
3,228		3,461	-233
5,566		5,888	-322
52,268		40,395	11,873

Form 990PF Part IV - Capital Gains and Losses for Tax on Investment Income - Columns i - l

Complete only for assets showing gain in column (h) and owned by the foundation on 12/31/69			(l) Gains (Col (h) gain minus col (k), but not less than -0-) or Losses (from col (h))
(i) F M V as of 12/31/69	(j) Adjusted basis as of 12/31/69	(k) Excess of col (i) over col (j), if any	
			-708
			13,814
			437
			24
			1,017
			602
			2,810
			-233
			-322
			11,873

Form 990PF Part IV - Capital Gains and Losses for Tax on Investment Income - Columns a - d

(a) List and describe the kind(s) of property sold (e g , real estate, 2-story brick warehouse, or common stock, 200 shs MLC Co)	(b) How acquired P—Purchase D—Donation	(c) Date acquired (mo , day, yr)	(d) Date sold (mo , day, yr)
SYSCOCORP - 920 0 SHS	P	2014-01-01	2014-06-05
SYSCOCORP - 137 0 SHS	P	2014-01-01	2014-06-05
DELPHI AUTOMOTIVE PLC - 23 0 SHS	P	2013-12-02	2014-06-05
DELPHI AUTOMOTIVE PLC - 276 0 SHS	P	2013-12-09	2014-06-05
TIMEINC - 0 75 SHS	P	2013-12-02	2014-06-09
AVERY DENNISON CORP - 40 0 SHS	P	2014-01-21	2014-07-09
AVERY DENNISON CORP - 84 0 SHS	P	2014-01-01	2014-07-09
CMS ENERGYCORP - 75 0 SHS	P	2014-01-21	2014-07-09
CMS ENERGYCORP - 1109 0 SHS	P	2014-01-01	2014-07-09
GANNETT CO INC - 110 0 SHS	P	2014-01-21	2014-07-09

Form 990PF Part IV - Capital Gains and Losses for Tax on Investment Income - Columns e - h

(e) Gross sales price	(f) Depreciation allowed (or allowable)	(g) Cost or other basis plus expense of sale	(h) Gain or (loss) (e) plus (f) minus (g)
34,489		30,777	3,712
5,136		5,034	102
1,621		1,336	285
19,453		16,104	3,349
17		16	1
2,039		2,040	-1
4,282		4,147	135
2,255		1,992	263
33,342		29,603	3,739
3,487		3,108	379

Form 990PF Part IV - Capital Gains and Losses for Tax on Investment Income - Columns i - l

Complete only for assets showing gain in column (h) and owned by the foundation on 12/31/69			(l) Gains (Col (h) gain minus col (k), but not less than -0-) or Losses (from col (h))
(i) F M V as of 12/31/69	(j) Adjusted basis as of 12/31/69	(k) Excess of col (i) over col (j), if any	
			3,712
			102
			285
			3,349
			1
			-1
			135
			263
			3,739
			379

Form 990PF Part IV - Capital Gains and Losses for Tax on Investment Income - Columns a - d

(a) List and describe the kind(s) of property sold (e g , real estate, 2-story brick warehouse, or common stock, 200 shs MLC Co)	(b) How acquired P—Purchase D—Donation	(c) Date acquired (mo , day, yr)	(d) Date sold (mo , day, yr)
GANNETT CO INC - 233 0 SHS	P	2014-01-01	2014-07-09
HAIN CELESTIAL GROUP INC - 448 041 SHS	P	2014-01-01	2014-07-09
MANPOWER INC WIS COM - 8 0 SHS	P	2014-05-09	2014-07-09
MICROS SYSTEM INC - 774 0 SHS	P	2014-05-09	2014-07-09
SERVICE CORP INTERNATIONAL - 80 0 SHS	P	2014-01-21	2014-07-09
SERVICE CORP INTERNATIONAL - 1137 0 SHS	P	2013-12-09	2014-07-09
SONOCOPRODUCTS CO - 60 0 SHS	P	2014-01-21	2014-07-09
SONOCOPRODUCTS CO - 160 0 SHS	P	2014-01-01	2014-07-09
TD AMERITRADE HOLDING CORP - 1197 0 SHS	P	2014-04-03	2014-07-09
THERMO ELECTRON CORP - 30 0 SHS	P	2014-01-21	2014-07-09

Form 990PF Part IV - Capital Gains and Losses for Tax on Investment Income - Columns e - h

(e) Gross sales price	(f) Depreciation allowed (or allowable)	(g) Cost or other basis plus expense of sale	(h) Gain or (loss) (e) plus (f) minus (g)
7,387		6,087	1,300
40,154		40,925	-771
664		649	15
52,476		39,456	13,020
1,661		1,474	187
23,608		20,916	2,692
2,561		2,569	-8
6,828		6,416	412
37,090		38,230	-1,140
3,538		3,453	85

Form 990PF Part IV - Capital Gains and Losses for Tax on Investment Income - Columns i - l

Complete only for assets showing gain in column (h) and owned by the foundation on 12/31/69			(l) Gains (Col (h) gain minus col (k), but not less than -0-) or Losses (from col (h))
(i) F M V as of 12/31/69	(j) Adjusted basis as of 12/31/69	(k) Excess of col (i) over col (j), if any	
			1,300
			-771
			15
			13,020
			187
			2,692
			-8
			412
			-1,140
			85

Form 990PF Part IV - Capital Gains and Losses for Tax on Investment Income - Columns a - d

(a) List and describe the kind(s) of property sold (e g , real estate, 2-story brick warehouse, or common stock, 200 shs MLC Co)	(b) How acquired P—Purchase D—Donation	(c) Date acquired (mo , day, yr)	(d) Date sold (mo , day, yr)
THERMO ELECTRON CORP - 64 0 SHS	P	2014-01-01	2014-07-09
BB&TCORP - 1031 0 SHS	P	2014-03-07	2014-08-07
CBS CORP CLB - 96 0 SHS	P	2014-01-01	2014-08-07
CAREFUSIONCORP - 1004 0 SHS	P	2014-01-01	2014-08-07
EXELISINC - 1919 0 SHS	P	2014-01-01	2014-08-07
GLOBAL PAYMENTS INC - 282 0 SHS	P	2014-04-03	2014-08-07
NOWINC - 23 0 SHS	P	2014-01-01	2014-08-07
RELIANCE STEEL & ALUMINUM - 104 0 SHS	P	2014-01-01	2014-08-07
ROBERT HALF INTL INC - 913 0 SHS	P	2014-01-01	2014-08-07
TIME INC - 40 875 SHS	P	2014-01-01	2014-08-07

Form 990PF Part IV - Capital Gains and Losses for Tax on Investment Income - Columns e - h

(e) Gross sales price	(f) Depreciation allowed (or allowable)	(g) Cost or other basis plus expense of sale	(h) Gain or (loss) (e) plus (f) minus (g)
7,549		6,511	1,038
37,145		40,375	-3,230
5,537		5,678	-141
42,491		41,108	1,383
31,165		40,472	-9,307
19,111		20,181	-1,070
714		719	-5
7,091		7,757	-666
44,404		35,566	8,838
965		849	116

Form 990PF Part IV - Capital Gains and Losses for Tax on Investment Income - Columns i - l

Complete only for assets showing gain in column (h) and owned by the foundation on 12/31/69			(l) Gains (Col (h) gain minus col (k), but not less than -0-) or Losses (from col (h))
(i) F M V as of 12/31/69	(j) Adjusted basis as of 12/31/69	(k) Excess of col (i) over col (j), if any	
			1,038
			-3,230
			-141
			1,383
			-9,307
			-1,070
			-5
			-666
			8,838
			116

Form 990PF Part IV - Capital Gains and Losses for Tax on Investment Income - Columns a - d

(a) List and describe the kind(s) of property sold (e g , real estate, 2-story brick warehouse, or common stock, 200 shs MLC Co)	(b) How acquired P—Purchase D—Donation	(c) Date acquired (mo , day, yr)	(d) Date sold (mo , day, yr)
WESTERN DIGITAL CORP - 286 0 SHS	P	2013-08-08	2014-08-07
PARTNERRE HOLDINGS LTD - 381 0 SHS	P	2014-01-08	2014-08-07
ALASKA AIR GROUP - 400 0 SHS	P	2014-04-03	2014-09-08
EXXON MOBIL CORPORATION - 138 0 SHS	P	2014-01-01	2014-09-08
FIFTH THIRD BANK - 375 0 SHS	P	2014-01-01	2014-09-08
HEWLETT PACKARD CORP - 657 0 SHS	P	2014-01-08	2014-09-08
HOLLYFRONTIER CORP - 170 0 SHS	P	2014-01-01	2014-09-08
HONEYWELL INTERNATIONAL INC - 81 0 SHS	P	2014-01-08	2014-09-08
ELI LILLY & CO - 81 0 SHS	P	2014-01-01	2014-09-08
SONOCO PRODUCTS CO - 682 0 SHS	P	2013-09-09	2014-09-08

Form 990PF Part IV - Capital Gains and Losses for Tax on Investment Income - Columns e - h

(e) Gross sales price	(f) Depreciation allowed (or allowable)	(g) Cost or other basis plus expense of sale	(h) Gain or (loss) (e) plus (f) minus (g)
29,173		18,991	10,182
40,205		38,362	1,843
18,924		18,883	41
13,469		12,846	623
7,587		7,790	-203
24,410		18,107	6,303
8,472		8,225	247
7,704		7,326	378
12,591		9,856	2,735
27,933		26,349	1,584

Form 990PF Part IV - Capital Gains and Losses for Tax on Investment Income - Columns i - l

Complete only for assets showing gain in column (h) and owned by the foundation on 12/31/69			(l) Gains (Col (h) gain minus col (k), but not less than -0-) or Losses (from col (h))
(i) F M V as of 12/31/69	(j) Adjusted basis as of 12/31/69	(k) Excess of col (i) over col (j), if any	
			10,182
			1,843
			41
			623
			-203
			6,303
			247
			378
			2,735
			1,584

Form 990PF Part IV - Capital Gains and Losses for Tax on Investment Income - Columns a - d

(a) List and describe the kind(s) of property sold (e g , real estate, 2-story brick warehouse, or common stock, 200 shs MLC Co)	(b) How acquired P—Purchase D—Donation	(c) Date acquired (mo , day, yr)	(d) Date sold (mo , day, yr)
VENTASINC - 325 0 SHS	P	2014-07-09	2014-09-08
WADDELL & REED FINANCIAL A - 144 0 SHS	P	2014-01-01	2014-09-08
ALTRIA GROUP INC - 201 0 SHS	P	2014-01-01	2014-10-10
CDK GLOBAL INC - 29 0 SHS	P	2014-07-09	2014-10-10
CDK GLOBAL INC - 56 6667 SHS	P	2014-01-01	2014-10-10
CONOCOPHILLIPS COM - 513 0 SHS	P	2014-06-05	2014-10-10
EXELON CORPORATION - 289 0 SHS	P	2014-07-09	2014-10-10
GENERAL MOTORS CO - 673 0 SHS	P	2014-07-09	2014-10-10
HOME DEPOT INC - 6 0 SHS	P	2013-12-02	2014-10-10
MEDTRONIC INC - 64 0 SHS	P	2014-01-01	2014-10-10

Form 990PF Part IV - Capital Gains and Losses for Tax on Investment Income - Columns e - h

(e) Gross sales price	(f) Depreciation allowed (or allowable)	(g) Cost or other basis plus expense of sale	(h) Gain or (loss) (e) plus (f) minus (g)
21,242		20,820	422
8,144		9,408	-1,264
9,482		7,499	1,983
753		872	-119
1,471		1,643	-172
36,757		41,028	-4,271
10,158		9,924	234
20,689		25,424	-4,735
560		480	80
4,142		3,731	411

Form 990PF Part IV - Capital Gains and Losses for Tax on Investment Income - Columns i - l

Complete only for assets showing gain in column (h) and owned by the foundation on 12/31/69			(l) Gains (Col (h) gain minus col (k), but not less than -0-) or Losses (from col (h))
(i) F M V as of 12/31/69	(j) Adjusted basis as of 12/31/69	(k) Excess of col (i) over col (j), if any	
			422
			-1,264
			1,983
			-119
			-172
			-4,271
			234
			-4,735
			80
			411

Form 990PF Part IV - Capital Gains and Losses for Tax on Investment Income - Columns a - d

(a) List and describe the kind(s) of property sold (e g , real estate, 2-story brick warehouse, or common stock, 200 shs MLC Co)	(b) How acquired P—Purchase D—Donation	(c) Date acquired (mo , day, yr)	(d) Date sold (mo , day, yr)
OMEGA HEALTHCARE INVESTORS - 446 0 SHS	P	2014-05-09	2014-10-10
OMEGA HEALTHCARE INVESTORS - 667 0 SHS	P	2014-05-09	2014-10-10
PAYCHEXINC - 1002 0 SHS	P	2014-01-01	2014-10-10
PETSMARTINC - 578 0 SHS	P	2014-02-07	2014-10-10
SCOTTS CO - 688 0 SHS	P	2014-06-05	2014-10-10
INGERSOLL-RANDPLC - 331 0 SHS	P	2014-08-07	2014-10-10
EMCCORPMASS SR NT DTD 6/6/2013 2 65% 6/1/2020 - 50000 0 SHS	P	2014-06-05	2014-10-27
BORG WARNER AUTOMOTIVE - 145 0 SHS	P	2014-01-01	2014-11-07
COMERICAINC - 817 0 SHS	P	2014-03-07	2014-11-07
DISCOVER FINANCIAL SERVICES - 157 0 SHS	P	2014-01-01	2014-11-07

Form 990PF Part IV - Capital Gains and Losses for Tax on Investment Income - Columns e - h

(e) Gross sales price	(f) Depreciation allowed (or allowable)	(g) Cost or other basis plus expense of sale	(h) Gain or (loss) (e) plus (f) minus (g)
16,195		16,085	110
24,462		24,055	407
43,851		41,196	2,655
37,928		37,245	683
38,148		41,381	-3,233
18,404		19,803	-1,399
49,599		50,469	-870
8,335		7,842	493
39,593		40,441	-848
10,355		8,375	1,980

Form 990PF Part IV - Capital Gains and Losses for Tax on Investment Income - Columns i - l

Complete only for assets showing gain in column (h) and owned by the foundation on 12/31/69			(l) Gains (Col (h) gain minus col (k), but not less than -0-) or Losses (from col (h))
(i) F M V as of 12/31/69	(j) Adjusted basis as of 12/31/69	(k) Excess of col (i) over col (j), if any	
			110
			407
			2,655
			683
			-3,233
			-1,399
			-870
			493
			-848
			1,980

Form 990PF Part IV - Capital Gains and Losses for Tax on Investment Income - Columns a - d

(a) List and describe the kind(s) of property sold (e g , real estate, 2-story brick warehouse, or common stock, 200 shs MLC Co)	(b) How acquired P—Purchase D—Donation	(c) Date acquired (mo , day, yr)	(d) Date sold (mo , day, yr)
NORTHROPCORP - 91 0 SHS	P	2014-01-01	2014-11-07
TERADATACORP - 95 0 SHS	P	2014-10-10	2014-11-07
TERADATACORP - 658 0 SHS	P	2014-10-10	2014-11-07
UGICORP - 1199 0 SHS	P	2014-10-10	2014-11-07
UNUMPROVIDENTCORP - 800 0 SHS	P	2014-04-03	2014-11-07
UNUMPROVIDENTCORP - 364 0 SHS	P	2014-06-05	2014-11-07
WALGREENCO - 222 0 SHS	P	2014-04-03	2014-11-07
INGERSOLL-RANDPLC - 363 0 SHS	P	2014-08-07	2014-11-07
TERADATACORP - 233 0 SHS	P	2014-10-10	2014-11-10
ABBVIE INCCOM - 337 0 SHS	P	2014-08-07	2014-12-05

Form 990PF Part IV - Capital Gains and Losses for Tax on Investment Income - Columns e - h

(e) Gross sales price	(f) Depreciation allowed (or allowable)	(g) Cost or other basis plus expense of sale	(h) Gain or (loss) (e) plus (f) minus (g)
12,380		10,350	2,030
4,069		3,882	187
28,135		26,887	1,248
46,087		41,078	5,009
26,777		28,343	-1,566
12,184		12,751	-567
14,825		14,874	-49
23,087		21,718	1,369
9,972		9,521	451
23,510		17,543	5,967

Form 990PF Part IV - Capital Gains and Losses for Tax on Investment Income - Columns i - l

Complete only for assets showing gain in column (h) and owned by the foundation on 12/31/69			(l) Gains (Col (h) gain minus col (k), but not less than -0-) or Losses (from col (h))
(i) F M V as of 12/31/69	(j) Adjusted basis as of 12/31/69	(k) Excess of col (i) over col (j), if any	
			2,030
			187
			1,248
			5,009
			-1,566
			-567
			-49
			1,369
			451
			5,967

Form 990PF Part IV - Capital Gains and Losses for Tax on Investment Income - Columns a - d

(a) List and describe the kind(s) of property sold (e g , real estate, 2-story brick warehouse, or common stock, 200 shs MLC Co)	(b) How acquired P—Purchase D—Donation	(c) Date acquired (mo , day, yr)	(d) Date sold (mo , day, yr)
AMEREN CORP - 549 0 SHS	P	2014-08-07	2014-12-05
BAKER HUGHES INC - 89 0 SHS	P	2014-01-01	2014-12-05
FACEBOOKINC-A - 643 0 SHS	P	2014-07-09	2014-12-05
GREAT PLAINS ENERGY INC - 199 0 SHS	P	2014-01-01	2014-12-05
HOME DEPOT INC - 247 0 SHS	P	2014-01-01	2014-12-05
KRAFT FOODS GROUP INC COM - 361 0 SHS	P	2014-10-10	2014-12-05
OMNICOM GROUP - 278 0 SHS	P	2014-10-10	2014-12-05
WALGREENCO - 388 0 SHS	P	2014-04-03	2014-12-05
BED BATH & BEYOND INC - 335 0 SHS	P	2013-01-01	2014-02-07
CAMERON INTERNATIONAL CORP - 340 0 SHS	P	2013-01-01	2014-02-07

Form 990PF Part IV - Capital Gains and Losses for Tax on Investment Income - Columns e - h

(e) Gross sales price	(f) Depreciation allowed (or allowable)	(g) Cost or other basis plus expense of sale	(h) Gain or (loss) (e) plus (f) minus (g)
23,554		20,595	2,959
5,056		4,854	202
48,994		40,884	8,110
5,241		4,846	395
24,521		18,933	5,588
21,661		20,395	1,266
21,734		18,434	3,300
26,532		25,997	535
21,285		19,493	1,792
20,058		20,917	-859

Form 990PF Part IV - Capital Gains and Losses for Tax on Investment Income - Columns i - l

Complete only for assets showing gain in column (h) and owned by the foundation on 12/31/69			(l) Gains (Col (h) gain minus col (k), but not less than -0-) or Losses (from col (h))
(i) F M V as of 12/31/69	(j) Adjusted basis as of 12/31/69	(k) Excess of col (i) over col (j), if any	
			2,959
			202
			8,110
			395
			5,588
			1,266
			3,300
			535
			1,792
			-859

Form 990PF Part IV - Capital Gains and Losses for Tax on Investment Income - Columns a - d

(a) List and describe the kind(s) of property sold (e g , real estate, 2-story brick warehouse, or common stock, 200 shs MLC Co)	(b) How acquired P—Purchase D—Donation	(c) Date acquired (mo , day, yr)	(d) Date sold (mo , day, yr)
THE GAP INC - 625 0 SHS	P	2013-01-01	2014-02-07
TRW AUTOMOTIVE HOLDINGS CORP - 385 0 SHS	P	2013-01-01	2014-02-07
TESORO PB 1 ROLEUM CORP - 323 0 SHS	P	2013-01-01	2014-02-07
ISHARES MSCI EAFE INDEX FUND - 1157 0 SHS	P	2013-02-06	2014-02-24
AGCOCORP - 210 0 SHS	P	2013-01-01	2014-03-07
ACTIVISION BLIZZARD INC - 983 0 SHS	P	2013-01-01	2014-03-07
FLUORCORP(NEW)-WI - 310 0 SHS	P	2013-01-01	2014-03-07
DELPHI AUTOMOTIVE PLC - 238 0 SHS	P	2013-01-01	2014-03-07
AT&TINC - 595 0 SHS	P	2013-01-01	2014-04-03
ELI LILLY & CO - 415 0 SHS	P	2013-01-01	2014-04-03

Form 990PF Part IV - Capital Gains and Losses for Tax on Investment Income - Columns e - h

(e) Gross sales price	(f) Depreciation allowed (or allowable)	(g) Cost or other basis plus expense of sale	(h) Gain or (loss) (e) plus (f) minus (g)
26,237		20,070	6,167
27,961		21,617	6,344
15,230		14,076	1,154
77,899		67,731	10,168
11,339		11,006	333
19,730		11,568	8,162
24,780		19,674	5,106
15,861		9,171	6,690
21,114		20,878	236
24,375		22,255	2,120

Form 990PF Part IV - Capital Gains and Losses for Tax on Investment Income - Columns i - l

Complete only for assets showing gain in column (h) and owned by the foundation on 12/31/69			(l) Gains (Col (h) gain minus col (k), but not less than -0-) or Losses (from col (h))
(i) F M V as of 12/31/69	(j) Adjusted basis as of 12/31/69	(k) Excess of col (i) over col (j), if any	
			6,167
			6,344
			1,154
			10,168
			333
			8,162
			5,106
			6,690
			236
			2,120

Form 990PF Part IV - Capital Gains and Losses for Tax on Investment Income - Columns a - d

(a) List and describe the kind(s) of property sold (e g , real estate, 2-story brick warehouse, or common stock, 200 shs MLC Co)	(b) How acquired P—Purchase D—Donation	(c) Date acquired (mo , day, yr)	(d) Date sold (mo , day, yr)
PERKINELMER INC - 625 0 SHS	P	2013-01-01	2014-04-03
ACCENTURE PLC - 335 0 SHS	P	2013-01-01	2014-04-03
JACOBS ENGINEERING GROUP INC - 510 0 SHS	P	2013-01-01	2014-05-09
KIMCO REALTY CORP - 624 0 SHS	P	2013-01-01	2014-05-09
REYNOLDS AMERICAN INC - 543 0 SHS	P	2013-01-01	2014-05-09
SOUTHWEST AIRLINES - 813 0 SHS	P	2013-01-01	2014-05-09
THERMO ELECTRON CORP - 184 0 SHS	P	2013-01-01	2014-05-09
CHEVRON CORP - 208 0 SHS	P	2013-01-01	2014-06-05
GANNETT CO INC - 695 0 SHS	P	2013-01-01	2014-06-05
NASDAQ STOCK MARKET INC - 292 0 SHS	P	2013-01-01	2014-06-05

Form 990PF Part IV - Capital Gains and Losses for Tax on Investment Income - Columns e - h

(e) Gross sales price	(f) Depreciation allowed (or allowable)	(g) Cost or other basis plus expense of sale	(h) Gain or (loss) (e) plus (f) minus (g)
28,724		21,705	7,019
26,470		23,840	2,630
28,623		24,370	4,253
14,133		12,207	1,926
30,495		24,109	6,386
19,715		9,724	9,991
21,453		13,816	7,637
25,718		24,150	1,568
20,356		13,904	6,452
10,834		8,787	2,047

Form 990PF Part IV - Capital Gains and Losses for Tax on Investment Income - Columns i - l

Complete only for assets showing gain in column (h) and owned by the foundation on 12/31/69			(l) Gains (Col (h) gain minus col (k), but not less than -0-) or Losses (from col (h))
(i) F M V as of 12/31/69	(j) Adjusted basis as of 12/31/69	(k) Excess of col (i) over col (j), if any	
			7,019
			2,630
			4,253
			1,926
			6,386
			9,991
			7,637
			1,568
			6,452
			2,047

Form 990PF Part IV - Capital Gains and Losses for Tax on Investment Income - Columns a - d

(a) List and describe the kind(s) of property sold (e g , real estate, 2-story brick warehouse, or common stock, 200 shs MLC Co)	(b) How acquired P—Purchase D—Donation	(c) Date acquired (mo , day, yr)	(d) Date sold (mo , day, yr)
AVERY DENNISON CORP - 481 0 SHS	P	2013-06-07	2014-07-09
GANNET CO INC - 645 0 SHS	P	2013-01-01	2014-07-09
LINCOLN NATIONAL CORP IND - 367 0 SHS	P	2013-01-01	2014-07-09
MANPOWER INC WIS COM - 178 0 SHS	P	2013-05-09	2014-07-09
NASDAQ STOCK MARKET INC - 643 0 SHS	P	2013-01-01	2014-07-09
ST JUDE MEDICAL INC - 294 0 SHS	P	2013-04-11	2014-07-09
THERMO ELECTRON CORP - 181 0 SHS	P	2013-01-01	2014-07-09
CBS CORP CLB - 378 0 SHS	P	2013-01-01	2014-08-07
NOW INC - 92 0 SHS	P	2013-01-01	2014-08-07
RELIANCE STEEL & ALUMINUM - 397 0 SHS	P	2013-01-01	2014-08-07

Form 990PF Part IV - Capital Gains and Losses for Tax on Investment Income - Columns e - h

(e) Gross sales price	(f) Depreciation allowed (or allowable)	(g) Cost or other basis plus expense of sale	(h) Gain or (loss) (e) plus (f) minus (g)
24,517		20,866	3,651
20,448		12,258	8,190
19,147		11,331	7,816
14,783		9,748	5,035
25,070		17,596	7,474
20,579		12,405	8,174
21,348		12,304	9,044
21,801		17,339	4,462
2,854		2,466	388
27,067		26,239	828

Form 990PF Part IV - Capital Gains and Losses for Tax on Investment Income - Columns i - l

Complete only for assets showing gain in column (h) and owned by the foundation on 12/31/69			(l) Gains (Col (h) gain minus col (k), but not less than -0-) or Losses (from col (h))
(i) F M V as of 12/31/69	(j) Adjusted basis as of 12/31/69	(k) Excess of col (i) over col (j), if any	
			3,651
			8,190
			7,816
			5,035
			7,474
			8,174
			9,044
			4,462
			388
			828

Form 990PF Part IV - Capital Gains and Losses for Tax on Investment Income - Columns a - d

(a) List and describe the kind(s) of property sold (e g , real estate, 2-story brick warehouse, or common stock, 200 shs MLC Co)	(b) How acquired P—Purchase D—Donation	(c) Date acquired (mo , day, yr)	(d) Date sold (mo , day, yr)
TIME INC - 27 125 SHS	P	2013-07-11	2014-08-07
BLACKROCK FLOATING RATE INCOME DTD 10/1/2012 - 9569 387 SHS	P	2013-02-06	2014-08-22
EXXON MOBIL CORPORATION - 277 0 SHS	P	2013-01-01	2014-09-08
FIFTH THIRD BANK - 1480 0 SHS	P	2013-01-01	2014-09-08
HOLLYFRONTIERCORP - 656 0 SHS	P	2013-01-01	2014-09-08
HONEYWELL INTERNATIONAL INC - 163 0 SHS	P	2013-07-11	2014-09-08
ELI LILLY & CO - 11 0 SHS	P	2013-06-07	2014-09-08
WADDELL & REED FINANCIAL A - 564 0 SHS	P	2013-06-07	2014-09-08
PIMCO ALL ASSETS AUTH -IS - 10060 362 SHS	P	2012-12-26	2014-10-08
ALTRIA GROUPING - 779 0 SHS	P	2013-08-08	2014-10-10

Form 990PF Part IV - Capital Gains and Losses for Tax on Investment Income - Columns e - h

(e) Gross sales price	(f) Depreciation allowed (or allowable)	(g) Cost or other basis plus expense of sale	(h) Gain or (loss) (e) plus (f) minus (g)
641		552	89
100,096		99,904	192
27,037		24,696	2,341
29,945		23,937	6,008
32,692		28,836	3,856
15,503		13,474	2,029
714		577	137
31,897		26,324	5,573
100,000		115,795	-15,795
36,749		27,794	8,955

Form 990PF Part IV - Capital Gains and Losses for Tax on Investment Income - Columns i - l

Complete only for assets showing gain in column (h) and owned by the foundation on 12/31/69			(l) Gains (Col (h) gain minus col (k), but not less than -0-) or Losses (from col (h))
(i) F M V as of 12/31/69	(j) Adjusted basis as of 12/31/69	(k) Excess of col (i) over col (j), if any	
			89
			192
			2,341
			6,008
			3,856
			2,029
			137
			5,573
			-15,795
			8,955

Form 990PF Part IV - Capital Gains and Losses for Tax on Investment Income - Columns a - d

(a) List and describe the kind(s) of property sold (e g , real estate, 2-story brick warehouse, or common stock, 200 shs MLC Co)	(b) How acquired P—Purchase D—Donation	(c) Date acquired (mo , day, yr)	(d) Date sold (mo , day, yr)
CDK GLOBAL INC - 88 3333 SHS	P	2013-06-07	2014-10-10
HOME DEPOT INC - 222 0 SHS	P	2013-09-09	2014-10-10
MEDTRONIC INC - 248 0 SHS	P	2013-08-08	2014-10-10
BORG WARNER AUTOMOTIVE - 562 0 SHS	P	2013-01-01	2014-11-07
DISCOVER FINANCIAL SERVICES - 595 0 SHS	P	2013-01-01	2014-11-07
NORTHROPCORP - 350 0 SHS	P	2013-01-01	2014-11-07
BAKER HUGHES INC - 602 0 SHS	P	2013-01-01	2014-12-05
GREAT PLAINS ENERGY INC - 1342 0 SHS	P	2013-01-01	2014-12-05
HOME DEPOT INC - 15 0 SHS	P	2013-12-02	2014-12-05
RAYTHEON COMPANY - 187 0 SHS	P	2013-01-10	2014-12-05

Form 990PF Part IV - Capital Gains and Losses for Tax on Investment Income - Columns e - h

(e) Gross sales price	(f) Depreciation allowed (or allowable)	(g) Cost or other basis plus expense of sale	(h) Gain or (loss) (e) plus (f) minus (g)
2,293		2,270	23
20,712		16,333	4,379
16,049		13,846	2,203
32,306		26,916	5,390
39,242		24,072	15,170
47,614		23,397	24,217
34,197		30,036	4,161
35,343		31,757	3,586
1,489		1,199	290
20,113		10,917	9,196

Form 990PF Part IV - Capital Gains and Losses for Tax on Investment Income - Columns i - l

Complete only for assets showing gain in column (h) and owned by the foundation on 12/31/69			(l) Gains (Col (h) gain minus col (k), but not less than -0-) or Losses (from col (h))
(i) F M V as of 12/31/69	(j) Adjusted basis as of 12/31/69	(k) Excess of col (i) over col (j), if any	
			23
			4,379
			2,203
			5,390
			15,170
			24,217
			4,161
			3,586
			290
			9,196

Form 990PF Part IV - Capital Gains and Losses for Tax on Investment Income - Columns a - d

(a) List and describe the kind(s) of property sold (e g , real estate, 2-story brick warehouse, or common stock, 200 shs MLC Co)	(b) How acquired P—Purchase D—Donation	(c) Date acquired (mo , day, yr)	(d) Date sold (mo , day, yr)
RAYTHEON COMPANY - 123 0 SHS	P	2013-01-01	2014-12-05
SKYWORKS SOLUTIONS INC - 348 0 SHS	P	2013-01-01	2014-12-05
SOUTHWEST AIRLINES - 514 0 SHS	P	2013-01-01	2014-12-05
PIMCO ALL ASSETS AUTH -IS - 41757 256 SHS	P	2013-01-01	2014-12-17
US TREASURY N/B DTD 5/31/2009 2 25% 5/31/2014 - 50000 0 SHS	P	2013-02-08	2014-06-02
FHLB DTD 6/22/2007 5 5% 8/13/2014 - 80000 0 SHS	P	2013-02-08	2003-08-01
SPDR GOLD TRUST - 0 0 SHS	P	2013-01-09	2014-12-31
AT&T INC - 20 SHS	P	2013-11-14	2014-10-16
ADOBE SYS INC COM - 120 SHS	P	2013-03-22	2014-03-20
ADOBE SYS INC COM - 100 SHS	P	2014-04-15	2014-10-14

Form 990PF Part IV - Capital Gains and Losses for Tax on Investment Income - Columns e - h

(e) Gross sales price	(f) Depreciation allowed (or allowable)	(g) Cost or other basis plus expense of sale	(h) Gain or (loss) (e) plus (f) minus (g)
13,208		8,286	4,922
24,614		7,762	16,852
21,473		7,294	14,179
390,013		465,183	-75,170
50,000		50,901	-901
80,000		83,742	-3,742
73		96	-23
671		705	-34
8,245		5,156	3,089
6,091		6,093	-2

Form 990PF Part IV - Capital Gains and Losses for Tax on Investment Income - Columns i - l

Complete only for assets showing gain in column (h) and owned by the foundation on 12/31/69			(l) Gains (Col (h) gain minus col (k), but not less than -0-) or Losses (from col (h))
(i) F M V as of 12/31/69	(j) Adjusted basis as of 12/31/69	(k) Excess of col (i) over col (j), if any	
			4,922
			16,852
			14,179
			-75,170
			-901
			-3,742
			-23
			-34
			3,089
			-2

Form 990PF Part IV - Capital Gains and Losses for Tax on Investment Income - Columns a - d

(a) List and describe the kind(s) of property sold (e g , real estate, 2-story brick warehouse, or common stock, 200 shs MLC Co)	(b) How acquired P—Purchase D—Donation	(c) Date acquired (mo , day, yr)	(d) Date sold (mo , day, yr)
ADOBE SYS INC COM - 50 SHS	P	2013-11-14	2014-10-14
ADOBE SYS INC COM - 50 SHS	P	2014-04-15	2014-10-16
ALCATEL SPONSORED ADRS - 780 SHS	P	2013-10-01	2014-02-06
ALCATEL SPONSORED ADRS - 1260 SHS	P	2013-10-14	2014-02-06
ALCATEL SPONSORED ADRS - 490 SHS	P	2013-10-14	2014-05-16
ALCATEL SPONSORED ADRS - 1460 SHS	P	2013-10-02	2014-05-16
ALCATEL SPONSORED ADRS - 2040 SHS	P	2013-10-02	2014-05-22
ALCATEL SPONSORED ADRS - 1980 SHS	P	2013-10-02	2014-06-03
ALCATEL SPONSORED ADRS - 560 SHS	P	2013-11-14	2014-06-03
ALLERGAN INC COM - 148 SHS	P	2013-12-23	2014-06-04

Form 990PF Part IV - Capital Gains and Losses for Tax on Investment Income - Columns e - h

(e) Gross sales price	(f) Depreciation allowed (or allowable)	(g) Cost or other basis plus expense of sale	(h) Gain or (loss) (e) plus (f) minus (g)
3,046		2,883	163
3,138		3,047	91
3,388		2,916	472
5,474		4,828	646
1,860		1,877	-17
5,543		5,714	-171
7,671		7,984	-313
7,500		7,749	-249
2,121		2,312	-191
24,471		15,995	8,476

Form 990PF Part IV - Capital Gains and Losses for Tax on Investment Income - Columns i - l

Complete only for assets showing gain in column (h) and owned by the foundation on 12/31/69			(l) Gains (Col (h) gain minus col (k), but not less than -0-) or Losses (from col (h))
(i) F M V as of 12/31/69	(j) Adjusted basis as of 12/31/69	(k) Excess of col (i) over col (j), if any	
			163
			91
			472
			646
			-17
			-171
			-313
			-249
			-191
			8,476

Form 990PF Part IV - Capital Gains and Losses for Tax on Investment Income - Columns a - d

(a) List and describe the kind(s) of property sold (e g , real estate, 2-story brick warehouse, or common stock, 200 shs MLC Co)	(b) How acquired P—Purchase D—Donation	(c) Date acquired (mo , day, yr)	(d) Date sold (mo , day, yr)
ALLERGAN INC COM - 150 SHS	P	2013-12-20	2014-06-04
AMGEN INC - 99 SHS	P	2013-09-16	2014-01-24
AMGEN INC - 24 SHS	P	2013-11-14	2014-01-24
AMGEN INC - 103 SHS	P	2013-09-16	2014-02-04
APPLE COMPUTER INC COM - 70 SHS	P	2013-11-14	2014-09-02
APPLE COMPUTER INC COM - 27 SHS	P	2013-10-24	2014-09-02
APPLE COMPUTER INC COM - 120 SHS	P	2013-10-24	2014-09-04
BNY MELLON INCOME STK FD CL M - 2665 31 SHS	P	2013-11-14	2014-10-08
BNY MELLON INCOME STK FD CL M - 49 61 SHS	P	2014-02-28	2014-10-08
BNY MELLON INCOME STK FD CL M - 9 05 SHS	P	2013-10-31	2014-10-08

Form 990PF Part IV - Capital Gains and Losses for Tax on Investment Income - Columns e - h

(e) Gross sales price	(f) Depreciation allowed (or allowable)	(g) Cost or other basis plus expense of sale	(h) Gain or (loss) (e) plus (f) minus (g)
24,801		16,213	8,588
11,862		11,566	296
2,876		2,741	135
11,950		12,034	-84
7,231		5,248	1,983
2,789		2,048	741
11,864		9,101	2,763
25,774		24,548	1,226
480		454	26
88		82	6

Form 990PF Part IV - Capital Gains and Losses for Tax on Investment Income - Columns i - l

Complete only for assets showing gain in column (h) and owned by the foundation on 12/31/69			(l) Gains (Col (h) gain minus col (k), but not less than -0-) or Losses (from col (h))
(i) F M V as of 12/31/69	(j) Adjusted basis as of 12/31/69	(k) Excess of col (i) over col (j), if any	
			8,588
			296
			135
			-84
			1,983
			741
			2,763
			1,226
			26
			6

Form 990PF Part IV - Capital Gains and Losses for Tax on Investment Income - Columns a - d

(a) List and describe the kind(s) of property sold (e g , real estate, 2-story brick warehouse, or common stock, 200 shs MLC Co)	(b) How acquired P—Purchase D—Donation	(c) Date acquired (mo , day, yr)	(d) Date sold (mo , day, yr)
BNY MELLON INCOME STK FD CL M - 835 68 SHS	P	2013-12-09	2014-10-08
BNY MELLON INCOME STK FD CL M - 7 73 SHS	P	2014-01-31	2014-10-08
BNY MELLON INCOME STK FD CL M - 52 07 SHS	P	2013-11-29	2014-10-08
BNY MELLON FOCUSED EQUITY OPP-M - 965 95 SHS	P	2013-11-14	2014-10-08
BNY MELLON FOCUSED EQUITY OPP-M - 1028 35 SHS	P	2013-12-11	2014-10-08
BNY MELLON MID CAP STK FD CL M - 2287 33 SHS	P	2013-12-16	2014-10-08
BNY MELLON MID CAP STK FD CL M - 2739 48 SHS	P	2013-11-14	2014-10-08
BNY MELLON EMERGING MKTS FD CL M SHS - 359 32 SHS	P	2013-12-18	2014-02-03
BEAM INC - 100 SHS	P	2013-04-04	2014-02-05
BEAM INC - 90 SHS	P	2013-04-04	2014-03-07

Form 990PF Part IV - Capital Gains and Losses for Tax on Investment Income - Columns e - h

(e) Gross sales price	(f) Depreciation allowed (or allowable)	(g) Cost or other basis plus expense of sale	(h) Gain or (loss) (e) plus (f) minus (g)
8,081		7,471	610
75		68	7
504		480	24
16,952		16,441	511
18,048		16,094	1,954
34,127		32,023	2,104
40,873		40,270	603
3,234		3,550	-316
8,307		6,150	2,157
7,480		5,535	1,945

Form 990PF Part IV - Capital Gains and Losses for Tax on Investment Income - Columns i - l

Complete only for assets showing gain in column (h) and owned by the foundation on 12/31/69			(l) Gains (Col (h) gain minus col (k), but not less than -0-) or Losses (from col (h))
(i) F M V as of 12/31/69	(j) Adjusted basis as of 12/31/69	(k) Excess of col (i) over col (j), if any	
			610
			7
			24
			511
			1,954
			2,104
			603
			-316
			2,157
			1,945

Form 990PF Part IV - Capital Gains and Losses for Tax on Investment Income - Columns a - d

(a) List and describe the kind(s) of property sold (e g , real estate, 2-story brick warehouse, or common stock, 200 shs MLC Co)	(b) How acquired P—Purchase D—Donation	(c) Date acquired (mo , day, yr)	(d) Date sold (mo , day, yr)
BEAM INC - 40 SHS	P	2013-11-14	2014-04-14
BEAM INC - 110 SHS	P	2013-06-04	2014-04-14
BRISTOL MYERS SQUIBB CO COM - 210 SHS	P	2013-05-24	2014-02-04
BRISTOL MYERS SQUIBB CO COM - 50 SHS	P	2013-11-14	2014-06-19
CABOT OIL & GAS CORP - 360 SHS	P	2014-03-07	2014-06-13
CABOT OIL & GAS CORP - 20 SHS	P	2013-12-16	2014-06-13
CABOT OIL & GAS CORP - 460 SHS	P	2013-12-16	2014-06-16
CABOT OIL & GAS CORP - 420 SHS	P	2013-12-12	2014-06-16
CHEVRONTEXACO CORP - 151 SHS	P	2014-04-30	2014-11-20
COCA-COLA CO USD - 250 SHS	P	2013-03-01	2014-01-13

Form 990PF Part IV - Capital Gains and Losses for Tax on Investment Income - Columns e - h

(e) Gross sales price	(f) Depreciation allowed (or allowable)	(g) Cost or other basis plus expense of sale	(h) Gain or (loss) (e) plus (f) minus (g)
3,330		2,722	608
9,157		7,180	1,977
10,281		9,896	385
2,388		2,621	-233
12,453		12,705	-252
692		715	-23
15,932		16,444	-512
14,547		15,293	-746
17,604		18,975	-1,371
9,904		9,640	264

Form 990PF Part IV - Capital Gains and Losses for Tax on Investment Income - Columns i - l

Complete only for assets showing gain in column (h) and owned by the foundation on 12/31/69			(l) Gains (Col (h) gain minus col (k), but not less than -0-) or Losses (from col (h))
(i) F M V as of 12/31/69	(j) Adjusted basis as of 12/31/69	(k) Excess of col (i) over col (j), if any	
			608
			1,977
			385
			-233
			-252
			-23
			-512
			-746
			-1,371
			264

Form 990PF Part IV - Capital Gains and Losses for Tax on Investment Income - Columns a - d

(a) List and describe the kind(s) of property sold (e g , real estate, 2-story brick warehouse, or common stock, 200 shs MLC Co)	(b) How acquired P—Purchase D—Donation	(c) Date acquired (mo , day, yr)	(d) Date sold (mo , day, yr)
COCA-COLA CO USD - 40 SHS	P	2013-11-14	2014-01-13
COCA-COLA CO USD - 150 SHS	P	2013-03-08	2014-01-13
COCA-COLA CO USD - 190 SHS	P	2013-01-31	2014-01-13
COMCAST CORP NEWCL A - 160 SHS	P	2013-10-14	2014-03-21
COMCAST CORP NEWCL A - 40 SHS	P	2013-10-14	2014-08-13
COMCAST CORP NEWCL A - 60 SHS	P	2013-12-16	2014-08-13
COMCAST CORP NEWCL A - 50 SHS	P	2013-11-14	2014-08-13
CORNING INC COM - 440 SHS	P	2014-01-21	2014-04-08
CORNING INC COM - 410 SHS	P	2014-01-17	2014-04-15
CORNING INC COM - 50 SHS	P	2014-01-21	2014-04-15

Form 990PF Part IV - Capital Gains and Losses for Tax on Investment Income - Columns e - h

(e) Gross sales price	(f) Depreciation allowed (or allowable)	(g) Cost or other basis plus expense of sale	(h) Gain or (loss) (e) plus (f) minus (g)
1,585		1,611	-26
5,942		5,872	70
7,527		7,090	437
8,013		7,419	594
2,164		1,855	309
3,246		2,971	275
2,705		2,376	329
9,266		8,244	1,022
8,370		7,708	662
1,021		937	84

Form 990PF Part IV - Capital Gains and Losses for Tax on Investment Income - Columns i - l

Complete only for assets showing gain in column (h) and owned by the foundation on 12/31/69			(l) Gains (Col (h) gain minus col (k), but not less than -0-) or Losses (from col (h))
(i) F M V as of 12/31/69	(j) Adjusted basis as of 12/31/69	(k) Excess of col (i) over col (j), if any	
			-26
			70
			437
			594
			309
			275
			329
			1,022
			662
			84

Form 990PF Part IV - Capital Gains and Losses for Tax on Investment Income - Columns a - d

(a) List and describe the kind(s) of property sold (e g , real estate, 2-story brick warehouse, or common stock, 200 shs MLC Co)	(b) How acquired P—Purchase D—Donation	(c) Date acquired (mo , day, yr)	(d) Date sold (mo , day, yr)
CORNING INC COM - 800 SHS	P	2014-01-17	2014-07-18
COSTCO WHSL CORP NEW - 4 SHS	P	2013-11-14	2014-06-18
COSTCO WHSL CORP NEW - 65 SHS	P	2014-03-07	2014-06-18
DFAEMERG MKTS CORE EQUITY - 5354 8 SHS	P	2013-11-14	2014-02-03
DFAEMERG MKTS CORE EQUITY - 106 01 SHS	P	2013-12-11	2014-02-03
DFAEMERG MKTS CORE EQUITY - 61 9 SHS	P	2013-09-10	2014-02-03
DFAEMERG MKTS CORE EQUITY - 70 13 SHS	P	2013-06-10	2014-02-03
DFAEMERG MKTS CORE EQUITY - 52 95 SHS	P	2014-06-09	2014-10-23
DFAEMERG MKTS CORE EQUITY - 91 09 SHS	P	2014-09-09	2014-10-23
DFAEMERG MKTS CORE EQUITY - 1346 23 SHS	P	2013-11-14	2014-10-23

Form 990PF Part IV - Capital Gains and Losses for Tax on Investment Income - Columns e - h

(e) Gross sales price	(f) Depreciation allowed (or allowable)	(g) Cost or other basis plus expense of sale	(h) Gain or (loss) (e) plus (f) minus (g)
17,323		15,041	2,282
461		495	-34
7,498		7,402	96
95,744		103,883	-8,139
1,895		2,041	-146
1,107		1,189	-82
1,254		1,347	-93
1,035		1,097	-62
1,781		1,947	-166
26,319		26,117	202

Form 990PF Part IV - Capital Gains and Losses for Tax on Investment Income - Columns i - l

Complete only for assets showing gain in column (h) and owned by the foundation on 12/31/69			(l) Gains (Col (h) gain minus col (k), but not less than -0-) or Losses (from col (h))
(i) F M V as of 12/31/69	(j) Adjusted basis as of 12/31/69	(k) Excess of col (i) over col (j), if any	
			2,282
			-34
			96
			-8,139
			-146
			-82
			-93
			-62
			-166
			202

Form 990PF Part IV - Capital Gains and Losses for Tax on Investment Income - Columns a - d

(a) List and describe the kind(s) of property sold (e g , real estate, 2-story brick warehouse, or common stock, 200 shs MLC Co)	(b) How acquired P—Purchase D—Donation	(c) Date acquired (mo , day, yr)	(d) Date sold (mo , day, yr)
DEVON ENERGY CORPORATION NEW - 170 SHS	P	2014-06-13	2014-12-10
DEVON ENERGY CORPORATION NEW - 115 SHS	P	2014-06-16	2014-12-10
DEVON ENERGY CORPORATION NEW - 285 SHS	P	2014-06-16	2014-12-11
DISNEY (WALT) COMPANY HOLDING CO - 30 SHS	P	2013-11-14	2014-08-13
DREYFUS EMG MKT DEBT LOG C-L - 51 16 SHS	P	2013-10-01	2014-02-03
DREYFUS EMG MKT DEBT LOG C-L - 90 67 SHS	P	2013-07-01	2014-02-03
DREYFUS EMG MKT DEBT LOG C-L - 40 53 SHS	P	2013-12-30	2014-02-03
DREYFUS EMG MKT DEBT LOG C-L - 87 72 SHS	P	2013-04-01	2014-02-03
EXPRESS SCRIPTS HLDG CO - 30 SHS	P	2013-11-14	2014-04-08
FACEBOOK INC - 30 SHS	P	2013-11-14	2014-10-29

Form 990PF Part IV - Capital Gains and Losses for Tax on Investment Income - Columns e - h

(e) Gross sales price	(f) Depreciation allowed (or allowable)	(g) Cost or other basis plus expense of sale	(h) Gain or (loss) (e) plus (f) minus (g)
9,257		13,259	-4,002
6,262		8,978	-2,716
15,527		22,249	-6,722
2,627		2,081	546
668		720	-52
1,183		1,259	-76
529		563	-34
1,145		1,328	-183
2,184		1,985	199
2,276		1,473	803

Form 990PF Part IV - Capital Gains and Losses for Tax on Investment Income - Columns i - l

Complete only for assets showing gain in column (h) and owned by the foundation on 12/31/69			(l) Gains (Col (h) gain minus col (k), but not less than -0-) or Losses (from col (h))
(i) F M V as of 12/31/69	(j) Adjusted basis as of 12/31/69	(k) Excess of col (i) over col (j), if any	
			-4,002
			-2,716
			-6,722
			546
			-52
			-76
			-34
			-183
			199
			803

Form 990PF Part IV - Capital Gains and Losses for Tax on Investment Income - Columns a - d

(a) List and describe the kind(s) of property sold (e g , real estate, 2-story brick warehouse, or common stock, 200 shs MLC Co)	(b) How acquired P—Purchase D—Donation	(c) Date acquired (mo , day, yr)	(d) Date sold (mo , day, yr)
FACEBOOK INC - 170 SHS	P	2014-04-08	2014-10-29
FACEBOOK INC - 10 SHS	P	2014-05-02	2014-10-29
FAMILY DLR STORES INC - 20 SHS	P	2013-11-14	2014-04-24
FNFV GROUP - 0 63 SHS	P	2013-12-09	2014-07-18
FNFV GROUP - 26 SHS	P	2013-12-09	2014-09-16
FNFV GROUP - 30 SHS	P	2013-12-09	2014-09-17
FNFV GROUP - 1 SHS	P	2013-12-09	2014-09-18
FNFV GROUP - 89 03 SHS	P	2013-12-09	2014-09-19
FNFV GROUP - 249 98 SHS	P	2013-12-10	2014-09-19
FREEPORT-WICMORAN COPPER & GOLD INC C - 30 SHS	P	2013-11-14	2014-10-07

Form 990PF Part IV - Capital Gains and Losses for Tax on Investment Income - Columns e - h

(e) Gross sales price	(f) Depreciation allowed (or allowable)	(g) Cost or other basis plus expense of sale	(h) Gain or (loss) (e) plus (f) minus (g)
12,898		9,922	2,976
759		609	150
1,144		1,393	-249
10		9	1
389		392	-3
449		452	-3
15		15	0
1,265		1,342	-77
3,552		3,869	-317
959		1,088	-129

Form 990PF Part IV - Capital Gains and Losses for Tax on Investment Income - Columns i - l

Complete only for assets showing gain in column (h) and owned by the foundation on 12/31/69			(l) Gains (Col (h) gain minus col (k), but not less than -0-) or Losses (from col (h))
(i) F M V as of 12/31/69	(j) Adjusted basis as of 12/31/69	(k) Excess of col (i) over col (j), if any	
			2,976
			150
			-249
			1
			-3
			-3
			0
			-77
			-317
			-129

Form 990PF Part IV - Capital Gains and Losses for Tax on Investment Income - Columns a - d

(a) List and describe the kind(s) of property sold (e g , real estate, 2-story brick warehouse, or common stock, 200 shs MLC Co)	(b) How acquired P—Purchase D—Donation	(c) Date acquired (mo , day, yr)	(d) Date sold (mo , day, yr)
GENERAL ELECTRIC CO - 100 SHS	P	2013-11-14	2014-08-15
GILEAD SCIENCES INC - 30 SHS	P	2013-11-14	2014-04-08
GOOGLE INC - 5 SHS	P	2013-04-19	2014-01-07
GOOGLE INC - 7 SHS	P	2013-04-17	2014-01-07
GOOGLE INC - 9 SHS	P	2013-04-19	2014-01-13
GOOGLE INC - 8 SHS	P	2013-04-19	2014-01-21
GOOGLE INC - 13 SHS	P	2013-04-19	2014-01-27
GOOGLE INC - 14 SHS	P	2014-06-16	2014-12-16
GOOGLE INC - 29 SHS	P	2014-06-23	2014-12-16
GOOGLE INC - 4 SHS	P	2014-07-16	2014-12-16

Form 990PF Part IV - Capital Gains and Losses for Tax on Investment Income - Columns e - h

(e) Gross sales price	(f) Depreciation allowed (or allowable)	(g) Cost or other basis plus expense of sale	(h) Gain or (loss) (e) plus (f) minus (g)
2,558		2,708	-150
2,100		2,067	33
5,677		3,937	1,740
7,948		5,458	2,490
10,301		7,086	3,215
9,242		6,299	2,943
14,336		10,235	4,101
6,996		7,725	-729
14,491		16,582	-2,091
1,999		2,376	-377

Form 990PF Part IV - Capital Gains and Losses for Tax on Investment Income - Columns i - l

Complete only for assets showing gain in column (h) and owned by the foundation on 12/31/69			(l) Gains (Col (h) gain minus col (k), but not less than -0-) or Losses (from col (h))
(i) F M V as of 12/31/69	(j) Adjusted basis as of 12/31/69	(k) Excess of col (i) over col (j), if any	
			-150
			33
			1,740
			2,490
			3,215
			2,943
			4,101
			-729
			-2,091
			-377

Form 990PF Part IV - Capital Gains and Losses for Tax on Investment Income - Columns a - d

(a) List and describe the kind(s) of property sold (e g , real estate, 2-story brick warehouse, or common stock, 200 shs MLC Co)	(b) How acquired P—Purchase D—Donation	(c) Date acquired (mo , day, yr)	(d) Date sold (mo , day, yr)
GOOGLE INC - 9 SHS	P	2013-04-19	2014-04-10
GOOGLE INC - 5 SHS	P	2013-04-25	2014-04-10
HCA HOLDINGS INC - 110 SHS	P	2014-05-21	2014-09-03
HALLIBURTON COMPANY COM - 40 SHS	P	2013-03-08	2014-03-07
HALLIBURTON COMPANY COM - 180 SHS	P	2013-03-22	2014-03-07
HALLIBURTON COMPANY COM - 150 SHS	P	2014-02-04	2014-04-30
HALLIBURTON COMPANY COM - 50 SHS	P	2014-01-13	2014-04-30
HARLEY DAVIDSON INC - 80 SHS	P	2013-08-19	2014-08-13
JOHNSON & JOHNSON COM - 60 SHS	P	2014-04-11	2014-09-03
JOHNSON & JOHNSON COM - 30 SHS	P	2014-04-11	2014-10-24

Form 990PF Part IV - Capital Gains and Losses for Tax on Investment Income - Columns e - h

(e) Gross sales price	(f) Depreciation allowed (or allowable)	(g) Cost or other basis plus expense of sale	(h) Gain or (loss) (e) plus (f) minus (g)
4,876		3,548	1,328
2,709		2,035	674
7,653		5,783	1,870
2,242		1,680	562
10,091		7,149	2,942
9,456		7,392	2,064
3,152		2,505	647
4,976		4,664	312
6,223		5,815	408
3,085		2,908	177

Form 990PF Part IV - Capital Gains and Losses for Tax on Investment Income - Columns i - l

Complete only for assets showing gain in column (h) and owned by the foundation on 12/31/69			(l) Gains (Col (h) gain minus col (k), but not less than -0-) or Losses (from col (h))
(i) F M V as of 12/31/69	(j) Adjusted basis as of 12/31/69	(k) Excess of col (i) over col (j), if any	
			1,328
			674
			1,870
			562
			2,942
			2,064
			647
			312
			408
			177

Form 990PF Part IV - Capital Gains and Losses for Tax on Investment Income - Columns a - d

(a) List and describe the kind(s) of property sold (e g , real estate, 2-story brick warehouse, or common stock, 200 shs MLC Co)	(b) How acquired P—Purchase D—Donation	(c) Date acquired (mo , day, yr)	(d) Date sold (mo , day, yr)
JOHNSON & JOHNSON COM - 310 SHS	P	2014-04-08	2014-10-24
KLATENCORCORP - 30 SHS	P	2013-10-17	2014-01-07
KLATENCORCORP - 230 SHS	P	2013-10-18	2014-01-07
KLATENCORCORP - 20 SHS	P	2013-11-14	2014-01-07
KNOWLES CORP - 40 SHS	P	2013-03-08	2014-03-05
KNOWLES CORP - 10 SHS	P	2013-11-14	2014-03-05
LAS VEGAS SANDS CORP - 100 SHS	P	2013-03-01	2014-01-14
MARATHON OIL CORP - 230 SHS	P	2013-03-01	2014-01-14
MARATHON OIL CORP - 50 SHS	P	2013-11-14	2014-03-24
MARATHON OIL CORP - 210 SHS	P	2013-12-09	2014-03-24

Form 990PF Part IV - Capital Gains and Losses for Tax on Investment Income - Columns e - h

(e) Gross sales price	(f) Depreciation allowed (or allowable)	(g) Cost or other basis plus expense of sale	(h) Gain or (loss) (e) plus (f) minus (g)
31,876		30,512	1,364
1,870		1,914	-44
14,335		14,859	-524
1,246		1,266	-20
1,217		993	224
304		314	-10
7,928		5,132	2,796
7,890		7,631	259
1,712		1,809	-97
7,190		7,655	-465

Form 990PF Part IV - Capital Gains and Losses for Tax on Investment Income - Columns i - l

Complete only for assets showing gain in column (h) and owned by the foundation on 12/31/69			(l) Gains (Col (h) gain minus col (k), but not less than -0-) or Losses (from col (h))
(i) F M V as of 12/31/69	(j) Adjusted basis as of 12/31/69	(k) Excess of col (i) over col (j), if any	
			1,364
			-44
			-524
			-20
			224
			-10
			2,796
			259
			-97
			-465

Form 990PF Part IV - Capital Gains and Losses for Tax on Investment Income - Columns a - d

(a) List and describe the kind(s) of property sold (e g , real estate, 2-story brick warehouse, or common stock, 200 shs MLC Co)	(b) How acquired P—Purchase D—Donation	(c) Date acquired (mo , day, yr)	(d) Date sold (mo , day, yr)
MEAD JOHNSON NUTRITION CO-A - 70 SHS	P	2014-06-18	2014-12-15
MERCK & CO INC - 280 SHS	P	2014-01-24	2014-04-08
METLIFE INC - 190 SHS	P	2013-03-01	2014-01-21
METLIFE INC - 110 SHS	P	2013-03-01	2014-01-22
METLIFE INC - 60 SHS	P	2013-11-14	2014-06-09
MICRON TECHNOLOGY - 110 SHS	P	2014-01-27	2014-09-02
MICRON TECHNOLOGY - 340 SHS	P	2014-04-10	2014-09-02
MICRON TECHNOLOGY - 300 SHS	P	2014-03-27	2014-09-02
MICRON TECHNOLOGY - 540 SHS	P	2014-01-27	2014-09-15
MICRON TECHNOLOGY - 90 SHS	P	2014-01-30	2014-10-06

Form 990PF Part IV - Capital Gains and Losses for Tax on Investment Income - Columns e - h

(e) Gross sales price	(f) Depreciation allowed (or allowable)	(g) Cost or other basis plus expense of sale	(h) Gain or (loss) (e) plus (f) minus (g)
6,720		6,419	301
15,402		14,554	848
10,003		6,703	3,300
5,775		3,881	1,894
3,283		3,039	244
3,467		2,529	938
10,716		7,424	3,292
9,456		6,672	2,784
16,276		12,415	3,861
2,901		2,115	786

Form 990PF Part IV - Capital Gains and Losses for Tax on Investment Income - Columns i - l

Complete only for assets showing gain in column (h) and owned by the foundation on 12/31/69			(l) Gains (Col (h) gain minus col (k), but not less than -0-) or Losses (from col (h))
(i) F M V as of 12/31/69	(j) Adjusted basis as of 12/31/69	(k) Excess of col (i) over col (j), if any	
			301
			848
			3,300
			1,894
			244
			938
			3,292
			2,784
			3,861
			786

Form 990PF Part IV - Capital Gains and Losses for Tax on Investment Income - Columns a - d

(a) List and describe the kind(s) of property sold (e g , real estate, 2-story brick warehouse, or common stock, 200 shs MLC Co)	(b) How acquired P—Purchase D—Donation	(c) Date acquired (mo , day, yr)	(d) Date sold (mo , day, yr)
MICRON TECHNOLOGY - 270 SHS	P	2014-01-30	2014-10-06
MICRON TECHNOLOGY - 310 SHS	P	2014-01-27	2014-10-06
MICRON TECHNOLOGY - 390 SHS	P	2014-02-06	2014-10-06
MONSTER BEVERAGE CORP - 89 SHS	P	2014-02-05	2014-11-24
NATIONAL-OILWELL INC - 10 SHS	P	2013-11-14	2014-06-18
NATIONAL-OILWELL INC - 160 SHS	P	2013-09-16	2014-06-18
NATIONAL-OILWELL INC - 30 SHS	P	2013-11-14	2014-08-13
NOW INC/DE - 40 SHS	P	2013-09-16	2014-06-11
NOW INC/DE - 10 SHS	P	2013-11-14	2014-06-11
OCWENFINLCORP - 200 SHS	P	2014-02-21	2014-08-05

Form 990PF Part IV - Capital Gains and Losses for Tax on Investment Income - Columns e - h

(e) Gross sales price	(f) Depreciation allowed (or allowable)	(g) Cost or other basis plus expense of sale	(h) Gain or (loss) (e) plus (f) minus (g)
8,704		6,385	2,319
9,994		7,127	2,867
12,573		9,589	2,984
9,682		5,968	3,714
777		738	39
12,425		11,372	1,053
2,467		2,213	254
1,350		1,237	113
337		321	16
5,305		7,183	-1,878

Form 990PF Part IV - Capital Gains and Losses for Tax on Investment Income - Columns i - l

Complete only for assets showing gain in column (h) and owned by the foundation on 12/31/69			(l) Gains (Col (h) gain minus col (k), but not less than -0-) or Losses (from col (h))
(i) F M V as of 12/31/69	(j) Adjusted basis as of 12/31/69	(k) Excess of col (i) over col (j), if any	
			2,319
			2,867
			2,984
			3,714
			39
			1,053
			254
			113
			16
			-1,878

Form 990PF Part IV - Capital Gains and Losses for Tax on Investment Income - Columns a - d

(a) List and describe the kind(s) of property sold (e g , real estate, 2-story brick warehouse, or common stock, 200 shs MLC Co)	(b) How acquired P—Purchase D—Donation	(c) Date acquired (mo , day, yr)	(d) Date sold (mo , day, yr)
OCWENFINLCORP - 10 SHS	P	2014-02-24	2014-08-05
OCWENFINLCORP - 90 SHS	P	2014-02-24	2014-08-06
OCWENFINLCORP - 40 SHS	P	2013-11-14	2014-08-06
PVH CORP - 40 SHS	P	2014-04-24	2014-08-13
PVH CORP - 14 SHS	P	2014-04-25	2014-08-13
PEPSICO INC - 50 SHS	P	2014-05-30	2014-08-14
PEPSICO INC - 40 SHS	P	2013-11-14	2014-08-14
PFIZER INC COM - 220 SHS	P	2013-10-22	2014-04-11
PFIZER INC COM - 80 SHS	P	2013-11-05	2014-04-11
PFIZER INC COM - 170 SHS	P	2013-11-05	2014-06-04

Form 990PF Part IV - Capital Gains and Losses for Tax on Investment Income - Columns e - h

(e) Gross sales price	(f) Depreciation allowed (or allowable)	(g) Cost or other basis plus expense of sale	(h) Gain or (loss) (e) plus (f) minus (g)
265		390	-125
2,350		3,512	-1,162
1,044		2,062	-1,018
4,491		4,842	-351
1,572		1,711	-139
4,582		4,407	175
3,666		3,446	220
6,593		6,760	-167
2,397		2,493	-96
5,029		5,298	-269

Form 990PF Part IV - Capital Gains and Losses for Tax on Investment Income - Columns i - l

Complete only for assets showing gain in column (h) and owned by the foundation on 12/31/69			(l) Gains (Col (h) gain minus col (k), but not less than -0-) or Losses (from col (h))
(i) F M V as of 12/31/69	(j) Adjusted basis as of 12/31/69	(k) Excess of col (i) over col (j), if any	
			-125
			-1,162
			-1,018
			-351
			-139
			175
			220
			-167
			-96
			-269

Form 990PF Part IV - Capital Gains and Losses for Tax on Investment Income - Columns a - d

(a) List and describe the kind(s) of property sold (e g , real estate, 2-story brick warehouse, or common stock, 200 shs MLC Co)	(b) How acquired P—Purchase D—Donation	(c) Date acquired (mo , day, yr)	(d) Date sold (mo , day, yr)
PFIZER INC COM - 110 SHS	P	2013-11-14	2014-06-04
PROCTER & GAMBLE CO COM - 40 SHS	P	2013-11-14	2014-05-30
SALESFORCE COM INC - 46 SHS	P	2013-03-01	2014-01-27
SALESFORCE COM INC - 84 SHS	P	2013-01-31	2014-01-27
SCHLUMBERGER LIMITED COM - 9 SHS	P	2013-11-14	2014-04-30
SCHLUMBERGER LIMITED COM - 90 SHS	P	2013-12-09	2014-04-30
SEMPRA ENERGY - 90 SHS	P	2013-03-01	2014-02-04
SERVICENOW INC - 120 SHS	P	2013-08-09	2014-01-30
SERVICENOW INC - 120 SHS	P	2013-08-09	2014-03-20
SHIRE PHARMACEUTICALS GROUP - 54 SHS	P	2013-05-13	2014-01-14

Form 990PF Part IV - Capital Gains and Losses for Tax on Investment Income - Columns e - h

(e) Gross sales price	(f) Depreciation allowed (or allowable)	(g) Cost or other basis plus expense of sale	(h) Gain or (loss) (e) plus (f) minus (g)
3,254		3,513	-259
3,225		3,340	-115
2,641		2,036	605
4,822		3,622	1,200
914		837	77
9,135		7,926	1,209
8,199		6,982	1,217
7,872		5,127	2,745
8,027		5,127	2,900
7,870		5,055	2,815

Form 990PF Part IV - Capital Gains and Losses for Tax on Investment Income - Columns i - l

Complete only for assets showing gain in column (h) and owned by the foundation on 12/31/69			(l) Gains (Col (h) gain minus col (k), but not less than -0-) or Losses (from col (h))
(i) F M V as of 12/31/69	(j) Adjusted basis as of 12/31/69	(k) Excess of col (i) over col (j), if any	
			-259
			-115
			605
			1,200
			77
			1,209
			1,217
			2,745
			2,900
			2,815

Form 990PF Part IV - Capital Gains and Losses for Tax on Investment Income - Columns a - d

(a) List and describe the kind(s) of property sold (e g , real estate, 2-story brick warehouse, or common stock, 200 shs MLC Co)	(b) How acquired P—Purchase D—Donation	(c) Date acquired (mo , day, yr)	(d) Date sold (mo , day, yr)
SHIRE PHARMACEUTICALS GROUP - 18 SHS	P	2013-11-14	2014-05-21
SOUTHWESTERN ENERGY CO - 50 SHS	P	2013-08-23	2014-04-09
SOUTHWESTERN ENERGY CO - 70 SHS	P	2013-11-14	2014-04-09
SOUTHWESTERN ENERGY CO - 210 SHS	P	2013-08-23	2014-04-10
SOUTHWESTERN ENERGY CO - 150 SHS	P	2013-08-23	2014-06-25
SOUTHWESTERN ENERGY CO - 170 SHS	P	2014-12-10	2014-12-31
SOUTHWESTERN ENERGY CO - 140 SHS	P	2014-12-11	2014-12-31
SPLUNK INC - 30 SHS	P	2014-03-21	2014-04-30
SPLUNK INC - 80 SHS	P	2014-03-27	2014-04-30
SPLUNK INC - 60 SHS	P	2014-03-21	2014-05-01

Form 990PF Part IV - Capital Gains and Losses for Tax on Investment Income - Columns e - h

(e) Gross sales price	(f) Depreciation allowed (or allowable)	(g) Cost or other basis plus expense of sale	(h) Gain or (loss) (e) plus (f) minus (g)
3,061		2,463	598
2,314		1,906	408
3,240		2,514	726
9,776		8,004	1,772
6,852		5,717	1,135
4,713		4,945	-232
3,822		4,175	-353
1,636		2,557	-921
4,362		5,845	-1,483
3,383		5,113	-1,730

Form 990PF Part IV - Capital Gains and Losses for Tax on Investment Income - Columns i - l

Complete only for assets showing gain in column (h) and owned by the foundation on 12/31/69			(l) Gains (Col (h) gain minus col (k), but not less than -0-) or Losses (from col (h))
(i) F M V as of 12/31/69	(j) Adjusted basis as of 12/31/69	(k) Excess of col (i) over col (j), if any	
			598
			408
			726
			1,772
			1,135
			-232
			-353
			-921
			-1,483
			-1,730

Form 990PF Part IV - Capital Gains and Losses for Tax on Investment Income - Columns a - d

(a) List and describe the kind(s) of property sold (e g , real estate, 2-story brick warehouse, or common stock, 200 shs MLC Co)	(b) How acquired P—Purchase D—Donation	(c) Date acquired (mo , day, yr)	(d) Date sold (mo , day, yr)
SPLUNK INC - 180 SHS	P	2014-03-20	2014-05-01
DREYFUS US EQUITY FUND-Y - 151 88 SHS	P	2013-12-31	2014-10-08
TAIWAN SEMICONDUCTOR ADR - 290 SHS	P	2013-06-26	2014-04-16
TAIWAN SEMICONDUCTOR ADR - 100 SHS	P	2013-11-14	2014-04-16
TAIWAN SEMICONDUCTOR ADR - 390 SHS	P	2013-06-26	2014-04-23
TAIWAN SEMICONDUCTOR ADR - 180 SHS	P	2013-06-26	2014-05-02
TAIWAN SEMICONDUCTOR ADR - 690 SHS	P	2013-07-03	2014-05-02
TEVA PHARMACEUTICAL INDS ADR - 190 SHS	P	2013-03-01	2014-01-14
TEVA PHARMACEUTICAL INDS ADR - 110 SHS	P	2013-03-01	2014-01-24
TEVA PHARMACEUTICAL INDS ADR - 80 SHS	P	2013-01-31	2014-01-24

Form 990PF Part IV - Capital Gains and Losses for Tax on Investment Income - Columns e - h

(e) Gross sales price	(f) Depreciation allowed (or allowable)	(g) Cost or other basis plus expense of sale	(h) Gain or (loss) (e) plus (f) minus (g)
10,150		16,119	-5,969
3,045		3,026	19
5,828		5,124	704
2,010		1,762	248
7,925		6,891	1,034
3,536		3,181	355
13,553		12,528	1,025
7,871		7,109	762
4,740		4,116	624
3,447		3,045	402

Form 990PF Part IV - Capital Gains and Losses for Tax on Investment Income - Columns i - l

Complete only for assets showing gain in column (h) and owned by the foundation on 12/31/69			(l) Gains (Col (h) gain minus col (k), but not less than -0-) or Losses (from col (h))
(i) F M V as of 12/31/69	(j) Adjusted basis as of 12/31/69	(k) Excess of col (i) over col (j), if any	
			-5,969
			19
			704
			248
			1,034
			355
			1,025
			762
			624
			402

Form 990PF Part IV - Capital Gains and Losses for Tax on Investment Income - Columns a - d

(a) List and describe the kind(s) of property sold (e g , real estate, 2-story brick warehouse, or common stock, 200 shs MLC Co)	(b) How acquired P—Purchase D—Donation	(c) Date acquired (mo , day, yr)	(d) Date sold (mo , day, yr)
TEVA PHARMACEUTICAL INDS ADR - 110 SHS	P	2013-03-08	2014-02-04
TEVA PHARMACEUTICAL INDS ADR - 60 SHS	P	2013-11-14	2014-02-04
VALERO ENERGY CORP NEW - 150 SHS	P	2013-04-24	2014-01-13
VIRTUS EMERGING MKTS OPPOR-I - 11029 07 SHS	P	2013-11-14	2014-02-03
VIRTUS EMERGING MKTS OPPOR-I - 279 28 SHS	P	2013-12-20	2014-02-03
VIRTUS EMERGING MKTS OPPOR-I - 55 29 SHS	P	2013-06-20	2014-02-03
VIRTUS EMERGING MKTS OPPOR-I - 2442 43 SHS	P	2013-11-14	2014-10-23
VIRTUS EMERGING MKTS OPPOR-I - 262 12 SHS	P	2014-06-20	2014-10-23
VMWARE INC - 230 SHS	P	2013-07-29	2014-01-17
WELLS FARGO & CO NEW - 240 SHS	P	2013-03-01	2014-02-21

Form 990PF Part IV - Capital Gains and Losses for Tax on Investment Income - Columns e - h

(e) Gross sales price	(f) Depreciation allowed (or allowable)	(g) Cost or other basis plus expense of sale	(h) Gain or (loss) (e) plus (f) minus (g)
4,862		4,410	452
2,652		2,303	349
7,786		5,766	2,020
97,056		106,431	-9,375
2,458		2,625	-167
487		521	-34
24,669		23,569	1,100
2,647		2,695	-48
22,537		18,997	3,540
10,977		8,385	2,592

Form 990PF Part IV - Capital Gains and Losses for Tax on Investment Income - Columns i - l

Complete only for assets showing gain in column (h) and owned by the foundation on 12/31/69			(l) Gains (Col (h) gain minus col (k), but not less than -0-) or Losses (from col (h))
(i) F M V as of 12/31/69	(j) Adjusted basis as of 12/31/69	(k) Excess of col (i) over col (j), if any	
			452
			349
			2,020
			-9,375
			-167
			-34
			1,100
			-48
			3,540
			2,592

Form 990PF Part IV - Capital Gains and Losses for Tax on Investment Income - Columns a - d

(a) List and describe the kind(s) of property sold (e g , real estate, 2-story brick warehouse, or common stock, 200 shs MLC Co)	(b) How acquired P—Purchase D—Donation	(c) Date acquired (mo , day, yr)	(d) Date sold (mo , day, yr)
WELLS FARGO & CO NEW - 80 SHS	P	2013-11-14	2014-07-07
YAHOO INC - 80 SHS	P	2013-11-14	2014-06-16
ACTAVIS PLC - 57 SHS	P	2013-09-30	2014-02-04
AON CORP - 140 SHS	P	2013-01-31	2014-01-29
AON CORP - 90 SHS	P	2013-03-08	2014-01-29
AON CORP - 40 SHS	P	2013-11-14	2014-10-20
NABORS INDUSTRIES LTD COM - 310 SHS	P	2014-04-10	2014-11-04
NABORS INDUSTRIES LTD COM - 100 SHS	P	2014-03-24	2014-11-04
NABORS INDUSTRIES LTD COM - 70 SHS	P	2014-03-24	2014-11-04
NABORS INDUSTRIES LTD COM - 90 SHS	P	2014-03-27	2014-11-05

Form 990PF Part IV - Capital Gains and Losses for Tax on Investment Income - Columns e - h

(e) Gross sales price	(f) Depreciation allowed (or allowable)	(g) Cost or other basis plus expense of sale	(h) Gain or (loss) (e) plus (f) minus (g)
4,200		3,421	779
2,784		2,796	-12
10,544		8,209	2,335
11,155		8,093	3,062
7,171		5,404	1,767
3,210		3,234	-24
5,107		7,480	-2,373
1,647		2,412	-765
1,153		1,684	-531
1,502		2,195	-693

Form 990PF Part IV - Capital Gains and Losses for Tax on Investment Income - Columns i - l

Complete only for assets showing gain in column (h) and owned by the foundation on 12/31/69			(l) Gains (Col (h) gain minus col (k), but not less than -0-) or Losses (from col (h))
(i) F M V as of 12/31/69	(j) Adjusted basis as of 12/31/69	(k) Excess of col (i) over col (j), if any	
			779
			-12
			2,335
			3,062
			1,767
			-24
			-2,373
			-765
			-531
			-693

Form 990PF Part IV - Capital Gains and Losses for Tax on Investment Income - Columns a - d

(a) List and describe the kind(s) of property sold (e g , real estate, 2-story brick warehouse, or common stock, 200 shs MLC Co)	(b) How acquired P—Purchase D—Donation	(c) Date acquired (mo , day, yr)	(d) Date sold (mo , day, yr)
NABORS INDUSTRIES LTD COM - 70 SHS	P	2014-03-24	2014-11-05
NABORS INDUSTRIES LTD COM - 220 SHS	P	2014-04-09	2014-11-05
NABORS INDUSTRIES LTD COM - 110 SHS	P	2014-04-10	2014-11-05
NABORS INDUSTRIES LTD COM - 430 SHS	P	2014-03-25	2014-11-20
NABORS INDUSTRIES LTD COM - 650 SHS	P	2014-03-27	2014-11-20
SEAGATE TECHNOLOGY - 230 SHS	P	2014-01-07	2014-11-06
SEAGATE TECHNOLOGY - 80 SHS	P	2014-06-03	2014-11-06
SEAGATE TECHNOLOGY - 310 SHS	P	2014-01-07	2014-11-07
AVAGO TECHNOLOGIES LTD - 220 SHS	P	2013-09-20	2014-08-29
AVAGO TECHNOLOGIES LTD - 100 SHS	P	2013-09-20	2014-09-04

Form 990PF Part IV - Capital Gains and Losses for Tax on Investment Income - Columns e - h

(e) Gross sales price	(f) Depreciation allowed (or allowable)	(g) Cost or other basis plus expense of sale	(h) Gain or (loss) (e) plus (f) minus (g)
1,168		1,693	-525
3,672		5,349	-1,677
1,836		2,654	-818
7,005		10,628	-3,623
10,589		15,855	-5,266
14,391		13,530	861
5,006		4,297	709
19,128		18,236	892
18,127		9,254	8,873
8,662		4,207	4,455

Form 990PF Part IV - Capital Gains and Losses for Tax on Investment Income - Columns i - l

Complete only for assets showing gain in column (h) and owned by the foundation on 12/31/69			(l) Gains (Col (h) gain minus col (k), but not less than -0-) or Losses (from col (h))
(i) F M V as of 12/31/69	(j) Adjusted basis as of 12/31/69	(k) Excess of col (i) over col (j), if any	
			-525
			-1,677
			-818
			-3,623
			-5,266
			861
			709
			892
			8,873
			4,455

Form 990PF Part IV - Capital Gains and Losses for Tax on Investment Income - Columns a - d

(a) List and describe the kind(s) of property sold (e g , real estate, 2-story brick warehouse, or common stock, 200 shs MLC Co)	(b) How acquired P—Purchase D—Donation	(c) Date acquired (mo , day, yr)	(d) Date sold (mo , day, yr)
AT&T INC - 120 SHS	P	2013-01-10	2014-10-16
ADOBE SYS INC COM - 10 SHS	P	2013-02-20	2014-10-16
ADOBE SYS INC COM - 20 SHS	P	2013-02-12	2014-10-16
BNY MELLON EMERGING MKTS FD CL M SHS - 10751 79 SHS	P	2013-01-17	2014-02-03
BNY MELLON EMERGING MKTS FD CL M SHS - 7568 11 SHS	P	2013-01-17	2014-10-23
BEAM INC - 240 SHS	P	2013-04-04	2014-04-14
BRISTOL MYERS SQUIBB CO COM - 130 SHS	P	2013-05-24	2014-06-19
COCA-COLA CO USD - 130 SHS	P	2013-01-10	2014-01-13
DFA EMERG MKTS CORE EQUITY - 2346 05 SHS	P	2013-02-28	2014-10-23
DISNEY (WALT) COMPANY HOLDING CO - 120 SHS	P	2013-01-31	2014-08-13

Form 990PF Part IV - Capital Gains and Losses for Tax on Investment Income - Columns e - h

(e) Gross sales price	(f) Depreciation allowed (or allowable)	(g) Cost or other basis plus expense of sale	(h) Gain or (loss) (e) plus (f) minus (g)
4,026		4,128	-102
628		389	239
1,255		781	474
96,766		112,786	-16,020
75,000		79,390	-4,390
19,980		14,759	5,221
6,210		6,126	84
5,150		4,815	335
45,865		47,953	-2,088
10,509		6,495	4,014

Form 990PF Part IV - Capital Gains and Losses for Tax on Investment Income - Columns i - l

Complete only for assets showing gain in column (h) and owned by the foundation on 12/31/69			(l) Gains (Col (h) gain minus col (k), but not less than -0-) or Losses (from col (h))
(i) F M V as of 12/31/69	(j) Adjusted basis as of 12/31/69	(k) Excess of col (i) over col (j), if any	
			-102
			239
			474
			-16,020
			-4,390
			5,221
			84
			335
			-2,088
			4,014

Form 990PF Part IV - Capital Gains and Losses for Tax on Investment Income - Columns a - d

(a) List and describe the kind(s) of property sold (e g , real estate, 2-story brick warehouse, or common stock, 200 shs MLC Co)	(b) How acquired P—Purchase D—Donation	(c) Date acquired (mo , day, yr)	(d) Date sold (mo , day, yr)
DISNEY (WALT) COMPANY HOLDING CO - 90 SHS	P	2013-03-01	2014-11-20
DREYFUS EMG MKT DEBT LOC C-L - 8132 73 SHS	P	2012-12-21	2014-02-03
DREYFUS EMG MKT DEBT LOC C-L - 65 17 SHS	P	2012-12-28	2014-02-03
EXPRESS SCRIPTS HLDG CO - 110 SHS	P	2013-03-08	2014-04-08
EXPRESS SCRIPTS HLDG CO - 170 SHS	P	2013-01-10	2014-04-08
EXPRESS SCRIPTS HLDG CO - 200 SHS	P	2013-03-01	2014-04-08
FAMILY DLR STORES INC - 22 SHS	P	2013-03-01	2014-04-24
FAMILY DLR STORES INC - 60 SHS	P	2013-01-31	2014-04-24
FAMILY DLR STORES INC - 100 SHS	P	2013-01-10	2014-04-24
FAMILY DLR STORES INC - 58 SHS	P	2013-03-01	2014-04-25

Form 990PF Part IV - Capital Gains and Losses for Tax on Investment Income - Columns e - h

(e) Gross sales price	(f) Depreciation allowed (or allowable)	(g) Cost or other basis plus expense of sale	(h) Gain or (loss) (e) plus (f) minus (g)
8,026		4,890	3,136
106,132		125,000	-18,868
850		1,000	-150
8,006		6,480	1,526
12,373		9,429	2,944
14,557		11,316	3,241
1,258		1,267	-9
3,431		3,433	-2
5,718		5,666	52
3,322		3,340	-18

Form 990PF Part IV - Capital Gains and Losses for Tax on Investment Income - Columns i - l

Complete only for assets showing gain in column (h) and owned by the foundation on 12/31/69			(l) Gains (Col (h) gain minus col (k), but not less than -0-) or Losses (from col (h))
(i) F M V as of 12/31/69	(j) Adjusted basis as of 12/31/69	(k) Excess of col (i) over col (j), if any	
			3,136
			-18,868
			-150
			1,526
			2,944
			3,241
			-9
			-2
			52
			-18

Form 990PF Part IV - Capital Gains and Losses for Tax on Investment Income - Columns a - d

(a) List and describe the kind(s) of property sold (e g , real estate, 2-story brick warehouse, or common stock, 200 shs MLC Co)	(b) How acquired P—Purchase D—Donation	(c) Date acquired (mo , day, yr)	(d) Date sold (mo , day, yr)
FAMILY DLR STORES INC - 50 SHS	P	2013-03-08	2014-04-25
FREEPORT-MCMORAN COPPER & GOLD INC C - 100 SHS	P	2013-03-08	2014-10-07
FREEPORT-MCMORAN COPPER & GOLD INC C - 180 SHS	P	2013-03-01	2014-10-07
FREEPORT-MCMORAN COPPER & GOLD INC C - 130 SHS	P	2013-01-31	2014-10-07
FREEPORT-MCMORAN COPPER & GOLD INC C - 200 SHS	P	2013-01-10	2014-10-07
GENERAL ELECTRIC CO - 280 SHS	P	2013-03-08	2014-08-15
GENERAL ELECTRIC CO - 500 SHS	P	2013-03-01	2014-08-15
GENERAL ELECTRIC CO - 380 SHS	P	2013-01-31	2014-08-15
GENERAL ELECTRIC CO - 160 SHS	P	2013-01-28	2014-08-15
GENERAL ELECTRIC CO - 390 SHS	P	2013-01-10	2014-08-15

Form 990PF Part IV - Capital Gains and Losses for Tax on Investment Income - Columns e - h

(e) Gross sales price	(f) Depreciation allowed (or allowable)	(g) Cost or other basis plus expense of sale	(h) Gain or (loss) (e) plus (f) minus (g)
2,864		2,934	-70
3,195		3,328	-133
5,751		5,706	45
4,154		4,584	-430
6,390		7,110	-720
7,162		6,648	514
12,789		11,509	1,280
9,720		8,496	1,224
4,092		3,597	495
9,975		8,201	1,774

Form 990PF Part IV - Capital Gains and Losses for Tax on Investment Income - Columns i - l

Complete only for assets showing gain in column (h) and owned by the foundation on 12/31/69			(l) Gains (Col (h) gain minus col (k), but not less than -0-) or Losses (from col (h))
(i) F M V as of 12/31/69	(j) Adjusted basis as of 12/31/69	(k) Excess of col (i) over col (j), if any	
			-70
			-133
			45
			-430
			-720
			514
			1,280
			1,224
			495
			1,774

Form 990PF Part IV - Capital Gains and Losses for Tax on Investment Income - Columns a - d

(a) List and describe the kind(s) of property sold (e g , real estate, 2-story brick warehouse, or common stock, 200 shs MLC Co)	(b) How acquired P—Purchase D—Donation	(c) Date acquired (mo , day, yr)	(d) Date sold (mo , day, yr)
GILEAD SCIENCES INC - 80 SHS	P	2013-01-31	2014-04-08
KNOWLES CORP - 75 SHS	P	2013-01-10	2014-03-05
KNOWLES CORP - 50 SHS	P	2013-01-31	2014-03-05
KNOWLES CORP - 65 SHS	P	2013-03-01	2014-03-05
MARATHON OIL CORP - 210 SHS	P	2013-01-10	2014-03-24
MARATHON OIL CORP - 60 SHS	P	2013-01-10	2014-03-27
MARATHON OIL CORP - 240 SHS	P	2013-01-31	2014-03-27
MARATHON OIL CORP - 50 SHS	P	2013-03-01	2014-03-27
MARATHON OIL CORP - 160 SHS	P	2013-03-08	2014-03-27
METLIFE INC - 10 SHS	P	2013-03-01	2014-06-09

Form 990PF Part IV - Capital Gains and Losses for Tax on Investment Income - Columns e - h

(e) Gross sales price	(f) Depreciation allowed (or allowable)	(g) Cost or other basis plus expense of sale	(h) Gain or (loss) (e) plus (f) minus (g)
5,599		3,165	2,434
2,282		1,707	575
1,521		1,169	352
1,977		1,599	378
7,190		6,715	475
2,069		1,919	150
8,274		8,083	191
1,724		1,659	65
5,516		5,356	160
547		353	194

Form 990PF Part IV - Capital Gains and Losses for Tax on Investment Income - Columns i - l

Complete only for assets showing gain in column (h) and owned by the foundation on 12/31/69			(l) Gains (Col (h) gain minus col (k), but not less than -0-) or Losses (from col (h))
(i) F M V as of 12/31/69	(j) Adjusted basis as of 12/31/69	(k) Excess of col (i) over col (j), if any	
			2,434
			575
			352
			378
			475
			150
			191
			65
			160
			194

Form 990PF Part IV - Capital Gains and Losses for Tax on Investment Income - Columns a - d

(a) List and describe the kind(s) of property sold (e g , real estate, 2-story brick warehouse, or common stock, 200 shs MLC Co)	(b) How acquired P—Purchase D—Donation	(c) Date acquired (mo , day, yr)	(d) Date sold (mo , day, yr)
METLIFE INC - 140 SHS	P	2013-01-10	2014-06-09
METLIFE INC - 140 SHS	P	2013-02-20	2014-06-09
METLIFE INC - 130 SHS	P	2013-01-10	2014-06-10
METLIFE INC - 180 SHS	P	2013-03-08	2014-06-10
METLIFE INC - 170 SHS	P	2013-01-31	2014-06-10
MONDELEZ INTERNATIONAL INC - 230 SHS	P	2013-01-10	2014-12-15
MONDELEZ INTERNATIONAL INC - 200 SHS	P	2013-01-10	2014-12-18
MONDELEZ INTERNATIONAL INC - 320 SHS	P	2013-01-31	2014-12-18
MONDELEZ INTERNATIONAL INC - 60 SHS	P	2013-11-14	2014-12-18
MONDELEZ INTERNATIONAL INC - 250 SHS	P	2013-03-08	2014-12-18

Form 990PF Part IV - Capital Gains and Losses for Tax on Investment Income - Columns e - h

(e) Gross sales price	(f) Depreciation allowed (or allowable)	(g) Cost or other basis plus expense of sale	(h) Gain or (loss) (e) plus (f) minus (g)
7,661		5,090	2,571
7,661		5,042	2,619
7,143		4,727	2,416
9,890		7,023	2,867
9,340		6,332	3,008
8,442		6,256	2,186
7,297		5,440	1,857
11,675		8,886	2,789
2,189		2,012	177
9,121		7,137	1,984

Form 990PF Part IV - Capital Gains and Losses for Tax on Investment Income - Columns i - l

Complete only for assets showing gain in column (h) and owned by the foundation on 12/31/69			(l) Gains (Col (h) gain minus col (k), but not less than -0-) or Losses (from col (h))
(i) F M V as of 12/31/69	(j) Adjusted basis as of 12/31/69	(k) Excess of col (i) over col (j), if any	
			2,571
			2,619
			2,416
			2,867
			3,008
			2,186
			1,857
			2,789
			177
			1,984

Form 990PF Part IV - Capital Gains and Losses for Tax on Investment Income - Columns a - d

(a) List and describe the kind(s) of property sold (e g , real estate, 2-story brick warehouse, or common stock, 200 shs MLC Co)	(b) How acquired P—Purchase D—Donation	(c) Date acquired (mo , day, yr)	(d) Date sold (mo , day, yr)
NATIONAL-OILWELLINC - 50 SHS	P	2013-03-01	2014-08-13
NATIONAL-OILWELLINC - 30 SHS	P	2013-03-08	2014-08-13
NATIONAL-OILWELLINC - 50 SHS	P	2013-02-20	2014-10-10
NATIONAL-OILWELLINC - 190 SHS	P	2013-02-13	2014-10-10
NATIONAL-OILWELLINC - 40 SHS	P	2013-03-08	2014-10-10
NOW INC/DE - 12 5 SHS	P	2013-03-01	2014-06-11
NOW INC/DE - 47 5 SHS	P	2013-02-13	2014-06-11
NOW INC/DE - 12 5 SHS	P	2013-02-20	2014-06-11
NOW INC/DE - 17 5 SHS	P	2013-03-08	2014-06-11
OCWENFINLCORP - 120 SHS	P	2013-07-25	2014-08-06

Form 990PF Part IV - Capital Gains and Losses for Tax on Investment Income - Columns e - h

(e) Gross sales price	(f) Depreciation allowed (or allowable)	(g) Cost or other basis plus expense of sale	(h) Gain or (loss) (e) plus (f) minus (g)
4,111		3,051	1,060
2,467		1,838	629
3,534		3,075	459
13,430		11,800	1,630
2,827		2,451	376
422		332	90
1,603		1,283	320
422		334	88
590		466	124
3,133		5,534	-2,401

Form 990PF Part IV - Capital Gains and Losses for Tax on Investment Income - Columns i - l

Complete only for assets showing gain in column (h) and owned by the foundation on 12/31/69			(l) Gains (Col (h) gain minus col (k), but not less than -0-) or Losses (from col (h))
(i) F M V as of 12/31/69	(j) Adjusted basis as of 12/31/69	(k) Excess of col (i) over col (j), if any	
			1,060
			629
			459
			1,630
			376
			90
			320
			88
			124
			-2,401

Form 990PF Part IV - Capital Gains and Losses for Tax on Investment Income - Columns a - d

(a) List and describe the kind(s) of property sold (e g , real estate, 2-story brick warehouse, or common stock, 200 shs MLC Co)	(b) How acquired P—Purchase D—Donation	(c) Date acquired (mo , day, yr)	(d) Date sold (mo , day, yr)
OCWENFINLCORP - 150 SHS	P	2013-07-26	2014-08-08
OCWENFINLCORP - 80 SHS	P	2013-07-30	2014-08-08
OCWENFINLCORP - 190 SHS	P	2013-07-31	2014-08-08
OCWENFINLCORP - 20 SHS	P	2013-07-25	2014-08-08
PROCTER & GAMBLE CO COM - 60 SHS	P	2013-01-10	2014-05-30
PROCTER & GAMBLE CO COM - 160 SHS	P	2013-01-10	2014-06-18
PROCTER & GAMBLE CO COM - 150 SHS	P	2013-01-31	2014-06-18
SEMPRAENERGY - 77 SHS	P	2013-01-10	2014-11-24
SHIRE PHARMACEUTICALS GROUP - 31 SHS	P	2013-03-01	2014-05-21
SHIRE PHARMACEUTICALS GROUP - 7 SHS	P	2013-05-13	2014-05-21

Form 990PF Part IV - Capital Gains and Losses for Tax on Investment Income - Columns e - h

(e) Gross sales price	(f) Depreciation allowed (or allowable)	(g) Cost or other basis plus expense of sale	(h) Gain or (loss) (e) plus (f) minus (g)
3,871		7,088	-3,217
2,064		3,803	-1,739
4,903		9,059	-4,156
516		922	-406
4,837		4,134	703
12,750		11,024	1,726
11,953		11,245	708
8,493		5,528	2,965
5,272		2,908	2,364
1,190		655	535

Form 990PF Part IV - Capital Gains and Losses for Tax on Investment Income - Columns i - l

Complete only for assets showing gain in column (h) and owned by the foundation on 12/31/69			(l) Gains (Col (h) gain minus col (k), but not less than -0-) or Losses (from col (h))
(i) F M V as of 12/31/69	(j) Adjusted basis as of 12/31/69	(k) Excess of col (i) over col (j), if any	
			-3,217
			-1,739
			-4,156
			-406
			703
			1,726
			708
			2,965
			2,364
			535

Form 990PF Part IV - Capital Gains and Losses for Tax on Investment Income - Columns a - d

(a) List and describe the kind(s) of property sold (e g , real estate, 2-story brick warehouse, or common stock, 200 shs MLC Co)	(b) How acquired P—Purchase D—Donation	(c) Date acquired (mo , day, yr)	(d) Date sold (mo , day, yr)
SHIRE PHARMACEUTICALS GROUP - 90 SHS	P	2013-01-10	2014-07-18
SHIRE PHARMACEUTICALS GROUP - 54 SHS	P	2013-01-31	2014-07-18
SHIRE PHARMACEUTICALS GROUP - 49 SHS	P	2013-03-01	2014-07-18
SOUTHWESTERN ENERGY CO - 110 SHS	P	2013-01-10	2014-06-25
DREYFUS US EQUITY FUND-Y - 3009 39 SHS	P	2013-01-31	2014-10-08
DREYFUS US EQUITY FUND-Y - 3073 14 SHS	P	2013-01-17	2014-10-08
1 EVA PHARMACEUTICAL INDS ADR - 100 SHS	P	2013-01-31	2014-08-13
1 EVA PHARMACEUTICAL INDS ADR - 50 SHS	P	2013-01-18	2014-08-13
1 EVA PHARMACEUTICAL INDS ADR - 60 SHS	P	2013-03-08	2014-09-02
1 EVA PHARMACEUTICAL INDS ADR - 290 SHS	P	2013-01-10	2014-09-02

Form 990PF Part IV - Capital Gains and Losses for Tax on Investment Income - Columns e - h

(e) Gross sales price	(f) Depreciation allowed (or allowable)	(g) Cost or other basis plus expense of sale	(h) Gain or (loss) (e) plus (f) minus (g)
23,170		8,729	14,441
13,902		5,429	8,473
12,615		4,597	8,018
5,025		3,511	1,514
60,338		49,204	11,134
61,616		50,000	11,616
5,101		3,807	1,294
2,550		1,903	647
3,134		2,405	729
15,146		11,269	3,877

Form 990PF Part IV - Capital Gains and Losses for Tax on Investment Income - Columns i - l

Complete only for assets showing gain in column (h) and owned by the foundation on 12/31/69			(l) Gains (Col (h) gain minus col (k), but not less than -0-) or Losses (from col (h))
(i) F M V as of 12/31/69	(j) Adjusted basis as of 12/31/69	(k) Excess of col (i) over col (j), if any	
			14,441
			8,473
			8,018
			1,514
			11,134
			11,616
			1,294
			647
			729
			3,877

Form 990PF Part IV - Capital Gains and Losses for Tax on Investment Income - Columns a - d

(a) List and describe the kind(s) of property sold (e g , real estate, 2-story brick warehouse, or common stock, 200 shs MLC Co)	(b) How acquired P—Purchase D—Donation	(c) Date acquired (mo , day, yr)	(d) Date sold (mo , day, yr)
1 EVA PHARMACEUTICAL INDS ADR - 40 SHS	P	2013-01-31	2014-09-02
VIRTUS EMERGING MKTS OPPOR-I - 2245 95 SHS	P	2013-02-28	2014-10-23
WELLS FARGO & CO NEW - 120 SHS	P	2013-01-31	2014-07-07
YAHOO INC - 160 SHS	P	2013-02-07	2014-06-16
YAHOO INC - 180 SHS	P	2013-03-01	2014-06-16
YAHOO INC - 30 SHS	P	2013-01-31	2014-06-16
YAHOO INC - 400 SHS	P	2013-03-01	2014-06-23
YAHOO INC - 90 SHS	P	2013-03-07	2014-06-23
YAHOO INC - 130 SHS	P	2013-03-07	2014-07-16
YAHOO INC - 350 SHS	P	2013-03-08	2014-07-16

Form 990PF Part IV - Capital Gains and Losses for Tax on Investment Income - Columns e - h

(e) Gross sales price	(f) Depreciation allowed (or allowable)	(g) Cost or other basis plus expense of sale	(h) Gain or (loss) (e) plus (f) minus (g)
2,089		1,523	566
22,684		23,066	-382
6,300		4,190	2,110
5,568		3,234	2,334
6,264		3,848	2,416
1,044		589	455
13,433		8,551	4,882
3,022		2,050	972
4,424		2,961	1,463
11,911		7,993	3,918

Form 990PF Part IV - Capital Gains and Losses for Tax on Investment Income - Columns i - l

Complete only for assets showing gain in column (h) and owned by the foundation on 12/31/69			(l) Gains (Col (h) gain minus col (k), but not less than -0-) or Losses (from col (h))
(i) F M V as of 12/31/69	(j) Adjusted basis as of 12/31/69	(k) Excess of col (i) over col (j), if any	
			566
			-382
			2,110
			2,334
			2,416
			455
			4,882
			972
			1,463
			3,918

Form 990PF Part IV - Capital Gains and Losses for Tax on Investment Income - Columns a - d

(a) List and describe the kind(s) of property sold (e g , real estate, 2-story brick warehouse, or common stock, 200 shs MLC Co)	(b) How acquired P—Purchase D—Donation	(c) Date acquired (mo , day, yr)	(d) Date sold (mo , day, yr)
AON CORP - 20 SHS	P	2013-03-08	2014-10-20
AON CORP - 190 SHS	P	2013-03-01	2014-10-20
AON CORP - 220 SHS	P	2013-01-10	2014-10-20
ACCENTURE PLC IRELAND SHS CL A - 60 SHS	P	2013-03-05	2014-03-27
ACCENTURE PLC IRELAND SHS CL A - 90 SHS	P	2013-03-08	2014-03-27
ACCENTURE PLC IRELAND SHS CL A - 10 SHS	P	2013-03-22	2014-03-27


Form 990PF Part IV - Capital Gains and Losses for Tax on Investment Income - Columns e - h

(e) Gross sales price	(f) Depreciation allowed (or allowable)	(g) Cost or other basis plus expense of sale	(h) Gain or (loss) (e) plus (f) minus (g)
1,605		1,200	405
15,246		11,574	3,672
17,654		12,591	5,063
4,678		4,610	68
7,017		7,036	-19
780		776	4


Form 990PF Part IV - Capital Gains and Losses for Tax on Investment Income - Columns i - l

Complete only for assets showing gain in column (h) and owned by the foundation on 12/31/69			(l) Gains (Col (h) gain minus col (k), but not less than -0-) or Losses (from col (h))
(i) F M V as of 12/31/69	(j) Adjusted basis as of 12/31/69	(k) Excess of col (i) over col (j), if any	
			405
			3,672
			5,063
			68
			-19
			4

Form 990PF Part XV Line 3 - Grants and Contributions Paid During the Year or Approved for Future Payment

Recipient	If recipient is an individual, show any relationship to any foundation manager or substantial contributor	Foundation status of recipient	Purpose of grant or contribution	Amount
Name and address (home or business)				
a Paid during the year				
GRAND VIEW HOSPITAL 700 LAWN AVENUE SELLERSVILLE,PA 189601548		OTHER PUBLIC CHARITY	GENERAL FUND	120,000
IMMANUEL LEIDY'S CHURCH 276 W CHERRY LANE SOUDERTON,PA 18964		OTHER PUBLIC CHARITY	GENERAL FUND	25,000
PENN FOUNDATION 807 LAWN AVENUE SELLERSVILLE,PA 18960		OTHER PUBLIC CHARITY	GENERAL FUND	120,000
CURE INTERNATIONAL 701 BOSLER AVENUE LEMOYNE,PA 17043		OTHER PUBLIC CHARITY	GENERAL FUND TO HELP GLOBAL CHILDREN'S FUND	120,000
CAMP MENOLAN 1415 DOERR ROAD QUAKERTOWN,PA 18951		OTHER PUBLIC CHARITY	GENERAL FUND	44,000
MANNA ON MAIN STREET 713 W MAIN STREET LANSDALE,PA 194462029		OTHER PUBLIC CHARITY	GENERAL FUND	10,000
BOY SCOUTS OF AMERICA CRADLE OF LIBERTY COUNCIL 1485 VALLEY FORGE ROAD WAYNE,PA 19087		OTHER PUBLIC CHARITY	GENERAL FUND	15,000
JONI AND FRIENDS PO BOX 3333 AGOURA HILLS,CA 913763333		OTHER PUBLIC CHARITY	GENERAL FUND	45,000
SOUTHEASTERN PA SYMPHONY ORCHESTRA PO BOX 694 LANSDALE,PA 19446		OTHER PUBLIC CHARITY	GENERAL FUND	5,000
SPRUCE LAKE RETREAT 5389 ROUTE 447 CANADENSIS,PA 18325		OTHER PUBLIC CHARITY	GENERAL FUND	44,000
DOYLESTOWN AREA FISH PO BOX 196 DOYLESTOWN,PA 18901		OTHER PUBLIC CHARITY	GENERAL FUND	10,000
WOUNDED WARRIOR PROJECT PO BOX 758517 TOPEKA,KS 66675		OTHER PUBLIC CHARITY	GENERAL FUND	22,000
CROSSROADS PREGNANCY CAR 256 TRUMBAUERSVILLE ROAD QUAKERTOWN,PA 18951		OTHER PUBLIC CHARITY	GENERAL FUND	22,000
PLUMSTEAD CHRISTIAN SCHOOL PO BOX 216 PLUMSTEADVILLE,PA 189490216		OTHER PUBLIC CHARITY	GENERAL FUND	65,000
QUAKERTOWN CHRISTIAN SCHOOL 50 EAST PALETOWN ROAD QUAKERTOWN,PA 18951		OTHER PUBLIC CHARITY	GENERAL FUND	65,000
Total  3a				742,000

Form 990PF Part XV Line 3 - Grants and Contributions Paid During the Year or Approved for Future Payment

Recipient	If recipient is an individual, show any relationship to any foundation manager or substantial contributor	Foundation status of recipient	Purpose of grant or contribution	Amount
Name and address (home or business)				
a <i>Paid during the year</i>				
AMERICAN RED CROSS 2025 E STREET NW WASHINGTON,DC 20006		OTHER PUBLIC CHARITY	GENERAL FUND	10,000
Total  3a				742,000

TY 2014 Accounting Fees Schedule

Name: GERHART FAMILY CHARITABLE TRUST

EIN: 26-3384834

Category	Amount	Net Investment Income	Adjusted Net Income	Disbursements for Charitable Purposes
ACCOUNTING FEES	6,153	3,077		3,076

TY 2014 Investments Corporate
Stock Schedule

Name: GERHART FAMILY CHARITABLE TRUST
EIN: 26-3384834

Name of Stock	End of Year Book Value	End of Year Fair Market Value
160 SHS ACTAVIS PLC	23,286	41,186
470 SHS ACCENTURE PLC	39,180	41,976
650 SHS EATON CORP PLC	38,773	44,174
880 SHS INGERSOLL-RAND PLC	39,260	55,783
1580 SHS INVESCO LIMITED	43,726	62,442
410 SHS MALLINCKRODT	34,049	40,602
790 SHS T E CONNECTIVITY LIMITED	47,255	49,968
590 SHS AVAGO TECHNOLOGIES	27,900	59,348
700 SHS AFLAC INC	43,764	42,763
290 SHS AT&T INC	10,335	9,741
970 SHS ABBOTT LABORATORIES	37,330	43,669
910 SHS ABBVIE INC	50,015	59,550
490 SHS ADOBE SYSTEMS INC	19,689	35,623
96 SHS ALEXION PHARMACEUTICALS INC	15,055	17,763
147 SHS AMAZON.COM INC	40,036	45,621
150 SHS AMGEN INC	17,525	23,894
1274 SHS APPLE INC	93,082	140,624
84 SHS BIOGEN IDEC INC	25,838	28,514
490 SHS BRISTOL- MYERS SQUIBB COMPANY	23,091	28,925
680 SHS CAPITAL ONE FINANCIAL CORPORATION	41,051	56,134
500 SHS CARDINAL HEALTH INC	35,529	40,365
350 SHS CATERPILLAR INC	32,633	32,036
590 SHS CELANESE CORP SERIES A	28,041	35,376
347 SHS CELGENE CORP	35,679	38,815
1620 SHS CENTERPOINT ENERGY INC	34,913	37,957
310 SHS THE CHEESECAKE FACTORY	15,024	15,596
354 SHS CHEVRON CORPORATION	41,754	39,712
930 SHS COMCAST CORP CL A	40,634	53,949
309 SHS COSTCO WHSL CORP NEW	31,645	43,801
280 SHS THE WALT DISNEY COMPANY	15,604	26,373

Name of Stock	End of Year Book Value	End of Year Fair Market Value
570 SHS DOVER CORP	35,696	40,880
750 SHS DOW CHEMICAL CO	36,852	34,208
1010 SHS ELECTRONIC ARTS INC	38,059	47,485
489 SHS EXXON MOBIL CORP	45,414	45,208
270 SHS FACEBOOK INC	38,141	56,174
1190 SHS F N F V GROUP	29,742	40,996
430 SHS GILEAD SCIENCES INC	18,610	40,532
71 SHS GOOGLE INC - CL A	34,090	37,677
33 SHS GOOGLE INC - CL C	14,301	17,371
490 SHS H C A HOLDINGS INC	26,688	35,961
750 SHS HALIBURTON CO	34,709	29,498
530 SHS HARLEY DAVIDSON INC	31,393	34,932
1050 SHS HARTFORD FINIANCIAL SERVICES GROUP INC	38,304	43,775
297 SHS HERSHEY CO	31,010	30,867
440 SHS HOME DEPOT INC	30,652	46,187
540 SHS HONEYWELL INTL INC	37,770	53,957
460 SHS ILLINOIS TOOL WORKS INC	39,925	43,562
1740 SHS INTEL CORP	60,347	63,145
300 SHS INTERCONTINENTALEXCHANGE GROUP INC	45,941	65,787
1020 SHS JP MORGAN CHASE & CO	52,879	63,832
750 SHS JOHNSON CONTROLS INC	24,448	36,255
520 SHS LAM RESH CORP	37,953	41,257
490 SHS LAS VEGAS SANDS CORP	25,942	28,498
1140 SHS MARATHON OIL CORP	35,454	32,251
370 SHS MEAD JOHNSON NUTRITION COMPANY	34,285	37,200
790 SHS MERCK & CO INC	41,371	44,864
461 SHS MOSTER BEVERAGE CORP	32,067	49,949
630 SHS NUCOR CORP	27,716	30,902
450 SHS PNC FINANCIAL SERVICES GROUP	28,642	41,054
286 SHS P V H CORP	35,098	36,657

Name of Stock	End of Year Book Value	End of Year Fair Market Value
650 SHS PEPSICO INC	49,161	61,464
1150 SHS PFIZER INC	32,872	35,823
370 SHS PHILIP MORRIS INTERNATIONAL INC	33,094	30,137
390 SHS PHILLIPS 66	28,549	27,963
310 SHS THE PROCTER & GAMBLE COMPANY	23,620	28,238
838 SHS SALESFORCE.COM INC	39,265	49,702
461 SHS SCHLUMBERGER LTD	37,550	39,374
233 SHS SEMPRA ENERGY	18,075	25,947
860 SHS SERVICENOW, INC	42,020	58,351
1320 SHS SOUTHWESTERN ENERGY CO	43,871	36,023
830 SHS STATE STREET CORP	46,135	65,155
265 SHS THERMO FISHER SCIENTIFIC INC	28,054	33,202
630 SHS TIME WARNER INC	47,852	53,815
680 SHS TWITTER	33,729	24,392
335 SHS UNION PAC CORP	24,928	39,909
423 SHS UNITED TECHNOLOGIES CORP	37,832	48,645
790 SHS VALERO ENERGY CORP NEW	34,601	39,105
300 SHS VERIZON COMMUNICATIONS INC	15,351	14,034
1110 SHS WELLS FARGO & COMPANY	39,186	60,850
580 SHS YUM! BRANDS INC	39,688	42,253

TY 2014 Investments - Other Schedule

Name: GERHART FAMILY CHARITABLE TRUST
 EIN: 26-3384834

Category / Item	Listed at Cost or FMV	Book Value	End of Year Fair Market Value
16365 SHS BNY MELLON CORPORATE BOND FUND	AT COST	212,692	209,794
25235 SHS BNY MELLON SHORT-TERM US GOVERNMENT SECURITIES FUND	AT COST	305,868	300,292
63635 SHS BNY MELLON INTERMEDIATE BOND FUND	AT COST	838,231	805,623
9298 SHS DREYFUS INFLATION ADJUSTED SECURITIES FUND	AT COST	128,850	115,574
15932 SHS DREYFUS FLOATING RATE INCOME FUND	AT COST	200,259	195,964
29064 SHS DREYFUS HIGH YIELD FUND	AT COST	194,615	187,465
14958 SHS TCW EMERGING MARKETS INCOME FUND	AT COST	140,259	120,559
21674 SHS BNY MELLON INCOME STOCK FUND	AT COST	175,742	193,987
13020 SHS BNY MELLON FOCUSED EQUITY OPPORTUNITIES FUND	AT COST	191,860	196,474
9486 SHS DREYFUS U.S. EQUITY FUND	AT COST	160,833	187,248
51739 SHS THE BYN MELLON MID CAP MULTI-STRATEGY FUND	AT COST	643,005	776,083
5599 SHS DREYFUS OPPORTUNISTIC SMALL CAP FUND	AT COST	170,851	171,725
7019 SHS DREYFUS SELECT MANAGERS SMALL CAP GROWTH FUND	AT COST	149,262	167,967
7345 SHS DREYFUS SELECT MANAGERS SMALL CAP VALUE FUND	AT COST	160,028	167,019
307 SHS ANHEUSER BUSCH INBEV SPN	AT COST	33,170	34,482
25015 SHS BYN MELLON INTERNATIONAL FUND	AT COST	282,042	285,475
14353 SHS DREYFUS/NEWTON INTERNATIONAL EQUITY FUND	AT COST	266,529	269,833
21070 SHS DREYFUS INTERNATIONAL STOCK FUND	AT COST	307,127	305,732
15262 SHS BNY MELLON EMERGING MARKETS FUND	AT COST	159,801	142,697
7457 SHS DFA EMERGING MARKETS CORE EQUITY FUNDS	AT COST	153,000	141,080
5316 SHS DREYFUS DIVERSIFIED EMERGING MARKETS FUND	AT COST	101,056	106,741
17161 SHS VIRTUS EMERGING MARKETS OPPORTUNITY FUND	AT COST	178,110	169,725
22950 SHS DREYFUS GLOBAL REAL ESTATE SECURITIES FUND	AT COST	190,939	207,696
1172 SHS OUTFRONT MEDIA INC	AT COST	37,763	31,463
7278 SHS ADVANTAGE GLOBAL ALPHA FUND	AT COST	100,000	115,069
6224 SHS ASG MANAGED FUTURES STRATEGY FUND	AT COST	58,279	68,521
6570 SHS VAN ECK COMCOMMODITY INDEX FUND	AT COST	50,000	40,473
44145 SHS BLACKROCK STRATEGIC INCOME OPP	AT COST	447,899	446,302
SHS GLENMEDE INTERMEDIATE GOVERNMENT CREDIT	AT COST	1,298,988	1,238,381
9588 SHS BLACKROCK FLOATING RATE INCOME DTD 10/1/2012	AT COST	100,096	97,890

Category / Item	Listed at Cost or FMV	Book Value	End of Year Fair Market Value
11231 SHS TEMPLETON GLOBAL BOND FD	AT COST	150,350	139,373
12338 SHS PIMCO REAL RETURN FUND-INST	AT COST	150,810	134,732
1328 SHS ISHARES S&P SAMLL CAP 600	AT COST	109,595	151,472
540 SHS S&P 500 DEPOSITORY RECEIPT	AT COST	89,489	110,992
SHS GLENMEDE LARGE CAP EQUITY	AT COST	3,767,500	4,387,127
3341 SHS CONESTOGA SMALL CAP FUND	AT COST	120,000	112,584
6034 SHS GLENMEDE FUND IN - ADVISOR SMALL CAP	AT COST	122,003	156,412
15052 SHS GLENMEDE FUND IN - US EMERGING GROWTH	AT COST	124,141	142,844
3000 SHS SHARES MSCI EAFE INDEX FUND	AT COST	180,551	182,520
11888 SHS OAKMARK INTERNATIONAL FD I	AT COST	312,136	277,460
5826 SHS TWEEDY BROWNE GLOBAL VALUE FUND	AT COST	153,729	151,719
18549 SHS WILLIAM BLAIR INTL GROWTH-I	AT COST	443,171	478,923
8977 SHS ABSOLUTE STRATEGIES FUND-I	AT COST	100,096	99,557
35005 SHS GLENMEDE LONG/SHORT PORTFOLIO	AT COST	387,507	393,108
150 SHS SPDR GOLD TRUST	AT COST	24,099	17,037
1053 SHS VAN ECK GLOBAL HARD ASSETS	AT COST	50,060	42,435

TY 2014 Other Decreases Schedule**Name:** GERHART FAMILY CHARITABLE TRUST**EIN:** 26-3384834

Description	Amount
PAYMENT OF FEDERAL TAXES	4,306
PAYMENT OF 2014 ESTIMATED TAXES	4,400

TY 2014 Other Expenses Schedule

Name: GERHART FAMILY CHARITABLE TRUST

EIN: 26-3384834

Description	Revenue and Expenses per Books	Net Investment Income	Adjusted Net Income	Disbursements for Charitable Purposes
MISCELLANEOUS	766	0		0

TY 2014 Other Professional Fees Schedule**Name:** GERHART FAMILY CHARITABLE TRUST**EIN:** 26-3384834

Category	Amount	Net Investment Income	Adjusted Net Income	Disbursements for Charitable Purposes
INVESTMENT MANAGEMENT FEES	99,599	99,599		0
TRUSTEE FEES	20,000	20,000		0
BANK FEES	20	20		0

TY 2014 Taxes Schedule

Name: GERHART FAMILY CHARITABLE TRUST

EIN: 26-3384834

Category	Amount	Net Investment Income	Adjusted Net Income	Disbursements for Charitable Purposes
FOREIGN TAX WITHHELD	4,265	0		0