



See a Social Security Number? Say Something!
Report Privacy Problems to <https://public.resource.org/privacy>
Or call the IRS Identity Theft Hotline at 1-800-908-4490



Form **990-PF**

Department of the Treasury
Internal Revenue Service

Return of Private Foundation

or Section 4947(a)(1) Trust Treated as Private Foundation

▶ Do not enter social security numbers on this form as it may be made public.

▶ Information about Form 990-PF and its instructions is at www.irs.gov/form990pf.

OMB No 1545-0052

2014

Open to Public Inspection

For calendar year 2014, or tax year beginning 01-01-2014 , and ending 12-31-2014

Name of foundation GORLIN FAMILY FOUNDATION		A Employer identification number 26-0874184	
Number and street (or P O box number if mail is not delivered to street address) 501 HERMLEIGH ROAD		B Telephone number (see instructions) (301) 649-1886	
City or town, state or province, country, and ZIP or foreign postal code SILVER SPRING, MD 20902		C If exemption application is pending, check here <input type="checkbox"/>	
G Check all that apply <input type="checkbox"/> Initial return <input type="checkbox"/> Initial return of a former public charity <input type="checkbox"/> Final return <input type="checkbox"/> Amended return <input type="checkbox"/> Address change <input type="checkbox"/> Name change		D 1. Foreign organizations, check here <input type="checkbox"/> 2. Foreign organizations meeting the 85% test, check here and attach computation <input type="checkbox"/>	
H Check type of organization <input checked="" type="checkbox"/> Section 501(c)(3) exempt private foundation <input type="checkbox"/> Section 4947(a)(1) nonexempt charitable trust <input type="checkbox"/> Other taxable private foundation		E If private foundation status was terminated under section 507(b)(1)(A), check here <input type="checkbox"/>	
I Fair market value of all assets at end of year (from Part II, col. (c), line 16)▶\$ 7,436,244		F If the foundation is in a 60-month termination under section 507(b)(1)(B), check here <input type="checkbox"/>	
J Accounting method <input checked="" type="checkbox"/> Cash <input type="checkbox"/> Accrual <input type="checkbox"/> Other (specify) _____ (Part I, column (d) must be on cash basis.)			

Part I Analysis of Revenue and Expenses <small>(The total of amounts in columns (b), (c), and (d) may not necessarily equal the amounts in column (a) (see instructions))</small>		(a) Revenue and expenses per books	(b) Net investment income	(c) Adjusted net income	(d) Disbursements for charitable purposes (cash basis only)
Revenue	1 Contributions, gifts, grants, etc , received (attach schedule)				
	2 Check <input checked="" type="checkbox"/> if the foundation is not required to attach Sch B				
	3 Interest on savings and temporary cash investments	14	14		
	4 Dividends and interest from securities.	184,463	184,389		
	5a Gross rents				
	b Net rental income or (loss) _____				
	6a Net gain or (loss) from sale of assets not on line 10	295,612			
	b Gross sales price for all assets on line 6a _____ 2,318,737				
	7 Capital gain net income (from Part IV, line 2)		295,612		
	8 Net short-term capital gain				
	9 Income modifications				
	10a Gross sales less returns and allowances				
	b Less Cost of goods sold				
	c Gross profit or (loss) (attach schedule)				
	11 Other income (attach schedule)				
	12 Total. Add lines 1 through 11	480,089	480,015		
Operating and Administrative Expenses	13 Compensation of officers, directors, trustees, etc	0	0		0
	14 Other employee salaries and wages				
	15 Pension plans, employee benefits				
	16a Legal fees (attach schedule)				
	b Accounting fees (attach schedule)	7,500	3,750		3,750
	c Other professional fees (attach schedule)	130,000	65,000		65,000
	17 Interest				
	18 Taxes (attach schedule) (see instructions)	5,926	650		651
	19 Depreciation (attach schedule) and depletion				
	20 Occupancy				
	21 Travel, conferences, and meetings	2,701	1,351		1,350
	22 Printing and publications				
	23 Other expenses (attach schedule)	20,531	10,265		10,266
	24 Total operating and administrative expenses. Add lines 13 through 23	166,658	81,016		81,017
	25 Contributions, gifts, grants paid	343,950			343,950
	26 Total expenses and disbursements. Add lines 24 and 25	510,608	81,016		424,967
	27 Subtract line 26 from line 12				
	a Excess of revenue over expenses and disbursements	-30,519			
	b Net investment income (if negative, enter -0-)		398,999		
c Adjusted net income (if negative, enter -0-)					

Part II Balance Sheets		Attached schedules and amounts in the description column should be for end-of-year amounts only (See instructions)	Beginning of year	End of year	
			(a) Book Value	(b) Book Value	(c) Fair Market Value
Assets	1	Cash—non-interest-bearing			
	2	Savings and temporary cash investments	79,283	92,865	92,865
	3	Accounts receivable ▶ <u>26,090</u>			
		Less allowance for doubtful accounts ▶ _____	32,808	26,090	26,090
	4	Pledges receivable ▶ _____			
		Less allowance for doubtful accounts ▶ _____			
	5	Grants receivable			
	6	Receivables due from officers, directors, trustees, and other disqualified persons (attach schedule) (see instructions)			
	7	Other notes and loans receivable (attach schedule) ▶ <u>379,991</u>			
		Less allowance for doubtful accounts ▶ <u>0</u>	422,212	379,991	379,991
	8	Inventories for sale or use			
	9	Prepaid expenses and deferred charges			
	10a	Investments—U S and state government obligations (attach schedule)			
	b	Investments—corporate stock (attach schedule)	6,460,482	6,465,320	6,937,298
	c	Investments—corporate bonds (attach schedule).			
	11	Investments—land, buildings, and equipment basis ▶ _____			
		Less accumulated depreciation (attach schedule) ▶ _____			
Liabilities	12	Investments—mortgage loans			
	13	Investments—other (attach schedule)			
	14	Land, buildings, and equipment basis ▶ _____			
		Less accumulated depreciation (attach schedule) ▶ _____			
	15	Other assets (describe ▶ _____)			
	16	Total assets (to be completed by all filers—see the instructions Also, see page 1, item I)	6,994,785	6,964,266	7,436,244
	17	Accounts payable and accrued expenses			
	18	Grants payable			
Net Assets or Fund Balances	19	Deferred revenue			
	20	Loans from officers, directors, trustees, and other disqualified persons			
	21	Mortgages and other notes payable (attach schedule)			
	22	Other liabilities (describe ▶ _____)			
	23	Total liabilities (add lines 17 through 22)	0	0	
		Foundations that follow SFAS 117, check here ▶ <input type="checkbox"/>			
		and complete lines 24 through 26 and lines 30 and 31.			
	24	Unrestricted			
	25	Temporarily restricted			
	26	Permanently restricted			
		Foundations that do not follow SFAS 117, check here ▶ <input checked="" type="checkbox"/>			
		and complete lines 27 through 31.			
	27	Capital stock, trust principal, or current funds	0	0	
	28	Paid-in or capital surplus, or land, bldg , and equipment fund	0	0	
	29	Retained earnings, accumulated income, endowment, or other funds	6,994,785	6,964,266	
	30	Total net assets or fund balances (see instructions)	6,994,785	6,964,266	
	31	Total liabilities and net assets/fund balances (see instructions) . . .	6,994,785	6,964,266	

Part III Analysis of Changes in Net Assets or Fund Balances		
1	Total net assets or fund balances at beginning of year—Part II, column (a), line 30 (must agree with end-of-year figure reported on prior year’s return)	1 6,994,785
2	Enter amount from Part I, line 27a	2 -30,519
3	Other increases not included in line 2 (itemize) ▶ _____	3 0
4	Add lines 1, 2, and 3	4 6,964,266
5	Decreases not included in line 2 (itemize) ▶ _____	5 0
6	Total net assets or fund balances at end of year (line 4 minus line 5)—Part II, column (b), line 30 .	6 6,964,266

Part IV

Capital Gains and Losses for Tax on Investment Income

(a) List and describe the kind(s) of property sold (e g , real estate, 2-story brick warehouse, or common stock, 200 shs MLC Co)		(b) How acquired P—Purchase D—Donation	(c) Date acquired (mo , day, yr)	(d) Date sold (mo , day, yr)
1 a	BERNSTEIN - SEE ATTACHED	P		
b	BERNSTEIN - SEE ATTACHED	P		
c	BERNSTEIN - SEE ATTACHED	P		
d	CAPITAL GAINS DIVIDENDS	P		
e				

(e) Gross sales price	(f) Depreciation allowed (or allowable)	(g) Cost or other basis plus expense of sale	(h) Gain or (loss) (e) plus (f) minus (g)
a 417,846		409,512	8,334
b 1,824,593		1,613,613	210,980
c 17			17
d 76,281			76,281
e			

Complete only for assets showing gain in column (h) and owned by the foundation on 12/31/69			(I) Gains (Col (h) gain minus col (k), but not less than -0-) or Losses (from col (h))
(i) F M V as of 12/31/69	(j) Adjusted basis as of 12/31/69	(k) Excess of col (i) over col (j), if any	
a			8,334
b			210,980
c			17
d			76,281
e			

2	Capital gain net income or (net capital loss)	{ If gain, also enter in Part I, line 7 If (loss), enter -0- in Part I, line 7 }	2	295,612
3	Net short-term capital gain or (loss) as defined in sections 1222(5) and (6) If gain, also enter in Part I, line 8, column (c) (see instructions) If (loss), enter -0- in Part I, line 8	}	3	

Part V

Qualification Under Section 4940(e) for Reduced Tax on Net Investment Income

(For optional use by domestic private foundations subject to the section 4940(a) tax on net investment income)

If section 4940(d)(2) applies, leave this part blank

Was the foundation liable for the section 4942 tax on the distributable amount of any year in the base period? ☐ Yes ☒ No

If "Yes," the foundation does not qualify under section 4940(e) Do not complete this part

1 Enter the appropriate amount in each column for each year, see instructions before making any entries

(a) Base period years Calendar year (or tax year beginning in)	(b) Adjusted qualifying distributions	(c) Net value of noncharitable-use assets	(d) Distribution ratio (col (b) divided by col (c))
2013	380,979	7,280,065	0 052332
2012	389,795	7,150,583	0 054512
2011	429,011	8,356,705	0 051337
2010	434,442	8,500,719	0 051107
2009	310,965	7,841,280	0 039657

2	Total of line 1, column (d).	2	0 248945
3	Average distribution ratio for the 5-year base period—divide the total on line 2 by 5, or by the number of years the foundation has been in existence if less than 5 years	3	0 049789
4	Enter the net value of noncharitable-use assets for 2014 from Part X, line 5.	4	7,443,790
5	Multiply line 4 by line 3.	5	370,619
6	Enter 1% of net investment income (1% of Part I, line 27b).	6	3,990
7	Add lines 5 and 6.	7	374,609
8	Enter qualifying distributions from Part XII, line 4.	8	424,967

If line 8 is equal to or greater than line 7, check the box in Part VI, line 1b, and complete that part using a 1% tax rate See
the Part VI instructions

Part VI

Excise Tax Based on Investment Income (Section 4940(a), 4940(b), 4940(e), or 4948—see page 18 of the instructions)

1a		Exempt operating foundations described in section 4940(d)(2), check here <input type="checkbox"/> and enter "N/A" on line 1			
b		Domestic foundations that meet the section 4940(e) requirements in Part V, check here <input checked="" type="checkbox"/> and enter 1% of Part I, line 27b		13,990	
c		All other domestic foundations enter 2% of line 27b. Exempt foreign organizations enter 4% of Part I, line 12, col. (b)			
2		Tax under section 511 (domestic section 4947(a)(1) trusts and taxable foundations only. Others enter -0-)		0	
3		Add lines 1 and 2.		3,990	
4		Subtitle A (income) tax (domestic section 4947(a)(1) trusts and taxable foundations only. Others enter -0-)		0	
5		Tax based on investment income. Subtract line 4 from line 3. If zero or less, enter -0-.		3,990	
6		Credits/Payments			
a		2014 estimated tax payments and 2013 overpayment credited to 2014		6a	3,600
b		Exempt foreign organizations—tax withheld at source		6b	
c		Tax paid with application for extension of time to file (Form 8868)		6c	13,000
d		Backup withholding erroneously withheld		6d	
7		Total credits and payments. Add lines 6a through 6d.		16,600	
8		Enter any penalty for underpayment of estimated tax. Check here <input type="checkbox"/> if Form 2220 is attached.		8	
9		Tax due. If the total of lines 5 and 8 is more than line 7, enter amount owed.		9	
10		Overpayment. If line 7 is more than the total of lines 5 and 8, enter the amount overpaid.		12,610	
11		Enter the amount of line 10 to be credited to 2015 estimated tax. 4,000 Refunded		8,610	

Part VII-A

Statements Regarding Activities

1a		During the tax year, did the foundation attempt to influence any national, state, or local legislation or did it participate or intervene in any political campaign?		1a	Yes	No
b		Did it spend more than \$100 during the year (either directly or indirectly) for political purposes (see Instructions for definition)?		1b		No
		If the answer is "Yes" to 1a or 1b, attach a detailed description of the activities and copies of any materials published or distributed by the foundation in connection with the activities.				
c		Did the foundation file Form 1120-POL for this year?		1c		No
d		Enter the amount (if any) of tax on political expenditures (section 4955) imposed during the year: (1) On the foundation \$ 0 (2) On foundation managers \$ 0				
e		Enter the reimbursement (if any) paid by the foundation during the year for political expenditure tax imposed on foundation managers \$ 0				
2		Has the foundation engaged in any activities that have not previously been reported to the IRS? If "Yes," attach a detailed description of the activities.		2		No
3		Has the foundation made any changes, not previously reported to the IRS, in its governing instrument, articles of incorporation, or bylaws, or other similar instruments? If "Yes," attach a conformed copy of the changes.		3		No
4a		Did the foundation have unrelated business gross income of \$1,000 or more during the year?		4a		No
b		If "Yes," has it filed a tax return on Form 990-T for this year?		4b		
5		Was there a liquidation, termination, dissolution, or substantial contraction during the year? If "Yes," attach the statement required by General Instruction T.		5		No
6		Are the requirements of section 508(e) (relating to sections 4941 through 4945) satisfied either: • By language in the governing instrument, or • By state legislation that effectively amends the governing instrument so that no mandatory directions that conflict with the state law remain in the governing instrument?		6	Yes	
7		Did the foundation have at least \$5,000 in assets at any time during the year? If "Yes," complete Part II, col. (c), and Part XV.		7	Yes	
8a		Enter the states to which the foundation reports or with which it is registered (see instructions): MD				
b		If the answer is "Yes" to line 7, has the foundation furnished a copy of Form 990-PF to the Attorney General (or designate) of each state as required by General Instruction G? If "No," attach explanation.		8b	Yes	
9		Is the foundation claiming status as a private operating foundation within the meaning of section 4942(j)(3) or 4942(j)(5) for calendar year 2014 or the taxable year beginning in 2014 (see instructions for Part XIV)? If "Yes," complete Part XIV		9		No
10		Did any persons become substantial contributors during the tax year? If "Yes," attach a schedule listing their names and addresses.		10		No

Part VII-A

Statements Regarding Activities (continued)

11	At any time during the year, did the foundation, directly or indirectly, own a controlled entity within the meaning of section 512(b)(13)? If "Yes," attach schedule (see instructions).	11		No
12	Did the foundation make a distribution to a donor advised fund over which the foundation or a disqualified person had advisory privileges? If "Yes," attach statement (see instructions)	12		No
13	Did the foundation comply with the public inspection requirements for its annual returns and exemption application?	13	Yes	
Website address N/A				
14	The books are in care of SNYDER COHN PC Telephone no (301) 652-6700 Located at 11200 ROCKVILLE PIKE SUITE 415 NORTH BETHESDA MD ZIP +4 20852			
15	Section 4947(a)(1) nonexempt charitable trusts filing Form 990-PF in lieu of Form 1041 —Check here and enter the amount of tax-exempt interest received or accrued during the year.	15		
16	At any time during calendar year 2014, did the foundation have an interest in or a signature or other authority over a bank, securities, or other financial account in a foreign country?	16	Yes	No
See instructions for exceptions and filing requirements for FinCEN Form 114, Report of Foreign Bank and Financial Accounts (FBAR) If "Yes", enter the name of the foreign country				

Part VII-B

Statements Regarding Activities for Which Form 4720 May Be Required

File Form 4720 if any item is checked in the "Yes" column, unless an exception applies.			Yes	No
1a	During the year did the foundation (either directly or indirectly) (1) Engage in the sale or exchange, or leasing of property with a disqualified person? Yes No (2) Borrow money from, lend money to, or otherwise extend credit to (or accept it from) a disqualified person?. Yes No (3) Furnish goods, services, or facilities to (or accept them from) a disqualified person? Yes No (4) Pay compensation to, or pay or reimburse the expenses of, a disqualified person? Yes No (5) Transfer any income or assets to a disqualified person (or make any of either available for the benefit or use of a disqualified person)?. Yes No (6) Agree to pay money or property to a government official? (Exception. Check "No" if the foundation agreed to make a grant to or to employ the official for a period after termination of government service, if terminating within 90 days). Yes No			
b	If any answer is "Yes" to 1a(1)–(6), did any of the acts fail to qualify under the exceptions described in Regulations section 53.4941(d)-3 or in a current notice regarding disaster assistance (see instructions)? Organizations relying on a current notice regarding disaster assistance check here.	1b		
c	Did the foundation engage in a prior year in any of the acts described in 1a, other than excepted acts, that were not corrected before the first day of the tax year beginning in 2014?.	1c		No
2	Taxes on failure to distribute income (section 4942) (does not apply for years the foundation was a private operating foundation defined in section 4942(j)(3) or 4942(j)(5))			
a	At the end of tax year 2014, did the foundation have any undistributed income (lines 6d and 6e, Part XIII) for tax year(s) beginning before 2014?. If "Yes," list the years 20 , 20 , 20 , 20			
b	Are there any years listed in 2a for which the foundation is not applying the provisions of section 4942(a)(2) (relating to incorrect valuation of assets) to the year's undistributed income? (If applying section 4942(a)(2) to all years listed, answer "No" and attach statement—see instructions).	2b		
c	If the provisions of section 4942(a)(2) are being applied to any of the years listed in 2a, list the years here 20 , 20 , 20 , 20			
3a	Did the foundation hold more than a 2% direct or indirect interest in any business enterprise at any time during the year?. Yes No			
b	If "Yes," did it have excess business holdings in 2014 as a result of (1) any purchase by the foundation or disqualified persons after May 26, 1969, (2) the lapse of the 5-year period (or longer period approved by the Commissioner under section 4943(c)(7)) to dispose of holdings acquired by gift or bequest, or (3) the lapse of the 10-, 15-, or 20-year first phase holding period? (Use Schedule C, Form 4720, to determine if the foundation had excess business holdings in 2014.).	3b		
4a	Did the foundation invest during the year any amount in a manner that would jeopardize its charitable purposes?	4a		No
b	Did the foundation make any investment in a prior year (but after December 31, 1969) that could jeopardize its charitable purpose that had not been removed from jeopardy before the first day of the tax year beginning in 2014?	4b		No

Part VII-B

Statements Regarding Activities for Which Form 4720 May Be Required (continued)

5a	During the year did the foundation pay or incur any amount to			
	(1) Carry on propaganda, or otherwise attempt to influence legislation (section 4945(e))?	<input type="checkbox"/> Yes <input checked="" type="checkbox"/> No		
	(2) Influence the outcome of any specific public election (see section 4955), or to carry on, directly or indirectly, any voter registration drive?	<input type="checkbox"/> Yes <input checked="" type="checkbox"/> No		
	(3) Provide a grant to an individual for travel, study, or other similar purposes?	<input type="checkbox"/> Yes <input checked="" type="checkbox"/> No		
	(4) Provide a grant to an organization other than a charitable, etc , organization described in section 4945(d)(4)(A)? (see instructions).	<input type="checkbox"/> Yes <input checked="" type="checkbox"/> No		
	(5) Provide for any purpose other than religious, charitable, scientific, literary, or educational purposes, or for the prevention of cruelty to children or animals?	<input type="checkbox"/> Yes <input checked="" type="checkbox"/> No		
b	If any answer is "Yes" to 5a(1)–(5), did any of the transactions fail to qualify under the exceptions described in Regulations section 53.4945 or in a current notice regarding disaster assistance (see instructions)?	5b		
	Organizations relying on a current notice regarding disaster assistance check here.	<input checked="" type="checkbox"/>		
c	If the answer is "Yes" to question 5a(4), does the foundation claim exemption from the tax because it maintained expenditure responsibility for the grant?	<input type="checkbox"/> Yes <input type="checkbox"/> No		
	If "Yes," attach the statement required by Regulations section 53.4945–5(d).			
6a	Did the foundation, during the year, receive any funds, directly or indirectly, to pay premiums on a personal benefit contract?	<input type="checkbox"/> Yes <input checked="" type="checkbox"/> No		
b	Did the foundation, during the year, pay premiums, directly or indirectly, on a personal benefit contract?	6b		No
	If "Yes" to 6b, file Form 8870.			
7a	At any time during the tax year, was the foundation a party to a prohibited tax shelter transaction?	<input type="checkbox"/> Yes <input checked="" type="checkbox"/> No		
b	If yes, did the foundation receive any proceeds or have any net income attributable to the transaction?	7b		

Part VIII

Information About Officers, Directors, Trustees, Foundation Managers, Highly Paid Employees, and Contractors

1 List all officers, directors, trustees, foundation managers and their compensation (see instructions).				
(a) Name and address	(b) Title, and average hours per week devoted to position	(c) Compensation (If not paid, enter -0-)	(d) Contributions to employee benefit plans and deferred compensation	(e) Expense account, other allowances
JACQUES J GORLIN 3134 N ORCHARD STREET CHICAGO,IL 60657	DIRECTOR 40 00	0	0	0
SUSAN J GORLIN 3134 N ORCHARD STREET CHICAGO,IL 60657	DIRECTOR 0 00	0	0	0
DAVID J BUTLER C/O BINGHAM MCCUTCHEN LLP 2020 K STREET NW WASHINGTON,DC 20006	DIRECTOR 0 00	0	0	0
2 Compensation of five highest-paid employees (other than those included on line 1—see instructions). If none, enter "NONE."				
(a) Name and address of each employee paid more than \$50,000	(b) Title, and average hours per week devoted to position	(c) Compensation	(d) Contributions to employee benefit plans and deferred compensation	(e) Expense account, other allowances
NONE				
Total number of other employees paid over \$50,000.				0

Part VIII

Information About Officers, Directors, Trustees, Foundation Managers, Highly Paid Employees, and Contractors (continued)

3 Five highest-paid independent contractors for professional services (see instructions). If none, enter "NONE".		
(a) Name and address of each person paid more than \$50,000	(b) Type of service	(c) Compensation
GORLIN CONSULTING LLC 3131 N ORCHARD SUITE 101 CHICAGO,IL 60657	CONSULTING	130,000
Total number of others receiving over \$50,000 for professional services.		0

Part IX-A

Summary of Direct Charitable Activities

List the foundation's four largest direct charitable activities during the tax year. Include relevant statistical information such as the number of organizations and other beneficiaries served, conferences convened, research papers produced, etc	Expenses
1	
2	
3	
4	

Part IX-B

Summary of Program-Related Investments (see instructions)

Describe the two largest program-related investments made by the foundation during the tax year on lines 1 and 2	Amount
1	
2	
All other program-related investments. See instructions.	
3	
Total. Add lines 1 through 3.	0

Part X

Minimum Investment Return (All domestic foundations must complete this part. Foreign foundations, see instructions.)

1	Fair market value of assets not used (or held for use) directly in carrying out charitable, etc , purposes		
a	Average monthly fair market value of securities.	1a	7,068,377
b	Average of monthly cash balances.	1b	70,076
c	Fair market value of all other assets (see instructions).	1c	418,694
d	Total (add lines 1a, b, and c).	1d	7,557,147
e	Reduction claimed for blockage or other factors reported on lines 1a and 1c (attach detailed explanation).	1e	0
2	Acquisition indebtedness applicable to line 1 assets.	2	0
3	Subtract line 2 from line 1d.	3	7,557,147
4	Cash deemed held for charitable activities Enter 1 1/2% of line 3 (for greater amount, see instructions).	4	113,357
5	Net value of noncharitable-use assets. Subtract line 4 from line 3 Enter here and on Part V, line 4	5	7,443,790
6	Minimum investment return. Enter 5% of line 5.	6	372,190

Part XI

Distributable Amount (see instructions) (Section 4942(j)(3) and (j)(5) private operating foundations and certain foreign organizations check here ☐ and do not complete this part.)

1	Minimum investment return from Part X, line 6.	1	372,190
2a	Tax on investment income for 2014 from Part VI, line 5.	2a	3,990
b	Income tax for 2014 (This does not include the tax from Part VI).	2b	
c	Add lines 2a and 2b.	2c	3,990
3	Distributable amount before adjustments Subtract line 2c from line 1.	3	368,200
4	Recoveries of amounts treated as qualifying distributions.	4	0
5	Add lines 3 and 4.	5	368,200
6	Deduction from distributable amount (see instructions).	6	0
7	Distributable amount as adjusted Subtract line 6 from line 5 Enter here and on Part XIII, line 1.	7	368,200

Part XII

Qualifying Distributions (see instructions)

1	Amounts paid (including administrative expenses) to accomplish charitable, etc , purposes		
a	Expenses, contributions, gifts, etc —total from Part I, column (d), line 26.	1a	424,967
b	Program-related investments—total from Part IX-B.	1b	0
2	Amounts paid to acquire assets used (or held for use) directly in carrying out charitable, etc , purposes.	2	
3	Amounts set aside for specific charitable projects that satisfy the		
a	Suitability test (prior IRS approval required).	3a	
b	Cash distribution test (attach the required schedule).	3b	
4	Qualifying distributions. Add lines 1a through 3b Enter here and on Part V, line 8, and Part XIII, line 4	4	424,967
5	Foundations that qualify under section 4940(e) for the reduced rate of tax on net investment income Enter 1% of Part I, line 27b (see instructions).	5	3,990
6	Adjusted qualifying distributions. Subtract line 5 from line 4.	6	420,977
Note: The amount on line 6 will be used in Part V, column (b), in subsequent years when calculating whether the foundation qualifies for the section 4940(e) reduction of tax in those years			

Part XIII

Undistributed Income (see instructions)

	(a) Corpus	(b) Years prior to 2013	(c) 2013	(d) 2014
1 Distributable amount for 2014 from Part XI, line 7				368,200
2 Undistributed income, if any, as of the end of 2014				
a Enter amount for 2013 only.			284,240	
b Total for prior years 20__, 20__, 20__		0		
3 Excess distributions carryover, if any, to 2014				
a From 2009.				
b From 2010.				
c From 2011.				
d From 2012.				
e From 2013.				
f Total of lines 3a through e.	0			
4 Qualifying distributions for 2014 from Part XII, line 4 ▶ \$ 424,967				
a Applied to 2013, but not more than line 2a			284,240	
b Applied to undistributed income of prior years (Election required—see instructions).		0		
c Treated as distributions out of corpus (Election required—see instructions).	0			
d Applied to 2014 distributable amount.				140,727
e Remaining amount distributed out of corpus	0			
5 Excess distributions carryover applied to 2014 (If an amount appears in column (d), the same amount must be shown in column (a).)	0			0
6 Enter the net total of each column as indicated below:				
a Corpus Add lines 3f, 4c, and 4e Subtract line 5	0			
b Prior years' undistributed income Subtract line 4b from line 2b.		0		
c Enter the amount of prior years' undistributed income for which a notice of deficiency has been issued, or on which the section 4942(a) tax has been previously assessed.			0	
d Subtract line 6c from line 6b Taxable amount—see instructions		0		
e Undistributed income for 2013 Subtract line 4a from line 2a Taxable amount—see instructions				0
f Undistributed income for 2014 Subtract lines 4d and 5 from line 1 This amount must be distributed in 2015				227,473
7 Amounts treated as distributions out of corpus to satisfy requirements imposed by section 170(b)(1)(F) or 4942(g)(3) (Election may be required - see instructions).	0			
8 Excess distributions carryover from 2009 not applied on line 5 or line 7 (see instructions). . . .	0			
9 Excess distributions carryover to 2015. Subtract lines 7 and 8 from line 6a	0			
10 Analysis of line 9				
a Excess from 2010. . . .				
b Excess from 2011. . . .				
c Excess from 2012. . . .				
d Excess from 2013. . . .				
e Excess from 2014. . . .				

Part XIVPrivate Operating Foundations (see instructions and Part VII-A, question 9)

1a

If the foundation has received a ruling or determination letter that it is a private operating foundation, and the ruling is effective for 2014, enter the date of the ruling.

b

Check box to indicate whether the organization is a private operating foundation described in section 4942(j)(3) or 4942(j)(5)

☐ 4942(j)(3) or ☐ 4942(j)(5)

2a	Enter the lesser of the adjusted net income from Part I or the minimum investment return from Part X for each year listed.	Tax year	Prior 3 years			(e) Total
		(a) 2014	(b) 2013	(c) 2012	(d) 2011	
b	85% of line 2a					
c	Qualifying distributions from Part XII, line 4 for each year listed.					
d	Amounts included in line 2c not used directly for active conduct of exempt activities.					
e	Qualifying distributions made directly for active conduct of exempt activities. Subtract line 2d from line 2c.					
3	Complete 3a, b, or c for the alternative test relied upon					
a	"Assets" alternative test—enter					
	(1) Value of all assets					
	(2) Value of assets qualifying under section 4942(j)(3)(B)(i)					
b	"Endowment" alternative test— enter 2/3 of minimum investment return shown in Part X, line 6 for each year listed.					
c	"Support" alternative test—enter					
	(1) Total support other than gross investment income (interest, dividends, rents, payments on securities loans (section 512(a)(5)), or royalties).					
	(2) Support from general public and 5 or more exempt organizations as provided in section 4942(j)(3)(B)(iii).					
	(3) Largest amount of support from an exempt organization					
	(4) Gross investment income					

Part XVSupplementary Information (Complete this part only if the organization had \$5,000 or more in assets at any time during the year—see instructions.)

1

Information Regarding Foundation Managers:

a

List any managers of the foundation who have contributed more than 2% of the total contributions received by the foundation before the close of any tax year (but only if they have contributed more than \$5,000) (See section 507(d)(2))

b

List any managers of the foundation who own 10% or more of the stock of a corporation (or an equally large portion of the ownership of a partnership or other entity) of which the foundation has a 10% or greater interest

2

Information Regarding Contribution, Grant, Gift, Loan, Scholarship, etc., Programs:

Check here ☒ if the foundation only makes contributions to preselected charitable organizations and does not accept unsolicited requests for funds. If the foundation makes gifts, grants, etc. (see instructions) to individuals or organizations under other conditions, complete items 2a, b, c, and d.

a

The name, address, and telephone number or email address of the person to whom applications should be addressed

b

The form in which applications should be submitted and information and materials they should include

c

Any submission deadlines

d

Any restrictions or limitations on awards, such as by geographical areas, charitable fields, kinds of institutions, or other factors

Part XV

Supplementary Information (continued)

3 Grants and Contributions Paid During the Year or Approved for Future Payment

Recipient	If recipient is an individual, show any relationship to any foundation manager or substantial contributor	Foundation status of recipient	Purpose of grant or contribution	Amount
Name and address (home or business)				
a Paid during the year See Additional Data Table				
Total			3a	343,950
b Approved for future payment				
Total			3b	0

Enter gross amounts unless otherwise indicated

Part XVI-B Relationship of Activities to the Accomplishment of Exempt Purposes

Form **990-PF** (2014)

Did the organization directly or indirectly engage in any of the following with any other organization described in section 501(c) of the Code (other than section 501(c)(3) organizations) or in section 527, relating to political organizations?

Yes	No
-----	----

No

a Transfers from the reporting foundation to a noncharitable exempt organization of

(1) Cash.

1a(1)

No

(2) Other assets.

1a(2)

No

b Other transactions

(1) Sales of assets to a noncharitable exempt organization.

1b(1)

No

(2) Purchases of assets from a noncharitable exempt organization.

1b(2)

No

(3) Rental of facilities, equipment, or other assets.

1b(3)

No

(4) Reimbursement arrangements.

1b(4)

No

(5) Loans or loan guarantees.

1b(5)

No

(6) Performance of services or membership or fundraising solicitations.

1b(6)

No

c Sharing of facilities, equipment, mailing lists, other assets, or paid employees.

1c

No

d If the answer to any of the above is "Yes," complete the following schedule. Column **(b)** should always show the fair market value of the goods, other assets, or services given by the reporting foundation. If the foundation received less than fair market value in any transaction or sharing arrangement, show in column **(d)** the value of the goods, other assets, or services received.

2a Is the foundation directly or indirectly affiliated with, or related to, one or more tax-exempt organizations described in section 501(c) of the Code (other than section 501(c)(3)) or in section 527? . . . ☐ Yes ☒ No




☒ Yes

☒ No

b If "Yes," complete the following schedule

Under penalties of perjury, I declare that I have examined this return, including accompanying schedules and statements, and to the best of my knowledge and belief, it is true, correct, and complete. Declaration of preparer (other than taxpayer) is based on all information of which preparer has any knowledge.

Sign Here


Signature of officer or trustee
 Date
 Title

May the IRS discuss this return with the preparer shown below (see instr)? ☒ Yes ☐ No

May the IRS discuss this return with the preparer shown below
(see instr)? ☒ Yes ☐ No

☒ Yes ☐ NoForm **990-PF** (2014)

Form 990PF Part XV Line 3 - Grants and Contributions Paid During the Year or Approved for Future Payment

Recipient	If recipient is an individual, show any relationship to any foundation manager or substantial contributor	Foundation status of recipient	Purpose of grant or contribution	Amount
Name and address (home or business)				
a Paid during the year				
AMERICAN FRIENDS OF ITIM 5508 HUNTINGTON PKWY BETHESDA,MD 20814	NONE	PUBLIC CHARITY	PLURALISM	5,000
AMERICAN FRIENDS OF THE ISRAEL FREE LOAN ASSN INC 140 RIVERSIDE DRIVE APT 4G NEWYORK,NY 10024	NONE	PUBLIC CHARITY	COMMUNITY	7,500
BIKUR CHOLIM OF GREATER WASHINGTON PO BOX 707 SILVER SPRING,MD 20918	NONE	PUBLIC CHARITY	COMMUNITY	7,500
CENTRAL FUND OF ISRAEL 980 AVE OF THE AMERICAS FRNT 3 NEWYORK,NY 10018	NONE	PUBLIC CHARITY	EDUCATION	11,000
CHICAGO JEWISH DAY SCHOOL 5959 NORTH SHERIDAN ROAD CHICAGO,IL 60660	NONE	PUBLIC CHARITY	EDUCATION	10,000
FRIENDS FOR THE INSTITUTE FOR ZIONIST STRATEGIES 170 53 STREET BROOKLYN,NY 11232	NONE	PUBLIC CHARITY	GENERAL	5,000
FRIENDS OF ELNET 400 SKOKIE BLVD SUITE 800 NORTHBROOK,IL 60062	NONE	PUBLIC CHARITY	GENERAL	10,000
FRIENDS OF YEMIN ORDE 12230 WILKINS AVE ROCKVILLE,MD 20852	NONE	PUBLIC CHARITY	COMMUNITY	5,000
GESHER FOUNDATION OF AMERICA 520 8TH AVE 1500 NEWYORK,NY 10018	NONE	PUBLIC CHARITY	EDUCATION	15,000
HONEST REPORTING 10024 SKOKIE BLVD SUITE 201 SKOKIE,IL 60077	NONE	PUBLIC CHARITY	GENERAL	10,000
JEWISH COMMUNITY RELATIONS COUNCIL 6101 MONTROSE ROAD SUITE 205 ROCKVILLE,MD 20852	NONE	PUBLIC CHARITY	GENERAL	5,000
JEWISH FEDERATION OF GREATER WASHINGTON 6101 MONTROSE RD ROCKVILLE,MD 20852	NONE	PUBLIC CHARITY	COMMUNITY	18,000
JEWISH FUNDERS NETWORK 150 WEST 30TH STREETSUITE 900 NEWYORK,NY 10001	NONE	PUBLIC CHARITY	GENERAL	850
JEWISH NATIONAL FUND 42 EAST 69TH STREET NEWYORK,NY 10021	NONE	PUBLIC CHARITY	GENERAL	7,500
FRIENDS OF THE JERUSALEM COLLEGE OF TECHNOLOGY PO BOX 1703 NEWYORK,NY 10150	NONE	PUBLIC CHARITY	COMMUNITY	5,000
Total  3a				343,950

Form 990PF Part XV Line 3 - Grants and Contributions Paid During the Year or Approved for Future Payment

Recipient	If recipient is an individual, show any relationship to any foundation manager or substantial contributor	Foundation status of recipient	Purpose of grant or contribution	Amount
Name and address (home or business)				
a Paid during the year				
KEMP MILL SYNAGOGUE 11910 KEMP MILL ROAD SILVER SPRING,MD 20902	NONE	PUBLIC CHARITY	COMMUNITY	3,600
MARYLAND HILLEL 7612 MOWATT LANE COLLEGE PARK,MD 20740	NONE	PUBLIC CHARITY	EDUCATION	20,000
MELVIN JBERMAN HEBREW ACADEMY 13300 ARCTIC AVENUE ROCKVILLE,MD 20853	NONE	PUBLIC CHARITY	EDUCATION	30,000
MY JEWISH LEARNINGCOM 377 FIFTH AVENUE 2ND FLOOR NEWYORK,NY 10016	NONE	PUBLIC CHARITY	EDUCATION	7,500
PEF ISRAEL ENDOWMENT FUNDS 317 MADISON AVENUE SUITE 607 NEWYORK,NY 10017	NONE	PUBLIC CHARITY	PLURALISM	87,500
PRESENTENSE GROUP INC 131 WEST 86TH STREET 7TH FLOOR ROOM 2 NEWYORK,NY 10024	NONE	PUBLIC CHARITY	COMMUNITY	5,000
SHARSHERET 1086 TEANECK ROAD SUITE 3A TEANECK,NJ 07666	NONE	PUBLIC CHARITY	COMMUNITY	18,000
YESHIVAT CHOVEVEI TORAH RABBINICAL SCHOOL 3700 HENRY HUDSON PARKWAY EAST 2 BROX,NY 10463	NONE	PUBLIC CHARITY	EDUCATION	5,000
THE ISRAEL PROJECT 2020 K STREET NW SUITE 7600 WASHINGTON,DC 20006	NONE	PUBLIC CHARITY	GENERAL	5,000
YESHIVAT MA'ALE GILBOA USA INC 27 W86TH STREET 11TH FL NEWYORK,NY 10024	NONE	PUBLIC CHARITY	PLURALISM	20,000
YESHIVA UNIVERSITY 500 W 185TH ST NEWYORK,NY 10033	NONE	PUBLIC CHARITY	EDUCATION	10,000
JEWISH FEDERATIONS OF NORTH AMERICA 25 BROADWAY 17TH FLOOR NEWYORK,NY 10004	NONE	PUBLIC CHARITY	GENERAL	10,000
Total ▶ 3a				343,950

TY 2014 Accounting Fees Schedule

Name: GORLIN FAMILY FOUNDATION

EIN: 26-0874184

Category	Amount	Net Investment Income	Adjusted Net Income	Disbursements for Charitable Purposes
ACCOUNTING	7,500	3,750		3,750

**TY 2014 Investments Corporate
Stock Schedule****Name:** GORLIN FAMILY FOUNDATION**EIN:** 26-0874184

Name of Stock	End of Year Book Value	End of Year Fair Market Value
INVESTMENTS IN SECURITIES	6,465,320	6,937,298

TY 2014 Other Expenses Schedule**Name:** GORLIN FAMILY FOUNDATION**EIN:** 26-0874184

Description	Revenue and Expenses per Books	Net Investment Income	Adjusted Net Income	Disbursements for Charitable Purposes
LICENSES & FEES	402	201		201
MANAGEMENT FEES	19,887	9,943		9,944
BANK CHARGES	242	121		121

TY 2014 Other Professional Fees Schedule

Name: GORLIN FAMILY FOUNDATION

EIN: 26-0874184

Category	Amount	Net Investment Income	Adjusted Net Income	Disbursements for Charitable Purposes
CONSULTING	130,000	65,000		65,000

TY 2014 Taxes Schedule**Name:** GORLIN FAMILY FOUNDATION**EIN:** 26-0874184

Category	Amount	Net Investment Income	Adjusted Net Income	Disbursements for Charitable Purposes
FOREIGN TAXES PAID	1,301	650		651
EXCISE TAXES PAID	4,625	0		0

Capital Gains Report

GORLIN FAMILY FOUNDATION (Account 888-40152)

January 1, 2014 - December 31, 2014

Open Date	Close Date	Quantity Description	Sale Price	Unit Cost	Total Proceeds	Total Cost	Gain or Loss
SHORT-TERM							
03/22/2013	01/17/2014	100 MARATHON PETROLEUM CORP	86 00	91 27	8,599 65	9,126 53	(526 88)
05/07/2013	01/17/2014	75 MARATHON PETROLEUM CORP	86 00	80 75	6,449 74	6,055 98	393 76
02/08/2013	01/29/2014	125 PATTERSON COS INC	40 05	37 25	5,006 75	4,655 63	351 12
05/21/2013	01/29/2014	75 PATTERSON COS INC	40 05	39 12	3,004 05	2,934 28	69 77
03/15/2013	01/31/2014	145 ILLINOIS TOOL WORKS	79 11	61 47	11,470 91	8,912 69	2,558 22
05/07/2013	01/31/2014	50 ILLINOIS TOOL WORKS	79 11	66 49	3,955 48	3,324 40	631 08
03/22/2013	02/03/2014	50 CELGENE CORP	151 54	112 75	7,577 18	5,637 30	1,939 88
12/10/2013	02/03/2014	15 CELGENE CORP	151 54	169 86	2,273 16	2,547 94	(274 78)
04/03/2013	02/03/2014	30 INTL BUSINESS MACHINES CORP	174 41	213 98	5,232 31	6,419 54	(1,187 23)
03/18/2013	02/07/2014	15 WW GRAINGER INC	234 08	224 00	3,511 23	3,359 99	151 24
03/15/2013	02/10/2014	25 ***EVEREST RE GROUP LTD	139 58	129 21	3,489 42	3,230 14	259 28
02/15/2013	02/14/2014	175 ***AMDOCS LTD	44 05	36 11	7,708 31	6,319 83	1,388 48
04/01/2013	02/14/2014	50 CHUBB CORP	85 79	87 34	4,289 72	4,366 83	(77 11)
05/17/2013	02/20/2014	100 KINDER MORGAN INC	33 13	40 17	3,312 69	4,017 38	(704 69)
02/25/2013	02/20/2014	50 NOBLE ENERGY INC	66 72	55 03	3,335 82	2,751 62	584 20
03/18/2013	02/20/2014	10 WW GRAINGER INC	248 56	224 00	2,485 59	2,239 99	245 60
05/24/2013	02/20/2014	5 WW GRAINGER INC	248 56	258 12	1,242 79	1,290 60	(47 81)
05/01/2013	02/24/2014	25 ALLERGAN INC	124 73	99 54	3,118 15	2,488 53	629 62
05/24/2013	02/25/2014	15 WW GRAINGER INC	251 30	258 12	3,769 46	3,871 80	(102 34)
11/22/2013	02/25/2014	10 WW GRAINGER INC	251 30	255 90	2,512 98	2,558 98	(46 00)
12/04/2013	02/26/2014	225 GENERAL MOTORS CO	36 73	39 19	8,265 22	8,818 00	(552 78)
06/03/2013	03/07/2014	125 PULTE GROUP INC	20 30	20 93	2,537 44	2,615 73	(78 29)
09/23/2013	03/27/2014	25 PARKER HANNIFIN CORP	118 03	106 51	2,950 84	2,662 76	288 08
09/23/2013	04/07/2014	25 PARKER HANNIFIN CORP	119 12	106 51	2,978 00	2,662 76	315 24
10/09/2013	04/08/2014	100 VERISK ANALYTICS INC-CL A	58 91	64 92	5,890 81	6,492 07	(601 26)
02/11/2014	04/08/2014	50 VERISK ANALYTICS INC-CL A	58 91	62 70	2,945 41	3,134 81	(189 40)
06/17/2013	04/10/2014	100 CBS CORP-CLASS B NON VOTING	61 45	47 80	6,145 11	4,780 12	1,364 99
04/10/2013	04/10/2014	2 PRICELINE GROUP INC/THE	1,185 88	718 54	2,371 75	1,437 07	934 68
05/01/2013	04/17/2014	25 ALLERGAN INC	133 63	99 54	3,340 81	2,488 53	852 28
04/23/2013	04/22/2014	50 COSTCO WHOLESALE CORP	113 89	106 92	5,694 25	5,346 19	348 06
10/30/2013	04/23/2014	50 HASBRO INC	54 94	52 38	2,747 03	2,618 79	128 24
07/11/2013	04/24/2014	325 REGAL ENTERTAINMENT GROUP-A	19 01	19 15	6,178 58	6,223 36	(44 78)

Capital Gains Report

GORLIN FAMILY FOUNDATION (Account 888-40152)

January 1, 2014 - December 31, 2014

Open Date	Close Date	Quantity Description	Sale Price	Unit Cost	Total Proceeds	Total Cost	Gain or Loss
01/27/2014	04/28/2014	175 FISERV INC	56 38	56 32	9,865 78	9,856 60	9 18
05/01/2013	04/29/2014	20 ALLERGAN INC	166 14	99 54	3,322 71	1,990 82	1,331 89
06/17/2013	05/01/2014	175 CBS CORP-CLASS B NON VOTING	57 77	47 80	10,109 65	8,365 21	1,744 44
07/16/2013	05/01/2014	50 CBS CORP-CLASS B NON VOTING	57 77	52 91	2,888 47	2,645 35	243 12
05/16/2013	05/02/2014	10 ALLERGAN INC	169 26	100 95	1,692 60	1,009 49	683 11
04/17/2014	05/20/2014	350 NAVIENT CORP	16 00	16 76	5,600 21	5,864 46	(264 25)
07/08/2013	05/30/2014	225 GENWORTH FINANCIAL INC-CL A	16 99	12 28	3,823 47	2,763 43	1,060 04
11/18/2013	06/05/2014	50 FEDEX CORP	143 09	137 38	7,154 46	6,869 00	285 46
11/22/2013	06/10/2014	25 MEAD JOHNSON NUTRITION CO	87 72	83 84	2,193 12	2,095 98	97 14
04/25/2014	06/13/2014	50 HEALTH NET INC	40 15	33 71	2,007 62	1,685 43	322 19
02/27/2014	06/19/2014	50 EBAY INC	49 60	58 72	2,479 89	2,935 91	(456 02)
03/28/2014	06/19/2014	5 INTUITIVE SURGICAL INC	402 43	434 81	2,012 14	2,174 05	(161 91)
12/03/2013	06/19/2014	25 NIKE INC -CL B	75 30	79 02	1,882 47	1,975 38	(92 91)
10/18/2013	06/23/2014	25 HESS CORP	98 26	83 66	2,456 40	2,091 39	365 01
08/26/2013	06/23/2014	50 LINCOLN NATIONAL CORP	52 04	44 18	2,602 16	2,209 22	392 94
11/22/2013	06/23/2014	25 MEAD JOHNSON NUTRITION CO	92 94	83 84	2,323 49	2,095 97	227 52
09/13/2013	06/23/2014	25 OCCIDENTAL PETROLEUM CORP	105 09	91 03	2,627 33	2,275 76	351 57
05/01/2014	06/24/2014	25 VERTEX PHARMACEUTICALS INC	93 30	69 01	2,332 61	1,725 23	607 38
02/25/2014	06/26/2014	25 F5 NETWORKS INC	107 33	110 04	2,683 16	2,750 93	(67 77)
10/15/2013	06/26/2014	350 GANNETT CO	30 75	26 31	10,762 50	9,207 38	1,555 12
10/30/2013	07/14/2014	75 HASBRO INC	54 33	52 38	4,075 10	3,928 19	146 91
02/05/2014	07/14/2014	50 HERSHEY CO/THE	95 09	100 53	4,754 30	5,026 34	(272 04)
02/03/2014	07/15/2014	25 LORILLARD INC	62 38	48 40	1,559 49	1,210 00	349 49
02/27/2014	07/24/2014	150 EBAY INC	53 29	58 72	7,993 71	8,807 71	(814 00)
05/07/2014	07/24/2014	25 EBAY INC	53 29	50 23	1,332 29	1,255 81	76 48
09/23/2013	07/29/2014	75 PARKER HANNIFIN CORP	119 05	106 51	8,928 89	7,988 29	940 60
04/25/2014	08/04/2014	150 MONDELEZ INTERNATIONAL-W/I	36 37	35 31	5,456 01	5,296 77	159 24
10/18/2013	08/07/2014	25 HESS CORP	97 89	83 66	2,447 13	2,091 39	355 74
11/22/2013	08/27/2014	50 MEAD JOHNSON NUTRITION CO	94 98	83 84	4,748 93	4,191 95	556 98
10/25/2013	09/03/2014	25 LINCOLN NATIONAL CORP	55 19	44 80	1,379 82	1,120 00	259 82
04/11/2014	09/08/2014	50 UNITED TECHNOLOGIES CORP	108 71	114 84	5,435 55	5,741 90	(306 35)
06/25/2014	09/08/2014	25 UNITED TECHNOLOGIES CORP	108 71	115 97	2,717 78	2,899 24	(181 46)
02/05/2014	09/11/2014	25 HERSHEY CO/THE	92 08	100 53	2,302 07	2,513 17	(211 10)

Capital Gains Report

GORLIN FAMILY FOUNDATION (Account 888-40152)

January 1, 2014 - December 31, 2014

Open Date	Close Date	Quantity	Description	Sale Price	Unit Cost	Total Proceeds	Total Cost	Gain or Loss
02/14/2014	09/11/2014	75	HERSHEY CO/THE	92 08	104 83	6,906 20	7,862 15	(955 95)
02/21/2014	09/15/2014	50	DOW CHEMICAL CO/THE	53 23	47 22	2,661 50	2,360 83	300 67
02/11/2014	09/19/2014	50	MONSTER BEVERAGE CORP	90 47	72 71	4,523 66	3,635 41	888 25
03/25/2014	09/26/2014	50	LINEAR TECHNOLOGY CORP	44 04	48 69	2,201 82	2,434 46	(232 64)
02/03/2014	09/30/2014	100	LORILLARD INC	60 08	48 40	6,007 58	4,840 00	1,167 58
07/23/2014	10/02/2014	45	***COPA HOLDINGS SA-CLASS A	107 80	156 55	4,850 99	7,044 68	(2,193 69)
09/08/2014	10/03/2014	75	CBS CORP-CLASS B NON VOTING	52 74	59 04	3,955 79	4,427 77	(471 98)
09/04/2014	10/13/2014	225	DISCOVERY COMMUNICATION-A	34 30	43 59	7,717 52	9,806 94	(2,089 42)
03/25/2014	10/15/2014	75	LINEAR TECHNOLOGY CORP	38 45	48 69	2,883 87	3,651 70	(767 83)
04/21/2014	10/15/2014	125	LINEAR TECHNOLOGY CORP	38 45	46 35	4,806 45	5,793 16	(986 71)
05/02/2014	10/15/2014	50	LINEAR TECHNOLOGY CORP	38 45	45 02	1,922 58	2,250 96	(328 38)
05/20/2014	10/15/2014	100	LINEAR TECHNOLOGY CORP	38 45	44 78	3,845 16	4,477 94	(632 78)
06/16/2014	10/17/2014	75	HALLIBURTON CO	52 69	67 28	3,951 87	5,045 88	(1,094 01)
03/05/2014	10/20/2014	250	TWENTY-FIRST CENTURY FOX-A	32 67	33 97	8,166 78	8,492 13	(325 35)
09/02/2014	10/20/2014	75	TWENTY-FIRST CENTURY FOX-A	32 67	35 76	2,450 03	2,681 99	(231 96)
06/06/2014	10/22/2014	50	EOG RESOURCES INC	94 00	109 14	4,699 91	5,457 25	(757 34)
06/25/2014	10/22/2014	25	EOG RESOURCES INC	94 00	115 65	2,349 96	2,891 15	(541 19)
05/07/2014	10/24/2014	25	SERVICENOW INC	65 95	47 25	1,648 69	1,181 28	467 41
02/25/2014	11/14/2014	16	F5 NETWORKS INC	128 57	110 04	2,057 19	1,760 60	296 59
11/15/2013	11/14/2014	25	LINCOLN NATIONAL CORP	56 21	49 79	1,405 32	1,244 78	160 54
12/05/2013	11/19/2014	25	ASSURANT INC	67 70	63 55	1,692 60	1,588 85	103 75
03/28/2014	11/19/2014	4	INTUITIVE SURGICAL INC	512 84	434 81	2,051 36	1,739 24	312 12
02/04/2014	11/25/2014	322	OFFICE DEPOT INC	6 64	4 88	2,137 15	1,570 72	566 43
07/11/2014	12/01/2014	2,131 548	ALLIANCEBERNSTEIN GLOBAL BOND	8 59	8 48	18,310 00	18,075 53	234 47
12/05/2013	12/01/2014	7	ASSURANT INC	67 47	63 55	472 32	444 88	27 44
12/05/2013	12/01/2014	43	ASSURANT INC	67 47	63 55	2,901 41	2,732 81	168 60
02/03/2014	12/01/2014	27	ASSURANT INC	67 47	64 51	1,821 81	1,741 74	80 07
02/04/2014	12/01/2014	26	DTE ENERGY COMPANY	81 84	67 37	2,127 95	1,751 72	376 23
01/17/2014	12/01/2014	44	GAMESTOP CORP-CLASS A	35 71	37 59	1,571 24	1,653 99	(82 75)
07/17/2014	12/01/2014	4	MURPHY OIL CORP	48 36	66 67	193 43	266 68	(73 25)
07/17/2014	12/01/2014	9	MURPHY OIL CORP	48 91	66 67	440 18	600 03	(159 85)
07/17/2014	12/01/2014	35	MURPHY OIL CORP	48 36	66 67	1,692 55	2,333 45	(640 90)
02/03/2014	12/01/2014	124	XEROX CORP	13 85	10 69	1,717 40	1,325 92	391 48

Capital Gains Report

GORLIN FAMILY FOUNDATION (Account 888-40152)

January 1, 2014 - December 31, 2014

Open Date	Close Date	Quantity	Description	Sale Price	Unit Cost	Total Proceeds	Total Cost	Gain or Loss
02/03/2014	12/02/2014	75	LINCOLN NATIONAL CORP	56 21	46 63	4,215 76	3,497 09	718 67
07/01/2014	12/05/2014	30	CALIFORNIA RESOURCES CORP	6 66	10 42	199 77	312 49	(112 72)
04/23/2014	12/16/2014	125	DOVER CORP	70 43	86 44	8,804 22	10,804 61	(2,000 39)
06/12/2014	12/16/2014	50	DOVER CORP	70 43	88 72	3,521 69	4,435 78	(914 09)
10/01/2014	12/16/2014	25	DOVER CORP	70 43	79 75	1,760 85	1,993 75	(232 90)
10/13/2014	12/16/2014	25	DOVER CORP	70 43	74 07	1,760 84	1,851 76	(90 92)
11/28/2014	12/16/2014	44	DOVER CORP	70 43	77 31	3,099 09	3,401 64	(302 55)
SUBTOTAL FOR SHORT-TERM						417,846 44	409,511 66	8,334 78

LONG-TERM

08/17/2010	01/10/2014	20	NOBLE ENERGY INC	64 76	34 65	1,295 22	693 05	602 17
02/24/2011	01/10/2014	30	NOBLE ENERGY INC	64 76	44 07	1,942 83	1,322 00	620 83
04/06/2010	01/10/2014	10	SCHLUMBERGER LTD	87 04	66 90	870 40	668 98	201 42
10/04/2010	01/10/2014	40	SCHLUMBERGER LTD	87 04	60 92	3,481 61	2,436 95	1,044 66
05/17/2011	01/10/2014	25	SCHLUMBERGER LTD	87 04	81 32	2,176 01	2,032 90	143 11
04/19/2011	01/21/2014	5	AT&T INC	33 39	30 31	166 97	151 55	15 42
07/19/2012	01/21/2014	150	AT&T INC	33 39	35 48	5,009 05	5,321 79	(312 74)
07/20/2012	01/22/2014	14	CHIPOTLE MEXICAN GRILL-CL A	517 60	318 24	7,246 41	4,455 42	2,790 99
08/27/2012	01/27/2014	100	EBAY INC	53 27	46 99	5,326 55	4,698 89	627 66
01/25/2013	01/27/2014	100	EBAY INC	53 27	56 38	5,326 55	5,638 34	(311 79)
07/29/2011	01/31/2014	50	CITIGROUP INC	47 70	38 33	2,384 87	1,916 28	468 59
10/24/2011	01/31/2014	50	CITIGROUP INC	47 70	31 54	2,384 87	1,576 89	807 98
04/10/2012	01/31/2014	5	COGNIZANT TECH SOLUTIONS-A	96 89	75 32	484 47	376 60	107 87
04/20/2012	01/31/2014	20	COGNIZANT TECH SOLUTIONS-A	96 89	72 18	1,937 86	1,443 51	494 35
02/15/2012	01/31/2014	10	PRECISION CASTPARTS CORP	252 76	170 03	2,527 61	1,700 26	827 35
09/27/2012	02/03/2014	30	INTL BUSINESS MACHINES CORP	174 41	206 39	5,232 32	6,191 62	(959 30)
09/04/2012	02/03/2014	55	PHILIP MORRIS INTERNATIONAL	76 37	89 54	4,200 44	4,924 76	(724 32)
04/28/2010	02/04/2014	40	DANAHER CORP	72 90	41 94	2,916 13	1,677 78	1,238 35
05/05/2010	02/04/2014	10	DANAHER CORP	72 90	41 30	729 03	412 95	316 08
08/17/2012	02/10/2014	10	BIAGEN IDEC INC	315 79	144 95	3,157 93	1,449 52	1,708 41
05/05/2010	02/11/2014	40	DANAHER CORP	75 38	41 30	3,015 34	1,651 80	1,363 54
11/04/2010	02/11/2014	10	DANAHER CORP	75 38	44 66	753 84	446 62	307 22
02/24/2011	02/11/2014	30	NOBLE ENERGY INC	66 35	44 07	1,990 52	1,321 99	668 53
05/13/2011	02/11/2014	45	NOBLE ENERGY INC	66 35	43 81	2,985 78	1,971 62	1,014 16

Capital Gains Report

GORLIN FAMILY FOUNDATION (Account 888-40152)

January 1, 2014 - December 31, 2014

Open Date	Close Date	Quantity	Description	Sale Price	Unit Cost	Total Proceeds	Total Cost	Gain or Loss
08/29/2011	02/12/2014	25	***LYONDELLBASELL INDU-CL A	82 41	31 35	2,060 31	783 78	1,276 53
10/19/2011	02/12/2014	25	***LYONDELLBASELL INDU-CL A	82 41	27 65	2,060 30	691 30	1,369 00
11/09/2012	02/12/2014	30	LINKEDIN CORP - A	192 91	98 39	5,787 34	2,951 62	2,835 72
04/20/2012	02/14/2014	10	COGNIZANT TECH SOLUTIONS-A	99 74	72 17	997 43	721 75	275 68
04/23/2012	02/14/2014	15	COGNIZANT TECH SOLUTIONS-A	99 74	71 68	1,496 15	1,075 14	421 01
09/20/2012	02/14/2014	50	FIDELITY NATIONAL INFORMATION	53 85	32 53	2,692 50	1,626 38	1,066 12
11/13/2012	02/19/2014	10	AMAZON COM INC	346 60	224 88	3,466 00	2,248 83	1,217 17
08/17/2012	02/20/2014	50	CHEVRON CORP	114 58	112 91	5,729 14	5,645 59	83 55
10/24/2011	02/20/2014	50	CITIGROUP INC	48 21	31 54	2,410 37	1,576 89	833 48
01/14/2013	02/20/2014	500	CONAGRA FOODS INC	28 80	30 98	14,400 85	15,490 40	(1,089 55)
11/13/2012	02/20/2014	100	KINDER MORGAN INC	33 13	32 55	3,312 69	3,255 02	57 67
05/13/2011	02/20/2014	25	NOBLE ENERGY INC	66 72	43 81	1,667 91	1,095 34	572 57
08/16/2012	02/20/2014	100	WAL-MART STORES INC	73 35	72 11	7,334 92	7,211 26	123 66
09/11/2012	02/27/2014	200	PULTE GROUP INC	21 13	14 64	4,226 78	2,928 86	1,297 92
05/22/2012	03/04/2014	50	REYNOLDS AMERICAN INC	55 00	41 41	2,750 00	2,070 50	679 50
09/14/2012	03/07/2014	175	PULTE GROUP INC	20 30	16 46	3,552 41	2,880 52	671 89
08/23/2010	03/12/2014	100	PFIZER INC	32 31	16 08	3,231 33	1,608 48	1,622 85
09/11/2012	03/13/2014	15	INTERCONTINENTAL EXCHANGE IN	206 23	135 66	3,093 49	2,034 97	1,058 52
09/11/2012	03/24/2014	15	INTERCONTINENTAL EXCHANGE IN	204 03	135 66	3,060 41	2,034 97	1,025 44
10/31/2012	03/24/2014	75	LIBERTY MEDIA CORP	133 60	98 21	10,020 00	7,365 51	2,654 49
10/19/2011	03/24/2014	25	SCHLUMBERGER LTD	93 30	69 62	2,332 53	1,740 39	592 14
01/11/2012	03/24/2014	25	SCHLUMBERGER LTD	93 30	69 66	2,332 54	1,741 53	591 01
02/01/2012	03/24/2014	25	SCHLUMBERGER LTD	93 30	76 12	2,332 53	1,903 03	429 50
04/23/2012	03/27/2014	30	COGNIZANT TECH SOLUTIONS-A	48 00	35 84	1,440 00	1,075 14	364 86
04/26/2012	03/27/2014	45	COGNIZANT TECH SOLUTIONS-A	48 00	36 72	2,160 00	1,652 50	507 50
08/20/2012	03/28/2014	50	SCHLUMBERGER LTD	98 14	74 39	4,907 05	3,719 56	1,187 49
08/23/2012	04/04/2014	10	PRECISION CASTPARTS CORP	254 04	161 69	2,540 39	1,616 95	923 44
07/16/2012	04/10/2014	50	MACY'S INC	58 84	33 80	2,942 22	1,689 90	1,252 32
08/14/2012	04/14/2014	150	***EATON CORP PLC	71 07	44 49	10,660 91	6,672 99	3,987 92
10/26/2011	04/15/2014	50	CITIGROUP INC	47 96	30 99	2,398 16	1,549 56	848 60
02/01/2012	04/21/2014	275	CIT GROUP INC	46 50	39 02	12,787 78	10,729 51	2,058 27
03/01/2010	04/21/2014	5	GOOGLE INC-CL A	539 96	265 78	2,699 82	1,328 91	1,370 91
09/20/2012	04/23/2014	75	FIDELITY NATIONAL INFORMATION	53 10	32 53	3,982 22	2,439 57	1,542 65

Capital Gains Report

GORLIN FAMILY FOUNDATION (Account 888-40152)

January 1, 2014 - December 31, 2014

Open Date	Close Date	Quantity	Description	Sale Price	Unit Cost	Total Proceeds	Total Cost	Gain or Loss
05/22/2012	04/23/2014	100	REYNOLDS AMERICAN INC	54 03	41 41	5,403 13	4,141 00	1,262 13
12/18/2007	04/24/2014	473 708	BERNSTEIN INTERNATIONAL	16 52	24 21	7,825 66	11,468 47	(3,642 81)
12/04/2012	04/25/2014	10	AFFILIATED MANAGERS GROUP INC	183 39	127 25	1,833 89	1,272 52	561 37
11/13/2012	04/25/2014	10	AMAZON COM INC	305 71	224 88	3,057 15	2,248 83	808 32
07/09/2012	04/30/2014	25	ANSYS INC	76 11	58 52	1,902 75	1,462 93	439 82
08/05/2011	04/30/2014	50	HEWLETT-PACKARD CO	32 99	32 48	1,649 69	1,623 96	25 73
05/01/2013	05/02/2014	5	ALLERGAN INC	169 26	99 54	846 30	497 71	348 59
09/11/2012	05/02/2014	10	INTERCONTINENTAL EXCHANGE IN	203 73	135 66	2,037 31	1,356 65	680 66
07/16/2012	05/05/2014	175	MACY'S INC	56 46	33 80	9,881 08	5,914 63	3,966 45
07/18/2012	05/05/2014	150	VERIZON COMMUNICATIONS INC	47 17	45 82	7,075 32	6,873 07	202 25
06/14/2011	05/12/2014	75	VIACOM INC-CLASS B	84 36	47 50	6,327 12	3,562 51	2,764 61
09/11/2012	05/20/2014	10	INTERCONTINENTAL EXCHANGE IN	188 50	135 66	1,885 00	1,356 65	528 35
04/29/2011	05/20/2014	25	STARBUCKS CORP	70 12	36 25	1,753 04	906 22	846 82
11/13/2012	05/21/2014	15	AMAZON COM INC	304 66	224 88	4,569 92	3,373 25	1,196 67
05/01/2013	05/21/2014	10	AMAZON COM INC	304 66	247 54	3,046 61	2,475 44	571 17
07/09/2012	05/21/2014	25	ANSYS INC	73 88	58 52	1,846 92	1,462 93	383 99
04/23/2013	05/30/2014	25	COSTCO WHOLESALE CORP	115 59	106 92	2,889 83	2,673 09	216 74
08/25/2011	06/09/2014	25	WALT DISNEY CO/THE	85 47	31 97	2,136 64	799 32	1,337 32
04/26/2012	06/10/2014	25	COGNIZANT TECH SOLUTIONS-A	47 64	36 72	1,191 12	918 05	273 07
05/10/2012	06/10/2014	50	COGNIZANT TECH SOLUTIONS-A	47 64	30 23	2,382 24	1,511 59	870 65
07/24/2012	06/10/2014	16	TIME INC	23 00	12 60	368 01	201 66	166 35
08/20/2012	06/10/2014	12	TIME INC	23 00	14 71	276 00	176 54	99 46
06/22/2012	06/10/2014	50	UNION PACIFIC CORP	101 87	57 47	5,093 58	2,873 72	2,219 86
10/17/2011	06/11/2014	50	KROGER CO	47 85	22 52	2,392 65	1,125 82	1,266 83
02/28/2012	06/11/2014	125	KROGER CO	47 85	23 83	5,981 63	2,978 67	3,002 96
11/03/2010	06/13/2014	125	HEALTH NET INC	40 15	28 24	5,019 05	3,529 50	1,489 55
08/17/2012	06/19/2014	50	VERIZON COMMUNICATIONS INC	49 42	44 10	2,471 20	2,204 95	266 25
03/25/2013	06/19/2014	50	WAL-MART STORES INC	76 06	74 87	3,803 10	3,743 65	59 45
05/20/2013	06/19/2014	50	WAL-MART STORES INC	76 06	77 69	3,803 09	3,884 64	(81 55)
05/29/2013	06/20/2014	50	ELECTRONIC ARTS INC	37 03	23 25	1,851 47	1,162 64	688 83
05/16/2013	06/23/2014	10	ALLERGAN INC	164 88	100 95	1,648 77	1,009 49	639 28
12/12/2012	06/23/2014	200	BANK OF AMERICA CORP	15 56	10 62	3,112 66	2,123 04	989 62
12/18/2007	06/23/2014	3,406 433	BERNSTEIN INTERNATIONAL	17 10	24 21	58,250 00	82,469 74	(24,219 74)

Capital Gains Report

GORLIN FAMILY FOUNDATION (Account 888-40152)

January 1, 2014 - December 31, 2014

Open Date	Close Date	Quantity	Description	Sale Price	Unit Cost	Total Proceeds	Total Cost	Gain or Loss
06/16/2010	06/23/2014	953 577	OVERLAY A PORTFOLIO	13 14	10 28	12,530 00	9,802 77	2,727 23
08/23/2010	06/23/2014	100	PFIZER INC	29 44	16 08	2,944 40	1,608 48	1,335 92
09/28/2012	06/23/2014	50	TJX COMPANIES INC	54 77	44 63	2,738 52	2,231 49	507 03
09/28/2012	06/24/2014	75	TJX COMPANIES INC	54 11	44 63	4,058 30	3,347 23	711 07
11/05/2012	06/24/2014	50	VERTEX PHARMACEUTICALS INC	93 30	46 07	4,665 22	2,303 67	2,361 55
05/11/2010	06/30/2014	110	APPLE INC	92 65	36 02	10,191 95	3,962 04	6,229 91
01/24/2013	07/01/2014	175	VALERO ENERGY CORP	50 36	34 77	8,812 49	6,084 77	2,727 72
12/18/2007	07/11/2014	64,010 120	BERNSTEIN INTER DURATION	15 81	14 97	1,012,000 00	958,231 51	53,768 49
09/28/2012	07/17/2014	125	TJX COMPANIES INC	52 38	44 63	6,548 11	5,578 71	969 40
01/24/2013	07/21/2014	75	VALERO ENERGY CORP	48 22	34 77	3,616 40	2,607 76	1,008 64
02/14/2013	07/21/2014	125	VALERO ENERGY CORP	48 22	43 12	6,027 32	5,390 18	637 14
11/04/2010	07/22/2014	25	DANAHER CORP	75 99	44 66	1,899 73	1,116 54	783 19
07/24/2012	07/22/2014	55	TIME WARNER INC	86 45	36 02	4,754 98	1,980 85	2,774 13
07/17/2012	07/24/2014	25	BERKSHIRE HATHAWAY INC-CL B	128 33	84 51	3,208 14	2,112 79	1,095 35
11/04/2010	07/29/2014	15	DANAHER CORP	74 23	44 66	1,113 41	669 92	443 49
03/25/2011	07/29/2014	10	DANAHER CORP	74 23	51 84	742 27	518 36	223 91
09/28/2012	07/29/2014	125	TJX COMPANIES INC	52 77	44 63	6,595 73	5,578 71	1,017 02
07/08/2013	07/31/2014	425	GENWORTH FINANCIAL INC-CL A	13 20	12 28	5,609 02	5,219 81	389 21
05/14/2013	08/15/2014	50	BOEING CO/THE	123 38	95 28	6,168 77	4,764 03	1,404 74
05/10/2012	08/15/2014	100	COGNIZANT TECH SOLUTIONS-A	44 85	30 23	4,485 22	3,023 18	1,462 04
05/15/2013	08/15/2014	100	COGNIZANT TECH SOLUTIONS-A	44 85	31 37	4,485 22	3,137 11	1,348 11
08/23/2012	08/15/2014	15	PRECISION CASTPARTS CORP	240 62	161 70	3,609 30	2,425 43	1,183 87
11/13/2012	08/19/2014	10	INTERCONTINENTAL EXCHANGE IN	185 83	130 32	1,858 28	1,303 22	555 06
08/17/2012	08/22/2014	5	BIOGEN IDEC INC	340 76	144 95	1,703 80	724 76	979 04
03/15/2013	09/03/2014	15	***EVEREST RE GROUP LTD	164 75	129 21	2,471 28	1,938 08	533 20
08/26/2013	09/03/2014	100	LINCOLN NATIONAL CORP	55 19	44 18	5,519 27	4,418 43	1,100 84
10/01/2012	09/04/2014	75	MEDTRONIC INC	64 32	43 35	4,823 91	3,250 99	1,572 92
07/17/2012	09/05/2014	50	BERKSHIRE HATHAWAY INC-CL B	138 10	84 51	6,904 79	4,225 58	2,679 21
07/24/2012	09/05/2014	50	TIME WARNER INC	76 97	36 02	3,848 35	1,800 78	2,047 57
06/22/2012	09/05/2014	50	UNION PACIFIC CORP	107 73	57 47	5,386 44	2,873 73	2,512 71
10/19/2011	09/15/2014	25	***LYONDELLBASELL INDU-CL A	111 93	27 65	2,798 30	691 30	2,107 00
04/29/2013	09/15/2014	50	AMERICAN INTERNATIONAL GROUP	55 39	41 10	2,769 41	2,055 07	714 34
05/11/2010	09/15/2014	2	APPLE INC	102 00	36 02	203 99	72 04	131 95

Capital Gains Report

GORLIN FAMILY FOUNDATION (Account 888-40152)

January 1, 2014 - December 31, 2014

Open Date	Close Date	Quantity	Description	Sale Price	Unit Cost	Total Proceeds	Total Cost	Gain or Loss
08/23/2010	09/15/2014	23	APPLE INC	102 00	35 43	2,345 92	814 80	1,531 12
12/18/2007	09/15/2014	914 283	BERNSTEIN EMERGING MARKETS	29 87	39 40	27,036 53	36,026 45	(8,989 92)
11/10/2008	09/15/2014	201 664	BERNSTEIN EMERGING MARKETS	29 87	18 64	5,963 47	3,758 28	2,205 19
10/26/2011	09/15/2014	50	CITIGROUP INC	52 24	30 99	2,611 80	1,549 55	1,062 25
04/23/2013	09/15/2014	25	COSTCO WHOLESALE CORP	125 83	106 92	3,145 85	2,673 09	472 76
03/25/2011	09/15/2014	25	DANAHER CORP	77 11	51 84	1,927 71	1,295 89	631 82
11/23/2011	09/15/2014	10	DANAHER CORP	77 11	45 07	771 09	450 73	320 36
06/12/2013	09/15/2014	25	GILEAD SCIENCES INC	101 35	51 84	2,533 77	1,296 07	1,237 70
03/15/2011	09/15/2014	3	GOOGLE INC-CL A	579 93	281 99	1,739 80	845 97	893 83
08/05/2011	09/15/2014	50	HEWLETT-PACKARD CO	36 30	32 48	1,815 12	1,623 95	191 17
08/19/2011	09/15/2014	10	HEWLETT-PACKARD CO	36 30	23 52	363 02	235 22	127 80
10/01/2012	09/15/2014	35	MEDTRONIC INC	65 02	43 35	2,275 57	1,517 13	758 44
06/16/2010	09/15/2014	2,524 866	OVERLAY A PORTFOLIO	13 07	10 28	33,000 00	25,955 62	7,044 38
06/26/2012	09/15/2014	10	VISA INC - CLASS A SHRS	215 47	123 04	2,154 69	1,230 39	924 30
08/25/2011	09/15/2014	25	WALT DISNEY CO/THE	90 08	31 97	2,252 00	799 32	1,452 68
11/14/2011	09/15/2014	10	WALT DISNEY CO/THE	90 08	36 31	900 80	363 08	537 72
08/23/2010	09/26/2014	12	APPLE INC	99 55	35 43	1,194 65	425 12	769 53
09/07/2010	09/26/2014	13	APPLE INC	99 55	36 99	1,294 21	480 85	813 36
06/12/2013	09/26/2014	25	GILEAD SCIENCES INC	107 20	51 84	2,680 01	1,296 07	1,383 94
06/15/2012	09/30/2014	75	MCDONALD'S CORP	95 00	90 45	7,125 00	6,783 72	341 28
06/14/2011	09/30/2014	100	VIACOM INC-CLASS B	77 10	47 50	7,709 88	4,750 02	2,959 86
11/28/2011	10/01/2014	200	CITIGROUP INC	51 30	25 26	10,259 16	5,052 84	5,206 32
08/19/2013	10/01/2014	50	CITIGROUP INC	51 30	49 49	2,564 79	2,474 64	90 15
08/24/2010	10/01/2014	150	PFIZER INC	29 28	15 85	4,392 18	2,377 68	2,014 50
07/30/2012	10/06/2014	45	BECTON DICKINSON & CO	123 53	76 04	5,558 88	3,421 78	2,137 10
05/16/2013	10/08/2014	5	ALLERGAN INC	188 10	100 95	940 50	504 75	435 75
05/20/2013	10/08/2014	30	ALLERGAN INC	188 10	99 96	5,642 97	2,998 76	2,644 21
08/23/2013	10/17/2014	175	HALLIBURTON CO	52 69	48 56	9,221 03	8,497 60	723 43
06/22/2012	11/12/2014	70	UNION PACIFIC CORP	120 66	57 47	8,445 94	4,023 21	4,422 73
08/21/2012	11/12/2014	5	UNION PACIFIC CORP	120 66	62 42	603 28	312 09	291 19
10/25/2013	11/14/2014	75	LINCOLN NATIONAL CORP	56 21	44 80	4,215 97	3,360 00	855 97
08/06/2012	11/14/2014	32	MERCK & CO INC	58 95	44 55	1,886 39	1,425 45	460 94
10/12/2012	11/19/2014	13	BECTON DICKINSON & CO	129 87	77 08	1,688 37	1,002 01	686 36

Capital Gains Report

GORLIN FAMILY FOUNDATION (Account 888-40152)

January 1, 2014 - December 31, 2014

Open Date	Close Date	Quantity	Description	Sale Price	Unit Cost	Total Proceeds	Total Cost	Gain or Loss
05/29/2013	11/19/2014	39	ELECTRONIC ARTS INC	43 69	23 25	1,703 84	906 86	796 98
05/30/2012	11/19/2014	18	HOME DEPOT INC	96 59	49 60	1,738 70	892 86	845 84
10/01/2012	11/19/2014	15	MEDTRONIC INC	71 76	43 35	1,076 43	650 20	426 23
11/20/2012	11/19/2014	8	MEDTRONIC INC	71 76	42 54	574 10	340 31	233 79
02/15/2013	11/24/2014	35	***AMDOCS LTD	48 38	36 11	1,693 31	1,263 96	429 35
02/28/2012	11/24/2014	25	KROGER CO	58 58	23 83	1,464 49	595 73	868 76
03/06/2012	11/24/2014	20	KROGER CO	58 58	24 14	1,171 60	482 77	688 83
11/20/2012	11/24/2014	67	MEDTRONIC INC	72 56	42 54	4,861 86	2,850 06	2,011 80
08/21/2013	11/24/2014	100	MEDTRONIC INC	72 56	52 79	7,256 50	5,278 68	1,977 82
09/24/2013	12/01/2014	18	***AON PLC	92 39	75 91	1,662 94	1,366 35	296 59
03/15/2013	12/01/2014	10	***EVEREST RE GROUP LTD	172 23	129 21	1,722 30	1,292 05	430 25
06/18/2012	12/01/2014	71 864	AB DISCOVERY VALUE FUND CL ADV	22 96	16 02	1,650 00	1,151 26	498 74
09/07/2010	12/01/2014	19	APPLE INC	115 21	36 99	2,188 97	702 78	1,486 19
12/12/2012	12/01/2014	97	BANK OF AMERICA CORP	16 77	10 62	1,627 15	1,029 67	597 48
12/18/2007	12/01/2014	1,868 405	BERNSTEIN INTER DURATION	15 92	14 97	29,745 00	27,970 02	1,774 98
05/14/2013	12/01/2014	13	BOEING CO/THE	132 47	95 28	1,722 13	1,238 65	483 48
10/18/2013	12/01/2014	23	HESS CORP	73 23	83 66	1,684 23	1,924 08	(239 85)
09/27/2010	12/01/2014	19	JOHNSON & JOHNSON	108 29	62 15	2,057 42	1,180 83	876 59
11/22/2013	12/01/2014	16	MEAD JOHNSON NUTRITION CO	103 82	83 84	1,661 07	1,341 42	319 65
06/16/2010	12/01/2014	2,805 378	OVERLAY B PORTFOLIO	10 97	10 33	30,775 00	28,979 55	1,795 45
08/17/2012	12/01/2014	25	VERIZON COMMUNICATIONS INC	50 07	44 10	1,251 80	1,102 48	149 32
11/18/2013	12/01/2014	8	VERIZON COMMUNICATIONS INC	50 07	50 53	400 57	404 25	(3 68)
03/12/2012	12/01/2014	25	WELLS FARGO & COMPANY	53 95	31 31	1,348 66	782 81	565 85
03/21/2012	12/01/2014	10	WELLS FARGO & COMPANY	53 95	34 23	539 47	342 34	197 13
11/15/2013	12/02/2014	25	LINCOLN NATIONAL CORP	56 21	49 79	1,405 26	1,244 78	160 48
11/27/2013	12/02/2014	75	LINCOLN NATIONAL CORP	56 21	51 40	4,215 77	3,855 05	360 72
05/15/2013	12/03/2014	62	AMERICAN EXPRESS CO	91 34	72 75	5,663 16	4,510 38	1,152 78
08/24/2010	12/03/2014	113	PFIZER INC	31 43	15 85	3,551 16	1,791 18	1,759 98
09/13/2013	12/05/2014	80	CALIFORNIA RESOURCES CORP	6 66	9 19	532 73	734 91	(202 18)
11/26/2012	12/23/2014	26	***PARTNERRE LTD	114 71	81 30	2,982 46	2,113 89	868 57
07/26/2012	12/23/2014	50	ALTRIA GROUP INC	50 44	35 70	2,522 21	1,784 89	737 32
08/17/2012	12/23/2014	49	ALTRIA GROUP INC	50 44	35 34	2,471 77	1,731 47	740 30
10/12/2012	12/23/2014	62	BECTON DICKINSON & CO	138 62	77 08	8,594 41	4,778 81	3,815 60

Capital Gains Report

GORLIN FAMILY FOUNDATION (Account 888-40152)

January 1, 2014 - December 31, 2014

Open Date	Close Date	Quantity	Description	Sale Price	Unit Cost	Total Proceeds	Total Cost	Gain or Loss
02/15/2013	12/26/2014	15	***AMDOCS LTD	47 30	36 11	709 53	541 70	167 83
05/20/2013	12/26/2014	21	***AMDOCS LTD	47 30	36 34	993 34	763 05	230 29
SUBTOTAL FOR LONG-TERM						1,824,593 03	1,613,613 13	210,979 90
CIL - COVERED ¹								
	07/02/2014		TIME INC			17 11	0 00	17 11
SUBTOTAL FOR CIL - COVERED						17 11	0 00	17 11
TOTAL						\$2,242,456 58	\$2,023,124 79	\$219,331 79

** ACCOUNT TOTALS **	
CURRENT PERIOD - G/L	\$219,331 79
SHORT-TERM	\$8,334 78
LONG-TERM	\$210,979 90
CIL - COVERED	\$17 11

[1] CIL represents cash in lieu of fractional shares