



See a Social Security Number? Say Something!
Report Privacy Problems to <https://public.resource.org/privacy>
Or call the IRS Identity Theft Hotline at 1-800-908-4490





Form 990-PF

Return of Private Foundation

or Section 4947(a)(1) Trust Treated as Private Foundation

OMB No 1545-0052

2014

Department of the Treasury Internal Revenue Service


Do not enter social security numbers on this form as it may be made public. Information about Form 990-PF and its separate instructions is at www.irs.gov/form990pf

Open to Public Inspection

For calendar year 2014 or tax year beginning , 2014, and ending , 20

Name of foundation: FRANK P. MCCANDLESS
Employer identification number: 25-6033691
Telephone number: 614-331-9547
Check type of organization: Section 501(c)(3) exempt private foundation
Fair market value of all assets at end of year: \$ 1,370,224
Accounting method: Cash

Table with 4 columns: (a) Revenue and expenses per books, (b) Net investment income, (c) Adjusted net income, (d) Disbursements for charitable purposes. Rows include Revenue (Total: 93,768) and Operating and Administrative Expenses (Total: 78,546). Net investment income is 85,291.



ENVELOPE MAY 08 2015 RETURN DATE

SCANNED MAY 27 2015



Part II Balance Sheets		Attached schedules and amounts in the description column should be for end-of-year amounts only (See instructions)	Beginning of year	End of year	
			(a) Book Value	(b) Book Value	(c) Fair Market Value
Assets	1	Cash - non-interest-bearing		25.	25.
	2	Savings and temporary cash investments		51,118.	51,118.
	3	Accounts receivable ▶ Less allowance for doubtful accounts ▶			
	4	Pledges receivable ▶ Less allowance for doubtful accounts ▶			
	5	Grants receivable			
	6	Receivables due from officers, directors, trustees, and other disqualified persons (attach schedule) (see instructions)			
	7	Other notes and loans receivable (attach schedule) ▶ Less allowance for doubtful accounts ▶			NONE
	8	Inventories for sale or use			
	9	Prepaid expenses and deferred charges			
	10a	Investments - U S and state government obligations (attach schedule)			
	b	Investments - corporate stock (attach schedule) . STMT 7		740,537.	1,084,034.
	c	Investments - corporate bonds (attach schedule) . STMT 8		229,632.	235,047.
	11	Investments - land, buildings, and equipment basis ▶ Less accumulated depreciation ▶ (attach schedule)			
	12	Investments - mortgage loans			
	13	Investments - other (attach schedule)	1,006,487.		
	14	Land, buildings, and equipment basis ▶ Less accumulated depreciation ▶ (attach schedule)			
15	Other assets (describe ▶)				
16	Total assets (to be completed by all filers - see the instructions. Also, see page 1, item I)	1,006,487.	1,021,312.	1,370,224.	
Liabilities	17	Accounts payable and accrued expenses			
	18	Grants payable			
	19	Deferred revenue			
	20	Loans from officers, directors, trustees, and other disqualified persons			
	21	Mortgages and other notes payable (attach schedule)			
	22	Other liabilities (describe ▶)			
23	Total liabilities (add lines 17 through 22)			NONE	
Net Assets or Fund Balances	Foundations that follow SFAS 117, check here ▶ <input type="checkbox"/> and complete lines 24 through 26 and lines 30 and 31.				
	24	Unrestricted			
	25	Temporarily restricted			
	26	Permanently restricted			
	Foundations that do not follow SFAS 117, . . . ▶ <input checked="" type="checkbox"/> check here and complete lines 27 through 31.				
	27	Capital stock, trust principal, or current funds	1,006,487.	1,021,312.	
	28	Paid-in or capital surplus, or land, bldg, and equipment fund			
29	Retained earnings, accumulated income, endowment, or other funds				
30	Total net assets or fund balances (see instructions)	1,006,487.	1,021,312.		
31	Total liabilities and net assets/fund balances (see instructions)	1,006,487.	1,021,312.		

Part III Analysis of Changes in Net Assets or Fund Balances			
1	Total net assets or fund balances at beginning of year - Part II, column (a), line 30 (must agree with end-of-year figure reported on prior year's return)	1	1,006,487.
2	Enter amount from Part I, line 27a	2	15,222.
3	Other increases not included in line 2 (itemize) ▶ RETURN OF CAPITAL ADJUSTMENT	3	567.
4	Add lines 1, 2, and 3	4	1,022,276.
5	Decreases not included in line 2 (itemize) ▶ SEE STATEMENT 9	5	964.
6	Total net assets or fund balances at end of year (line 4 minus line 5) - Part II, column (b), line 30	6	1,021,312.

Part IV Capital Gains and Losses for Tax on Investment Income

(a) List and describe the kind(s) of property sold (e.g., real estate, 2-story brick warehouse, or common stock, 200 shs MLC Co)				(b) How acquired P - Purchase D - Donation	(c) Date acquired (mo, day, yr)	(d) Date sold (mo, day, yr.)
1a PUBLICLY TRADED SECURITIES						
b						
c						
d						
e						
(e) Gross sales price	(f) Depreciation allowed (or allowable)	(g) Cost or other basis plus expense of sale	(h) Gain or (loss) (e) plus (f) minus (g)			
a 208,636.		149,058.	59,578.			
b						
c						
d						
e						
Complete only for assets showing gain in column (h) and owned by the foundation on 12/31/69						
(i) F.M.V. as of 12/31/69	(j) Adjusted basis as of 12/31/69	(k) Excess of col (i) over col (j), if any		(l) Gains (Col (h) gain minus col (k), but not less than -0-) or Losses (from col (h))		
a				59,578.		
b						
c						
d						
e						
2 Capital gain net income or (net capital loss)				2	59,578.	
{ If gain, also enter in Part I, line 7 If (loss), enter -0- in Part I, line 7 }						
3 Net short-term capital gain or (loss) as defined in sections 1222(5) and (6)				3		
{ If gain, also enter in Part I, line 8, column (c) (see instructions). If (loss), enter -0- in Part I, line 8 }						

Part V Qualification Under Section 4940(e) for Reduced Tax on Net Investment Income

(For optional use by domestic private foundations subject to the section 4940(a) tax on net investment income.)

If section 4940(d)(2) applies, leave this part blank.

Was the foundation liable for the section 4942 tax on the distributable amount of any year in the base period? Yes No
 If "Yes," the foundation does not qualify under section 4940(e). Do not complete this part.

1 Enter the appropriate amount in each column for each year; see the instructions before making any entries.			
(a) Base period years Calendar year (or tax year beginning in)	(b) Adjusted qualifying distributions	(c) Net value of noncharitable-use assets	(d) Distribution ratio (col (b) divided by col (c))
2013	64,103.	1,205,384.	0.053181
2012	64,074.	1,127,218.	0.056843
2011	63,057.	1,116,223.	0.056491
2010	150,577.	1,127,524.	0.133547
2009	36,230.	1,116,827.	0.032440
2 Total of line 1, column (d)			2 0.332502
3 Average distribution ratio for the 5-year base period - divide the total on line 2 by 5, or by the number of years the foundation has been in existence if less than 5 years			3 0.066500
4 Enter the net value of noncharitable-use assets for 2014 from Part X, line 5			4 1,308,705.
5 Multiply line 4 by line 3			5 87,029.
6 Enter 1% of net investment income (1% of Part I, line 27b)			6 853.
7 Add lines 5 and 6			7 87,882.
8 Enter qualifying distributions from Part XII, line 4 If line 8 is equal to or greater than line 7, check the box in Part VI, line 1b, and complete that part using a 1% tax rate. See the Part VI instructions			8 67,600.



Part VI Excise Tax Based on Investment Income (Section 4940(a), 4940(b), 4940(e), or 4948 - see instructions)

Table with 11 rows and 2 columns. Rows include: 1a Exempt operating foundations, 2 Tax under section 511, 3 Add lines 1 and 2, 4 Subtitle A (income) tax, 5 Tax based on investment income, 6 Credits/Payments (6a-6d), 7 Total credits and payments, 8 Enter any penalty, 9 Tax due, 10 Overpayment, 11 Enter the amount of line 10 to be Credited to 2015 estimated tax.

Part VII-A Statements Regarding Activities

Table with 10 rows and 3 columns. Rows include: 1a During the tax year, did the foundation attempt to influence any national, state, or local legislation... 1b Did it spend more than \$100 during the year... 1c Did the foundation file Form 1120-POL for this year? 2 Has the foundation engaged in any activities that have not previously been reported to the IRS? 3 Has the foundation made any changes, not previously reported to the IRS... 4a Did the foundation have unrelated business gross income of \$1,000 or more during the year? 4b If "Yes," has it filed a tax return on Form 990-T for this year? 5 Was there a liquidation, termination, dissolution, or substantial contraction during the year? 6 Are the requirements of section 508(e) (relating to sections 4941 through 4945) satisfied either: 7 Did the foundation have at least \$5,000 in assets at any time during the year? 8a Enter the states to which the foundation reports or with which it is registered (see instructions) PA 8b If the answer is "Yes" to line 7, has the foundation furnished a copy of Form 990-PF to the Attorney General... 9 Is the foundation claiming status as a private operating foundation... 10 Did any persons become substantial contributors during the tax year?



Part VII-A Statements Regarding Activities (continued)

11	At any time during the year, did the foundation, directly or indirectly, own a controlled entity within the meaning of section 512(b)(13)? If "Yes," attach schedule (see instructions)	11		X
12	Did the foundation make a distribution to a donor advised fund over which the foundation or a disqualified person had advisory privileges? If "Yes," attach statement (see instructions)	12		X
13	Did the foundation comply with the public inspection requirements for its annual returns and exemption application? Website address ▶ <u>N/A</u>	13	X	
14	The books are in care of ▶ <u>HUNTINGTON NATIONAL BANK</u> Telephone no ▶ <u>(614) 331-9547</u> Located at ▶ <u>PO BOX 1558 DEPT EA4E86, COLUMBUS, OH</u> ZIP+4 ▶ <u>43216</u>			
15	Section 4947(a)(1) nonexempt charitable trusts filing Form 990-PF in lieu of Form 1041 - Check here ▶ <input type="checkbox"/> and enter the amount of tax-exempt interest received or accrued during the year ▶ <u>15</u>			
16	At any time during calendar year 2014, did the foundation have an interest in or a signature or other authority over a bank, securities, or other financial account in a foreign country? See the instructions for exceptions and filing requirements for FinCEN Form 114, (formerly TD F 90-22.1) If "Yes," enter the name of the foreign country ▶	16	Yes	No X

Part VII-B Statements Regarding Activities for Which Form 4720 May Be Required

File Form 4720 if any item is checked in the "Yes" column, unless an exception applies.

		Yes	No
1a	During the year did the foundation (either directly or indirectly)		
(1)	Engage in the sale or exchange, or leasing of property with a disqualified person? <input type="checkbox"/> Yes <input checked="" type="checkbox"/> No		
(2)	Borrow money from, lend money to, or otherwise extend credit to (or accept it from) a disqualified person? <input type="checkbox"/> Yes <input checked="" type="checkbox"/> No		
(3)	Furnish goods, services, or facilities to (or accept them from) a disqualified person? <input type="checkbox"/> Yes <input checked="" type="checkbox"/> No		
(4)	Pay compensation to, or pay or reimburse the expenses of, a disqualified person? <input checked="" type="checkbox"/> Yes <input type="checkbox"/> No		
(5)	Transfer any income or assets to a disqualified person (or make any of either available for the benefit or use of a disqualified person)? <input type="checkbox"/> Yes <input checked="" type="checkbox"/> No		
(6)	Agree to pay money or property to a government official? (Exception. Check "No" if the foundation agreed to make a grant to or to employ the official for a period after termination of government service, if terminating within 90 days) <input type="checkbox"/> Yes <input checked="" type="checkbox"/> No		
b	If any answer is "Yes" to 1a(1)-(6), did any of the acts fail to qualify under the exceptions described in Regulations section 53.4941(d)-3 or in a current notice regarding disaster assistance (see instructions)? Organizations relying on a current notice regarding disaster assistance check here ▶ <input type="checkbox"/>	1b	X
c	Did the foundation engage in a prior year in any of the acts described in 1a, other than excepted acts, that were not corrected before the first day of the tax year beginning in 2014?	1c	X
2	Taxes on failure to distribute income (section 4942) (does not apply for years the foundation was a private operating foundation defined in section 4942(j)(3) or 4942(j)(5))		
a	At the end of tax year 2014, did the foundation have any undistributed income (lines 6d and 6e, Part XIII) for tax year(s) beginning before 2014? <input type="checkbox"/> Yes <input checked="" type="checkbox"/> No If "Yes," list the years ▶ _____		
b	Are there any years listed in 2a for which the foundation is not applying the provisions of section 4942(a)(2) (relating to incorrect valuation of assets) to the year's undistributed income? (If applying section 4942(a)(2) to all years listed, answer "No" and attach statement - see instructions)	2b	X
c	If the provisions of section 4942(a)(2) are being applied to any of the years listed in 2a, list the years here ▶ _____		
3a	Did the foundation hold more than a 2% direct or indirect interest in any business enterprise at any time during the year? <input type="checkbox"/> Yes <input checked="" type="checkbox"/> No		
b	If "Yes," did it have excess business holdings in 2014 as a result of (1) any purchase by the foundation or disqualified persons after May 26, 1969, (2) the lapse of the 5-year period (or longer period approved by the Commissioner under section 4943(c)(7)) to dispose of holdings acquired by gift or bequest; or (3) the lapse of the 10-, 15-, or 20-year first phase holding period? (Use Schedule C, Form 4720, to determine if the foundation had excess business holdings in 2014)	3b	
4a	Did the foundation invest during the year any amount in a manner that would jeopardize its charitable purposes?	4a	X
b	Did the foundation make any investment in a prior year (but after December 31, 1969) that could jeopardize its charitable purpose that had not been removed from jeopardy before the first day of the tax year beginning in 2014?	4b	X



Part VII-B Statements Regarding Activities for Which Form 4720 May Be Required (continued)

5a During the year did the foundation pay or incur any amount to

(1) Carry on propaganda, or otherwise attempt to influence legislation (section 4945(e))? Yes No

(2) Influence the outcome of any specific public election (see section 4955); or to carry on, directly or indirectly, any voter registration drive? Yes No

(3) Provide a grant to an individual for travel, study, or other similar purposes? Yes No

(4) Provide a grant to an organization other than a charitable, etc., organization described in section 4945(d)(4)(A)? (see instructions). Yes No

(5) Provide for any purpose other than religious, charitable, scientific, literary, or educational purposes, or for the prevention of cruelty to children or animals? Yes No

b If any answer is "Yes" to 5a(1)-(5), did any of the transactions fail to qualify under the exceptions described in Regulations section 53.4945 or in a current notice regarding disaster assistance (see instructions)? **5b**

Organizations relying on a current notice regarding disaster assistance check here

c If the answer is "Yes" to question 5a(4), does the foundation claim exemption from the tax because it maintained expenditure responsibility for the grant? Yes No
If "Yes," attach the statement required by Regulations section 53.4945-5(d)

6a Did the foundation, during the year, receive any funds, directly or indirectly, to pay premiums on a personal benefit contract? Yes No

b Did the foundation, during the year, pay premiums, directly or indirectly, on a personal benefit contract? Yes No **6b** X
If "Yes" to 6b, file Form 8870.

7a At any time during the tax year, was the foundation a party to a prohibited tax shelter transaction? Yes No

b If "Yes," did the foundation receive any proceeds or have any net income attributable to the transaction? Yes No **7b**

Part VIII Information About Officers, Directors, Trustees, Foundation Managers, Highly Paid Employees, and Contractors

1 List all officers, directors, trustees, foundation managers and their compensation (see instructions).

(a) Name and address	(b) Title, and average hours per week devoted to position	(c) Compensation (If not paid, enter -0-)	(d) Contributions to employee benefit plans and deferred compensation	(e) Expense account, other allowances
SEE STATEMENT 10		16,304.		

2 Compensation of five highest-paid employees (other than those included on line 1 - see instructions). If none, enter "NONE."

(a) Name and address of each employee paid more than \$50,000	(b) Title, and average hours per week devoted to position	(c) Compensation	(d) Contributions to employee benefit plans and deferred compensation	(e) Expense account, other allowances
NONE		NONE	NONE	NONE

Total number of other employees paid over \$50,000 **NONE**



Part VIII Information About Officers, Directors, Trustees, Foundation Managers, Highly Paid Employees, and Contractors (continued)

3 Five highest-paid independent contractors for professional services (see instructions). If none, enter "NONE."

(a) Name and address of each person paid more than \$50,000	(b) Type of service	(c) Compensation
NONE		NONE

Total number of others receiving over \$50,000 for professional services **NONE**

Part IX-A Summary of Direct Charitable Activities

List the foundation's four largest direct charitable activities during the tax year. Include relevant statistical information such as the number of organizations and other beneficiaries served, conferences convened, research papers produced, etc	Expenses
1 NONE	

2	

3	

4	

Part IX-B Summary of Program-Related Investments (see instructions)

Describe the two largest program-related investments made by the foundation during the tax year on lines 1 and 2	Amount
1 NONE	

2	

All other program-related investments See instructions	
3 NONE	

Total. Add lines 1 through 3



Part X Minimum Investment Return (All domestic foundations must complete this part. Foreign foundations, see instructions.)

1	Fair market value of assets not used (or held for use) directly in carrying out charitable, etc., purposes		
a	Average monthly fair market value of securities	1a	1,296,533.
b	Average of monthly cash balances	1b	32,102.
c	Fair market value of all other assets (see instructions).	1c	NONE
d	Total (add lines 1a, b, and c)	1d	1,328,635.
e	Reduction claimed for blockage or other factors reported on lines 1a and 1c (attach detailed explanation)	1e	
2	Acquisition indebtedness applicable to line 1 assets	2	NONE
3	Subtract line 2 from line 1d	3	1,328,635.
4	Cash deemed held for charitable activities. Enter 1 1/2% of line 3 (for greater amount, see instructions).	4	19,930.
5	Net value of noncharitable-use assets. Subtract line 4 from line 3. Enter here and on Part V, line 4	5	1,308,705.
6	Minimum investment return. Enter 5% of line 5	6	65,435.

Part XI Distributable Amount (see instructions) (Section 4942(j)(3) and (j)(5) private operating foundations and certain foreign organizations check here and do not complete this part.)

1	Minimum investment return from Part X, line 6	1	65,435.
2a	Tax on investment income for 2014 from Part VI, line 5	2a	1,706.
b	Income tax for 2014 (This does not include the tax from Part VI.)	2b	
c	Add lines 2a and 2b	2c	1,706.
3	Distributable amount before adjustments. Subtract line 2c from line 1	3	63,729.
4	Recoveries of amounts treated as qualifying distributions	4	NONE
5	Add lines 3 and 4	5	63,729.
6	Deduction from distributable amount (see instructions).	6	NONE
7	Distributable amount as adjusted Subtract line 6 from line 5. Enter here and on Part XIII, line 1	7	63,729.

Part XII Qualifying Distributions (see instructions)

1	Amounts paid (including administrative expenses) to accomplish charitable, etc., purposes:		
a	Expenses, contributions, gifts, etc. - total from Part I, column (d), line 26	1a	67,600.
b	Program-related investments - total from Part IX-B	1b	
2	Amounts paid to acquire assets used (or held for use) directly in carrying out charitable, etc., purposes	2	NONE
3	Amounts set aside for specific charitable projects that satisfy the:		
a	Suitability test (prior IRS approval required)	3a	NONE
b	Cash distribution test (attach the required schedule)	3b	NONE
4	Qualifying distributions. Add lines 1a through 3b Enter here and on Part V, line 8, and Part XIII, line 4	4	67,600.
5	Foundations that qualify under section 4940(e) for the reduced rate of tax on net investment income. Enter 1% of Part I, line 27b (see instructions)	5	N/A
6	Adjusted qualifying distributions. Subtract line 5 from line 4	6	67,600.

Note. The amount on line 6 will be used in Part V, column (b), in subsequent years when calculating whether the foundation qualifies for the section 4940(e) reduction of tax in those years.

Part XIII Undistributed Income (see instructions)

	(a) Corpus	(b) Years prior to 2013	(c) 2013	(d) 2014
1 Distributable amount for 2014 from Part XI, line 7				63,729.
2 Undistributed income, if any, as of the end of 2014				
a Enter amount for 2013 only			NONE	
b Total for prior years 20 <u>12</u> , 20 <u> </u> , 20 <u> </u>		NONE		
3 Excess distributions carryover, if any, to 2014				
a From 2009	NONE			
b From 2010	48,848.			
c From 2011	9,185.			
d From 2012	8,478.			
e From 2013	5,452.			
f Total of lines 3a through e	71,963.			
4 Qualifying distributions for 2014 from Part XII, line 4 ▶ \$ <u>67,600.</u>				
a Applied to 2013, but not more than line 2a			NONE	
b Applied to undistributed income of prior years (Election required - see instructions)		NONE		
c Treated as distributions out of corpus (Election required - see instructions)	NONE			
d Applied to 2014 distributable amount				63,729.
e Remaining amount distributed out of corpus	3,871.			
5 Excess distributions carryover applied to 2014 (If an amount appears in column (d), the same amount must be shown in column (a))	NONE			NONE
6 Enter the net total of each column as indicated below:				
a Corpus Add lines 3f, 4c, and 4e Subtract line 5	75,834.			
b Prior years' undistributed income Subtract line 4b from line 2b		NONE		
c Enter the amount of prior years' undistributed income for which a notice of deficiency has been issued, or on which the section 4942(a) tax has been previously assessed		NONE		
d Subtract line 6c from line 6b Taxable amount - see instructions		NONE		
e Undistributed income for 2013. Subtract line 4a from line 2a Taxable amount - see instructions			NONE	
f Undistributed income for 2014 Subtract lines 4d and 5 from line 1 This amount must be distributed in 2015				NONE
7 Amounts treated as distributions out of corpus to satisfy requirements imposed by section 170(b)(1)(F) or 4942(g)(3) (Election may be required - see instructions)	NONE			
8 Excess distributions carryover from 2009 not applied on line 5 or line 7 (see instructions)	NONE			
9 Excess distributions carryover to 2015. Subtract lines 7 and 8 from line 6a	75,834.			
10 Analysis of line 9				
a Excess from 2010	48,848.			
b Excess from 2011	9,185.			
c Excess from 2012	8,478.			
d Excess from 2013	5,452.			
e Excess from 2014	3,871.			



Part XIV Private Operating Foundations (see instructions and Part VII-A, question 9) NOT APPLICABLE

1a If the foundation has received a ruling or determination letter that it is a private operating foundation, and the ruling is effective for 2014, enter the date of the ruling

b Check box to indicate whether the foundation is a private operating foundation described in section 4942(j)(3) or 4942(j)(5)

Table with 5 columns: (a) 2014, (b) 2013, (c) 2012, (d) 2011, (e) Total. Rows include 2a (Adjusted net income), 2b (85% of line 2a), 2c (Qualifying distributions from Part XII), 2d (Amounts included in line 2c), 2e (Qualifying distributions made directly for active conduct), 3 (Alternative tests: Assets, Endowment, Support).

Part XV Supplementary Information (Complete this part only if the foundation had \$5,000 or more in assets at any time during the year - see instructions.)

1 Information Regarding Foundation Managers:

a List any managers of the foundation who have contributed more than 2% of the total contributions received by the foundation before the close of any tax year (but only if they have contributed more than \$5,000). (See section 507(d)(2))

N/A

b List any managers of the foundation who own 10% or more of the stock of a corporation (or an equally large portion of the ownership of a partnership or other entity) of which the foundation has a 10% or greater interest.

N/A

2 Information Regarding Contribution, Grant, Gift, Loan, Scholarship, etc., Programs:

Check here [X] if the foundation only makes contributions to preselected charitable organizations and does not accept unsolicited requests for funds. If the foundation makes gifts, grants, etc (see instructions) to individuals or organizations under other conditions, complete items 2a, b, c, and d

a The name, address, and telephone number or e-mail address of the person to whom applications should be addressed:

b The form in which applications should be submitted and information and materials they should include:

c Any submission deadlines

d Any restrictions or limitations on awards, such as by geographical areas, charitable fields, kinds of institutions, or other factors:



Part XV Supplementary Information (continued)

3 Grants and Contributions Paid During the Year or Approved for Future Payment

Recipient Name and address (home or business)	If recipient is an individual, show any relationship to any foundation manager or substantial contributor	Foundation status of recipient	Purpose of grant or contribution	Amount
a Paid during the year				
PORTIUNCULA FOUNDATION C/O SISTER MARLENE KLI 146 HAWTHORNE ROAD PITTSBURGH PA 15209	NONE	PC	GENERAL SUPPORT	29,585.
JAMESON MEMORIAL HOSPITAL ATTN: JAMES AUBEL 1211 WILMINGTON AVENUE NEW CASTLE PA 16105	NONE	PC	GENERAL SUPPORT	29,585.
Total				3a 59,170.
b Approved for future payment				
Total				3b

FRANK P. MCCANDLESS

25-6033691

FORM 990PF, PART I - DIVIDENDS AND INTEREST FROM SECURITIES

DESCRIPTION	REVENUE AND EXPENSES PER BOOKS	NET INVESTMENT INCOME
ABBOTT LABORATORIES	66.	66.
ABBVIE INC	274.	274.
ALTRIA GROUP INC	343.	343.
AMERICAN EXPRESS COMPANY	172.	172.
AMGEN INC.	244.	244.
ANADARKO PETE	99.	99.
ANALOG DEVICES	231.	231.
APPLE COMPUTER	775.	775.
ARTISAN INTERNATIONAL VALUE FUND - INVES	142.	142.
AUTOMATIC DATA PROCESSING	192.	192.
BP AMOCO P L C ADR SPONSORED	266.	266.
BECTON DICKINSON AND CO.	391.	391.
BLACKROCK US OPPORTUNITIES PORTFOLIO - I	932.	932.
BORG-WARNER AUTOMOTIVE INC	39.	39.
BRISTOL-MYERS SQUIBB CO	252.	252.
CVS CORP	131.	131.
CARDINAL HEALTH INC	226.	226.
CATERPILLAR INC.	320.	320.
CHEVRONTEXACO CORP	632.	632.
CHUBB CORP	340.	340.
COACH INC W/1 RT/SH	118.	118.
COLGATE PALMOLIVE CO	284.	284.
COMCAST CORP CL A	87.	87.
CONOCOPHILLIPS	426.	426.
COSTCO WHOLESALE CORP	138.	138.
DEERE & COMPANY	222.	222.
DOMINION RES INC VA NEW COM	180.	180.
DOVER CORP.	155.	155.
DOW CHEMICAL CO	143.	143.
DUPONT DE NEMOURS CO	184.	184.
EASTMAN CHEMICAL CO	350.	350.
EMERSON ELECTRIC CO	264.	264.

FRANK P. MCCANDLESS

25-6033691

FORM 990PF, PART I - DIVIDENDS AND INTEREST FROM SECURITIES
 =====

DESCRIPTION	REVENUE AND EXPENSES PER BOOKS	NET INVESTMENT INCOME
-----	-----	-----
EXXON MOBIL CORP COM	405.	405.
FEDERATED TOTAL RETURN BOND FUND #328	1,721.	1,721.
FEDERATED TOTAL RETURN GOVERNMENT BOND F	220.	220.
FRANKLIN RES INC	90.	90.
FREEMPORT MCMORAN COPPER & GOLD	313.	313.
GENERAL ELEC CAP CORP 3.15% 09/07/2022	1,575.	1,575.
GENERAL MILLS INC	242.	242.
GENUINE PARTS COMPANY	192.	192.
GOLDMAN SACHS GROUP INC	130.	130.
GOLDMAN SACHS GROUP INC 3.625% 02/07/201	1,813.	1,813.
HONEYWELL INTL INC COM	187.	187.
HUNTINGTON DIVIDEND CAPTURE FUND I	94.	94.
ILLINOIS TOOL WORKS INC COM	262.	262.
JABIL CIRCUIT INC	18.	18.
KLA-TENCOR CORP	1,842.	1,842.
KIMBERLY-CLARK CORPORATION	416.	416.
LORD ABBETT SHORT DURATION INCOME FUND -	14.	14.
MARATHON OIL CORP	151.	151.
MARATHON PETROLEUM CORP	184.	184.
MCDONALDS CORP	574.	574.
MEDTRONIC INC.	176.	176.
HUNTINGTON CONSERVATIVE DEPOSIT ACCOUNT	15.	15.
MONSANTO CO NEW	178.	178.
NATIONAL RETAIL PROPERTIES I (REIT)	129.	129.
NIKE INC CL B	288.	288.
OPPENHEIMER DEVELOPING MARKETS FUND - CL	65.	65.
PIMCO LOW DURATION INSTITUTIONAL	69.	69.
PIMCO TOTAL RETURN FUND INSTL CLASS	2,065.	2,065.
PARKER HANNIFIN CORP	362.	362.
PEPSICO INC	428.	428.
PHILLIPS 66	142.	142.
PIMCO INCOME FUND - INSTITUTIONAL CLASS	299.	299.
PRAXAIR INC	325.	325.

FRANK P. MCCANDLESS

25-6033691

FORM 990PF, PART I - DIVIDENDS AND INTEREST FROM SECURITIES

DESCRIPTION	REVENUE AND EXPENSES PER BOOKS	NET INVESTMENT INCOME
PROCTER & GAMBLE CO	443.	443.
PRUDENTIAL TOTAL RETURN BOND FUND - CLAS	14.	14.
QUALCOMM INC	186.	186.
QUESTAR CORP COM	169.	169.
RIDGEWORTH MID CAP VALUE EQUITY FUND - C	709.	709.
SCHLUMBERGER LTD.	151.	151.
SEMPRA ENERGY CORP	457.	457.
SIMON PROPERTY GROUP INC NEW (REIT)	644.	644.
SMUCKER J M CO NEW	244.	244.
SPECTRA ENERGY CORP	344.	344.
STATE STREET CORP	86.	86.
TECO ENERGY INC	176.	176.
TEXAS INSTRUMENTS INC.	214.	214.
THERMO ELECTRON CORP W/1 RT/SH	45.	45.
THORNBURG INTERNATIONAL VALUE - I SHARES	235.	235.
3M CO COM	513.	513.
TRACTOR SUPPLY COMPANY	48.	48.
UNION PACIFIC CORP	542.	542.
UNITED TECHNOLOGIES CORP	354.	354.
V F CORP W/1 RT/SH	443.	443.
VANGUARD SMALL CAP INDEX - ADMIRAL SHARE	29.	29.
VERIZON COMMUNICATIONS	384.	384.
VIACOM INC CLASS B	96.	96.
VODAFONE GROUP PLC	2,670.	2,670.
VODAFONE GROUP PLC - SP ADR	190.	190.
WELLS FARGO & CO NEW	188.	188.
ACCENTURE PLC CL A	242.	242.
NOBLE CORP PLC	56.	56.
PARTNERRE LTD	268.	268.
ACE LIMITED	448.	448.
TOTAL	34,190.	34,190.

FRANK P. MCCANDLESS

25-6033691

FORM 990PF, PART I - ACCOUNTING FEES

DESCRIPTION	REVENUE AND EXPENSES PER BOOKS	NET INVESTMENT INCOME	ADJUSTED NET INCOME	CHARITABLE PURPOSES
TAX PREPARATION FEE (NON-ALLOC	550.	275.		275.
TOTALS	550.	275.	NONE	275.

FRANK P. MCCANDLESS

25-6033691

FORM 990PF, PART I - TAXES
=====

DESCRIPTION -----	REVENUE AND EXPENSES PER BOOKS -----	NET INVESTMENT INCOME -----
FEDERAL TAX PAYMENT - PRIOR YE	850.	
FEDERAL ESTIMATES - PRINCIPAL	1,620.	
FOREIGN TAXES ON QUALIFIED FOR	47.	47.
TOTALS	2,517.	47.
	=====	=====

FRANK P. MCCANDLESS

25-6033691

FORM 990PF, PART I - OTHER EXPENSES
=====

DESCRIPTION -----	REVENUE AND EXPENSES PER BOOKS -----	NET INVESTMENT INCOME -----	CHARITABLE PURPOSES -----
OTHER NONALLOCABLE EXPENSES -	5.	3.	3.
TOTALS	5.	3.	3.



FRANK P. MCCANDLESS

25-6033691

FORM 990PF, PART II - CORPORATE STOCK
=====

DESCRIPTION -----	ENDING BOOK VALUE -----	ENDING FMV ---
EQUITIES	740,537.	1,084,034.
	-----	-----
TOTALS	740,537.	1,084,034.
	=====	=====



FRANK P. MCCANDLESS

25-6033691

FORM 990PF, PART II - CORPORATE BONDS
=====

DESCRIPTION -----	ENDING BOOK VALUE -----	ENDING FMV -----
FIXED	229,632.	235,047.
TOTALS	229,632.	235,047.
	=====	=====





FRANK P. MCCANDLESS

25-6033691

FORM 990PF, PART III - OTHER DECREASES IN NET WORTH OR FUND BALANCES

DESCRIPTION

AMOUNT

2014 INCOME POSTED IN 2015
ROUNDING

956.
8.

TOTAL

964.
=====



FRANK P. MCCANDLESS

25-6033691

FORM 990PF, PART VIII - LIST OF OFFICERS, DIRECTORS, AND TRUSTEES

=====

OFFICER NAME:

HUNTINGTON NATIONAL BANK

ADDRESS:

PO BOX 1558 DEPT EA4E86
COLUMBUS, OH 43216

TITLE:

TRUSTEE

AVERAGE HOURS PER WEEK DEVOTED TO POSITION: 4

COMPENSATION 16,304.

COMPENSATION EXPLANATION:

TRUSTEE FEES

TOTAL COMPENSATION: 16,304.

=====

MCCANDLESS
25-6033691

The Huntington Trust


DECEMBER 01, 2014 TO DECEMBER 31, 2014

ACCOUNT NAME: FRANK P. MCCANDLESS

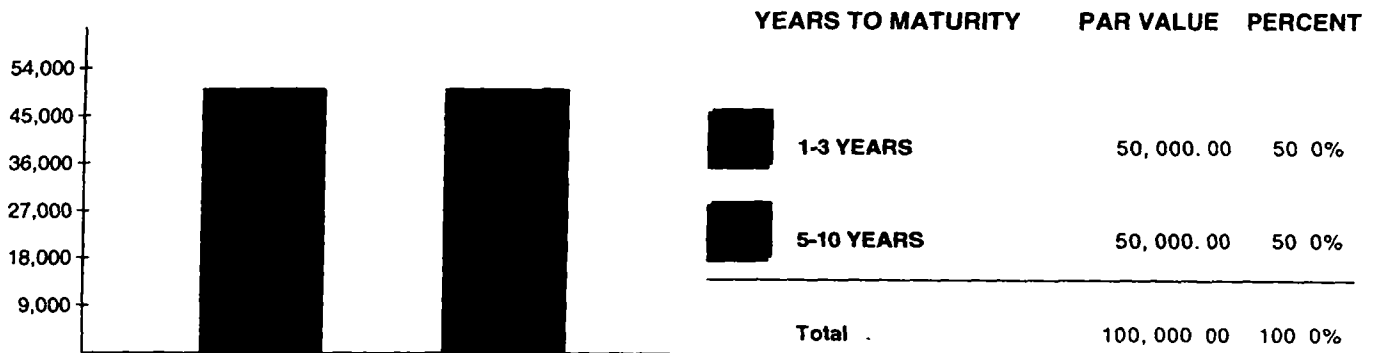
PORTFOLIO DETAIL

DESCRIPTION	TOTAL MARKET/ TOTAL COST	MARKET PRICE/ COST PRICE	EST ANNUAL INCOME/	CURRENT YIELD
SHORT TERM INVESTMENTS				
MONEY MARKET FUNDS				
608993853 HUNTINGTON CONSERVATIVE DEPOSIT ACCOUNT	51,117.68	1.00	25.56	0.05
	51,117.68	1.00	2.13	
** TOTAL MONEY MARKET FUNDS	SUB-TOTAL		25.56	0.05
	51,117.68		2.13	
* TOTAL SHORT TERM INVESTMENTS			25.56	0.05
	51,117.68		2.13	

BOND QUALITY SUMMARY



BOND MATURITY SUMMARY



AVERAGE TIME TO MATURITY: 4.4 YEARS

CURRENT YIELD: 3.31%

The Huntington Trust

DECEMBER 01, 2014 TO DECEMBER 31, 2014

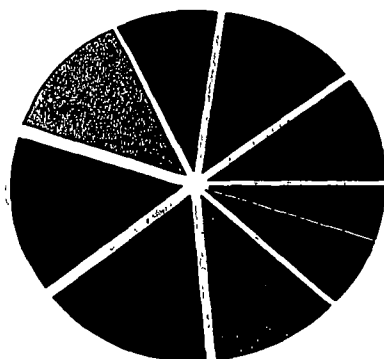
ACCOUNT NAME: FRANK P. MCCANDLESS

2

PORTFOLIO DETAIL (CONTINUED)

DESCRIPTION	RATING	PAR VALUE	TOTAL MARKET/ TOTAL COST	MARKET PRICE/ COST PRICE	EST ANNUAL INCOME/	YIELD CURRENT/ MATURITY
FIXED INCOME						
CORPORATE OBLIGATIONS						
CORPORATE BONDS						
36962G6F6 GENERAL ELEC CAP CORP 3 15% 09/07/2022	AA+	50,000 000	50,926 00 49,830 00	101 85 99 66	1,575 00 498 75	3 09 2 83
38143USC6 GOLDMAN SACHS GROUP INC 3.625% 02/07/2016	A-	50,000 000	51,303 00 49,584 50	102 61 99 17	1,812.50 725 00	3 53 1 25
*** TOTAL CORPORATE BONDS			SUB-TOTAL 102,229.00 99,414.50		3,387.50 1,223.75	3.31
** TOTAL CORPORATE OBLIGATIONS			SUB-TOTAL 102,229.00 99,414.50		3,387.50 1,223.75	3.31
* TOTAL FIXED INCOME			102,229.00 99,414.50		3,387.50 1,223.75	3.31

EQUITY DIVERSIFICATION SUMMARY



INDUSTRY CODE	MARKET VALUE	PERCENT
CONSUMER DISCRETIONARY	101,905.50	10 3%
CONSUMER STAPLES	125,974.00	12 7%
ENERGY	92,699.00	9 4%
FINANCIALS	127,446.80	12 9%
HEALTH CARE	152,072.80	15 3%
INDUSTRIALS	158,831 75	16 0%
INFORMATION TECHNOLOGY	116,126.10	11 7%
MATERIALS	64,902 00	6 6%
TELECOMMUNICATION SERVICES	13,932 75	1 4%
UTILITIES	36,964.00	3 7%
Total	990,854.70	100 0%

DESCRIPTION	TICKER	SHARES	TOTAL MARKET/ TOTAL COST	MARKET PRICE/ COST PRICE	EST ANNUAL INCOME/ ACCRUED INC	CURRENT YIELD
EQUITY INVESTMENTS						
CONSUMER DISCRETIONARY						
099724106 BORG-WARNER INC	BWA	100 000	5,495.00 6,081 99	54.95 60.82	52.00	0 95
20030N101 COMCAST CORP CL A	CMCSA	100 000	5,801 00 4,017.00	58 01 40 17	90 00	1 55

The Huntington Trust

3

DECEMBER 01, 2014 TO DECEMBER 31, 2014

ACCOUNT NAME: FRANK P. MCCANDLESS

PORTFOLIO DETAIL (CONTINUED)

DESCRIPTION	TICKER	SHARES	TOTAL MARKET/ TOTAL COST	MARKET PRICE/ COST PRICE	EST ANNUAL INCOME/ ACCRUED INC	CURRENT YIELD
CONSUMER DISCRETIONARY						
580135101 MCDONALDS CORP	MCD	175 000	16,397.50 13,905.50	93.70 79.46	595.00	3.63
654106103 NIKE INC CL B	NKE	300 000	28,845.00 12,896.74	96.15 42.99	336.00 84.00	1.16
892356106 TRACTOR SUPPLY COMPANY	TSCO	100 000	7,882.00 7,012.20	78.82 70.12	64.00	0.81
918204108 V F CORP	VFC	400 000	29,960.00 12,865.38	74.90 32.16	512.00	1.71
92553P201 VIACOM INC CLASS B	VIAB	100 000	7,525.00 6,663.98	75.25 66.64	132.00 33.00	1.75
** TOTAL CONSUMER DISCRETIONARY		SUB-TOTAL	101,905.50 63,442.79		1,781.00 117.00	1.75
CONSUMER STAPLES						
02209S103 ALTRIA GROUP INC	MO	175 000	8,622.25 4,414.24	49.27 25.22	364.00 91.00	4.22
126650100 CVS HEALTH CORPORATION	CVS	125 000	12,038.75 7,756.85	96.31 62.05	175.00	1.45
194162103 COLGATE PALMOLIVE	CL	200.000	13,838.00 11,433.85	69.19 57.17	288.00	2.08
21036P108 CONSTELLATION BRANDS INC CL A	STZ	125 000	12,271.25 7,238.25	98.17 57.91		
22160K105 COSTCO WHOLESALERS CORP	COST	100 000	14,175.00 10,278.99	141.75 102.79	142.00	1.00
370334104 GENERAL MILLS INC	GIS	150 000	7,999.50 5,431.25	53.33 36.21	246.00	3.08
494368103 KIMBERLY-CLARK CORP	KMB	125 000	14,442.50 7,521.77	115.54 60.17	420.00 105.00	2.91
713448108 PEPSICO INC	PEP	175.000	16,548.00 11,126.25	94.56 63.58	458.50 114.63	2.77
742718109 PROCTER & GAMBLE CO	PG	175 000	15,940.75 10,862.75	91.09 62.07	450.45	2.83

The Huntington Trust

4

DECEMBER 01, 2014 TO DECEMBER 31, 2014

ACCOUNT NAME: FRANK P. MCCANDLESS

PORTFOLIO DETAIL (CONTINUED)

DESCRIPTION	TICKER	SHARES	TOTAL MARKET/ TOTAL COST	MARKET PRICE/ COST PRICE	EST ANNUAL INCOME/	CURRENT YIELD
CONSUMER STAPLES						
832696405 SMUCKER (J M) CO THE-NEW COM WI	SJM	100.000	10,098 00 10,225 92	100 98 102 26	256 00	2 54
** TOTAL CONSUMER STAPLES		SUB-TOTAL	125,974.00 86,290.12		2,799.95 310.63	2.22
ENERGY						
032511107 ANADARKO PETROLEUM CORP W/1 RT/SH	APC	100.000	8,250 00 6,321.97	82.50 63.22	108 00	1 31
055622104 BP PLC SPONS ADR	BP	150 000	5,718.00 7,393 20	38 12 49 29	360 00	6 30
166764100 CHEVRON CORPORATION	CVX	150 000	16,827.00 13,722.04	112 18 91.48	642 00	3 82
20825C104 CONOCOPHILLIPS	COP	150 000	10,359 00 7,632.19	69.06 50.88	438 00	4 23
30231G102 EXXON MOBIL CORP	XOM	150 000	13,887.50 11,130.00	92 45 74 20	414 00	2 99
565849106 MARATHON OIL CORP	MRO	200 000	5,658.00 6,629 00	28.29 33 15	168.00	2 97
56585A102 MARATHON PETROLEUM CORP	MPC	100 000	9,026 00 8,712.95	90.26 87.13	200 00	2 22
718546104 PHILLIPS 66	PSX	75 000	5,377 50 2,406 56	71.70 32.09	150.00	2 79
806857108 SCHLUMBERGER LTD	SLB	100 000	8,541 00 7,604 90	85.41 76.05	160.00 40 00	1 87
847560109 SPECTRA ENERGY CORP	SE	250.000	9,075.00 7,082 25	36 30 28.33	370 00	4 08
** TOTAL ENERGY		SUB-TOTAL	92,699.00 78,635.06		3,010.00 40.00	3.25
FINANCIALS						
025816109 AMERICAN EXPRESS	AXP	175 000	16,282 00 7,733 75	93 04 44 19	182 00	1 12

The Huntington Trust

5

DECEMBER 01, 2014 TO DECEMBER 31, 2014

ACCOUNT NAME: FRANK P. MCCANDLESS

PORTFOLIO DETAIL (CONTINUED)

DESCRIPTION	TICKER	SHARES	TOTAL MARKET/ TOTAL COST	MARKET PRICE/ COST PRICE	EST ANNUAL INCOME/ ACCRUED INC	CURRENT YIELD
FINANCIALS						
171232101 CHUBB CORP W/1 RT/SH	CB	175 000	18,107.25 10,339.25	103.47 59.08	350.00 87.50	1.93
354613101 FRANKLIN RES INC	BEN	200 000	11,074.00 7,768.50	55.37 38.84	120.00 130.00	1.08
38141G104 GOLDMAN SACHS GROUP INC	GS	60 000	11,629.80 9,568.10	193.83 159.47	144.00	1.24
828806109 SIMON PROPERTY GROUP INC	SPG	125 000	22,763.75 12,039.51	182.11 96.32	650.00	2.86
857477103 STATE STREET CORP	STT	100.000	7,850.00 6,528.00	78.50 65.28	120.00 30.00	1.53
949746101 WELLS FARGO & CO	WFC	150 000	8,223.00 6,299.99	54.82 42.00	210.00	2.55
G6852T105 PARTNERRE LTD	PRE	100.000	11,413.00 8,905.85	114.13 89.06	268.00	2.35
H0023R105 ACE LIMITED	ACE	175.000	20,104.00 10,653.49	114.88 60.88	455.00 113.75	2.26
** TOTAL FINANCIALS			SUB-TOTAL 127,446.80 79,836.44		2,499.00 361.25	1.96
HEALTH CARE						
002824100 ABBOTT LABORATORIES	ABT	100 000	4,502.00 3,937.71	45.02 39.38	96.00	2.13
00287Y109 ABBVIE INC	ABBV	170 000	11,124.80 7,894.19	65.44 46.44	333.20	3.00
031162100 AMGEN INC	AMGN	100.000	15,929.00 10,580.91	159.29 105.81	316.00	1.98
075887109 BECTON DICKINSON	BDX	175.000	24,353.00 13,835.49	139.16 79.06	420.00	1.72
110122108 BRISTOL-MYERS SQUIBB CO	BMJ	175.000	10,330.25 4,735.88	59.03 27.06	259.00 64.75	2.51
14149Y108 CARDINAL HEALTH INC	CAH	175.000	14,127.75 7,109.50	80.73 40.63	239.75 59.94	1.70

The Huntington Trust

6

DECEMBER 01, 2014 TO DECEMBER 31, 2014

ACCOUNT NAME: FRANK P. MCCANDLESS

PORTFOLIO DETAIL (CONTINUED)

DESCRIPTION	TICKER	SHARES	TOTAL MARKET/ TOTAL COST	MARKET PRICE/ COST PRICE	EST ANNUAL INCOME/	CURRENT YIELD
HEALTH CARE						
30219G108 EXPRESS SCRIPTS HOLDING CO	ESRX	100 000	8,467 00 7,468.99	84.67 74.69		
375558103 GILEAD SCIENCES INC	GILD	150.000	14,139 00 8,216.49	94.26 54.78		
585055106 MEDTRONIC INC	MDT	150.000	10,830.00 5,197 00	72.20 34.65	183 00 45.75	1.69
883556102 THERMO FISHER SCIENTIFIC INC 1 RT PER SHARE EXP 9-25-15	TMO	100 000	12,529.00 12,354.40	125.29 123.54	60 00 15 00	0.48
G0083B108 ACTAVIS PLC	ACT	100.000	25,741.00 14,401 00	257.41 144.01		
** TOTAL HEALTH CARE		SUB-TOTAL	152,072.80 95,731.56		1,906.95 185.44	1.25
INDUSTRIALS						
149123101 CATERPILLAR INC	CAT	100 000	9,153.00 8,836.49	91.53 88.36	280 00	3.06
244199105 DEERE & CO W/1 RT/SH	DE	100 000	8,847.00 8,702 00	88.47 87.02	240 00 60 00	2.71
260003108 DOVER CORP	DOV	100 000	7,172.00 7,866.85	71.72 78.67	160 00	2.23
291011104 EMERSON ELECTRIC CO	EMR	150 000	9,259.50 7,875.50	61.73 52.50	282 00	3.05
438516106 HONEYWELL INTERNATIONAL INC	HON	100 000	9,992.00 8,051 00	99.92 80.51	207 00	2.07
452308109 ILLINOIS TOOL WORKS	ITW	150 000	14,205.00 7,402.50	94.70 49.35	291 00 72.75	2.05
701094104 PARKER HANNIFIN CORP	PH	175.000	22,566.25 13,970.45	128.95 79.83	441 00	1.95
88579Y101 3M COMPANY	MMM	150.000	24,648.00 12,628.25	164.32 84.19	615 00	2.50
907818108 UNION PACIFIC CORP	UNP	300 000	35,739.00 13,738.25	119.13 45.79	600 00 150 00	1.68

DECEMBER 01, 2014 TO DECEMBER 31, 2014

ACCOUNT NAME: FRANK P MCCANDLESS

PORTFOLIO DETAIL (CONTINUED)

DESCRIPTION	TICKER	SHARES	TOTAL MARKET/ TOTAL COST	MARKET PRICE/ COST PRICE	EST ANNUAL INCOME/	CURRENT YIELD
INDUSTRIALS						
913017109 UNITED TECHNOLOGIES CORP	UTX	150.000	17,250 00 11,442 25	115 00 76 28	354 00	2 05
** TOTAL INDUSTRIALS		SUB-TOTAL	158,831.75 100,513.54		3,470.00 282.75	2.18
INFORMATION TECHNOLOGY						
032654105 ANALOG DEVICES INC	ADI	175 000	9,716 00 8,315.69	55.52 47.52	259 00	2 67
037833100 APPLE INC	AAPL	420 000	46,359 60 20,334 65	110.38 48.42	789.60	1 70
053015103 AUTOMATIC DATA PROCESSING	ADP	100.000	8,337 00 4,183.03	83 37 41 83	196 00 49 00	2 35
278642103 EBAY INC	EBAY	130.000	7,295 60 7,242.50	56.12 55 71		
30303M102 FACEBOOK INC-A	FB	100 000	7,802 00 6,755 80	78.02 67.56		
482480100 KLA-TENCOR CORP	KLAC	130.000	9,141 60 7,328 40	70.32 56.37	260 00	2 84
747525103 QUALCOMM INC	QCOM	120.000	8,919 60 6,387 10	74.33 53 23	201 60	2 26
882508104 TEXAS INSTRUMENTS INC	TXN	180.000	9,623 70 6,231.20	53 47 34 62	244 80	2 54
G1151C101 ACCENTURE PLC CL A	ACN	100 000	8,931 00 5,213.25	89 31 52.13	204 00	2 28
** TOTAL INFORMATION TECHNOLOGY		SUB-TOTAL	116,126.10 71,991.62		2,155.00 49.00	1.86
MATERIALS						
260543103 DOW CHEMICAL	DOW	100 000	4,561 00 2,358 96	45.61 23 59	168.00 42.00	3 68
263534109 DU PONT E I DE NEMOURS & CO	DD	100 000	7,394 00 4,305 00	73 94 43.05	188.00	2 54

DECEMBER 01, 2014 TO DECEMBER 31, 2014

ACCOUNT NAME: FRANK P. MCCANDLESS

PORTFOLIO DETAIL (CONTINUED)

DESCRIPTION	TICKER	SHARES	TOTAL MARKET/ TOTAL COST	MARKET PRICE/ COST PRICE	EST ANNUAL INCOME/	CURRENT YIELD
MATERIALS						
277432100 EASTMAN CHEMICAL CO	EMN	250 000	18,965.00 10,687.50	75.86 42.75	400.00 100.00	2.11
35671D857 FREEPORT-MCMORAN INC W/1 RT/SH	FCX	250 000	5,840.00 13,211.00	23.36 52.84	312.50	5.35
61166W101 MONSANTO CO	MON	100 000	11,947.00 10,102.85	119.47 101.03	196.00	1.64
74005P104 PRAXAIR INC	PX	125 000	16,195.00 11,779.24	129.56 94.23	325.00	2.01
** TOTAL MATERIALS		SUB-TOTAL	64,902.00 52,444.55		1,589.50 142.00	2.45
TELECOMMUNICATION SERVICES						
92343V104 VERIZON COMMUNICATIONS	VZ	189 000	8,841.42 7,042.76	46.78 37.26	415.80	4.70
92857W308 VODAFONE GROUP PLC - SP ADR	VOD	149.000	5,091.33 6,822.55	34.17 45.79	268.50	5.27
** TOTAL TELECOMMUNICATION SERVICES		SUB-TOTAL	13,932.75 13,865.31		684.30 0.00	4.91
UTILITIES						
25746U109 DOMINION RESOURCES INC /VA	D	100 000	7,690.00 6,876.80	76.90 68.77	240.00	3.12
748356102 QUESTAR CORP	STR	225 000	5,688.00 3,947.00	25.28 17.54	171.00	3.01
816851109 SEMPRA ENERGY	SRE	175 000	19,488.00 8,948.00	111.36 51.13	462.00 115.50	2.37
872375100 TECO ENERGY INC	TE	200 000	4,098.00 3,420.95	20.49 17.10	176.00	4.29
** TOTAL UTILITIES		SUB-TOTAL	36,964.00 23,192.75		1,049.00 115.50	2.84
* TOTAL EQUITY INVESTMENTS			990,854.70 665,943.74		20,944.70 1,603.57	2.11

DECEMBER 01, 2014 TO DECEMBER 31, 2014

ACCOUNT NAME: FRANK P. MCCANDLESS

PORTFOLIO DETAIL (CONTINUED)

DESCRIPTION	TICKER	SHARES	TOTAL MARKET/ TOTAL COST	MARKET PRICE/ COST PRICE	EST ANNUAL INCOME/	CURRENT YIELD
MUTUAL FUNDS						
MUTUAL FUNDS-FIXED INCOME						
31428Q101 FEDERATED TOTAL RETURN BOND FUND - INSTITUTIONAL SHARES	FTRBX	4,227 718	46,674 .01 43,662 67	11 04 10 33	1,708 00 142.33	3 66
31429A105 FEDERATED TOTAL RETURN GOVERNMENT BOND FUND - INSTITUTIONAL CLASS	FTRGX	1,071 068	11,931 .70 12,022 02	11 14 11 22	220 64 18 39	1 85
543916688 LORD ABBETT SHORT DURATION INCOME FUND - CLASS I	LLDYX	1,111 111	4,944 .44 5,000 00	4.45 4.50	195 56 16 30	3 96
693390700 PIMCO TOTAL RETURN FUND - INSTITUTIONAL CLASS	PTRRX	4,633 708	49,395 .33 49,269 06	10.66 10.63	1,070 39 89.20	2 17
72201F490 PIMCO INCOME FUND - INSTITUTIONAL CLASS	PIMIX	1,206 214	14,872 .62 15,263 .44	12 33 12 65	803 34 66 95	5 40
74440B405 PRUDENTIAL TOTAL RETURN BOND FUND - CLASS Z	PDBZX	346 981	5,000 .00 5,000 00	14.41 14 41	178 35 14 86	3 57
** TOTAL MUTUAL FUNDS-FIXED INCOME		SUB-TOTAL	132,818 .10 130,217 .19		4,176.28 348.03	3.14
MUTUAL FUNDS-EQUITY						
04314H881 ARTISAN INTERNATIONAL VALUE FUND - INVESTOR CLASS	ARTKX	149.566	5,116 .65 5,000 .00	34.21 33.43	81.81	1 60
091929760 BLACKROCK US OPPORTUNITIES PORTFOLIO - INSTITUTIONAL	BMCIX	582.169	22,908 .35 20,378 45	39.35 35 00	194.44	0 85
277902698 EATON VANCE ATLANTA CAPITAL SMID-CAP FUND - CLASS I	EISMX	1,706 439	43,002 .26 29,762 40	25.20 17.44		
683974505 OPPENHEIMER DEVELOPING MARKETS FUND - CLASS Y	ODVYX	229 781	8,056 .12 6,540 .98	35 06 28.47	51.47	0 64
76628F615 RIDGEMOUTH MID CAP VALUE EQUITY FUND - CLASS I	SMVTX	881 429	12,066 76 10,911 .74	13 69 12.38	108 42	0 90
922908686 VANGUARD SMALL CAP INDEX - ADMIRAL SHARES	VSMAX	36 311	2,028 .70 2,000 .00	55.87 55.08	29 05	1 43
** TOTAL MUTUAL FUNDS-EQUITY		SUB-TOTAL	93,178.84 74,593.57		465.19 0.00	0.50
* TOTAL MUTUAL FUNDS			225,996.94 204,810.76		4,641.47 348.03	2.05

The Huntington Trust

10

DECEMBER 01, 2014 TO DECEMBER 31, 2014

ACCOUNT NAME: FRANK P. MCCANDLESS

PORTFOLIO DETAIL (CONTINUED)

DESCRIPTION	TICKER	SHARES	TOTAL MARKET/ TOTAL COST	MARKET PRICE/ COST PRICE	EST ANNUAL INCOME/	CURRENT YIELD
CASH						
CASH			25.16			
			25.16			
* TOTAL CASH			25.16		0.00	0.00
			25.16		0.00	
GRAND TOTAL ASSETS			1,370,223.48		28,999.23	2.12
			1,021,311.64		3,177.48	