



See a Social Security Number? Say Something!
Report Privacy Problems to <https://public.resource.org/privacy>
Or call the IRS Identity Theft Hotline at 1-800-908-4490



Return of Private Foundation

or Section 4947(a)(1) Trust Treated as Private Foundation

Do not enter social security numbers on this form as it may be made public.

Information about Form 990-PF and its separate instructions is at www.irs.gov/form990pf.

Form **990-PF**

Department of the Treasury
Internal Revenue Service

For calendar year 2014 or tax year beginning , and ending

Name of foundation
HARLAN E. ANDERSON FOUNDATION

Number and street (or P O box number if mail is not delivered to street address) Room/suite
THE MAPLES PH, 179 OENOKE RIDGE RD

City or town, state or province, country, and ZIP or foreign postal code
NEW CANAAN, CT 06840

A Employer identification number
23-7011480

B Telephone number
(203) 966-5932

C If exemption application is pending, check here

D 1. Foreign organizations, check here
2. Foreign organizations meeting the 85% test, check here and attach computation

E If private foundation status was terminated under section 507(b)(1)(A), check here

F If the foundation is in a 60-month termination under section 507(b)(1)(B), check here

G Check all that apply Initial return Initial return of a former public charity
 Final return Amended return
 Address change Name change

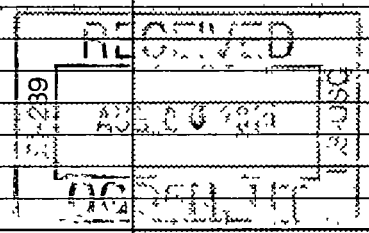
H Check type of organization Section 501(c)(3) exempt private foundation
 Section 4947(a)(1) nonexempt charitable trust Other taxable private foundation

I Fair market value of all assets at end of year (from Part II, col. (c), line 16)
\$ **12201732.**

J Accounting method Cash Accrual
 Other (specify) _____

(Part I, column (d) must be on cash basis.)

| Part I Analysis of Revenue and Expenses (The total of amounts in columns (b), (c), and (d) may not necessarily equal the amounts in column (a)) | | (a) Revenue and expenses per books | (b) Net investment income | (c) Adjusted net income | (d) Disbursements for charitable purposes (cash basis only) | |
|---|--|------------------------------------|---------------------------|-------------------------|---|---------|
| Revenue | 1 Contributions, gifts, grants, etc., received | 8298161. | | N/A | | |
| | 2 Check <input type="checkbox"/> if the foundation is not required to attach Sch B | | | | | |
| | 3 Interest on savings and temporary cash investments | | | | | |
| | 4 Dividends and interest from securities | 82237. | 82237. | | STATEMENT 1 | |
| | 5a Gross rents | 69694. | 69694. | | STATEMENT 2 | |
| | b Net rental income or (loss) | 69694. | | | | |
| | 6a Net gain or (loss) from sale of assets not on line 10 | 650537. | | | | |
| | b Gross sales price for all assets on line 6a | 2139783. | | | | |
| | 7 Capital gain net income (from Part IV, line 2) | | 650537. | | | |
| | 8 Net short-term capital gain | | | | | |
| | 9 Income modifications | | | | | |
| | 10a Gross sales less returns and allowances | | | | | |
| b Less Cost of goods sold | | | | | | |
| c Gross profit or (loss) | | | | | | |
| 11 Other income | | | | | | |
| 12 Total Add lines 1 through 11 | 9100629. | 802468. | | | | |
| Operating and Administrative Expenses | 13 Compensation of officers, directors, trustees, etc | 0. | 0. | | 0. | |
| | 14 Other employee salaries and wages | | | | | |
| | 15 Pension plans, employee benefits | | | | | |
| | 16a Legal fees | | | | | |
| | b Accounting fees | | | | | |
| | c Other professional fees | STMT 3 | 23529. | 23529. | | 0. |
| | 17 Interest | | | | | |
| | 18 Taxes | STMT 4 | 6014. | 4075. | | 0. |
| | 19 Depreciation and depletion | | | | | |
| | 20 Occupancy | | | | | |
| | 21 Travel, conferences, and meetings | | | | | |
| | 22 Printing and publications | | | | | |
| | 23 Other expenses | STMT 5 | 2191. | 2191. | | 0. |
| | 24 Total operating and administrative expenses. Add lines 13 through 23 | | 31734. | 29795. | | 0. |
| | 25 Contributions, gifts, grants paid | | 185000. | | | 185000. |
| 26 Total expenses and disbursements. Add lines 24 and 25 | | 216734. | 29795. | | 185000. | |
| 27 Subtract line 26 from line 12 | | 8883895. | | | | |
| a Excess of revenue over expenses and disbursements | | | | | | |
| b Net investment income (if negative, enter -0-) | | | 772673. | | | |
| c Adjusted net income (if negative, enter -0-) | | | | N/A | | |



SCANNED AUG 07 2015

S 918

| Part II Balance Sheets | | Attached schedules and amounts in the description column should be for end-of-year amounts only | | Beginning of year | End of year | |
|-----------------------------|--|---|----------------|-----------------------|-------------|----------|
| | | (a) Book Value | (b) Book Value | (c) Fair Market Value | | |
| Assets | 1 | Cash - non-interest-bearing | | | | |
| | 2 | Savings and temporary cash investments | | 51462. | 265691. | 265691. |
| | 3 | Accounts receivable ▶ | | | | |
| | | Less: allowance for doubtful accounts ▶ | | | | |
| | 4 | Pledges receivable ▶ | | | | |
| | | Less: allowance for doubtful accounts ▶ | | | | |
| | 5 | Grants receivable | | | | |
| | 6 | Receivables due from officers, directors, trustees, and other disqualified persons | | | | |
| | 7 | Other notes and loans receivable ▶ | | | | |
| | | Less: allowance for doubtful accounts ▶ | | | | |
| | 8 | Inventories for sale or use | | | | |
| | 9 | Prepaid expenses and deferred charges | | | | |
| | 10a | Investments - U.S. and state government obligations | | | | |
| | b | Investments - corporate stock STMT 7 | | 2376694. | 2673295. | 3516118. |
| | c | Investments - corporate bonds | | | | |
| | 11 | Investments - land, buildings, and equipment basis ▶ | | | | |
| | Less: accumulated depreciation ▶ | | | | | |
| 12 | Investments - mortgage loans | | | | | |
| 13 | Investments - other STMT 8 | | 9196. | 8308126. | 8419923. | |
| 14 | Land, buildings, and equipment basis ▶ | | | | | |
| | Less: accumulated depreciation ▶ | | | | | |
| 15 | Other assets (describe ▶) | | | | | |
| 16 | Total assets (to be completed by all filers - see the instructions. Also, see page 1, item I) | | 2437352. | 11247112. | 12201732. | |
| Liabilities | 17 | Accounts payable and accrued expenses | | | | |
| | 18 | Grants payable | | | | |
| | 19 | Deferred revenue | | | | |
| | 20 | Loans from officers, directors, trustees, and other disqualified persons | | | | |
| | 21 | Mortgages and other notes payable | | | | |
| | 22 | Other liabilities (describe ▶) | | | | |
| | 23 | Total liabilities (add lines 17 through 22) | | 0. | 0. | |
| Net Assets or Fund Balances | Foundations that follow SFAS 117, check here <input type="checkbox"/> | | | | | |
| | and complete lines 24 through 26 and lines 30 and 31. | | | | | |
| | 24 | Unrestricted | | | | |
| | 25 | Temporarily restricted | | | | |
| | 26 | Permanently restricted | | | | |
| | Foundations that do not follow SFAS 117, check here <input checked="" type="checkbox"/> | | | | | |
| | and complete lines 27 through 31. | | | | | |
| | 27 | Capital stock, trust principal, or current funds | | 2437352. | 11247112. | |
| 28 | Paid-in or capital surplus, or land, bldg, and equipment fund | | 0. | 0. | | |
| 29 | Retained earnings, accumulated income, endowment, or other funds | | 0. | 0. | | |
| 30 | Total net assets or fund balances | | 2437352. | 11247112. | | |
| 31 | Total liabilities and net assets/fund balances | | 2437352. | 11247112. | | |

Part III Analysis of Changes in Net Assets or Fund Balances

| | | | |
|---|--|---|------------------|
| 1 | Total net assets or fund balances at beginning of year - Part II, column (a), line 30 (must agree with end-of-year figure reported on prior year's return) | 1 | 2437352. |
| 2 | Enter amount from Part I, line 27a | 2 | 8883895. |
| 3 | Other increases not included in line 2 (itemize) ▶ | 3 | 0. |
| 4 | Add lines 1, 2, and 3 | 4 | 11321247. |
| 5 | Decreases not included in line 2 (itemize) ▶ SEE STATEMENT 6 | 5 | 74135. |
| 6 | Total net assets or fund balances at end of year (line 4 minus line 5) - Part II, column (b), line 30 | 6 | 11247112. |

Part IV Capital Gains and Losses for Tax on Investment Income

| | (a) List and describe the kind(s) of property sold (e.g., real estate, 2-story brick warehouse, or common stock, 200 shs MLC Co.) | (b) How acquired P - Purchase D - Donation | (c) Date acquired (mo., day, yr.) | (d) Date sold (mo., day, yr.) |
|----|---|--|--------------------------------------|----------------------------------|
| 1a | | | | |
| b | SEE ATTACHED STATEMENT | | | |
| c | | | | |
| d | | | | |
| e | | | | |

| | (e) Gross sales price | (f) Depreciation allowed (or allowable) | (g) Cost or other basis plus expense of sale | (h) Gain or (loss) (e) plus (f) minus (g) |
|---|-----------------------|--|---|--|
| a | | | | |
| b | | | | |
| c | | | | |
| d | | | | |
| e | 2139783. | | 1489246. | 650537. |

| Complete only for assets showing gain in column (h) and owned by the foundation on 12/31/69 | | | (l) Gains (Col (h) gain minus col (k), but not less than -0-) or Losses (from col (h)) |
|---|--------------------------------------|---|--|
| (i) FMV as of 12/31/69 | (j) Adjusted basis as of 12/31/69 | (k) Excess of col (i) over col (j), if any | |
| a | | | |
| b | | | |
| c | | | |
| d | | | |
| e | | | 650537. |

| | | | |
|---|---|---|---------|
| 2 | Capital gain net income or (net capital loss) { If gain, also enter in Part I, line 7 If (loss), enter -0- in Part I, line 7 } | 2 | 650537. |
| 3 | Net short-term capital gain or (loss) as defined in sections 1222(5) and (6) If gain, also enter in Part I, line 8, column (c) If (loss), enter -0- in Part I, line 8 } | 3 | N/A |

Part V Qualification Under Section 4940(e) for Reduced Tax on Net Investment Income

(For optional use by domestic private foundations subject to the section 4940(a) tax on net investment income.)

If section 4940(d)(2) applies, leave this part blank

Was the foundation liable for the section 4942 tax on the distributable amount of any year in the base period? Yes No

If "Yes," the foundation does not qualify under section 4940(e). Do not complete this part.

1 Enter the appropriate amount in each column for each year, see the instructions before making any entries

| (a) Base period years Calendar year (or tax year beginning in) | (b) Adjusted qualifying distributions | (c) Net value of noncharitable-use assets | (d) Distribution ratio (col (b) divided by col (c)) |
|--|--|--|---|
| 2013 | 172181. | 3446455. | .049959 |
| 2012 | 150287. | 3100077. | .048478 |
| 2011 | 134500. | 2955760. | .045504 |
| 2010 | 139807. | 2977556. | .046954 |
| 2009 | 138941. | 2620128. | .053028 |

| | | | |
|---|---|---|----------|
| 2 | Total of line 1, column (d) | 2 | .243923 |
| 3 | Average distribution ratio for the 5-year base period - divide the total on line 2 by 5, or by the number of years the foundation has been in existence if less than 5 years | 3 | .048785 |
| 4 | Enter the net value of noncharitable-use assets for 2014 from Part X, line 5 | 4 | 5630540. |
| 5 | Multiply line 4 by line 3 | 5 | 274686. |
| 6 | Enter 1% of net investment income (1% of Part I, line 27b) | 6 | 7727. |
| 7 | Add lines 5 and 6 | 7 | 282413. |
| 8 | Enter qualifying distributions from Part XII, line 4 If line 8 is equal to or greater than line 7, check the box in Part VI, line 1b, and complete that part using a 1% tax rate See the Part VI instructions | 8 | 185000. |

Part VI Excise Tax Based on Investment Income (Section 4940(a), 4940(b), 4940(e), or 4948 - see instructions)

| | | | |
|--|----|--------|--------|
| 1a Exempt operating foundations described in section 4940(d)(2), check here <input type="checkbox"/> and enter "N/A" on line 1 Date of ruling or determination letter _____ (attach copy of letter if necessary-see instructions) | | | |
| b Domestic foundations that meet the section 4940(e) requirements in Part V, check here <input type="checkbox"/> and enter 1% of Part I, line 27b | | 1 | 15453. |
| c All other domestic foundations enter 2% of line 27b Exempt foreign organizations enter 4% of Part I, line 12, col (b) | | | |
| 2 Tax under section 511 (domestic section 4947(a)(1) trusts and taxable foundations only Others enter -0-) | | 2 | 0. |
| 3 Add lines 1 and 2 | | 3 | 15453. |
| 4 Subtitle A (income) tax (domestic section 4947(a)(1) trusts and taxable foundations only Others enter -0-) | | 4 | 0. |
| 5 Tax based on investment income. Subtract line 4 from line 3 If zero or less, enter -0- | | 5 | 15453. |
| 6 Credits/Payments | | | |
| a 2014 estimated tax payments and 2013 overpayment credited to 2014 | 6a | 2840. | |
| b Exempt foreign organizations - tax withheld at source | 6b | | |
| c Tax paid with application for extension of time to file (Form 8868) | 6c | 16662. | |
| d Backup withholding erroneously withheld | 6d | | |
| 7 Total credits and payments Add lines 6a through 6d | 7 | 19502. | |
| 8 Enter any penalty for underpayment of estimated tax Check here <input checked="" type="checkbox"/> if Form 2220 is attached | 8 | 2. | |
| 9 Tax due. If the total of lines 5 and 8 is more than line 7, enter amount owed | 9 | | |
| 10 Overpayment. If line 7 is more than the total of lines 5 and 8, enter the amount overpaid | 10 | 4047. | |
| 11 Enter the amount of line 10 to be Credited to 2015 estimated tax 4047. Refunded | 11 | 0. | |

Part VII-A Statements Regarding Activities

| | Yes | No |
|---|-----|----|
| 1a During the tax year, did the foundation attempt to influence any national, state, or local legislation or did it participate or intervene in any political campaign? | | X |
| 1b Did it spend more than \$100 during the year (either directly or indirectly) for political purposes (see instructions for the definition)? If the answer is "Yes" to 1a or 1b, attach a detailed description of the activities and copies of any materials published or distributed by the foundation in connection with the activities | | X |
| 1c Did the foundation file Form 1120-POL for this year? | | X |
| d Enter the amount (if any) of tax on political expenditures (section 4955) imposed during the year (1) On the foundation \$ 0. (2) On foundation managers \$ 0. | | |
| e Enter the reimbursement (if any) paid by the foundation during the year for political expenditure tax imposed on foundation managers \$ 0. | | |
| 2 Has the foundation engaged in any activities that have not previously been reported to the IRS? If "Yes," attach a detailed description of the activities. | | X |
| 3 Has the foundation made any changes, not previously reported to the IRS, in its governing instrument, articles of incorporation, or bylaws, or other similar instruments? If "Yes," attach a conformed copy of the changes | | X |
| 4a Did the foundation have unrelated business gross income of \$1,000 or more during the year? | | X |
| b If "Yes," has it filed a tax return on Form 990-T for this year? | N/A | |
| 5 Was there a liquidation, termination, dissolution, or substantial contraction during the year? If "Yes," attach the statement required by General Instruction T. | | X |
| 6 Are the requirements of section 508(e) (relating to sections 4941 through 4945) satisfied either • By language in the governing instrument, or • By state legislation that effectively amends the governing instrument so that no mandatory directions that conflict with the state law remain in the governing instrument? | X | |
| 7 Did the foundation have at least \$5,000 in assets at any time during the year? If "Yes," complete Part II, col (c), and Part XV | X | |
| 8a Enter the states to which the foundation reports or with which it is registered (see instructions) CT | | |
| b If the answer is "Yes" to line 7, has the foundation furnished a copy of Form 990-PF to the Attorney General (or designate) of each state as required by General Instruction G? If "No," attach explanation | X | |
| 9 Is the foundation claiming status as a private operating foundation within the meaning of section 4942(j)(3) or 4942(j)(5) for calendar year 2014 or the taxable year beginning in 2014 (see instructions for Part XIV)? If "Yes," complete Part XIV | | X |
| 10 Did any persons become substantial contributors during the tax year? If "Yes," attach a schedule listing their names and addresses | | X |

Part VII-A Statements Regarding Activities (continued)

| | | | | |
|----|--|-----|-----|---------|
| 11 | At any time during the year, did the foundation, directly or indirectly, own a controlled entity within the meaning of section 512(b)(13)? If "Yes," attach schedule (see instructions) | 11 | | X |
| 12 | Did the foundation make a distribution to a donor advised fund over which the foundation or a disqualified person had advisory privileges? If "Yes," attach statement (see instructions) | 12 | | X |
| 13 | Did the foundation comply with the public inspection requirements for its annual returns and exemption application? Website address ▶ N/A | 13 | X | |
| 14 | The books are in care of ▶ HARLAN E. ANDERSON Telephone no ▶ (203) 966-5932 Located at ▶ THE MAPLES PH, 179 OENOKE RIDGE RD, NEW CANAAN, C ZIP+4 ▶ 06840 | | | |
| 15 | Section 4947(a)(1) nonexempt charitable trusts filing Form 990-PF in lieu of Form 1041 - Check here and enter the amount of tax-exempt interest received or accrued during the year ▶ 15 | N/A | | |
| 16 | At any time during calendar year 2014, did the foundation have an interest in or a signature or other authority over a bank, securities, or other financial account in a foreign country? See the instructions for exceptions and filing requirements for FinCEN Form 114, (formerly TD F 90-22 1) If "Yes," enter the name of the foreign country ▶ | 16 | Yes | No X |

Part VII-B Statements Regarding Activities for Which Form 4720 May Be Required

File Form 4720 if any item is checked in the "Yes" column, unless an exception applies.

| | | Yes | No |
|-----|---|-----|----|
| 1a | During the year did the foundation (either directly or indirectly) | | |
| (1) | Engage in the sale or exchange, or leasing of property with a disqualified person? <input type="checkbox"/> Yes <input checked="" type="checkbox"/> No | | |
| (2) | Borrow money from, lend money to, or otherwise extend credit to (or accept it from) a disqualified person? <input type="checkbox"/> Yes <input checked="" type="checkbox"/> No | | |
| (3) | Furnish goods, services, or facilities to (or accept them from) a disqualified person? <input type="checkbox"/> Yes <input checked="" type="checkbox"/> No | | |
| (4) | Pay compensation to, or pay or reimburse the expenses of, a disqualified person? <input type="checkbox"/> Yes <input checked="" type="checkbox"/> No | | |
| (5) | Transfer any income or assets to a disqualified person (or make any of either available for the benefit or use of a disqualified person)? <input type="checkbox"/> Yes <input checked="" type="checkbox"/> No | | |
| (6) | Agree to pay money or property to a government official? (Exception. Check "No" if the foundation agreed to make a grant to or to employ the official for a period after termination of government service, if terminating within 90 days) <input type="checkbox"/> Yes <input checked="" type="checkbox"/> No | | |
| b | If any answer is "Yes" to 1a(1)-(6), did any of the acts fail to qualify under the exceptions described in Regulations section 53.4941(d)-3 or in a current notice regarding disaster assistance (see instructions)? Organizations relying on a current notice regarding disaster assistance check here ▶ <input type="checkbox"/> | 1b | X |
| c | Did the foundation engage in a prior year in any of the acts described in 1a, other than excepted acts, that were not corrected before the first day of the tax year beginning in 2014? | 1c | X |
| 2 | Taxes on failure to distribute income (section 4942) (does not apply for years the foundation was a private operating foundation defined in section 4942(j)(3) or 4942(j)(5)) | | |
| a | At the end of tax year 2014, did the foundation have any undistributed income (lines 6d and 6e, Part XIII) for tax year(s) beginning before 2014? <input type="checkbox"/> Yes <input checked="" type="checkbox"/> No If "Yes," list the years ▶ _____ | | |
| b | Are there any years listed in 2a for which the foundation is not applying the provisions of section 4942(a)(2) (relating to incorrect valuation of assets) to the year's undistributed income? (If applying section 4942(a)(2) to all years listed, answer "No" and attach statement - see instructions) N/A | 2b | |
| c | If the provisions of section 4942(a)(2) are being applied to any of the years listed in 2a, list the years here ▶ _____ | | |
| 3a | Did the foundation hold more than a 2% direct or indirect interest in any business enterprise at any time during the year? <input type="checkbox"/> Yes <input checked="" type="checkbox"/> No | | |
| b | If "Yes," did it have excess business holdings in 2014 as a result of (1) any purchase by the foundation or disqualified persons after May 26, 1969, (2) the lapse of the 5-year period (or longer period approved by the Commissioner under section 4943(c)(7)) to dispose of holdings acquired by gift or bequest, or (3) the lapse of the 10-, 15-, or 20-year first phase holding period? (Use Schedule C, Form 4720, to determine if the foundation had excess business holdings in 2014) N/A | 3b | |
| 4a | Did the foundation invest during the year any amount in a manner that would jeopardize its charitable purposes? | 4a | X |
| b | Did the foundation make any investment in a prior year (but after December 31, 1969) that could jeopardize its charitable purpose that had not been removed from jeopardy before the first day of the tax year beginning in 2014? | 4b | X |

Part VII-B Statements Regarding Activities for Which Form 4720 May Be Required (continued)

5a During the year did the foundation pay or incur any amount to

(1) Carry on propaganda, or otherwise attempt to influence legislation (section 4945(e))? Yes No

(2) Influence the outcome of any specific public election (see section 4955), or to carry on, directly or indirectly, any voter registration drive? Yes No

(3) Provide a grant to an individual for travel, study, or other similar purposes? Yes No

(4) Provide a grant to an organization other than a charitable, etc., organization described in section 4945(d)(4)(A)? (see instructions) Yes No

(5) Provide for any purpose other than religious, charitable, scientific, literary, or educational purposes, or for the prevention of cruelty to children or animals? Yes No

b If any answer is "Yes" to 5a(1)-(5), did any of the transactions fail to qualify under the exceptions described in Regulations section 53.4945 or in a current notice regarding disaster assistance (see instructions)? Yes No
 Organizations relying on a current notice regarding disaster assistance check here N/A

c If the answer is "Yes" to question 5a(4), does the foundation claim exemption from the tax because it maintained expenditure responsibility for the grant? Yes No
 If "Yes," attach the statement required by Regulations section 53.4945-5(d). N/A

6a Did the foundation, during the year, receive any funds, directly or indirectly, to pay premiums on a personal benefit contract? Yes No

b Did the foundation, during the year, pay premiums, directly or indirectly, on a personal benefit contract? Yes No
 If "Yes" to 6b, file Form 8870. 6b X

7a At any time during the tax year, was the foundation a party to a prohibited tax shelter transaction? Yes No

b If "Yes," did the foundation receive any proceeds or have any net income attributable to the transaction? Yes No
 N/A 7b

Part VIII Information About Officers, Directors, Trustees, Foundation Managers, Highly Paid Employees, and Contractors

1 List all officers, directors, trustees, foundation managers and their compensation.

| (a) Name and address | (b) Title, and average hours per week devoted to position | (c) Compensation (If not paid, enter -0-) | (d) Contributions to employee benefit plans and deferred compensation | (e) Expense account, other allowances |
|----------------------|---|---|---|---------------------------------------|
| SEE STATEMENT 9 | | 0. | 0. | 0. |
| | | | | |
| | | | | |
| | | | | |
| | | | | |
| | | | | |
| | | | | |

2 Compensation of five highest-paid employees (other than those included on line 1). If none, enter "NONE."

| (a) Name and address of each employee paid more than \$50,000 | (b) Title, and average hours per week devoted to position | (c) Compensation | (d) Contributions to employee benefit plans and deferred compensation | (e) Expense account, other allowances |
|---|---|------------------|---|---------------------------------------|
| NONE | | | | |
| | | | | |
| | | | | |
| | | | | |
| | | | | |
| | | | | |

Total number of other employees paid over \$50,000 ▶ 0

Part X

Minimum Investment Return (All domestic foundations must complete this part. Foreign foundations, see instructions.)

| | | | |
|----------|--|-----------|----------|
| 1 | Fair market value of assets not used (or held for use) directly in carrying out charitable, etc., purposes | | |
| a | Average monthly fair market value of securities | 1a | 3501075. |
| b | Average of monthly cash balances | 1b | 109791. |
| c | Fair market value of all other assets | 1c | 2105418. |
| d | Total (add lines 1a, b, and c) | 1d | 5716284. |
| e | Reduction claimed for blockage or other factors reported on lines 1a and 1c (attach detailed explanation) | 1e | 0. |
| 2 | Acquisition indebtedness applicable to line 1 assets | 2 | 0. |
| 3 | Subtract line 2 from line 1d | 3 | 5716284. |
| 4 | Cash deemed held for charitable activities. Enter 1 1/2% of line 3 (for greater amount, see instructions) | 4 | 85744. |
| 5 | Net value of noncharitable-use assets. Subtract line 4 from line 3. Enter here and on Part V, line 4 | 5 | 5630540. |
| 6 | Minimum investment return. Enter 5% of line 5 | 6 | 281527. |

Part XI

Distributable Amount (see instructions) (Section 4942(j)(3) and (j)(5) private operating foundations and certain foreign organizations check here and do not complete this part)

| | | | |
|-----------|--|-----------|---------|
| 1 | Minimum investment return from Part X, line 6 | 1 | 281527. |
| 2a | Tax on investment income for 2014 from Part VI, line 5 | 2a | 15453. |
| b | Income tax for 2014 (This does not include the tax from Part VI) | 2b | |
| c | Add lines 2a and 2b | 2c | 15453. |
| 3 | Distributable amount before adjustments. Subtract line 2c from line 1 | 3 | 266074. |
| 4 | Recoveries of amounts treated as qualifying distributions | 4 | 0. |
| 5 | Add lines 3 and 4 | 5 | 266074. |
| 6 | Deduction from distributable amount (see instructions) | 6 | 0. |
| 7 | Distributable amount as adjusted. Subtract line 6 from line 5. Enter here and on Part XIII, line 1 | 7 | 266074. |

Part XII

Qualifying Distributions (see instructions)

| | | | |
|----------|---|-----------|---------|
| 1 | Amounts paid (including administrative expenses) to accomplish charitable, etc., purposes | | |
| a | Expenses, contributions, gifts, etc. - total from Part I, column (d), line 26 | 1a | 185000. |
| b | Program-related investments - total from Part IX-B | 1b | 0. |
| 2 | Amounts paid to acquire assets used (or held for use) directly in carrying out charitable, etc., purposes | 2 | |
| 3 | Amounts set aside for specific charitable projects that satisfy the | | |
| a | Suitability test (prior IRS approval required) | 3a | |
| b | Cash distribution test (attach the required schedule) | 3b | |
| 4 | Qualifying distributions. Add lines 1a through 3b. Enter here and on Part V, line 8, and Part XIII, line 4 | 4 | 185000. |
| 5 | Foundations that qualify under section 4940(e) for the reduced rate of tax on net investment income. Enter 1% of Part I, line 27b | 5 | 0. |
| 6 | Adjusted qualifying distributions. Subtract line 5 from line 4 | 6 | 185000. |

Note. The amount on line 6 will be used in Part V, column (b), in subsequent years when calculating whether the foundation qualifies for the section 4940(e) reduction of tax in those years

Part XIII Undistributed Income (see instructions)

| | (a) Corpus | (b) Years prior to 2013 | (c) 2013 | (d) 2014 |
|--|---------------|----------------------------|-------------|-------------|
| 1 Distributable amount for 2014 from Part XI, line 7 | | | | 266074. |
| 2 Undistributed income, if any, as of the end of 2014 | | | | |
| a Enter amount for 2013 only | | | 43933. | |
| b Total for prior years | | 0. | | |
| 3 Excess distributions carryover, if any, to 2014 | | | | |
| a From 2009 | | | | |
| b From 2010 | | | | |
| c From 2011 | | | | |
| d From 2012 | | | | |
| e From 2013 | | | | |
| f Total of lines 3a through e | 0. | | | |
| 4 Qualifying distributions for 2014 from Part XII, line 4 ▶ \$ 185000. | | | | |
| a Applied to 2013, but not more than line 2a | | | 43933. | |
| b Applied to undistributed income of prior years (Election required - see instructions) | | 0. | | |
| c Treated as distributions out of corpus (Election required - see instructions) | 0. | | | |
| d Applied to 2014 distributable amount | | | | 141067. |
| e Remaining amount distributed out of corpus | 0. | | | |
| 5 Excess distributions carryover applied in 2014 (If an amount appears in column (d), the same amount must be shown in column (a).) | 0. | | | 0. |
| 6 Enter the net total of each column as indicated below: | | | | |
| a Corpus Add lines 3f, 4c, and 4e Subtract line 5 | 0. | | | |
| b Prior years' undistributed income Subtract line 4b from line 2b | | 0. | | |
| c Enter the amount of prior years' undistributed income for which a notice of deficiency has been issued, or on which the section 4942(a) tax has been previously assessed | | 0. | | |
| d Subtract line 6c from line 6b Taxable amount - see instructions | | 0. | | |
| e Undistributed income for 2013 Subtract line 4a from line 2a Taxable amount - see instr | | | 0. | |
| f Undistributed income for 2014 Subtract lines 4d and 5 from line 1 This amount must be distributed in 2015 | | | | 125007. |
| 7 Amounts treated as distributions out of corpus to satisfy requirements imposed by section 170(b)(1)(F) or 4942(g)(3) (Election may be required - see instructions) | 0. | | | |
| 8 Excess distributions carryover from 2009 not applied on line 5 or line 7 | 0. | | | |
| 9 Excess distributions carryover to 2015. Subtract lines 7 and 8 from line 6a | 0. | | | |
| 10 Analysis of line 9 | | | | |
| a Excess from 2010 | | | | |
| b Excess from 2011 | | | | |
| c Excess from 2012 | | | | |
| d Excess from 2013 | | | | |
| e Excess from 2014 | | | | |

Part XIV Private Operating Foundations (see instructions and Part VII-A, question 9)

N/A

1 a If the foundation has received a ruling or determination letter that it is a private operating foundation, and the ruling is effective for 2014, enter the date of the ruling

4942(j)(3) or 4942(j)(5)

b Check box to indicate whether the foundation is a private operating foundation described in section

2 a Enter the lesser of the adjusted net income from Part I or the minimum investment return from Part X for each year listed

| | Tax year | | | | (e) Total |
|---|----------|----------|----------|----------|-----------|
| | (a) 2014 | (b) 2013 | (c) 2012 | (d) 2011 | |
| b 85% of line 2a | | | | | |
| c Qualifying distributions from Part XII, line 4 for each year listed | | | | | |
| d Amounts included in line 2c not used directly for active conduct of exempt activities | | | | | |
| e Qualifying distributions made directly for active conduct of exempt activities | | | | | |
| Subtract line 2d from line 2c | | | | | |
| 3 Complete 3a, b, or c for the alternative test relied upon | | | | | |
| a "Assets" alternative test - enter | | | | | |
| (1) Value of all assets | | | | | |
| (2) Value of assets qualifying under section 4942(j)(3)(B)(i) | | | | | |
| b "Endowment" alternative test - enter 2/3 of minimum investment return shown in Part X, line 6 for each year listed | | | | | |
| c "Support" alternative test - enter | | | | | |
| (1) Total support other than gross investment income (interest, dividends, rents, payments on securities loans (section 512(a)(5)), or royalties) | | | | | |
| (2) Support from general public and 5 or more exempt organizations as provided in section 4942(j)(3)(B)(iii) | | | | | |
| (3) Largest amount of support from an exempt organization | | | | | |
| (4) Gross investment income | | | | | |

Part XV Supplementary Information (Complete this part only if the foundation had \$5,000 or more in assets at any time during the year-see instructions.)

1 Information Regarding Foundation Managers:

a List any managers of the foundation who have contributed more than 2% of the total contributions received by the foundation before the close of any tax year (but only if they have contributed more than \$5,000) (See section 507(d)(2))

HARLAN E. ANDERSON

b List any managers of the foundation who own 10% or more of the stock of a corporation (or an equally large portion of the ownership of a partnership or other entity) of which the foundation has a 10% or greater interest

NONE

2 Information Regarding Contribution, Grant, Gift, Loan, Scholarship, etc., Programs:

Check here if the foundation only makes contributions to preselected charitable organizations and does not accept unsolicited requests for funds. If the foundation makes gifts, grants, etc (see instructions) to individuals or organizations under other conditions, complete items 2a, b, c, and d

a The name, address, and telephone number or e-mail address of the person to whom applications should be addressed

HARLAN E. ANDERSON, 203-544-8488
THE MAPLES PH, 179 OENOKE RIDGE RD, NE CANAAN, CT 06840

b The form in which applications should be submitted and information and materials they should include

NO STANDARD FORMAT

c Any submission deadlines.

NONE

d Any restrictions or limitations on awards, such as by geographical areas, charitable fields, kinds of institutions, or other factors

LOCAL AREA PREFERENCE, ELDERLY AND EDUCATIONAL PROGRAMS PREFERRED.

Part XV Supplementary Information (continued)

3 Grants and Contributions Paid During the Year or Approved for Future Payment

| Recipient Name and address (home or business) | If recipient is an individual, show any relationship to any foundation manager or substantial contributor | Foundation status of recipient | Purpose of grant or contribution | Amount |
|---|---|--------------------------------|----------------------------------|---------|
| <p><i>a Paid during the year</i></p> <p>BATES COLLEGE 2 ANDREWS ROAD LEWISTON, ME 04240</p> | NONE | PC | FOR CURRENT YEAR PROGRAMS | 2500. |
| <p>BOSTON SYMPHONY ORCHESTRA-ANNUAL FUND SYMPHONY HALL 450 MASSACHUSETTS AVENUE BOSTON, MA 02115-4511</p> | NONE | PC | FOR CURRENT YEAR PROGRAMS | 25000. |
| <p>COMMUNITY FOUNDATION 3700 SIXTH ST SUITE 200 RIVERSIDE, CA 92501</p> | NONE | PC | FOR CURRENT YEAR PROGRAMS | 5000. |
| <p>CONGREGATIONAL CHURCH 1 PARK STREET NEW CANAAN, CT 06840</p> | NONE | PC | FOR CURRENT YEAR PROGRAMS | 5000. |
| <p>DENVER KIDS INC 1330 FOX STREET DENVER, CO 80204</p> | NONE | PC | FOR CURRENT YEAR PROGRAMS | 5000. |
| <p>Total SEE CONTINUATION SHEET(S) ▶ 3a</p> | | | | 185000. |
| <p><i>b Approved for future payment</i></p> <p>NONE</p> | | | | |
| <p>Total ▶ 3b</p> | | | | 0. |

Schedule B

(Form 990, 990-EZ, or 990-PF)

Department of the Treasury
Internal Revenue Service**Schedule of Contributors**

▶ Attach to Form 990, Form 990-EZ, or Form 990-PF.
▶ Information about Schedule B (Form 990, 990-EZ, or 990-PF) and
its instructions is at www.irs.gov/form990

OMB No 1545-0047

2014

Name of the organization

HARLAN E. ANDERSON FOUNDATION

Employer identification number

23-7011480

Organization type (check one)

Filers of:

Section:

Form 990 or 990-EZ

 501(c)() (enter number) organization 4947(a)(1) nonexempt charitable trust **not** treated as a private foundation 527 political organization

Form 990-PF

 501(c)(3) exempt private foundation 4947(a)(1) nonexempt charitable trust treated as a private foundation 501(c)(3) taxable private foundationCheck if your organization is covered by the **General Rule** or a **Special Rule**.**Note.** Only a section 501(c)(7), (8), or (10) organization can check boxes for both the General Rule and a Special Rule. See instructions.**General Rule**

- For an organization filing Form 990, 990-EZ, or 990-PF that received, during the year, contributions totaling \$5,000 or more (in money or property) from any one contributor. Complete Parts I and II. See instructions for determining a contributor's total contributions.

Special Rules

- For an organization described in section 501(c)(3) filing Form 990 or 990-EZ that met the 33 1/3% support test of the regulations under sections 509(a)(1) and 170(b)(1)(A)(vi), that checked Schedule A (Form 990 or 990-EZ), Part II, line 13, 16a, or 16b, and that received from any one contributor, during the year, total contributions of the greater of (1) \$5,000 or (2) 2% of the amount on (i) Form 990, Part VIII, line 1h, or (ii) Form 990-EZ, line 1. Complete Parts I and II.
- For an organization described in section 501(c)(7), (8), or (10) filing Form 990 or 990-EZ that received from any one contributor, during the year, total contributions of more than \$1,000 *exclusively* for religious, charitable, scientific, literary, or educational purposes, or for the prevention of cruelty to children or animals. Complete Parts I, II, and III.
- For an organization described in section 501(c)(7), (8), or (10) filing Form 990 or 990-EZ that received from any one contributor, during the year, contributions *exclusively* for religious, charitable, etc., purposes, but no such contributions totaled more than \$1,000. If this box is checked, enter here the total contributions that were received during the year for an *exclusively* religious, charitable, etc., purpose. Do not complete any of the parts unless the **General Rule** applies to this organization because it received *nonexclusively* religious, charitable, etc., contributions totaling \$5,000 or more during the year ▶ \$ _____

Caution. An organization that is not covered by the General Rule and/or the Special Rules does not file Schedule B (Form 990, 990-EZ, or 990-PF), but it **must** answer "No" on Part IV, line 2, of its Form 990; or check the box on line H of its Form 990-EZ or on its Form 990-PF, Part I, line 2, to certify that it does not meet the filing requirements of Schedule B (Form 990, 990-EZ, or 990-PF).

LHA For Paperwork Reduction Act Notice, see the Instructions for Form 990, 990-EZ, or 990-PF. Schedule B (Form 990, 990-EZ, or 990-PF) (2014)

| | |
|--|---|
| Name of organization HARLAN E. ANDERSON FOUNDATION | Employer identification number 23-7011480 |
|--|---|

Part I Contributors (see instructions). Use duplicate copies of Part I if additional space is needed.

| (a) No. | (b) Name, address, and ZIP + 4 | (c) Total contributions | (d) Type of contribution |
|------------|--|----------------------------|---|
| 1 | HARLAN ANDERSON THE MAPLES PH 179 OENOKE RIDGE RD NEW CANAAN, CT 06840 | \$ 8298161. | Person <input type="checkbox"/> Payroll <input type="checkbox"/> Noncash <input checked="" type="checkbox"/> (Complete Part II for noncash contributions.) |
| | _____ _____ _____ _____ | \$ _____ | Person <input type="checkbox"/> Payroll <input type="checkbox"/> Noncash <input type="checkbox"/> (Complete Part II for noncash contributions.) |
| | _____ _____ _____ _____ | \$ _____ | Person <input type="checkbox"/> Payroll <input type="checkbox"/> Noncash <input type="checkbox"/> (Complete Part II for noncash contributions.) |
| | _____ _____ _____ _____ | \$ _____ | Person <input type="checkbox"/> Payroll <input type="checkbox"/> Noncash <input type="checkbox"/> (Complete Part II for noncash contributions.) |
| | _____ _____ _____ _____ | \$ _____ | Person <input type="checkbox"/> Payroll <input type="checkbox"/> Noncash <input type="checkbox"/> (Complete Part II for noncash contributions.) |
| | _____ _____ _____ _____ | \$ _____ | Person <input type="checkbox"/> Payroll <input type="checkbox"/> Noncash <input type="checkbox"/> (Complete Part II for noncash contributions.) |

Name of organization

Employer identification number

HARLAN E. ANDERSON FOUNDATION

23-7011480

Part II Noncash Property (see instructions). Use duplicate copies of Part II if additional space is needed.

| (a) No. from Part I | (b) Description of noncash property given | (c) FMV (or estimate) (see instructions) | (d) Date received |
|------------------------------|--|--|----------------------|
| 1 | 70% INTEREST IN LOCUST REALTY CO., LLC | \$ 8298161. | 10/08/14 |
| | | \$ | |
| | | \$ | |
| | | \$ | |
| | | \$ | |
| | | \$ | |

| | |
|--|---|
| Name of organization HARLAN E. ANDERSON FOUNDATION | Employer identification number 23-7011480 |
|--|---|

Part III Exclusively religious, charitable, etc., contributions to organizations described in section 501(c)(7), (8), or (10) that total more than \$1,000 for the year from any one contributor. Complete columns (a) through (e) and the following line entry For organizations completing Part III, enter the total of exclusively religious, charitable, etc., contributions of \$1,000 or less for the year (Enter this info once) ▶ \$ _____
Use duplicate copies of Part III if additional space is needed

| | | | |
|---|---------------------|--|-------------------------------------|
| (a) No. from Part I | (b) Purpose of gift | (c) Use of gift | (d) Description of how gift is held |
| | | | |
| (e) Transfer of gift | | | |
| Transferee's name, address, and ZIP + 4 | | Relationship of transferor to transferee | |
| | | | |
| (a) No. from Part I | (b) Purpose of gift | (c) Use of gift | (d) Description of how gift is held |
| | | | |
| (e) Transfer of gift | | | |
| Transferee's name, address, and ZIP + 4 | | Relationship of transferor to transferee | |
| | | | |
| (a) No. from Part I | (b) Purpose of gift | (c) Use of gift | (d) Description of how gift is held |
| | | | |
| (e) Transfer of gift | | | |
| Transferee's name, address, and ZIP + 4 | | Relationship of transferor to transferee | |
| | | | |
| (a) No. from Part I | (b) Purpose of gift | (c) Use of gift | (d) Description of how gift is held |
| | | | |
| (e) Transfer of gift | | | |
| Transferee's name, address, and ZIP + 4 | | Relationship of transferor to transferee | |
| | | | |

Part IV Capital Gains and Losses for Tax on Investment Income

| (a) List and describe the kind(s) of property sold, e.g., real estate, 2-story brick warehouse, or common stock, 200 shs MLC Co | (b) How acquired P - Purchase D - Donation | (c) Date acquired (mo, day, yr) | (d) Date sold (mo, day, yr) |
|--|--|------------------------------------|--------------------------------|
| 1a SEE ATTACHED ROCKEFELLER STATEMENT | P | VARIOUS | VARIOUS |
| b SEE ATTACHED ROCKEFELLER STATEMENT | P | VARIOUS | VARIOUS |
| c SEE ATTACHED ROCKEFELLER STATEMENT | P | VARIOUS | VARIOUS |
| d SEE ATTACHED ROCKEFELLER STATEMENT | | | |
| e CITIGROUP BOND ACTION SETTLEMENT PROCEEDS | P | | 09/23/14 |
| f CAPITAL GAINS DIVIDENDS | | | |
| g | | | |
| h | | | |
| i | | | |
| j | | | |
| k | | | |
| l | | | |
| m | | | |
| n | | | |
| o | | | |

| (e) Gross sales price | (f) Depreciation allowed (or allowable) | (g) Cost or other basis plus expense of sale | (h) Gain or (loss) (e) plus (f) minus (g) |
|-----------------------|--|---|--|
| a 706110. | | 706687. | -577. |
| b 733250. | | 148278. | 584972. |
| c 698345. | | 634281. | 64064. |
| d | | | 0. |
| e 2076. | | | 2076. |
| f 2. | | | 2. |
| g | | | |
| h | | | |
| i | | | |
| j | | | |
| k | | | |
| l | | | |
| m | | | |
| n | | | |
| o | | | |

| Complete only for assets showing gain in column (h) and owned by the foundation on 12/31/69 | | | (l) Losses (from col (h)) Gains (excess of col (h) gain over col (k), but not less than "-0-") |
|---|--------------------------------------|---|--|
| (i) FMV as of 12/31/69 | (j) Adjusted basis as of 12/31/69 | (k) Excess of col (i) over col (j), if any | |
| a | | | -577. |
| b | | | 584972. |
| c | | | 64064. |
| d | | | 0. |
| e | | | 2076. |
| f | | | 2. |
| g | | | |
| h | | | |
| i | | | |
| j | | | |
| k | | | |
| l | | | |
| m | | | |
| n | | | |
| o | | | |

| | | |
|---|---|---------|
| 2 Capital gain net income or (net capital loss) { If gain, also enter in Part I, line 7 If (loss), enter "-0-" in Part I, line 7 } | 2 | 650537. |
| 3 Net short-term capital gain or (loss) as defined in sections 1222(5) and (6) If gain, also enter in Part I, line 8, column (c) If (loss), enter "-0-" in Part I, line 8 | 3 | N/A |

The Harlan E. Anderson Foundation
 EIN: 23-7011480
 JP Morgan Chase - Q09129000 - Non-Covered Securities

Schedule D - Attachment
 Rockefeller & Co.

From: 01/01/2014 To: 12/31/2014

| Description of Property | Date Acquired | Date Sold | Sales Price | Cost or Other Basis | Gain or (Loss) |
|-------------------------------------|---------------|------------|-------------|---------------------|----------------|
| Long Term | | | | | |
| Regular Gain/Loss | | | | | |
| 30 Sh BioMarin Pharmaceutical Inc. | 10/07/2008 | 02/20/2014 | 2,396.78 | 717.92 ✓ | 1,678.86 |
| 60 Sh. BioMarin Pharmaceutical Inc. | 10/08/2008 | 02/20/2014 | 4,793.56 | 1,460.65 ✓ | 3,332.91 |
| 40 Sh BioMarin Pharmaceutical Inc. | 10/09/2008 | 02/20/2014 | 3,195.70 | 963.18 | 2,232.52 |
| 37 Sh BioMarin Pharmaceutical Inc. | 10/13/2008 | 02/20/2014 | 2,956.03 | 830.45 | 2,125.58 |
| 3 Sh. BioMarin Pharmaceutical Inc. | 10/13/2008 | 02/21/2014 | 240.10 | 67.33 | 172.77 |
| 140 Sh BioMarin Pharmaceutical Inc | 10/15/2008 | 02/21/2014 | 11,204.63 | 3,008.25 | 8,196.38 |
| 94 Sh CareFusion Corporation | 11/04/2010 | 11/26/2014 | 5,562.50 | 2,291.45 | 3,271.05 |
| 116 Sh CareFusion Corporation | 11/03/2010 | 11/28/2014 | 6,862.50 | 2,730.27 | 4,123.23 |
| 6 Sh CareFusion Corporation | 11/04/2010 | 11/28/2014 | 354.96 | 146.26 | 208.70 |
| 52 Sh. CareFusion Corporation | 09/02/2009 | 12/01/2014 | 3,076.23 | 968.19 | 2,108.04 |
| 20 Sh CareFusion Corporation | 09/03/2009 | 12/01/2014 | 1,183.16 | 373.50 | 809.66 |
| 70 Sh. CareFusion Corporation | 07/01/2010 | 12/01/2014 | 4,141.08 | 1,552.77 | 2,588.31 |
| 70 Sh CareFusion Corporation | 07/02/2010 | 12/01/2014 | 4,141.07 | 1,578.55 | 2,562.52 |
| 80 Sh CareFusion Corporation | 07/06/2010 | 12/01/2014 | 4,732.65 | 1,848.30 | 2,884.35 |
| 64 Sh CareFusion Corporation | 11/03/2010 | 12/01/2014 | 3,786.12 | 1,511.32 | 2,274.80 |
| 215 Sh. CareFusion Corporation | 08/21/2009 | 12/02/2014 | 12,717.56 | 3,856.95 | 8,860.61 |
| 20 Sh CareFusion Corporation | 08/24/2009 | 12/02/2014 | 1,183.03 | 360.40 | 822.63 |
| 18 Sh. CareFusion Corporation | 09/02/2009 | 12/02/2014 | 1,064.73 | 335.14 | 729.59 |
| 20 Sh CareFusion Corporation | 09/04/2009 | 12/02/2014 | 1,183.03 | 372.37 | 810.66 |
| 195 Sh CareFusion Corporation | 08/21/2009 | 12/03/2014 | 11,526.33 | 3,498.16 | 8,028.17 |
| 5 Sh CareFusion Corporation | 08/25/2009 | 12/03/2014 | 295.55 | 88.63 | 206.92 |
| 20 Sh CareFusion Corporation | 08/26/2009 | 12/03/2014 | 1,182.18 | 357.87 | 824.31 |
| 65 Sh CareFusion Corporation | 08/25/2009 | 12/04/2014 | 3,846.23 | 1,152.13 | 2,694.10 |
| 121 Sh Centrica plc | 12/23/2008 | 12/11/2014 | 523.43 | 466.17 | 57.26 |
| 669 Sh Centrica plc | 12/23/2008 | 12/12/2014 | 2,808.28 | 2,577.40 | 230.88 |
| 198 Sh Centrica plc | 12/29/2008 | 12/12/2014 | 831.15 | 752.96 | 78.19 |
| 490 Sh Centrica plc | 12/30/2008 | 12/12/2014 | 2,056.88 | 1,877.37 | 179.51 |
| 298 Sh Centrica plc | 12/18/2008 | 12/15/2014 | 1,234.33 | 1,129.80 | 104.53 |
| 442 Sh Centrica plc | 12/29/2008 | 12/15/2014 | 1,830.79 | 1,680.86 | 149.93 |
| 2219 Sh. Centrica plc | 12/18/2008 | 12/16/2014 | 9,235.54 | 8,412.85 | 822.69 |
| 623 Sh. Centrica plc | 12/18/2008 | 12/17/2014 | 2,580.65 | 2,361.97 | 218.68 |
| 445 Sh Centrica plc | 12/19/2008 | 12/17/2014 | 1,843.32 | 1,640.48 | 202.84 |
| 780 Sh Centrica plc | 12/22/2008 | 12/17/2014 | 3,231.00 | 2,941.71 | 289.29 |
| 1105 Sh Centrica plc | 12/19/2008 | 12/18/2014 | 4,604.51 | 4,073.56 | 530.95 |
| 66 Sh Comerica Incorporated | 03/16/2010 | 05/21/2014 | 3,055.37 | 2,503.23 | 552.14 |
| 72 Sh Comerica Incorporated | 03/16/2010 | 05/22/2014 | 3,348.63 | 2,730.80 | 617.83 |
| 41 Sh Comerica Incorporated | 03/15/2010 | 05/23/2014 | 1,914.79 | 1,524.87 | 389.92 |
| 42 Sh. Comerica Incorporated | 03/16/2010 | 05/23/2014 | 1,961.49 | 1,592.96 | 368.53 |

The Harlan E. Anderson Foundation
 EIN: 23-7011480
 JP Morgan Chase - Q09129000 - Non-Covered Securities

Schedule D - Attachment
 Rockefeller & Co.

From: 01/01/2014 To: 12/31/2014

| Description of Property | Date Acquired | Date Sold | Sales Price | Cost or Other Basis | Gain or (Loss) |
|------------------------------------|---------------|------------|-------------|---------------------|----------------|
| Long Term | | | | | |
| Regular Gain/Loss | | | | | |
| 95 Sh Comerica Incorporated | 03/15/2010 | 05/27/2014 | 4,495 43 | 3,533 23 | 962 20 |
| 124 Sh. Comerica Incorporated | 03/15/2010 | 05/28/2014 | 5,816 73 | 4,611 79 | 1,204 94 |
| 30 Sh. Continental Resources, Inc. | 07/07/2009 | 04/14/2014 | 3,869 39 | 709.03 | 3,160 36 |
| 78 Sh Continental Resources, Inc | 07/08/2009 | 04/14/2014 | 10,060 40 | 1,839 07 | 8,221 33 |
| 10 Sh Continental Resources, Inc | 07/08/2009 | 08/08/2014 | 1,469 48 | 235 78 | 1,233 70 |
| 15 Sh Continental Resources, Inc | 07/08/2009 | 08/11/2014 | 2,219.73 | 353 67 | 1,866 06 |
| 23 Sh Continental Resources, Inc | 07/08/2009 | 08/12/2014 | 3,336.60 | 542 29 | 2,794 31 |
| 26 Sh Continental Resources Inc | 07/08/2009 | 08/13/2014 | 3,752 24 | 613 02 | 3,139 22 |
| 45 Sh. Continental Resources, Inc | 07/08/2009 | 11/05/2014 | 2,378 29 | 530 50 | 1,847 79 |
| 221 Sh Continental Resources, Inc | 07/08/2009 | 11/06/2014 | 11,470 45 | 2,605 34 | 8,865 11 |
| 130 Sh. Continental Resources, Inc | 07/08/2009 | 11/07/2014 | 7,109 77 | 1,532 56 | 5,577 21 |
| 1975 Sh. Exxon Mobil Corporation | 01/01/1901 | 10/07/2014 | 184,941 43 | 5,075 38 | 179,866 05 |
| 418 Sh Exxon Mobil Corporation | 01/01/1901 | 10/08/2014 | 38,928 31 | 1,074 18 | 37,854 13 |
| 612 Sh. Exxon Mobil Corporation | 08/28/1974 | 10/08/2014 | 56,995 52 | 1,331 56 | 55,663 96 |
| 68 Sh. Exxon Mobil Corporation | 08/28/1974 | 10/08/2014 | 6,332 83 | 147 95 | 6,184 88 |
| 212 Sh. Exxon Mobil Corporation | 08/28/1974 | 10/08/2014 | 19,743 55 | 461 26 | 19,282 29 |
| 194 Sh Exxon Mobil Corporation | 01/01/1901 | 10/08/2014 | 18,067 21 | 498 54 | 17,568 67 |
| 60 Sh Exxon Mobil Corporation | 08/28/1974 | 10/08/2014 | 5,587 80 | 130 55 | 5,457 25 |
| 16 Sh Exxon Mobil Corporation | 08/28/1974 | 10/08/2014 | 1,490 08 | 34 81 | 1,455 27 |
| 1530 Sh Exxon Mobil Corporation | 01/01/1901 | 10/08/2014 | 142,505 48 | 3,931 81 | 138,573 67 |
| 107 Sh Goldman Sachs Group | 03/13/2009 | 05/21/2014 | 17,018 32 | 10,454 54 | 6,563 78 |
| 260 Sh Microsoft Corp | 08/07/2007 | 03/26/2014 | 10,352 48 | 7,663 01 | 2,689 47 |
| 196 6667 Sh Smiths Group plc | 09/17/2004 | 10/20/2014 | 3,759 91 | 3,848 67 | -88 76 |
| 33 3333 Sh Smiths Group plc | 11/10/2006 | 10/20/2014 | 637 27 | 898 82 | -261 55 |
| 86.6667 Sh Smiths Group plc | 08/13/2004 | 10/21/2014 | 1,663 02 | 1,667 89 | -4 87 |
| 66 6667 Sh Smiths Group plc | 08/16/2004 | 10/21/2014 | 1,279 25 | 1,293 67 | -14 42 |
| 6.6667 Sh Smiths Group plc | 08/17/2004 | 10/21/2014 | 127 93 | 129 02 | -1 09 |
| 120.3333 Sh Smiths Group plc | 08/18/2004 | 10/21/2014 | 2,309 03 | 2,311 68 | -2 65 |
| 409.6666 Sh Smiths Group plc | 09/17/2004 | 10/21/2014 | 7,860 96 | 8,016 97 | -156 01 |
| 170 Sh Smiths Group plc | 08/12/2004 | 10/22/2014 | 3,226 96 | 3,223 27 | 3 69 |
| 33 Sh Smiths Group plc | 08/18/2004 | 10/22/2014 | 626 41 | 633 95 | -7 54 |
| 10 Sh Smiths Group plc | 08/12/2004 | 10/23/2014 | 184 99 | 189 60 | -4 61 |
| 130 Sh Smiths Group plc | 11/04/2008 | 10/23/2014 | 2,404 92 | 1,834 40 | 570 52 |
| 70 Sh Smiths Group plc | 11/05/2008 | 10/23/2014 | 1,294 96 | 962 21 | 332 75 |
| 27 Sh Smiths Group plc | 11/06/2008 | 10/23/2014 | 499 48 | 355 52 | 143 96 |
| 800 Sh Wynn Macau, Limited | 10/11/2010 | 08/05/2014 | 3,265 93 | 1,646 15 | 1,619 78 |
| 800 Sh Wynn Macau, Limited | 10/11/2010 | 08/06/2014 | 3,230 77 | 1,646 15 | 1,584 62 |
| 1200 Sh Wynn Macau, Limited | 10/11/2010 | 08/07/2014 | 4,566 41 | 2,469 22 | 2,097 19 |

The Harlan E. Anderson Foundation
 EIN: 23-7011480
 JP Morgan Chase - Q09129000 - Non-Covered Securities
 Schedule D - Attachment
 Rockefeller & Co.
 From: 01/01/2014 To: 12/31/2014

| Description of Property | Date Acquired | Date Sold | Sales Price | Cost or Other Basis | Gain or (Loss) |
|----------------------------------|---------------|------------|-------------|------------------------|-------------------|
| Long Term | | | | | |
| Regular Gain/Loss | | | | | |
| 700 Sh Wynn Macau, Limited | 10/08/2010 | 08/11/2014 | 2,640 65 | 1,344 57 | 1,296 08 |
| 100 Sh. Wynn Macau, Limited | 10/11/2010 | 08/11/2014 | 377 24 | 205 77 | 171 47 |
| 700 Sh. Wynn Macau, Limited | 10/08/2010 | 08/12/2014 | 2,666.70 | 1,344 56 | 1,322 14 |
| Regular Gain/Loss Totals. | | | | | 584,972 19 |
| Account Totals | | | 733,250 18 | 148,277 99 | 584,972 19 |

The Harlan E. Anderson Foundation
EIN: 23-7011480
JP Morgan Chase - Q09129000 - Covered Securities

Schedule D - Attachment
Rockefeller & Co.

From: 01/01/2014 To: 12/31/2014

| Description of Property | Date Acquired | Date Sold | Sales Price | Cost or Other Basis | Gain or (Loss) |
|--|---------------|------------|-------------|---------------------|----------------|
| Short Term | | | | | |
| Regular Gain/Loss | | | | | |
| 83 Sh Baker Hughes Incorporated | 07/11/2013 | 05/27/2014 | 5,788 33 | 4,102 49 | 1,685 84 |
| 97 Sh Baker Hughes Incorporated | 10/07/2014 | 11/14/2014 | 5,707 45 | 6,005 70 | -298 25 |
| 1000 Sh BB&T Corp 3 95% 4/29/2016 | 01/29/2013 | 01/29/2014 | 1,064 96 | 1,063 77 | 1 19 |
| 0 6391 Sh Boskalis Westminster - CVA | 06/11/2014 | 07/22/2014 | 36 25 | 36 72 | -0 47 |
| 2000 Sh Citigroup 4 45% 01/10/17 | 04/29/2014 | 05/29/2014 | 2,161 74 | 2,155 96 | 5 78 |
| 8000 Sh Citigroup 4 45% 01/10/17 | 04/29/2014 | 09/16/2014 | 8,545.60 | 8,553 53 | -7 93 |
| 224 Sh Coach, Inc | 08/08/2013 | 06/10/2014 | 8,945.33 | 12,104 15 | -3,158 82 |
| 426 Sh. Coach, Inc | 08/08/2013 | 06/11/2014 | 16,540 23 | 23,019 51 | -6,479 28 |
| 2000 Sh Comcast Corp Bonds, 7 050% | 10/15/2013 | 05/29/2014 | 2,639 76 | 2,496 03 | 143 73 |
| 1000 Sh. Duke Energy Ind 3 75% 07/15/20 | 10/08/2013 | 08/19/2014 | 1,075 53 | 1,049 47 | 26 06 |
| 10000 Sh Fed Home Loan Bank 5% 11/17/17 | 01/29/2013 | 01/09/2014 | 11,384 60 | 11,539 26 | -154 66 |
| 1000 Sh Fedex Corp 4 9% 01/15/34 | 01/07/2014 | 10/14/2014 | 1,107 97 | 1,009 09 | 98 88 |
| 7000 Sh Fedex Corp 4 9% 01/15/34 | 01/06/2014 | 12/04/2014 | 7,606 20 | 7,038 85 | 567 35 |
| 4000 Sh Fedex Corp 4 9% 01/15/34 | 01/06/2014 | 12/04/2014 | 4,346 40 | 4,028.16 | 318 24 |
| 4000 Sh Fedex Corp 4.9% 01/15/34 | 01/06/2014 | 12/04/2014 | 4,346 40 | 3,994 50 | 351 90 |
| 1000 Sh. Fedex Corp 4 9% 01/15/34 | 01/07/2014 | 12/04/2014 | 1,086.60 | 1,009.09 | 77 51 |
| 3000 Sh Fedex Corp Nts, 8.0% 01/15/19 | 01/29/2013 | 01/06/2014 | 3,757 95 | 3,829 65 | -71 70 |
| 13000 Sh FFCB 3 75% 06/03/2025 | 03/06/2014 | 03/20/2014 | 12,963 44 | 12,997 40 | -33 96 |
| 10000 Sh. General Electric 6 75% 3/15/32 | 12/13/2013 | 12/03/2014 | 13,315.20 | 12,375 38 | 939 82 |
| 5000 Sh General Electric 6.75% 3/15/32 | 06/26/2014 | 12/03/2014 | 6,657 60 | 6,614.14 | 43 46 |
| 6000 Sh Goldman Sachs 6 125% 02/15/33 | 12/13/2013 | 12/03/2014 | 7,225 92 | 6,740 89 | 485 03 |
| 6000 Sh Goldman Sachs 6 125% 02/15/33 | 12/13/2013 | 12/03/2014 | 7,225 92 | 6,740 89 | 485 03 |
| 5000 Sh Goldman Sachs 6 125% 02/15/33 | 06/26/2014 | 12/03/2014 | 6,021 60 | 6,019 55 | 2 05 |
| 2000 Sh Lubrizol Nts, 8 875% 2/1/19 | 10/15/2013 | 04/29/2014 | 2,574 62 | 2,583 72 | -9 10 |
| 13000 Sh Morgan Stanley 6 25% 08/09/26 | 10/23/2013 | 10/03/2014 | 15,671 50 | 14,997 57 | 673 93 |
| 3000 Sh Morgan Stanley 6 25% 08/09/26 | 06/26/2014 | 10/03/2014 | 3,616 50 | 3,668 74 | -52 24 |
| 15000 Sh MS 7 25% 04/01/32 | 10/03/2014 | 12/03/2014 | 20,316 00 | 20,481 75 | -165 75 |
| 316 Sh NetApp, Inc | 03/26/2014 | 11/12/2014 | 13,320 84 | 11,690 17 | 1,630 67 |
| 2000 Sh NVR Inc Corp 3 95% 9/15/22 | 10/15/2013 | 10/08/2014 | 2,046 84 | 1,952 44 | 94 40 |
| 390 Sh Rio Tinto plc - Spon ADR | 12/16/2013 | 06/03/2014 | 20,300 53 | 20,521 25 | -220 72 |
| 360 Sh Rio Tinto plc - Spon ADR | 12/17/2013 | 06/03/2014 | 18,738 96 | 19,093 36 | -354 40 |
| 0 0494 Sh Royal Dutch Shell PLC-ADR A | 12/23/2013 | 01/15/2014 | 3 49 | 3 47 | 0 02 |
| 0 7096 Sh Royal Dutch Shell PLC-ADR A | 03/27/2014 | 04/08/2014 | 51 78 | 51 47 | 0 31 |
| 0 3855 Sh Royal Dutch Shell PLC-ADR A | 06/26/2014 | 07/31/2014 | 31 92 | 31 46 | 0 46 |
| 50 Sh Sberbank - Sponsored ADR | 04/25/2013 | 04/25/2014 | 402 77 | 636 14 | -233 37 |
| 40 Sh Sberbank - Sponsored ADR | 04/26/2013 | 04/25/2014 | 322 21 | 496 64 | -174 43 |
| 31 Sh Seattle Genetics, Inc | 04/29/2014 | 10/06/2014 | 1,073 79 | 1,212 94 | -139 15 |
| 30 Sh Seattle Genetics, Inc | 04/30/2014 | 10/06/2014 | 1,039 15 | 1,143 12 | -103 97 |

The Harlan E. Anderson Foundation
 EIN: 23-7011480
 JP Morgan Chase - Q09129000 - Covered Securities

Schedule D - Attachment
 Rockefeller & Co.

From: 01/01/2014 To: 12/31/2014

| Description of Property | Date Acquired | Date Sold | Sales Price | Cost or Other Basis | Gain or (Loss) |
|---|---------------|------------|-------------|------------------------|-------------------|
| Short Term | | | | | |
| Regular Gain/Loss | | | | | |
| 102 Sh Seattle Genetics, Inc. | 04/30/2014 | 10/07/2014 | 3,482.76 | 3,886.62 | -403.86 |
| 200 Sh Softbank | 04/28/2014 | 09/17/2014 | 15,891.42 | 14,780.29 | 1,111.13 |
| 300 Sh. Softbank | 04/28/2014 | 09/18/2014 | 23,622.70 | 22,170.43 | 1,452.27 |
| 100 Sh. Softbank | 05/20/2014 | 09/18/2014 | 7,874.23 | 6,794.92 | 1,079.31 |
| 100 Sh. Softbank | 05/22/2014 | 09/18/2014 | 7,874.24 | 6,860.05 | 1,014.19 |
| 240 Sh Tullow Oil plc | 12/16/2013 | 10/14/2014 | 1,993.92 | 3,325.59 | -1,331.67 |
| 43 Sh. Tullow Oil plc | 12/17/2013 | 10/14/2014 | 357.24 | 590.68 | -233.44 |
| 90 Sh Tullow Oil plc | 12/18/2013 | 10/14/2014 | 747.72 | 1,238.59 | -490.87 |
| 347 Sh. Tullow Oil plc | 12/17/2013 | 10/15/2014 | 2,756.83 | 4,766.63 | -2,009.80 |
| 1000 Sh. U.S. Treasury 5.375% 02/15/31 | 07/11/2013 | 05/29/2014 | 1,327.07 | 1,269.59 | 57.48 |
| 1000 Sh U.S Treasury 5.375% 02/15/31 | 07/11/2013 | 07/09/2014 | 1,305.98 | 1,268.21 | 37.77 |
| 21000 Sh U.S Trsy Bonds 5.25% 02/15/29 | 05/08/2014 | 05/16/2014 | 26,980.90 | 26,736.95 | 243.95 |
| 140 Sh UnitedHealth Group Inc | 11/04/2013 | 04/28/2014 | 10,610.57 | 9,658.04 | 952.53 |
| 3 Sh UnitedHealth Group Inc | 11/05/2013 | 04/28/2014 | 227.37 | 205.56 | 21.81 |
| 57 Sh. UnitedHealth Group Inc | 11/05/2013 | 04/29/2014 | 4,284.27 | 3,905.59 | 378.68 |
| 36000 Sh US Treas N/B 2.50% 12/31/2015 | 01/29/2014 | 06/20/2014 | 35,976.09 | 35,958.24 | 17.85 |
| 29000 Sh US Treas N/B 2.375% 12/31/2020 | 01/08/2014 | 03/11/2014 | 29,280.94 | 28,901.42 | 379.52 |
| 8000 Sh US Treas N/B 2.375% 12/31/2020 | 01/17/2014 | 03/11/2014 | 8,077.50 | 8,042.66 | 34.84 |
| 14000 Sh. US Treasury 0.625% 07/15/16 | 07/11/2013 | 01/13/2014 | 14,028.44 | 13,986.26 | 42.18 |
| 19000 Sh US Treasury 2.25% 01/31/15 | 11/05/2013 | 05/21/2014 | 19,285.00 | 19,273.82 | 11.18 |
| 23000 Sh US Treasury N/B 2.50% 05/15/15 | 05/08/2014 | 06/20/2014 | 23,026.05 | 23,031.82 | -5.77 |
| 22000 Sh US Treasury N/B 1.25% 04/15/14 | 11/05/2013 | 04/15/2014 | 22,000.00 | 22,000.00 | 0.00 |
| 1000 Sh US Treasury N/B 1.5% 02/28/19 | 03/11/2014 | 05/29/2014 | 1,003.87 | 993.71 | 10.16 |
| 37000 Sh US Treasury N/B 1.5% 02/28/19 | 03/11/2014 | 07/03/2014 | 36,699.38 | 36,771.59 | -72.21 |
| 6000 Sh US Treasury N/B 2.875% 3/31/18 | 10/14/2014 | 10/15/2014 | 6,391.17 | 6,376.11 | 15.06 |
| 4000 Sh US Treasury N/B 2.875% 3/31/18 | 10/14/2014 | 10/21/2014 | 4,255.31 | 4,249.55 | 5.76 |
| 1000 Sh US Treasury N/B 3.25% 07/31/16 | 11/05/2013 | 05/29/2014 | 1,061.33 | 1,059.01 | 2.32 |
| 21000 Sh US Treasury N/B 3.25% 07/31/16 | 11/05/2013 | 06/10/2014 | 22,228.83 | 22,220.39 | 8.44 |
| 9000 Sh US Treasury, N/B 4.50% 5/15/38 | 07/11/2013 | 02/05/2014 | 10,480.08 | 10,456.42 | 23.66 |
| 4914 144 Sh Vanguard GNMA Fund-ADM | 09/27/2013 | 05/08/2014 | 52,483.07 | 51,844.22 | 638.85 |
| 22 698 Sh Vanguard GNMA Fund-ADM | 01/31/2014 | 05/08/2014 | 242.41 | 240.83 | 1.58 |
| 22 431 Sh Vanguard GNMA Fund-ADM | 02/28/2014 | 05/08/2014 | 239.56 | 238.22 | 1.34 |
| 22 874 Sh Vanguard GNMA Fund-ADM | 03/31/2014 | 05/08/2014 | 244.29 | 241.55 | 2.74 |
| 23 471 Sh Vanguard GNMA Fund-ADM | 04/30/2014 | 05/08/2014 | 250.67 | 249.50 | 1.17 |
| 22 738 Sh Vanguard GNMA Fund-ADM | 12/31/2013 | 12/10/2014 | 246.25 | 236.93 | 9.32 |
| 13 988 Sh Vanguard GNMA Fund-ADM | 05/30/2014 | 12/10/2014 | 151.49 | 149.95 | 1.54 |
| 10 592 Sh Vanguard GNMA Fund-ADM | 06/30/2014 | 12/10/2014 | 114.71 | 113.76 | 0.95 |
| 11 086 Sh Vanguard GNMA Fund-ADM | 07/31/2014 | 12/10/2014 | 120.06 | 118.18 | 1.88 |

The Harlan E. Anderson Foundation
 EIN: 23-7011480
 JP Morgan Chase - Q09129000 - Covered Securities
 Schedule D - Attachment
 Rockefeller & Co.
 From: 01/01/2014 To: 12/31/2014

| Description of Property | Date Acquired | Date Sold | Sales Price | Cost or Other Basis | Gain or (Loss) |
|---|---------------|------------|-------------|------------------------|-------------------|
| Short Term | | | | | |
| Regular Gain/Loss | | | | | |
| 1545 472 Sh Vanguard GNMA Fund-ADM | 08/20/2014 | 12/10/2014 | 16,737.46 | 16,552.01 | 185.45 |
| 11 872 Sh Vanguard GNMA Fund-ADM | 08/29/2014 | 12/10/2014 | 128.57 | 127.51 | 1.06 |
| 14 092 Sh Vanguard GNMA Fund-ADM | 09/30/2014 | 12/10/2014 | 152.62 | 150.78 | 1.84 |
| 14.37 Sh Vanguard GNMA Fund-ADM | 10/31/2014 | 12/10/2014 | 155.63 | 155.05 | 0.58 |
| 13.314 Sh Vanguard GNMA Fund-ADM | 11/28/2014 | 12/10/2014 | 144.19 | 144.19 | 0.00 |
| 19000 Sh. Wells Fargo 4.75% 02/09/15 | 05/21/2014 | 06/20/2014 | 19,516.99 | 19,532.03 | -15.04 |
| 20000 Sh. Wells Fargo Co 1.15% 06/02/17 | 06/20/2014 | 09/19/2014 | 19,858.40 | 19,973.89 | -115.49 |
| 13000 Sh. Yum! Brands 3.875% 11/01/2023 | 12/02/2013 | 10/03/2014 | 13,130.91 | 12,751.41 | 379.50 |
| Regular Gain/Loss Totals. | | | | | -576.80 |
| Account Totals: | | | 706,110.37 | 706,687.17 | -576.80 |

The Harlan E. Anderson Foundation
EIN: 23-7011480
JP Morgan Chase - Q09129000 - Covered Securities

Schedule D - Attachment
Rockefeller & Co.

From: 01/01/2014 To: 12/31/2014

| Description of Property | Date Acquired | Date Sold | Sales Price | Cost or Other Basis | Gain or (Loss) |
|--|---------------|------------|-------------|------------------------|-------------------|
| Long Term | | | | | |
| Regular Gain/Loss | | | | | |
| 50 Sh. Arcos Dorados Holdings, Inc | 01/07/2013 | 05/21/2014 | 429.19 | 698.19 | -269.00 |
| 2 Sh. Arcos Dorados Holdings, Inc | 01/09/2013 | 05/21/2014 | 17.17 | 27.52 | -10.35 |
| 72 Sh. Arcos Dorados Holdings, Inc | 01/09/2013 | 05/22/2014 | 617.07 | 990.84 | -373.77 |
| 58 Sh. Arcos Dorados Holdings, Inc | 01/08/2013 | 05/23/2014 | 497.01 | 783.15 | -286.14 |
| 6 Sh. Arcos Dorados Holdings, Inc | 01/09/2013 | 05/23/2014 | 51.41 | 82.57 | -31.16 |
| 80 Sh. Arcos Dorados Holdings, Inc | 01/08/2013 | 05/27/2014 | 700.38 | 1,080.21 | -379.83 |
| 70 Sh. Arcos Dorados Holdings, Inc | 12/26/2012 | 05/28/2014 | 627.43 | 837.61 | -210.18 |
| 12 Sh. Arcos Dorados Holdings, Inc. | 01/08/2013 | 05/28/2014 | 107.56 | 162.03 | -54.47 |
| 59 Sh. Arcos Dorados Holdings, Inc | 12/26/2012 | 05/29/2014 | 522.80 | 705.99 | -183.19 |
| 21 Sh. Arcos Dorados Holdings, Inc | 12/26/2012 | 05/30/2014 | 185.70 | 251.28 | -65.58 |
| 20 Sh. Arcos Dorados Holdings, Inc | 12/27/2012 | 05/30/2014 | 176.85 | 238.85 | -62.00 |
| 50 Sh. Arcos Dorados Holdings, Inc | 12/28/2012 | 05/30/2014 | 442.13 | 595.47 | -153.34 |
| 54 Sh. Arcos Dorados Holdings, Inc. | 12/31/2012 | 05/30/2014 | 477.51 | 639.79 | -162.28 |
| 100 Sh. Arcos Dorados Holdings, Inc | 12/31/2012 | 06/02/2014 | 888.21 | 1,184.80 | -296.59 |
| 40 Sh. Arcos Dorados Holdings, Inc | 12/31/2012 | 06/03/2014 | 354.44 | 473.92 | -119.48 |
| 34 Sh. Arcos Dorados Holdings, Inc. | 12/31/2012 | 06/04/2014 | 307.13 | 402.83 | -95.70 |
| 62 Sh. Arcos Dorados Holdings, Inc | 12/31/2012 | 06/05/2014 | 574.34 | 734.58 | -160.24 |
| 37 Sh. Baker Hughes Incorporated | 07/11/2013 | 11/14/2014 | 2,177.07 | 1,828.82 | 348.25 |
| 160 Sh. Baker Hughes Incorporated | 07/12/2013 | 11/14/2014 | 9,414.35 | 7,853.73 | 1,560.62 |
| 8 Sh. Baker Hughes Incorporated | 07/15/2013 | 11/14/2014 | 470.72 | 392.68 | 78.04 |
| 15000 Sh. Bank of America Float% 6/15/17 | 12/13/2012 | 06/26/2014 | 14,823.45 | 14,403.55 | 419.90 |
| 5000 Sh. BB&T Corp 3.95% 4/29/2016 | 07/20/2011 | 01/29/2014 | 5,324.80 | 5,152.44 | 172.36 |
| 5000 Sh. BB&T Corp 3.95% 4/29/2016 | 11/14/2011 | 01/29/2014 | 5,324.80 | 5,189.20 | 135.60 |
| 1210 Sh. Centrica plc | 05/10/2011 | 12/11/2014 | 5,234.31 | 6,124.86 | -890.55 |
| 17 Sh. China Mobile (Hong Kong) Ltd | 06/14/2013 | 09/05/2014 | 1,103.77 | 837.89 | 265.88 |
| 55 Sh. China Mobile (Hong Kong) Ltd | 06/17/2013 | 09/05/2014 | 3,571.04 | 2,757.36 | 813.68 |
| 94 Sh. China Mobile (Hong Kong) Ltd | 06/14/2013 | 09/08/2014 | 6,118.74 | 4,633.01 | 1,485.73 |
| 2 Sh. China Mobile (Hong Kong) Ltd | 12/20/2011 | 09/09/2014 | 129.47 | 94.61 | 34.86 |
| 69 Sh. China Mobile (Hong Kong) Ltd | 06/14/2013 | 09/09/2014 | 4,466.57 | 3,400.83 | 1,065.74 |
| 39 Sh. China Mobile (Hong Kong) Ltd | 12/20/2011 | 09/10/2014 | 2,470.13 | 1,844.81 | 625.32 |
| 59 Sh. China Mobile (Hong Kong) Ltd | 12/20/2011 | 09/11/2014 | 3,797.19 | 2,790.87 | 1,006.32 |
| 19 Sh. China Mobile (Hong Kong) Ltd | 12/21/2011 | 09/11/2014 | 1,222.83 | 891.06 | 331.77 |
| 12 Sh. China Mobile (Hong Kong) Ltd | 12/19/2011 | 09/12/2014 | 766.85 | 560.73 | 206.12 |
| 41 Sh. China Mobile (Hong Kong) Ltd | 12/21/2011 | 09/12/2014 | 2,620.05 | 1,922.81 | 697.24 |
| 41 Sh. China Mobile (Hong Kong) Ltd | 12/19/2011 | 09/15/2014 | 2,597.02 | 1,915.81 | 681.21 |
| 10 Sh. China Mobile (Hong Kong) Ltd | 02/22/2011 | 09/16/2014 | 615.54 | 464.23 | 151.31 |
| 47 Sh. China Mobile (Hong Kong) Ltd | 12/19/2011 | 09/16/2014 | 2,893.01 | 2,196.17 | 696.84 |
| 67 Sh. China Mobile (Hong Kong) Ltd | 02/22/2011 | 09/17/2014 | 4,129.15 | 3,110.31 | 1,018.84 |

The Harlan E. Anderson Foundation
 EIN: 23-7011480
 JP Morgan Chase - Q09129000 - Covered Securities

Schedule D - Attachment
 Rockefeller & Co.

From: 01/01/2014 To: 12/31/2014

| Description of Property | Date Acquired | Date Sold | Sales Price | Cost or Other Basis | Gain or (Loss) |
|--|---------------|------------|-------------|---------------------|----------------|
| Long Term | | | | | |
| Regular Gain/Loss | | | | | |
| 12 Sh. China Mobile (Hong Kong) Ltd | 02/22/2011 | 09/18/2014 | 732.97 | 557.07 | 175.90 |
| 1000 Sh Citigroup 4 45% 01/10/17 | 04/17/2013 | 09/16/2014 | 1,068.20 | 1,067.41 | 0.79 |
| 6000 Sh Citigroup 4.45% 01/10/17 | 04/17/2013 | 09/18/2014 | 6,396.72 | 6,401.72 | -5.00 |
| 3000 Sh Citigroup 4 45% 01/10/17 | 04/17/2013 | 09/18/2014 | 3,198.36 | 3,201.73 | -3.37 |
| 8000 Sh. Comcast Corp Bonds, 7 050% | 09/17/2013 | 11/12/2014 | 10,766.00 | 9,785.49 | 980.51 |
| 25 Sh Copa Holdings SA Cl A | 07/23/2013 | 09/24/2014 | 2,707.41 | 3,533.24 | -825.83 |
| 10 Sh Copa Holdings SA Cl A | 07/22/2013 | 09/24/2014 | 1,083.63 | 1,418.59 | -334.96 |
| 21 Sh Copa Holdings SA Cl A | 07/23/2013 | 09/24/2014 | 2,275.62 | 2,967.93 | -692.31 |
| 1 Sh Copa Holdings SA Cl A | 07/16/2013 | 09/25/2014 | 106.56 | 138.04 | -31.48 |
| 30 Sh Copa Holdings SA Cl A | 07/17/2013 | 09/25/2014 | 3,196.65 | 4,141.30 | -944.65 |
| 20 Sh. Copa Holdings SA Cl A | 07/18/2013 | 09/25/2014 | 2,131.10 | 2,786.02 | -654.92 |
| 4 Sh. Copa Holdings SA Cl A | 07/23/2013 | 09/25/2014 | 426.22 | 565.32 | -139.10 |
| 10 Sh Copa Holdings SA Cl A | 07/15/2013 | 09/26/2014 | 1,049.64 | 1,357.48 | -307.84 |
| 49 Sh Copa Holdings SA Cl A | 07/16/2013 | 09/26/2014 | 5,143.25 | 6,763.93 | -1,620.68 |
| 10000 Sh CSX Corp Debt 6 250% 4/1/15 | 07/12/2011 | 01/29/2014 | 10,647.70 | 10,502.81 | 144.89 |
| 83 Sh DnB Holding ASA | 10/29/2013 | 12/16/2014 | 1,164.28 | 1,504.54 | -340.26 |
| 165 Sh DnB Holding ASA | 10/30/2013 | 12/16/2014 | 2,314.53 | 3,008.04 | -693.51 |
| 30 Sh DnB Holding ASA | 05/07/2013 | 12/17/2014 | 423.28 | 498.49 | -75.21 |
| 160 Sh DnB Holding ASA | 05/08/2013 | 12/17/2014 | 2,257.49 | 2,692.59 | -435.10 |
| 107 Sh DnB Holding ASA | 10/29/2013 | 12/17/2014 | 1,509.69 | 1,939.59 | -429.90 |
| 330 Sh DnB Holding ASA | 05/07/2013 | 12/18/2014 | 4,904.26 | 5,483.36 | -579.10 |
| 156 Sh. DnB Holding ASA | 05/10/2013 | 12/19/2014 | 2,346.48 | 2,562.88 | -216.40 |
| 240 Sh. DnB Holding ASA | 05/13/2013 | 12/19/2014 | 3,609.98 | 3,946.55 | -336.57 |
| 134 Sh DnB Holding ASA | 05/10/2013 | 12/22/2014 | 2,002.82 | 2,201.44 | -198.62 |
| 163 Sh. DnB Holding ASA | 05/14/2013 | 12/22/2014 | 2,436.26 | 2,674.27 | -238.01 |
| 160 Sh DnB Holding ASA | 05/06/2013 | 12/23/2014 | 2,384.94 | 2,618.63 | -233.69 |
| 57 Sh DnB Holding ASA | 05/14/2013 | 12/23/2014 | 849.64 | 935.17 | -85.53 |
| 24 Sh Dover Corp | 11/09/2012 | 08/05/2014 | 2,051.10 | 1,225.83 | 825.27 |
| 40 Sh Dover Corp | 11/14/2012 | 08/05/2014 | 3,418.51 | 2,047.31 | 1,371.20 |
| 60 Sh. Dover Corp | 11/19/2012 | 08/05/2014 | 5,127.76 | 3,123.84 | 2,003.92 |
| 36 Sh Dover Corp | 11/09/2012 | 08/06/2014 | 3,042.51 | 1,838.74 | 1,203.77 |
| 47 Sh Dover Corp | 11/16/2012 | 08/06/2014 | 3,972.16 | 2,369.55 | 1,602.61 |
| 70 Sh Dover Corp | 11/12/2012 | 08/07/2014 | 5,912.35 | 3,525.54 | 2,386.81 |
| 33 Sh Dover Corp | 11/16/2012 | 08/07/2014 | 2,787.25 | 1,663.73 | 1,123.52 |
| 5000 Sh Duke Energy Ind 3 75% 07/15/20 | 10/13/2011 | 08/19/2014 | 5,377.65 | 5,245.51 | 132.14 |
| 6000 Sh Duke Energy Ind 3 75% 07/15/20 | 01/17/2013 | 08/19/2014 | 6,453.18 | 6,527.64 | -74.46 |
| 8 Sh Expedia, Inc | 07/17/2013 | 10/29/2014 | 636.86 | 519.53 | 117.33 |
| 120 Sh Expedia, Inc | 07/16/2013 | 10/29/2014 | 9,552.98 | 7,812.18 | 1,740.80 |

The Harlan E. Anderson Foundation
 EIN: 23-7011480
 JP Morgan Chase - Q09129000 - Covered Securities

Schedule D - Attachment
 Rockefeller & Co.

From: 01/01/2014 To: 12/31/2014

| Description of Property | Date Acquired | Date Sold | Sales Price | Cost or Other Basis | Gain or (Loss) |
|--|---------------|------------|-------------|---------------------|----------------|
| Long Term | | | | | |
| Regular Gain/Loss | | | | | |
| 50 Sh Expedia, Inc | 07/18/2013 | 10/29/2014 | 3,980.41 | 3,270.97 | 709.44 |
| 30 Sh Expedia, Inc | 07/19/2013 | 10/29/2014 | 2,388.24 | 1,955.36 | 432.88 |
| 70 Sh Expedia, Inc. | 07/15/2013 | 10/30/2014 | 5,608.38 | 4,503.02 | 1,105.36 |
| 82 Sh Expedia, Inc | 07/17/2013 | 10/30/2014 | 6,569.82 | 5,325.22 | 1,244.60 |
| 30 Sh Expedia, Inc | 08/02/2013 | 10/30/2014 | 2,403.59 | 1,440.88 | 962.71 |
| 100 Sh. Expedia, Inc | 08/05/2013 | 10/30/2014 | 8,011.97 | 4,930.99 | 3,080.98 |
| 9000 Sh Fannie Mae 6 625% 11/15/30 | 10/12/2011 | 02/05/2014 | 12,123.09 | 12,570.61 | -447.52 |
| 10000 Sh. Fedex Corp Nts, 8.0% 01/15/19 | 12/05/2011 | 01/06/2014 | 12,526.50 | 12,227.36 | 299.14 |
| /46 Sh Goldman Sachs Group | 10/16/2012 | 05/21/2014 | 7,316.29 | 5,674.48 | 1,641.81 |
| 30 Sh Knowles Corp | 11/09/2012 | 03/13/2014 | 906.71 | 621.94 | 284.77 |
| 35 Sh Knowles Corp | 11/12/2012 | 03/13/2014 | 1,057.83 | 715.49 | 342.34 |
| 20 Sh Knowles Corp | 11/14/2012 | 03/13/2014 | 604.47 | 415.49 | 188.98 |
| 40 Sh Knowles Corp | 11/16/2012 | 03/13/2014 | 1,208.95 | 818.52 | 390.43 |
| 30 Sh. Knowles Corp | 11/19/2012 | 03/13/2014 | 906.71 | 633.97 | 272.74 |
| 8000 Sh Lubrizol Nts, 8 875% 2/1/19 | 02/22/2013 | 04/29/2014 | 10,298.48 | 10,553.43 | -254.95 |
| /38 Sh Microsoft Corp | 11/08/2012 | 03/26/2014 | 1,513.05 | 1,111.36 | 401.69 |
| 100 Sh. Murata Manufacturing Company, | 02/06/2013 | 03/27/2014 | 9,125.43 | 6,401.26 | 2,724.17 |
| 100 Sh Murata Manufacturing Company, | 02/04/2013 | 03/28/2014 | 9,427.56 | 6,143.86 | 3,283.70 |
| 100 Sh Murata Manufacturing Company, | 02/05/2013 | 03/28/2014 | 9,427.56 | 6,165.75 | 3,261.81 |
| 200 Sh. Murata Manufacturing Company, | 12/21/2012 | 04/28/2014 | 16,718.99 | 11,514.18 | 5,204.81 |
| 100 Sh. Murata Manufacturing Company, | 12/21/2012 | 04/30/2014 | 8,342.35 | 5,757.09 | 2,585.26 |
| 100 Sh. Murata Manufacturing Company, | 12/27/2012 | 04/30/2014 | 8,342.35 | 5,722.58 | 2,619.77 |
| 15 Sh NetApp, Inc | 09/08/2011 | 11/12/2014 | 632.32 | 546.57 | 85.75 |
| 266 Sh NetApp, Inc | 09/07/2011 | 11/13/2014 | 10,916.85 | 9,596.77 | 1,320.08 |
| 105 Sh NetApp, Inc | 09/08/2011 | 11/13/2014 | 4,309.28 | 3,826.00 | 483.28 |
| 44 Sh NetApp, Inc | 09/07/2011 | 11/14/2014 | 1,858.79 | 1,587.44 | 271.35 |
| 159 Sh. NetApp, Inc | 05/25/2012 | 11/14/2014 | 6,716.98 | 4,570.90 | 2,146.08 |
| 11 Sh NetApp, Inc | 05/25/2012 | 11/17/2014 | 460.54 | 316.23 | 144.31 |
| 11000 Sh NVR Inc Corp 3 95% 9/15/22 | 10/04/2012 | 10/08/2014 | 11,257.62 | 11,300.47 | -42.85 |
| 15000 Sh NY Trans Auth 3 823% 5/1/2017 | 05/01/2012 | 03/11/2014 | 15,732.15 | 16,053.99 | -321.84 |
| 0.6 Sh PICC Prop & Cas Co Rts 12/2/14 | 11/05/2012 | 11/10/2014 | 0.00 | 0.00 | 0.00 |
| 202.8 Sh PICC Prop & Cas Co Rts 12/2/14 | 11/05/2012 | 11/25/2014 | 178.81 | 0.00 | 178.81 |
| 141.3 Sh PICC Prop & Cas Co Rts 12/2/14 | 11/06/2012 | 11/25/2014 | 124.59 | 0.00 | 124.59 |
| 214.2 Sh PICC Prop & Cas Co Rts 12/2/14 | 11/12/2012 | 11/25/2014 | 188.87 | 0.00 | 188.87 |
| 249.3 Sh. PICC Prop & Cas Co Rts 12/2/14 | 11/13/2012 | 11/25/2014 | 219.82 | 0.00 | 219.82 |
| 125.1 Sh PICC Prop & Cas Co Rts 12/2/14 | 11/15/2012 | 11/25/2014 | 110.30 | 0.00 | 110.30 |
| 108 Sh PICC Prop & Cas Co Rts 12/2/14 | 11/16/2012 | 11/25/2014 | 95.23 | 0.00 | 95.23 |
| 166.5 Sh PICC Prop & Cas Co Rts 12/2/14 | 11/19/2012 | 11/25/2014 | 146.81 | 0.00 | 146.81 |

The Harlan E. Anderson Foundation
 EIN: 23-7011480
 JP Morgan Chase - Q09129000 - Covered Securities

Schedule D - Attachment
 Rockefeller & Co.

From: 01/01/2014 To: 12/31/2014

| Description of Property | Date Acquired | Date Sold | Sales Price | Cost or Other Basis | Gain or (Loss) |
|---|---------------|------------|-------------|------------------------|-------------------|
| Long Term | | | | | |
| Regular Gain/Loss | | | | | |
| 181.8 Sh PICC Prop & Cas Co Rts 12/2/14 | 11/27/2012 | 11/25/2014 | 160.30 | 0 00 | 160 30 |
| 180 Sh PICC Prop & Cas Co Rts 12/2/14 | 02/05/2013 | 11/25/2014 | 158 71 | 0 00 | 158 71 |
| 180 Sh. PICC Prop & Cas Co Rts 12/2/14 | 02/06/2013 | 11/25/2014 | 158 71 | 0 00 | 158.71 |
| 360 Sh PICC Prop & Cas Co Rts 12/2/14 | 06/11/2013 | 11/25/2014 | 317 42 | 0 00 | 317 42 |
| 13000 Sh PNC Funding 5 125% 02/08/20 | 01/06/2012 | 04/24/2014 | 14,683.63 | 14,241.88 | 441 75 |
| 33 Sh Royal Caribbean Cruises Ltd | 02/17/2012 | 05/21/2014 | 1,764 16 | 1,020 21 | 743.95 |
| 110 Sh Royal Caribbean Cruises Ltd. | 04/16/2013 | 05/21/2014 | 5,880 52 | 3,652.15 | 2,228 37 |
| 100 Sh Royal Caribbean Cruises Ltd | 04/18/2013 | 05/21/2014 | 5,345 93 | 3,337 36 | 2,008 57 |
| 7 Sh Samsung Electronics Co., Pfd | 06/15/2012 | 08/05/2014 | 6,980.16 | 4,451.18 | 2,528 98 |
| 6 Sh. Samsung Electronics Co., Pfd | 08/28/2012 | 08/06/2014 | 5,864 43 | 3,753 12 | 2,111 31 |
| 3 Sh Samsung Electronics Co., Pfd | 08/28/2012 | 08/07/2014 | 2,937 70 | 1,876 56 | 1,061 14 |
| 6 Sh. Samsung Electronics Co., Pfd | 12/06/2011 | 08/08/2014 | 5,727 02 | 3,456.45 | 2,270 57 |
| 2 Sh Samsung Electronics Co., Pfd | 12/02/2011 | 08/11/2014 | 1,935 22 | 1,150 57 | 784 65 |
| 4 Sh Samsung Electronics Co., Pfd | 12/06/2011 | 08/11/2014 | 3,870 43 | 2,304.30 | 1,566.13 |
| 5 Sh. Samsung Electronics Co., Pfd | 12/02/2011 | 08/12/2014 | 4,833 88 | 2,876 43 | 1,957 45 |
| 2 Sh Samsung Electronics Co., Pfd | 12/02/2011 | 08/13/2014 | 1,918 83 | 1,150 57 | 768.26 |
| 3 Sh Samsung Electronics Co., Pfd | 12/02/2011 | 08/18/2014 | 2,903 14 | 1,725 86 | 1,177 28 |
| 4 Sh. Samsung Electronics Co., Pfd | 12/02/2011 | 08/19/2014 | 3,882.81 | 2,301 14 | 1,581 67 |
| 4 Sh. Samsung Electronics Co., Pfd | 12/02/2011 | 08/20/2014 | 3,854 55 | 2,301 14 | 1,553.41 |
| 50 Sh. Sberbank - Sponsored ADR | 04/25/2012 | 04/24/2014 | 419 29 | 644 97 | -225 68 |
| 201 Sh Sberbank - Sponsored ADR | 04/26/2012 | 04/24/2014 | 1,685.54 | 2,559 38 | -873 84 |
| 180 Sh Sberbank - Sponsored ADR | 04/27/2012 | 04/24/2014 | 1,509 44 | 2,316 83 | -807 39 |
| 130 Sh Sberbank - Sponsored ADR | 03/12/2013 | 04/24/2014 | 1,090 15 | 1,810 46 | -720 31 |
| 100 Sh. Sberbank - Sponsored ADR | 04/09/2013 | 04/24/2014 | 838 58 | 1,291 71 | -453 13 |
| 100 Sh Sberbank - Sponsored ADR | 04/10/2013 | 04/24/2014 | 838 58 | 1,310.48 | -471 90 |
| 100 Sh Sberbank - Sponsored ADR | 04/11/2013 | 04/24/2014 | 838 58 | 1,307 28 | -468.70 |
| 470 Sh. Sberbank - Sponsored ADR | 04/24/2012 | 04/25/2014 | 3,785 99 | 5,956 03 | -2,170 04 |
| 29 Sh Sberbank - Sponsored ADR | 04/26/2012 | 04/25/2014 | 233 60 | 369 26 | -135 66 |
| 420 Sh Sberbank - Sponsored ADR | 06/08/2012 | 04/25/2014 | 3,383 23 | 4,212 39 | -829 16 |
| 190 Sh Sberbank - Sponsored ADR | 04/03/2013 | 04/25/2014 | 1,530 51 | 2,396 07 | -865 56 |
| 50 Sh Sberbank - Sponsored ADR | 04/22/2013 | 04/25/2014 | 402 77 | 604 81 | -202 04 |
| 20 Sh Seattle Genetics, Inc | 01/22/2013 | 10/07/2014 | 682 89 | 590 93 | 91 96 |
| 53 Sh Seattle Genetics, Inc | 01/17/2013 | 10/08/2014 | 1,794 95 | 1,545 88 | 249 07 |
| 60 Sh Seattle Genetics, Inc | 01/22/2013 | 10/08/2014 | 2,032 02 | 1,772 78 | 259 24 |
| 76 Sh Seattle Genetics, Inc | 01/17/2013 | 10/09/2014 | 2,540 46 | 2,216 74 | 323 72 |
| 52 Sh Seattle Genetics, Inc | 01/15/2013 | 10/10/2014 | 1,691 35 | 1,459 55 | 231 80 |
| 11 Sh Seattle Genetics, Inc | 01/17/2013 | 10/10/2014 | 357 79 | 320 84 | 36 95 |
| 50 Sh Seattle Genetics, Inc | 01/18/2013 | 10/10/2014 | 1,626 29 | 1,450 99 | 175 30 |

The Harlan E. Anderson Foundation
 EIN: 23-7011480
 JP Morgan Chase - Q09129000 - Covered Securities

Schedule D - Attachment
 Rockefeller & Co.

From: 01/01/2014 To: 12/31/2014

| Description of Property | Date Acquired | Date Sold | Sales Price | Cost or Other Basis | Gain or (Loss) |
|---------------------------------------|---------------|------------|-------------------|------------------------|-------------------|
| Long Term | | | | | |
| Regular Gain/Loss | | | | | |
| 58 Sh Seattle Genetics, Inc. | 01/15/2013 | 10/13/2014 | 1,832.73 | 1,627.96 | 204.77 |
| 135 Sh Subsea 7 SA | 07/17/2013 | 10/06/2014 | 1,741.69 | 2,525.86 | -784.17 |
| 134 Sh. Subsea 7 SA | 07/16/2013 | 10/07/2014 | 1,726.35 | 2,497.34 | -770.99 |
| 105 Sh Subsea 7 SA | 07/17/2013 | 10/07/2014 | 1,352.73 | 1,964.56 | -611.83 |
| 70 Sh Subsea 7 SA | 07/18/2013 | 10/07/2014 | 901.82 | 1,305.49 | -403.67 |
| 29 Sh Subsea 7 SA | 07/15/2013 | 10/08/2014 | 369.29 | 536.12 | -166.83 |
| 20 Sh Subsea 7 SA | 07/15/2013 | 10/08/2014 | 254.68 | 370.37 | -115.69 |
| 176 Sh Subsea 7 SA | 07/16/2013 | 10/08/2014 | 2,241.20 | 3,280.08 | -1,038.88 |
| 17 Sh Subsea 7 SA | 07/12/2013 | 10/09/2014 | 219.01 | 313.35 | -94.34 |
| 171 Sh Subsea 7 SA | 07/15/2013 | 10/09/2014 | 2,203.03 | 3,161.23 | -958.20 |
| 33 Sh Subsea 7 SA | 07/10/2013 | 10/10/2014 | 407.24 | 587.41 | -180.17 |
| 193 Sh Subsea 7 SA | 07/12/2013 | 10/10/2014 | 2,381.74 | 3,557.40 | -1,175.66 |
| 156 Sh. Subsea 7 SA | 07/10/2013 | 10/13/2014 | 1,900.70 | 2,776.83 | -876.13 |
| 71 Sh. Subsea 7 SA | 07/10/2013 | 10/14/2014 | 863.52 | 1,263.81 | -400.29 |
| 10000 Sh TD Bank 2 375% 10/19/16 | 11/10/2011 | 01/29/2014 | 10,360.30 | 10,081.71 | 278.59 |
| 3000 Sh TD Bank 2 375% 10/19/16 | 11/14/2011 | 01/29/2014 | 3,108.09 | 3,026.96 | 81.13 |
| 380 Sh Tullow Oil plc | 07/11/2013 | 10/13/2014 | 3,225.28 | 6,444.56 | -3,219.28 |
| 53 Sh Tullow Oil plc | 07/12/2013 | 10/13/2014 | 449.84 | 890.99 | -441.15 |
| 230 Sh Tullow Oil plc | 07/10/2013 | 10/14/2014 | 1,910.83 | 3,717.64 | -1,806.81 |
| 47 Sh. Tullow Oil plc | 07/12/2013 | 10/14/2014 | 390.47 | 790.13 | -399.66 |
| 480 Sh UnitedHealth Group Inc | 07/18/2012 | 04/29/2014 | 36,078.07 | 26,993.37 | 9,084.70 |
| 10000 Sh UPS 5 125% Due 4/1/19 | 06/30/2011 | 04/29/2014 | 11,434.70 | 10,869.14 | 565.56 |
| 28000 Sh US Treas N/B 0 875% 04/30/17 | 05/16/2013 | 06/26/2014 | 28,035.00 | 28,227.05 | -192.05 |
| 1000 Sh US Treas N/B 0 875% 04/30/17 | 05/16/2013 | 07/09/2014 | 998.79 | 1,008.01 | -9.22 |
| 1000 Sh US Treasury 0 625% 07/15/16 | 07/11/2013 | 08/19/2014 | 1,003.32 | 999.25 | 4.07 |
| 1000 Sh US Treasury 0 625% 07/15/16 | 07/11/2013 | 08/20/2014 | 1,003.13 | 999.26 | 3.87 |
| 12000 Sh US Treasury 0 625% 07/15/16 | 07/11/2013 | 11/12/2014 | 12,040.78 | 11,992.21 | 48.57 |
| 4202 563 Sh Vanguard GNMA Fund-ADM | 09/27/2013 | 12/10/2014 | 45,513.76 | 44,337.04 | 1,176.72 |
| 0 627 Sh. Vanguard GNMA Fund-ADM | 09/30/2013 | 12/10/2014 | 6.79 | 6.61 | 0.18 |
| 523 311 Sh Vanguard GNMA Fund-ADM | 10/15/2013 | 12/10/2014 | 5,667.46 | 5,500.00 | 167.46 |
| 22 226 Sh Vanguard GNMA Fund-ADM | 11/29/2013 | 12/10/2014 | 240.71 | 233.82 | 6.89 |
| 9000 Sh Verizon 6 40% 09/15/33 | 09/11/2013 | 12/03/2014 | 10,913.67 | 9,625.71 | 1,287.96 |
| 3000 Sh Verizon 6 40% 09/15/33 | 10/15/2013 | 12/03/2014 | 3,637.89 | 3,353.06 | 284.83 |
| Regular Gain/Loss Totals | | | | | 64,063.79 |
| Account Totals | | | 698,345.04 | 634,281.25 | 64,063.79 |

Rockefeller & Co.
The Harlan E. Anderson Foundat/ 9194
Other Tax Information Report
From: 01/01/2014 To: 12/31/2014

| Date | Description | Amount |
|---|--|----------|
| Interest Corp/Other - Other | | |
| 05/30/2014 | Income received on cash balance | 0.02 |
| 06/30/2014 | Income received on cash balance | 0.08 |
| 07/31/2014 | Income received on cash balance | 0.05 |
| | | 0.15 |
| F/X Gain/Loss - Short Term Securities Settlement | | |
| 04/02/2014 | FX Gain/Loss on trade settlement | -23.33 |
| 04/04/2014 | FX Gain/Loss on trade settlement | -9.45 |
| 04/07/2014 | FX Gain/Loss on trade settlement | -4.30 |
| 04/10/2014 | FX Gain/Loss on trade settlement | -0.77 |
| 04/17/2014 | FX Gain/Loss on trade settlement | 2.66 |
| 04/21/2014 | FX Gain/Loss on trade settlement | -2.87 |
| 04/22/2014 | FX Gain/Loss on trade settlement | -0.79 |
| 04/25/2014 | FX Gain/Loss on trade settlement | 34.56 |
| 04/28/2014 | FX Gain/Loss on trade settlement | 0.99 |
| 08/07/2014 | FX Gain/Loss on trade settlement | -34.00 |
| 08/08/2014 | FX Gain/Loss on trade settlement | 0.61 |
| 08/11/2014 | FX Gain/Loss on trade settlement | -16.11 |
| 08/12/2014 | FX Gain/Loss on trade settlement | 28.80 |
| 08/13/2014 | FX Gain/Loss on trade settlement | 12.93 |
| 08/14/2014 | FX Gain/Loss on trade settlement | 9.98 |
| 08/18/2014 | FX Gain/Loss on trade settlement | 4.21 |
| 08/20/2014 | FX Gain/Loss on trade settlement | 1.55 |
| 08/21/2014 | FX Gain/Loss on trade settlement | -25.93 |
| 08/22/2014 | FX Gain/Loss on trade settlement | -6.53 |
| 09/24/2014 | FX Gain/Loss on trade settlement | 2.77 |
| 09/25/2014 | FX Gain/Loss on trade settlement | -8.08 |
| 09/29/2014 | FX Gain/Loss on trade settlement | 21.61 |
| 09/30/2014 | FX Gain/Loss on trade settlement | 17.67 |
| 10/01/2014 | FX Gain/Loss on trade settlement | 26.06 |
| 11/25/2014 | FX Gain/Loss on trade settlement | -6.09 |
| 11/26/2014 | FX Gain/Loss on trade settlement | -24.57 |
| | | 1.58 |
| Gain On Litigation Settlements | | |
| 09/23/2014 | Check deposit from Citigroup Bond Action Settlement Fund - Class Action Proceeds | 2,075.59 |
| | | 2,075.59 |

FORM 990-PF DIVIDENDS AND INTEREST FROM SECURITIES STATEMENT 1

| SOURCE | GROSS AMOUNT | CAPITAL GAINS DIVIDENDS | (A) REVENUE PER BOOKS | (B) NET INVESTMENT INCOME | (C) ADJUSTED NET INCOME |
|----------------------|--------------|-------------------------|-----------------------|---------------------------|-------------------------|
| JP MORGAN CHASE BANK | 63047. | 2. | 63045. | 63045. | |
| JP MORGAN CHASE BANK | 19192. | 0. | 19192. | 19192. | |
| TO PART I, LINE 4 | 82239. | 2. | 82237. | 82237. | |

FORM 990-PF RENTAL INCOME STATEMENT 2

| KIND AND LOCATION OF PROPERTY | ACTIVITY NUMBER | GROSS RENTAL INCOME |
|---------------------------------------|-----------------|---------------------|
| | 1 | 69694. |
| TOTAL TO FORM 990-PF, PART I, LINE 5A | | 69694. |

FORM 990-PF OTHER PROFESSIONAL FEES STATEMENT 3

| DESCRIPTION | (A) EXPENSES PER BOOKS | (B) NET INVESTMENT INCOME | (C) ADJUSTED NET INCOME | (D) CHARITABLE PURPOSES |
|------------------------------|------------------------|---------------------------|-------------------------|-------------------------|
| GOODWIN PROCTER LLP | 4595. | 4595. | | 0. |
| ROCKEFELLER & CO | 18934. | 18934. | | 0. |
| TO FORM 990-PF, PG 1, LN 16C | 23529. | 23529. | | 0. |

| FORM 990-PF | TAXES | | | STATEMENT | 4 |
|-----------------------------|------------------------------|-----------------------------------|-------------------------------|-------------------------------|----|
| DESCRIPTION | (A) EXPENSES PER BOOKS | (B) NET INVEST- MENT INCOME | (C) ADJUSTED NET INCOME | (D) CHARITABLE PURPOSES | |
| EXCISE TAX | 1939. | 0. | | | 0. |
| FOREIGN TAXES | 4075. | 4075. | | | 0. |
| TO FORM 990-PF, PG 1, LN 18 | 6014. | 4075. | | | 0. |

| FORM 990-PF | OTHER EXPENSES | | | STATEMENT | 5 |
|-----------------------------|------------------------------|-----------------------------------|-------------------------------|-------------------------------|----|
| DESCRIPTION | (A) EXPENSES PER BOOKS | (B) NET INVEST- MENT INCOME | (C) ADJUSTED NET INCOME | (D) CHARITABLE PURPOSES | |
| CUSTODIAN FEES | 2139. | 2139. | | | 0. |
| BANK CHARGES | 12. | 12. | | | 0. |
| COMMISSION/ADR FEE | 40. | 40. | | | 0. |
| TO FORM 990-PF, PG 1, LN 23 | 2191. | 2191. | | | 0. |

| FORM 990-PF | OTHER DECREASES IN NET ASSETS OR FUND BALANCES | STATEMENT | 6 |
|--|--|-----------|---|
| DESCRIPTION | | AMOUNT | |
| INCOME REPORTED ON RETURN NOT REFLECTED ON BOOKS | | 69694. | |
| TAX COST ADJUSTMENT | | 4441. | |
| TOTAL TO FORM 990-PF, PART III, LINE 5 | | 74135. | |

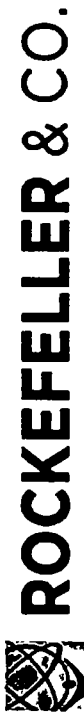
| FORM 990-PF | CORPORATE STOCK | STATEMENT | 7 |
|---|-----------------|----------------------|---|
| DESCRIPTION | BOOK VALUE | FAIR MARKET VALUE | |
| SEE ATTACHED SCHEDULE | 2673295. | 3516118. | |
| TOTAL TO FORM 990-PF, PART II, LINE 10B | 2673295. | 3516118. | |

| FORM 990-PF | OTHER INVESTMENTS | STATEMENT | 8 |
|---|-------------------|------------|-------------------|
| DESCRIPTION | VALUATION METHOD | BOOK VALUE | FAIR MARKET VALUE |
| VARIOUS OTHER ASSETS | COST | 9965. | 9972. |
| 70% INTEREST IN LOCUST REALTY COMPANY LLC | FMV | 8298161. | 8409951. |
| TOTAL TO FORM 990-PF, PART II, LINE 13 | | 8308126. | 8419923. |

FORM 990-PF PART VIII - LIST OF OFFICERS, DIRECTORS
TRUSTEES AND FOUNDATION MANAGERS STATEMENT 9

| NAME AND ADDRESS | TITLE AND AVRG HRS/WK | COMPEN-SATION | EMPLOYEE BEN PLAN CONTRIB | EXPENSE ACCOUNT |
|--|-----------------------|---------------|---------------------------|-----------------|
| HARLAN E. ANDERSON THE MAPLES PH, 179 OENOKE RIDGE RD NEW CANAAN, CT 06840 | TRUSTEE 1.00 | 0. | 0. | 0. |
| LOIS J. ANDERSON THE MAPLES PH, 179 OENOKE RIDGE RD NEW CANAAN, CT 06840 | TRUSTEE 1.00 | 0. | 0. | 0. |
| GREGORY S. ANDERSON 175 ALDER LANE BOULDER, CO 80304 | TRUSTEE 1.00 | 0. | 0. | 0. |
| BRIAN A. ANDERSON P.O. BOX 2908 MONUMENT, CO 80132 | TRUSTEE 1.00 | 0. | 0. | 0. |
| SUSAN E. ANDERSON 4190 19TH STREET BOULDER, CO 80304 | TRUSTEE 1.00 | 0. | 0. | 0. |
| TOTALS INCLUDED ON 990-PF, PAGE 6, PART VIII | | 0. | 0. | 0. |

Prepared for
The Harlan E. Anderson Foundation - Total Relationship (R9194)
Period Ending December 31, 2014



The Harlan E. Anderson Foundation - Total Relationship (R9194)
Period Ending December 31, 2014

Table of Contents

| | |
|------------------------------------|----|
| Summary Asset Allocation | 1 |
| Change in Market Value Summary | 1 |
| Tax Planning Summary | 1 |
| Detailed Statement of Assets | 2 |
| Detailed Statement of Transactions | 6 |
| Legal Notice | 10 |

The Harlan E Anderson Foundation - Total Relationship (R9194)

Period Ending December 31, 2014

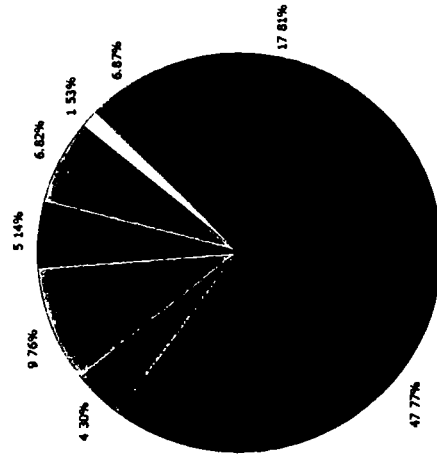
Summary Asset Allocation

| | Market Value | % of Value |
|--------------------------------|--------------|------------|
| ■ Cash and Cash Equivalents ** | 260,278 | 6.87 |
| ■ Fixed Income | | |
| ■ North America | 674,435 | 17.81 |
| ■ Equity | | |
| ■ North America | 1,808,622 | 47.77 |
| ■ United Kingdom | 162,892 | 4.30 |
| ■ Europe ex United Kingdom | 369,413 | 9.76 |
| ■ Japan | 194,789 | 5.14 |
| ■ Asia ex Japan | 47,821 | 1.26 |
| ■ Emerging Markets Asia | 258,146 | 6.82 |
| ■ Total Equity | 2,841,683 | 75.05 |
| ■ Other Assets | 9,972 | 0.26 |
| | 3,786,368 | 100.00 |

Account Total.

□ * - Items less than 2% of total account 1.53%

** - Settled cash is invested in JPM US Gov Inst MM



Change in Market Value Summary

| | Month | YTD | Month | Fiscal Year to Date |
|--|-----------|-----------|--------|---------------------|
| Beginning Market Value | 3,822,474 | 3,760,944 | | |
| Prior Period Adjustment | 0 | 703 | 4,930 | 62,696 |
| Adjusted Beginning Market Value | 3,822,474 | 3,761,646 | 4 | 557 |
| Dividends Earned * | 4,351 | 59,554 | 1,291 | 14,356 |
| Interest Earned * | 1,095 | 13,389 | | |
| Contributions & Withdrawals - Cash | (10) | (206,113) | 3,307 | (575) |
| Contributions & Withdrawals - Non Cash | 0 | (1) | 37,243 | 651,114 |
| Capital Appreciation | (41,542) | 157,893 | (302) | (3,903) |
| Ending Market Value | 3,786,368 | 3,786,368 | (10) | (21,113) |

* - Income earned during the period is not necessarily received within the period

Cumulative Unrealized Gains/Losses as of 12/31/2014
 Long Term 825,100
 Short Term 17,723



The Harlan E. Anderson Foundation - Total Relationship (R9194)

Period Ending December 31, 2014

Detailed Statement of Assets

| Security Name | Shares | Price (US) | Cost (US) | Market Value | Unrealized Gain/Loss | % of Value | Current Yield | Est. Ann. Income |
|--|--------|------------|------------|--------------|----------------------|------------|---------------|------------------|
| Cash and Cash Equivalents | | | 260,278.09 | 260,278.09 | 0.00 | 6.87 | 0.00 | 0 |
| Cash | | | | | | | | |
| Securities | | | | | | | | |
| Fixed Income | | | | | | | | |
| North America | | | | | | | | |
| Associates Corp 6.95% Due 11/01/2018 | 18,000 | 116.80 | 20,939.63 | 21,023.82 | 84.19 | 0.56 | 5.95 | 1,251 |
| Bank of America Corp 5.3% Due 03/15/2017 | 18,000 | 107.42 | 19,476.62 | 19,334.97 | (141.65) | 0.51 | 4.93 | 954 |
| BB&T Corporation 1.6% Due 08/15/2017 Call @ 100 07/14/17 | 22,000 | 99.95 | 22,088.03 | 21,988.19 | (99.84) | 0.58 | 1.60 | 352 |
| CVS Caremark Corp 1.20% Due 12/05/16 | 20,000 | 100.28 | 20,101.75 | 20,055.28 | (46.47) | 0.53 | 1.20 | 240 |
| District Of Columbia Income Tax Secured Rev Ser B 4.053% Due 12/01/2017 | 25,000 | 107.03 | 26,993.72 | 26,756.50 | (237.22) | 0.71 | 3.79 | 1,013 |
| Federal Home Loan Bank 5.00% Due 11/17/2017 | 15,000 | 111.15 | 16,501.74 | 16,672.34 | 170.60 | 0.44 | 4.50 | 750 |
| Fedex Corp 5.10% Due 01/15/2044 | 15,000 | 115.47 | 16,775.13 | 17,319.99 | 544.86 | 0.46 | 4.42 | 765 |
| FHLB Corp 0.75% Due 12/30/2016 Call @ 100 09/30/14 | 25,000 | 99.75 | 25,000.00 | 24,937.93 | (62.07) | 0.66 | 0.75 | 188 |
| Fifth Third Bank FITB 3.625% Due 01/25/2016 | 19,000 | 102.47 | 19,564.23 | 19,468.50 | (95.73) | 0.51 | 3.54 | 689 |
| GE Capital Bank 1.35% Due 06/22/2016 | 13,000 | 100.67 | 13,066.22 | 13,086.80 | 20.58 | 0.35 | 1.34 | 176 |
| General Electric Capital Corp 6.875% Due 01/10/2039 | 14,000 | 141.45 | 19,207.18 | 19,803.10 | 595.92 | 0.52 | 4.86 | 963 |
| Goldman Sachs Group Inc 5.95% Due 01/18/2018 | 18,000 | 111.10 | 20,120.95 | 19,997.42 | (123.53) | 0.53 | 5.36 | 1,071 |
| JP Morgan Chase & Co 6.00% Due 10/01/2017 | 19,000 | 110.99 | 20,685.22 | 21,087.80 | 402.58 | 0.56 | 5.41 | 1,140 |
| Keycorp 5.1% Due 3/24/2021 | 17,000 | 112.86 | 18,604.07 | 19,186.17 | 582.10 | 0.51 | 4.52 | 867 |
| Morgan Stanley 6.375% Due 07/24/2042 | 15,000 | 132.80 | 19,556.17 | 19,920.51 | 364.34 | 0.53 | 4.80 | 956 |
| PA ST Build America Bonds-Taxable Third Ser B-Issuer Subsidy Direct Pay 4.75% Due 07/15/2022 | 25,000 | 111.84 | 25,974.84 | 27,960.75 | 1,985.91 | 0.74 | 4.25 | 1,188 |
| Thermo Fisher Scientific 2.25% Due 08/15/2016 | 19,000 | 101.56 | 19,388.38 | 19,296.23 | (92.15) | 0.51 | 2.22 | 428 |
| Triborough New York Bridge & Tunnel Auth Txbi Ref D-1 1.25% Due 11/15/2017 | 30,000 | 99.29 | 29,915.48 | 29,786.70 | (128.78) | 0.79 | 1.26 | 375 |
| U.S. Treasury Bond 5.375% Due 02/15/31 | 24,000 | 139.38 | 31,074.60 | 33,451.87 | 2,377.27 | 0.88 | 3.86 | 1,290 |
| US Treasury N/B 0.875% Due 04/30/2017 | 47,000 | 100.12 | 47,028.06 | 47,055.08 | 27.02 | 1.24 | 0.87 | 411 |
| US Treasury N/B 3.125% Due 08/15/44 | 13,000 | 107.66 | 13,120.77 | 13,995.31 | 874.54 | 0.37 | 2.90 | 406 |
| US Treasury N/B, 0.875% Due 05/15/2017 | 59,000 | 100.05 | 58,965.92 | 59,032.27 | 66.35 | 1.56 | 0.87 | 516 |
| Utah St Build America Bonds - Ser D 4.154% Due 07/01/2019 Direct Pay | 25,000 | 110.15 | 25,798.55 | 27,537.75 | 1,739.20 | 0.73 | 3.77 | 1,039 |

* - Settled cash is invested in JPM US Gov Inst MM, yield is estimated 150120 1 3510-R13



ROCKEFELLER & CO.

The Harlan E. Anderson Foundation - Total Relationship (R9194)

Period Ending December 31, 2014

Detailed Statement of Assets

| Security Name | Shares | Price (US) | Cost (US) | Market Value | Unrealized Gain/Loss | % of Value | Current Yield | Est. Ann. Income |
|---|--------|------------|-------------------|-------------------|----------------------|--------------|---------------|------------------|
| Vanguard Mortgage Backed Securities ETF | 1,304 | 53 01 | 69,422.19 | 69,125.04 | (297.15) | 1.83 | 1.58 | 1,095 |
| Verizon Communications 6.55% Due 09/15/2043 | 11,000 | 128.11 | 13,961.36 | 14,092.64 | 131.28 | 0.37 | 5.11 | 721 |
| Wachovia Corp 5.75% Due 02/01/2018 | 17,000 | 111.98 | 19,005.59 | 19,036.26 | 30.67 | 0.50 | 5.13 | 978 |
| Yum! Brands Inc. 6.25% Due 3/15/2018 | 12,000 | 111.88 | 13,542.08 | 13,425.30 | (116.78) | 0.35 | 5.59 | 750 |
| Total North America | | | 665,878.48 | 674,434.52 | 8,556.04 | 17.81 | 3.05 | 20,569 |
| Equity | | | | | | | | |
| North America | | | | | | | | |
| Aflac, Inc | 603 | 61.09 | 24,862.54 | 36,837.27 | 11,974.73 | 0.97 | 2.55 | 941 |
| Alexion Pharmaceuticals, Inc | 134 | 185.03 | 3,011.79 | 24,794.02 | 21,782.23 | 0.65 | 0.00 | 0 |
| Anadarko Petroleum Corporation | 454 | 82.50 | 42,265.04 | 37,455.00 | (4,810.04) | 0.99 | 1.31 | 490 |
| Apache Corporation | 450 | 62.67 | 35,716.91 | 28,201.50 | (7,515.41) | 0.74 | 1.60 | 450 |
| Baker Hughes Incorporated | 302 | 56.07 | 14,793.46 | 16,933.14 | 2,139.68 | 0.45 | 1.21 | 205 |
| Cabot Oil & Gas Corporation - CL A | 1,425 | 29.61 | 47,572.28 | 42,194.25 | (5,378.03) | 1.11 | 0.27 | 114 |
| Capital One Financial Corp | 891 | 82.55 | 62,850.04 | 73,552.05 | 10,702.01 | 1.94 | 1.45 | 1,069 |
| Chevron Corporation | 580 | 112.18 | 67,251.00 | 65,064.40 | (2,186.60) | 1.72 | 3.82 | 2,482 |
| Comcast Corporation - CL A | 950 | 58.01 | 30,751.11 | 55,109.50 | 24,358.39 | 1.46 | 1.55 | 855 |
| Darling Ingredients Inc | 1,529 | 18.16 | 29,126.01 | 27,766.64 | (1,359.37) | 0.73 | 0.00 | 0 |
| Delphi Automotive PLC | 770 | 72.72 | 25,028.56 | 55,994.40 | 30,965.84 | 1.48 | 1.38 | 770 |
| eBay Inc | 903 | 56.12 | 45,312.98 | 50,676.36 | 5,363.38 | 1.34 | 0.00 | 0 |
| Express Scripts Holding, Inc | 724 | 84.67 | 50,231.64 | 61,301.08 | 11,069.44 | 1.62 | 0.00 | 0 |
| Google Inc - Class C | 88 | 526.40 | 24,686.65 | 46,323.20 | 21,636.55 | 1.22 | 0.00 | 0 |
| Google Inc - Class A | 88 | 530.66 | 24,622.18 | 46,698.08 | 22,075.90 | 1.23 | 0.00 | 0 |
| Honeywell Inc | 650 | 99.92 | 24,711.43 | €4,948.00 | 40,236.57 | 1.72 | 2.07 | 1,346 |
| Incycle Corporation | 400 | 73.11 | 16,194.44 | 29,244.00 | 13,049.56 | 0.77 | 0.00 | 0 |
| J.P. Morgan Chase & Co | 1,430 | 62.58 | 54,318.35 | €9,489.40 | 35,171.05 | 2.36 | 2.56 | 2,288 |
| Marvell Technology Group Ltd | 1,597 | 14.50 | 21,975.55 | €3,156.50 | 14,215.91 | 1.32 | 3.17 | 1,584 |
| Merck & Co Inc | 880 | 56.79 | 35,759.29 | 49,975.20 | 14,215.91 | 0.87 | 0.00 | 0 |
| MGM Resorts International | 1,546 | 21.38 | 38,936.70 | €3,053.48 | (5,883.22) | 0.87 | 0.00 | 0 |
| Microsoft Corp | 1,692 | 46.45 | 43,417.17 | 78,593.40 | 35,176.23 | 2.08 | 2.67 | 2,098 |
| Oracle Corporation | 1,314 | 44.97 | 43,202.41 | 59,090.58 | 15,888.17 | 1.56 | 1.07 | 631 |
| Pentair, PLC | 721 | 66.42 | 45,766.55 | €7,888.82 | 2,122.27 | 1.26 | 1.93 | 923 |

The Harlan E. Anderson Foundation - Total Relationship (R9194)

Period Ending December 31, 2014

Detailed Statement of Assets

| Security Name | Shares | Price (US) | Cost (US) | Market Value | Unrealized Gain/Loss | % of Value | Current Yield | Est. Ann. Income |
|---------------------------------------|--------|------------|---------------------|---------------------|----------------------|--------------|---------------|------------------|
| Qualcomm Inc | 535 | 74.33 | 20,190.28 | 39,766.55 | 19,576.27 | 1.05 | 2.26 | 899 |
| Regeneron Pharmaceuticals | 56 | 410.25 | 1,659.70 | 22,974.00 | 21,314.30 | 0.61 | 0.00 | 0 |
| Reinsurance Group of America, Inc | 540 | 87.62 | 34,381.65 | 47,314.80 | 12,933.15 | 1.25 | 1.51 | 713 |
| Royal Caribbean Cruises Ltd | 1,067 | 82.43 | 31,824.51 | 87,952.81 | 56,128.30 | 2.32 | 1.46 | 1,280 |
| St. Jude Medical | 560 | 65.03 | 31,346.64 | 36,416.80 | 5,070.16 | 0.96 | 1.66 | 605 |
| Toronto-Dominion Bank | 1,470 | 47.78 | 59,677.38 | 70,236.60 | 10,559.22 | 1.85 | 3.45 | 2,426 |
| United Continental Holdings Inc | 1,213 | 66.89 | 45,588.80 | 81,137.57 | 35,548.77 | 2.14 | 0.00 | 0 |
| Visa Inc - Class A Shares | 296 | 262.20 | 63,494.57 | 77,611.20 | 14,116.63 | 2.05 | 0.73 | 568 |
| Wal-Mart Stores, Inc | 941 | 85.88 | 56,405.38 | 80,813.08 | 24,407.70 | 2.13 | 2.24 | 1,807 |
| Wells Fargo Company | 1,507 | 54.82 | 38,636.82 | 82,613.74 | 43,976.92 | 2.18 | 2.55 | 2,110 |
| Yum! Brands, Inc | 514 | 72.85 | 23,331.69 | 37,444.90 | 14,113.21 | 0.99 | 2.25 | 843 |
| Total North America | | | 1,258,901.50 | 1,808,622.32 | 549,720.82 | 47.77 | 1.54 | 27,880 |
| United Kingdom | | | | | | | | |
| Johnson Matthey PLC | 524 | 52.96 | 14,805.91 | 27,752.23 | 12,946.32 | 0.73 | 1.88 | 523 |
| Leju Holdings Ltd-ADR | 99 | 10.76 | 1,141.38 | 1,061.47 | (79.91) | 0.03 | 0.00 | 0 |
| Lloyds TSB Group PLC | 49,471 | 1.18 | 61,191.14 | 58,479.75 | (2,711.39) | 1.54 | 0.00 | 0 |
| Prudential plc | 1,690 | 23.26 | 17,004.17 | 39,312.13 | 22,307.96 | 1.04 | 0.00 | 0 |
| Royal Dutch Shell PLC-ADR A | 542 | 66.95 | 29,606.24 | 36,286.90 | 6,680.66 | 0.96 | 4.76 | 1,729 |
| Total United Kingdom | | | 123,748.84 | 162,892.48 | 39,143.64 | 4.30 | 1.38 | 2,252 |
| Europe ex United Kingdom | | | | | | | | |
| Boskalis Westminster - CVA | 474 | 55.00 | 14,872.37 | 26,068.85 | 11,196.48 | 0.69 | 2.73 | 711 |
| ING Groep NV | 4,150 | 13.11 | 40,255.78 | 54,385.89 | 14,130.11 | 1.44 | 0.00 | 0 |
| InterXion Holding NV | 449 | 27.34 | 11,346.43 | 12,275.66 | 929.23 | 0.32 | 0.00 | 0 |
| Mallinckrodt PLC | 456 | 99.03 | 18,726.89 | 45,157.68 | 26,430.79 | 1.19 | 0.00 | 0 |
| Novartis AG - ADR | 820 | 92.66 | 45,242.44 | 75,981.20 | 30,738.76 | 2.01 | 2.51 | 1,911 |
| Roche Holdings AG | 162 | 271.66 | 27,798.03 | 44,008.54 | 16,210.51 | 1.16 | 2.89 | 1,272 |
| Safran SA | 830 | 62.02 | 23,683.96 | 51,473.26 | 27,789.30 | 1.36 | 2.34 | 1,205 |
| SwedBank AB | 1,260 | 24.98 | 13,145.43 | 31,479.07 | 18,333.64 | 0.83 | 5.17 | 1,626 |
| Valeo SA | 228 | 125.36 | 24,922.00 | 28,582.77 | 3,660.77 | 0.75 | 1.64 | 469 |
| Total Europe ex United Kingdom | | | 219,993.33 | 369,412.92 | 149,419.59 | 9.76 | 1.95 | 7,194 |
| Japan | | | | | | | | |
| Amada Co Ltd. | 5,700 | 8.65 | 43,489.60 | 49,300.64 | 5,811.04 | 1.30 | 2.51 | 1,236 |

The Harlan E. Anderson Foundation - Total Relationship (R9194)

Period Ending December 31, 2014

Detailed Statement of Assets

| Security Name | Shares | Price (US) | Cost (US) | Market Value | Unrealized Gain/Loss | % of Value | Current Yield | Est. Ann. Income |
|--|---------|------------|--------------|--------------|----------------------|------------|---------------|------------------|
| Kansai Electric Power Company | 1,600 | 9 58 | 15,752 52 | 15,320 07 | (432 45) | 0 40 | 0 00 | 0 |
| Nabtesco Corp | 1,500 | 24 51 | 37,159 15 | 36,769 67 | (389 48) | 0 97 | 1 36 | 500 |
| NGK Spark Plug Co., Ltd | 1,000 | 30 65 | 30,651 82 | 30,651 82 | 17,369 00 | 0 81 | 0 98 | 300 |
| SMC Corporation | 100 | 266 65 | 18,379 18 | 26,665 00 | 8,285 82 | 0 70 | 0 56 | 150 |
| Softbank | 600 | 60 14 | 41,900 33 | 36,081 57 | (5,818 76) | 0 95 | 0 55 | 200 |
| Total Japan | | | 169,963 60 | 194,788 77 | 24,825 17 | 5 14 | 1 23 | 2,387 |
| Asia ex Japan | | | 34,853 59 | 47,820 66 | 12,967 07 | 1 26 | 3 09 | 1,480 |
| China Mobile (Hong Kong) Limited Sp ADR | 813 | 58 82 | 47,820 66 | | | | | |
| Emerging Markets Asia | | | 24,146 39 | 23,660 00 | (486 39) | 0 62 | 0 00 | 0 |
| Ctrip com International - ADR | 520 | 45 50 | 24,146 39 | | | | | |
| E-House China Holdings Ltd - ADR | 1,973 | 7 24 | 22,125 70 | 14,284 52 | (7,841 18) | 0 38 | 5 11 | 730 |
| Hyundai Motor Co., Ltd - 2nd Preferred | 382 | 122 74 | 26,079 31 | 46,886 19 | 20,806 88 | 1 24 | 1 53 | 717 |
| Hyundai Motor Company Ltd - PFD | 117 | 115 87 | 8,729 68 | 13,556 68 | 4,827 00 | 0 36 | 1 58 | 214 |
| Kalbe Farma TBK PT | 107,000 | 0 15 | 15,491 23 | 15,784 76 | 293 53 | 0 42 | 0 93 | 147 |
| Korea Electric Power Corporation (KEPCO) | 2,015 | 39 11 | 55,000 10 | 78,809 71 | 23,809 61 | 2 08 | 0 21 | 166 |
| PICC Property and Casualty Company Ltd | 23,440 | 1 94 | 30,678 98 | 45,574 83 | 14,895 85 | 1 20 | 1 79 | 816 |
| Semen Gresik (Persero) Tbk | 15,000 | 1 31 | 17,704 24 | 19,588 88 | 1,884 64 | 0 52 | 2 51 | 493 |
| Total Emerging Markets Asia | | | 199,955 63 | 258,145 57 | 58,189 94 | 6 82 | 1 27 | 3,283 |
| Total Equity | | | 2,007,416 49 | 2,841,682 72 | 834,266 23 | 75 05 | 1 57 | 44,475 |
| Total Securities | | | 2,673,294 97 | 3,516,117 24 | 842,822 27 | 92 86 | 1 85 | 65,045 |
| Other Assets | | | 3,736 67 | 3,736 67 | 0 00 | 0 10 | | |
| Accrued Dividends Receivable | | | 3,736 67 | | 0 00 | 0 10 | | |
| Accrued Interest Receivable | | | 6,223 85 | 6,223 85 | 0 00 | 0 16 | | |
| Div Receivable - FIX Value Adjustment | | | 0 00 | 7 53 | 7 53 | 0 00 | | |
| Dividends Receivable - MM Sweeps | | | 4 19 | 4 19 | 0 00 | 0 00 | | |
| Total Other Assets | | | 9,964 71 | 9,972 24 | 7 53 | 0 26 | 0 00 | 0 |
| Total Account: | | | 2,943,537 77 | 3,776,367 57 | 842,829 80 | 100 00 | 1 72 | 65,045 |



ROCKEFELLER & CO.

The Harlan E. Anderson Foundation - Total Relationship (R9194)

Period from December 1, 2014 to December 31, 2014

Detailed Statement of Transactions

| Trade Date | Settle Date | Quantity | Price/Rate | Description | Amount (USD) |
|-------------------------------|-------------|----------|------------|-------------------------------|--------------|
| Beginning Cash Balance | | | | | |
| | | | | | 226,674.07 |
| Purchases | | | | | |
| 12/01/2014 | 01/15/2015 | 99 | 11.57 | Leju Holdings Ltd-ADR | (1,141.38) |
| 12/03/2014 | 12/08/2014 | 14,000 | 137.25 | GE 6 875% 01/10/39 | (19,215.00) |
| 12/03/2014 | 12/08/2014 | 18,000 | 112.02 | GS 5 95% 01/18/18 | (20,163.96) |
| 12/03/2014 | 12/08/2014 | 15,000 | 130.41 | MS 6.375% 07/24/42 | (19,561.50) |
| 12/03/2014 | 12/08/2014 | 11,000 | 126.95 | VZ 6 55% 09/15/43 | (13,964.39) |
| 12/04/2014 | 12/09/2014 | 15,000 | 111.85 | Fedex Corp 5 10% 01/15/44 | (16,776.90) |
| 12/10/2014 | 12/15/2014 | 81 | 14.86 | Marvell Technology Group Ltd | (1,206.92) |
| 12/10/2014 | 12/15/2014 | 45 | 53.24 | Vanguard MBS ETF | (2,397.54) |
| 12/11/2014 | 12/16/2014 | 447 | 14.54 | Marvell Technology Group Ltd | (6,517.80) |
| 12/11/2014 | 12/16/2014 | 146 | 61.79 | Pentair, PLC | (9,027.71) |
| 12/11/2014 | 12/16/2014 | 22 | 53.19 | Vanguard MBS ETF | (1,171.14) |
| 12/12/2014 | 12/17/2014 | 23 | 53.28 | Vanguard MBS ETF | (1,226.27) |
| 12/15/2014 | 12/18/2014 | 515 | 53.29 | Vanguard MBS ETF | (27,464.95) |
| 12/16/2014 | 12/19/2014 | 258 | 53.32 | Vanguard MBS ETF | (13,768.04) |
| 12/17/2014 | 12/22/2014 | 124 | 62.65 | Pentair, PLC | (7,773.45) |
| 12/17/2014 | 12/22/2014 | 97 | 53.23 | Vanguard MBS ETF | (5,167.12) |
| 12/18/2014 | 12/22/2014 | 2,200 | 1.18 | Lloyds TSB Group PLC | (2,618.02) |
| 12/18/2014 | 12/23/2014 | 23 | 64.01 | Pentair, PLC | (1,473.06) |
| 12/18/2014 | 12/23/2014 | 3 | 53.14 | Vanguard MBS ETF | (159.54) |
| 12/18/2014 | 12/23/2014 | 4 | 53.14 | Vanguard MBS ETF | (212.72) |
| 12/19/2014 | 12/23/2014 | 5,280 | 1.19 | Lloyds TSB Group PLC | (6,318.14) |
| 12/19/2014 | 12/24/2014 | 3 | 53.20 | Vanguard MBS ETF | (159.72) |
| 12/22/2014 | 12/26/2014 | 300 | 9.99 | Kansai Electric Power Company | (3,004.19) |
| 12/22/2014 | 12/24/2014 | 4,831 | 1.20 | Lloyds TSB Group PLC | (5,824.17) |
| 12/23/2014 | 12/29/2014 | 1,350 | 1.19 | Lloyds TSB Group PLC | (1,618.68) |
| 12/23/2014 | 12/29/2014 | 334 | 52.94 | Vanguard MBS ETF | (17,695.15) |
| 12/24/2014 | 12/30/2014 | 43 | 83.33 | Capital One Financial Corp | (3,584.70) |
| 12/24/2014 | 12/29/2014 | 300 | 9.99 | Kansai Electric Power Company | (3,003.07) |
| 12/24/2014 | 12/30/2014 | 103 | 86.92 | Wal-Mart Stores, Inc | (8,957.27) |
| 12/26/2014 | 01/05/2015 | 200 | 9.72 | Kansai Electric Power Company | (1,947.98) |
| 12/26/2014 | 12/31/2014 | 102 | 86.88 | Wal-Mart Stores, Inc | (8,865.40) |

The Harlan E. Anderson Foundation - Total Relationship (R9194)

Period from December 1, 2014 to December 31, 2014

Detailed Statement of Transactions

| Trade Date | Settle Date | Quantity | Price/Rate | Description | Amount (USD) |
|---------------------------|-------------|----------|------------|--------------------------------|---------------------|
| Purchases (cont'd) | | | | | |
| 12/29/2014 | 01/02/2015 | 120 | 83.62 | Capital One Financial Corp | (10,039.38) |
| 12/29/2014 | 01/06/2015 | 400 | 9.71 | Kansai Electric Power Company | (3,891.19) |
| 12/30/2014 | 01/07/2015 | 400 | 9.75 | Kansai Electric Power Company | (3,906.09) |
| | | | | Total Purchases | (249,822.54) |
| Sales | | | | | |
| 12/01/2014 | 12/04/2014 | 356 | 59.20 | CareFusion Corporation | 21,060.31 |
| 12/02/2014 | 12/05/2014 | 273 | 59.19 | CareFusion Corporation | 16,148.35 |
| 12/03/2014 | 12/08/2014 | 220 | 59.15 | CareFusion Corporation | 13,004.06 |
| 12/03/2014 | 12/08/2014 | 15,000 | 133.15 | General Electric 6 75% 3/15/32 | 19,972.80 |
| 12/03/2014 | 12/08/2014 | 17,000 | 120.43 | Goldman Sachs 6 125% 02/15/33 | 20,473.44 |
| 12/03/2014 | 12/08/2014 | 15,000 | 135.44 | MS 7 25% 04/01/32 | 20,316.00 |
| 12/03/2014 | 12/08/2014 | 12,000 | 121.26 | Verizon 6 40% 09/15/33 | 14,551.56 |
| 12/04/2014 | 12/09/2014 | 65 | 59.21 | CareFusion Corporation | 3,846.23 |
| 12/04/2014 | 12/09/2014 | 16,000 | 108.66 | Fedex Corp 4 9% 01/15/34 | 17,385.60 |
| 12/10/2014 | 12/11/2014 | 6,406 | 10.83 | Vanguard GNMMA Fund-ADM | 69,379.70 |
| 12/11/2014 | 12/15/2014 | 1,331 | 4.34 | Centrica plc | 5,757.74 |
| 12/12/2014 | 12/16/2014 | 1,357 | 4.21 | Centrica plc | 5,696.31 |
| 12/15/2014 | 12/17/2014 | 740 | 4.15 | Centrica plc | 3,065.12 |
| 12/16/2014 | 12/18/2014 | 2,219 | 4.17 | Centrica plc | 9,235.54 |
| 12/16/2014 | 12/18/2014 | 248 | 14.06 | DnB Holding ASA | 3,478.81 |
| 12/17/2014 | 12/19/2014 | 1,848 | 4.15 | Centrica plc | 7,654.97 |
| 12/17/2014 | 12/19/2014 | 297 | 14.14 | DnB Holding ASA | 4,190.46 |
| 12/18/2014 | 12/22/2014 | 1,105 | 4.18 | Centrica plc | 4,604.51 |
| 12/18/2014 | 12/22/2014 | 330 | 14.89 | DnB Holding ASA | 4,904.26 |
| 12/19/2014 | 12/23/2014 | 396 | 15.07 | DnB Holding ASA | 5,956.46 |
| 12/22/2014 | 12/29/2014 | 297 | 14.98 | DnB Holding ASA | 4,439.08 |
| 12/23/2014 | 12/30/2014 | 217 | 14.94 | DnB Holding ASA | 3,234.58 |
| | | | | Total Sales | 278,355.89 |
| Dividends Received | | | | | |
| *09/26/2014 | 12/08/2014 | | | Amada Co Ltd. | 537.70 |
| *09/26/2014 | 12/04/2014 | | | Nabtesco Corp | 250.13 |
| *09/26/2014 | 12/01/2014 | | | SMC Corporation | 75.38 |
| *11/05/2014 | 12/01/2014 | | 0.35 | Wells Fargo Company | 395.50 |

* - Prior period activity recorded in the current period



ROCKEFELLER & CO.

The Harlan E. Anderson Foundation - Total Relationship (R9194)

Period from December 1, 2014 to December 31, 2014

Detailed Statement of Transactions

| Trade Date | Settle Date | Quantity | Price/Rate | Description | Amount (USD) |
|------------------------------------|-------------|----------|------------|--|-----------------|
| Dividends Received (cont'd) | | | | | |
| * 11/12/2014 | 12/22/2014 | 0 80 | 0 80 | Royal Dutch Shell PLC-ADR A | 433 06 |
| * 11/12/2014 | 12/02/2014 | 0 48 | 0 48 | Visa Inc - Class A Shares | 142 08 |
| * 11/14/2014 | 12/10/2014 | 1 07 | 1 07 | Chevron Corporation | 620 60 |
| * 11/17/2014 | 12/01/2014 | 0 39 | 0 39 | Alliac, Inc | 235 17 |
| * 11/18/2014 | 12/10/2014 | 0 52 | 0 52 | Honeywell Inc | 336 38 |
| * 11/18/2014 | 12/11/2014 | 0 31 | 0 31 | Microsoft Corp. | 524 52 |
| * 11/26/2014 | 12/18/2014 | 0 42 | 0 42 | Qualcomm Inc. | 224 70 |
| * 11/28/2014 | 12/01/2014 | 0 02 | 0 02 | Vanguard GNMA Fund-ADM | 144 19 |
| 12/01/2014 | 12/01/2014 | | | Income received on Cash equivalents | 3 02 |
| 12/08/2014 | 12/24/2014 | 0 27 | 0 27 | Anadarko Petroleum Corporation | 122 58 |
| 12/09/2014 | 12/29/2014 | 0 06 | 0 06 | Marvell Technology Group Ltd. | 64 14 |
| 12/10/2014 | 12/11/2014 | | | Vanguard GNMA Fund-ADM | 40 89 |
| 12/19/2014 | 12/23/2014 | | | Safran SA | 565 24 |
| 12/23/2014 | 12/30/2014 | | | Vanguard MBS ETF | 154 23 |
| 12/23/2014 | 12/30/2014 | | | Vanguard MBS ETF | 1 94 |
| 12/23/2014 | 12/30/2014 | 0 07 | 0 07 | Vanguard MBS ETF | 63 05 |
| | | | | Total Dividends Received | 4,934.50 |
| Interest Received | | | | | |
| 12/01/2014 | 12/01/2014 | | | DC Inc Tax Rev 4 053% 12/01/17 | 506 63 |
| 12/03/2014 | 12/08/2014 | | | General Electric 6.75% 3/15/32 (Sold interest) | 233 44 |
| 12/03/2014 | 12/08/2014 | | | Goldman Sachs 6 125% 02/15/33 (Sold interest) | 326 84 |
| 12/03/2014 | 12/08/2014 | | | MS 7 25% 04/01/32 (Sold interest) | 202 40 |
| 12/03/2014 | 12/08/2014 | | | Verizon 6 40% 09/15/33 (Sold interest) | 177 07 |
| 12/04/2014 | 12/09/2014 | | | Fedex Corp 4 9% 01/15/34 (Sold interest) | 313 60 |
| 12/05/2014 | 12/05/2014 | | | CVS Caremark1 20% 12/05/16 | 120 00 |
| 12/09/2014 | 12/09/2014 | | | U S Treasury 5 375% 02/15/31 | 26 87 |
| 12/22/2014 | 12/22/2014 | | | GECAPF 1 35% 06/22/16 | 87 99 |
| 12/30/2014 | 12/30/2014 | | | FHLB Corp 0 75% 12/30/16 | 93 75 |
| | | | | Total Interest Received | 2,088.59 |
| Interest Paid | | | | | |
| 12/03/2014 | 12/08/2014 | | | GE 6 875% 01/10/39 (Purchased interest) | (395 69) |
| 12/03/2014 | 12/08/2014 | | | GS 5 95% 01/18/18 (Purchased interest) | (416 50) |
| 12/03/2014 | 12/08/2014 | | | MS 6 375% 07/24/42 (Purchased interest) | (355 94) |

* - Prior period activity recorded in the current period

The Harlan E. Anderson Foundation - Total Relationship (R9194)

Period from December 1, 2014 to December 31, 2014

Detailed Statement of Transactions

| Trade Date | Settle Date | Quantity | Price/Rate | Description | Amount (USD) |
|--|-------------|----------|------------|--|-------------------|
| Interest Paid (cont'd) | | | | | |
| 12/03/2014 | 12/08/2014 | | | VZ 6 55% 09/15/43 (Purchased interest) | (166.12) |
| 12/04/2014 | 12/09/2014 | | | Fedex Corp 5 10% 01/15/44 (Purchased interest) | (306.00) |
| | | | | Total Interest Paid | (1,640.25) |
| Foreign Taxes Withheld and Reclaims | | | | | |
| * 09/26/2014 | 12/08/2014 | | | Amada Co Ltd NRA Expense | (82.35) |
| * 09/26/2014 | 12/04/2014 | | | Nabtesco Corp NRA Expense | (38.31) |
| * 09/26/2014 | 12/01/2014 | | | SMC Corporation NRA Expense | (11.54) |
| 12/19/2014 | 12/23/2014 | | | Safran SA NRA Expense | (169.57) |
| | | | | Total Foreign Taxes Withheld and Reclaims | (301.77) |
| Cash Withdrawals and Payments | | | | | |
| 12/22/2014 | 12/22/2014 | | | ADR FEE | (10.40) |
| | | | | Total Cash Withdrawals and Payments | (10.40) |
| | | | | Ending Cash Balance | 260,278.09 |

* - Prior period activity recorded in the current period



ROCKEFELLER & CO.

The Harlan E. Anderson Foundation - Total Relationship (R9194)

Period Ending December 31, 2014

Legal Notice

Please review your statement in a timely manner and report any discrepancies or questions to your Rockefeller & Co., Inc. Client Advisor

These statements are provided to you for informational purposes only and they are not intended, and should not be construed, as investment, tax, legal, or other professional advice. You should not rely upon nor use any tax-related information contained in these statements for tax reporting, filing or payment purposes. This includes information, without limitation, relating to tax cost, tax lot number, gross proceeds, unrealized gain/loss, realized gain/loss, income from dividends and interest, and any other sources of miscellaneous income. Please consult with your professional tax and/or legal advisor with respect to any tax-related information in these statements.

In accordance with our regulatory obligations under the Investment Advisers Act of 1940, as amended, we are required to ask that you please compare the information in this statement with the statement(s) that you receive directly from your custodian to ensure that all account transactions are accurate. Please note that most custodians provide information on a settlement date basis while Rockefeller & Co., Inc. account statements reflect data on a trade date basis. In addition, money market balances held at the custodian are reflected as part of your cash balances on the Rockefeller & Co., Inc. account statements

Security prices contained in this statement are unaudited and reflect the most current data available from various sources. Rockefeller & Co., Inc. guarantees neither the accuracy of the data provided nor the ability to buy or sell assets at the reported market values, especially in the case of private, illiquid or unquoted securities and other assets for which there is no readily available public market

Valuations reported for investments in private equity funds, venture capital funds, hedge funds and real estate funds are based upon the most recent information provided to us by the third party managers, which in many cases is as of a prior date. The final valuations for the current reporting period may differ materially from those included in this report.

Estimated annual income is calculated based on the dividend or income expected to be received annually. Since interest and dividend rates may change at any time, it should not be relied upon for making investment decisions. In the case of private investment vehicles and other illiquid securities, it reflects the estimate of your share of the taxable income generated by the vehicle, not necessarily the amount of cash that you will receive annually.

Past performance is no guarantee of future results. No investment strategy can guarantee profit or protection from losses. Investment products are not FDIC insured and are not bank guaranteed.

Internal Revenue Service Circular 230 Disclosure:

To ensure compliance with requirements imposed by the Internal Revenue Service, we inform you that any U.S. federal tax advice contained in this communication (including any attachments) is not intended or written to be used, and cannot be used, for the purpose of (i) avoiding penalties under the Internal Revenue Code or (ii) promoting, marketing or recommending to another party any transaction or matter addressed herein.

Part XV Supplementary Information**3 Grants and Contributions Paid During the Year (Continuation)**

| Recipient Name and address (home or business) | If recipient is an individual, show any relationship to any foundation manager or substantial contributor | Foundation status of recipient | Purpose of grant or contribution | Amount |
|--|--|--------------------------------------|-------------------------------------|----------------|
| DOCTORS WITHOUT BORDERS 333 7TH AVE NEW YORK, NY 10001 | NONE | PC | FOR CURRENT YEAR PROGRAMS | 15000. |
| GONZAGA UNIVERSITY 502 E BOONE AVE SPOKANE, WA 99202 | NONE | PC | FOR CURRENT YEAR PROGRAMS | 2500. |
| GREENWOOD WILDLIFE REHABILITATION P.O. BOX 18987 BOULDER, CO 80308 | NONE | PC | FOR CURRENT YEAR PROGRAMS | 2500. |
| HABITAT FOR HUMANITY ST. VRAIN 242 PRATT STREET LONGMONT, CO 80502 | NONE | PC | FOR CURRENT YEAR PROGRAMS | 15000. |
| HABITAT FOR HUMANITY 121 HABITAT STREET AMERICUS, GA 31709 | NONE | PC | FOR CURRENT YEAR PROGRAMS | 15000. |
| MACULA FOUNDATION 210 EAST 64TH ST NEW YORK, NY 10065 | NONE | PC | CURRENT YEAR PROGRAMS | 5000. |
| MEMORIAL SLOAN KETTERING 1275 YORK AVE NEW YORK, NY 10065 | NONE | PC | FOR CURRENT YEAR PROGRAMS | 5000. |
| NEW CANAAN COMMUNITY FOUNDATION P.O. BOX 1285 NEW CANAAN, CT 06840 | NONE | PC | FOR CURRENT YEAR PROGRAMS | 4000. |
| NEW CANAAN LAND TRUST | NONE | PC | FOR CURRENT YEAR PROGRAMS | 12500. |
| NEW CANAAN LIBRARY 151 MAIN STREET NEW CANAAN, CT 06840 | NONE | PC | FOR CURRENT YEAR PROGRAMS | 3000. |
| Total from continuation sheets | | | | 142500. |

Part XV Supplementary Information**3 Grants and Contributions Paid During the Year (Continuation)**

| Recipient Name and address (home or business) | If recipient is an individual, show any relationship to any foundation manager or substantial contributor | Foundation status of recipient | Purpose of grant or contribution | Amount |
|--|--|--------------------------------------|-------------------------------------|--------|
| NORTHWESTERN UNIVERSITY 2020 RIDGE AVENUE EVANSTON, IL 60208-4305 | NONE | PC | FOR CURRENT YEAR PROGRAMS | 5000. |
| NORWALK COMMUNITY COLLEGE FOUNDATION 188 RICHARDS AVENUE NORWALK, CT 06854 | NONE | PC | FOR CURRENT YEAR PROGRAMS | 5000. |
| RENSSELAER POLYTECHNIC INSTITUTE 110 EIGHTH ST TROY, NY 12180-3590 | NONE | PC | FOR CURRENT YEAR PROGRAMS | 3000. |
| UNION OF CONCERNED SCIENTISTS 2 BRATTLE SQUARE CAMBRIDGE, MA 02138 | NONE | PC | FOR CURRENT YEAR PROGRAMS | 5000. |
| UNITED WAY - LONG TERM FLOOD RECOVERY GROUP FOOTHILLS 1285 CIMARRON DRIVE SUITE 101 LAFAYETTE, CO 80026 | NONE | PC | FOR CURRENT YEAR PROGRAMS | 20000. |
| UNIVERSITY OF ILLINOIS FOUNDATION 1305 WEST GREEN ST URBANA, IL 61801-2962 | NONE | PC | FOR CURRENT YEAR PROGRAMS | 5000. |
| VISITING NURSE & HOSPICES OF FAIRFIELD P.O. BOX 625 STAMFORD, CT 06950 | NONE | PC | FOR CURRENT YEAR PROGRAMS | 5000. |
| VOLUNTEERS FOR OUTDOOR COLORADO 600 S. MARION PARKWAY DENVER, CO 80209 | NONE | PC | FOR CURRENT YEAR PROGRAMS | 5000. |
| WAVENY LIFE CARE CENTER 3 FARM ROAD NEW CANAAN, CT 06840 | NONE | PC | FOR CURRENT YEAR PROGRAMS | 10000. |
| Total from continuation sheets | | | | |

Application for Extension of Time To File an Exempt Organization Return

Department of the Treasury
Internal Revenue Service

▶ **File a separate application for each return.**
▶ **Information about Form 8868 and its instructions is at www.irs.gov/form8868**

- If you are filing for an **Automatic 3-Month Extension**, complete only **Part I** and check this box
- If you are filing for an **Additional (Not Automatic) 3-Month Extension**, complete only **Part II** (on page 2 of this form).

Do not complete Part II unless you have already been granted an automatic 3-month extension on a previously filed Form 8868.

Electronic filing (e-file) You can electronically file Form 8868 if you need a 3-month automatic extension of time to file (6 months for a corporation required to file Form 990-T), or an additional (not automatic) 3-month extension of time. You can electronically file Form 8868 to request an extension of time to file any of the forms listed in Part I or Part II with the exception of Form 8870, Information Return for Transfers Associated With Certain Personal Benefit Contracts, which must be sent to the IRS in paper format (see instructions). For more details on the electronic filing of this form, visit www.irs.gov/efile and click on *e-file for Charities & Nonprofits*.

Part I Automatic 3-Month Extension of Time. Only submit original (no copies needed)

A corporation required to file Form 990-T and requesting an automatic 6-month extension - check this box and complete Part I only

All other corporations (including 1120-C filers), partnerships, REMICs, and trusts must use Form 7004 to request an extension of time to file income tax returns.

| | Enter filer's identifying number | |
|--|---|--|
| Type or print | Name of exempt organization or other filer, see instructions. HARLAN E. ANDERSON FOUNDATION | Employer identification number (EIN) or 23-7011480 |
| File by the due date for filing your return. See instructions. | Number, street, and room or suite no. If a P.O. box, see instructions. THE MAPLES PH, 179 OENOKE RIDGE RD | Social security number (SSN) |
| | City, town or post office, state, and ZIP code. For a foreign address, see instructions. NEW CANAAN, CT 06840 | |

Enter the Return code for the return that this application is for (file a separate application for each return) 0 | 4

| Application Is For | Return Code | Application Is For | Return Code |
|--|-------------|-----------------------------------|-------------|
| Form 990 or Form 990-EZ | 01 | Form 990-T (corporation) | 07 |
| Form 990-BL | 02 | Form 1041-A | 08 |
| Form 4720 (individual) | 03 | Form 4720 (other than individual) | 09 |
| Form 990-PF | 04 | Form 5227 | 10 |
| Form 990-T (sec. 401(a) or 408(a) trust) | 05 | Form 6069 | 11 |
| Form 990-T (trust other than above) | 06 | Form 8870 | 12 |

HARLAN E. ANDERSON - THE MAPLES PH, 179 OENOKE RIDGE RD

- The books are in the care of ▶ **- NEW CANAAN, CT 06840**
Telephone No. ▶ **(203) 966-5932** Fax No. ▶ _____
- If the organization does not have an office or place of business in the United States, check this box
- If this is for a Group Return, enter the organization's four digit Group Exemption Number (GEN) _____. If this is for the whole group, check this box . If it is for part of the group, check this box and attach a list with the names and EINs of all members the extension is for.

1 I request an automatic 3-month (6 months for a corporation required to file Form 990-T) extension of time until **AUGUST 15, 2015**, to file the exempt organization return for the organization named above. The extension is for the organization's return for:
▶ calendar year **2014** or
▶ tax year beginning _____, and ending _____.

2 If the tax year entered in line 1 is for less than 12 months, check reason: Initial return Final return Change in accounting period

| | | | |
|---|-----------|----|---------------|
| 3a If this application is for Forms 990-BL, 990-PF, 990-T, 4720, or 6069, enter the tentative tax, less any nonrefundable credits. See instructions. | 3a | \$ | 19502. |
| b If this application is for Forms 990-PF, 990-T, 4720, or 6069, enter any refundable credits and estimated tax payments made. Include any prior year overpayment allowed as a credit. | 3b | \$ | 2840. |
| c Balance due. Subtract line 3b from line 3a. Include your payment with this form, if required, by using EFTPS (Electronic Federal Tax Payment System). See instructions. | 3c | \$ | 16662. |

Caution. If you are going to make an electronic funds withdrawal (direct debit) with this Form 8868, see Form 8453-EO and Form 8879-EO for payment instructions.

Application for Extension of Time To File an Exempt Organization Return

Department of the Treasury
Internal Revenue Service

▶ **File a separate application for each return.**
▶ **Information about Form 8868 and its instructions is at www.irs.gov/form8868**

- If you are filing for an **Automatic 3-Month Extension**, complete only **Part I** and check this box
- If you are filing for an **Additional (Not Automatic) 3-Month Extension**, complete only **Part II** (on page 2 of this form).

Do not complete Part II unless you have already been granted an automatic 3-month extension on a previously filed Form 8868.

Electronic filing (e-file) You can electronically file Form 8868 if you need a 3-month automatic extension of time to file (6 months for a corporation required to file Form 990-T), or an additional (not automatic) 3-month extension of time. You can electronically file Form 8868 to request an extension of time to file any of the forms listed in Part I or Part II with the exception of Form 8870, Information Return for Transfers Associated With Certain Personal Benefit Contracts, which must be sent to the IRS in paper format (see instructions). For more details on the electronic filing of this form, visit www.irs.gov/efile and click on *e-file for Charities & Nonprofits*.

Part I Automatic 3-Month Extension of Time. Only submit original (no copies needed).

A corporation required to file Form 990-T and requesting an automatic 6-month extension - check this box and complete Part I only

All other corporations (including 1120-C filers), partnerships, REMICs, and trusts must use Form 7004 to request an extension of time to file income tax returns

| | Enter filer's identifying number | |
|---|--|---|
| Type or print | Name of exempt organization or other filer, see instructions. | Employer identification number (EIN) or |
| | HARLAN E. ANDERSON FOUNDATION | 23-7011480 |
| File by the due date for filing your return. See instructions | Number, street, and room or suite no. If a P.O. box, see instructions. | Social security number (SSN) |
| | THE MAPLES PH, 179 OENOKE RIDGE RD | |
| | City, town or post office, state, and ZIP code. For a foreign address, see instructions. | |
| | NEW CANAAN, CT 06840 | |

Enter the Return code for the return that this application is for (file a separate application for each return) 0 4

| Application Is For | Return Code | Application Is For | Return Code |
|---|-------------|-----------------------------------|-------------|
| Form 990 or Form 990-EZ | 01 | Form 990-T (corporation) | 07 |
| Form 990-BL | 02 | Form 1041-A | 08 |
| Form 4720 (individual) | 03 | Form 4720 (other than individual) | 09 |
| Form 990-PF | 04 | Form 5227 | 10 |
| Form 990-T (sec 401(a) or 408(a) trust) | 05 | Form 6069 | 11 |
| Form 990-T (trust other than above) | 06 | Form 8870 | 12 |

HARLAN E. ANDERSON - THE MAPLES PH, 179 OENOKE RIDGE RD

• The books are in the care of ▶ NEW CANAAN, CT 06840
Telephone No. ▶ (203) 966-5932 Fax No. ▶ _____

- If the organization does not have an office or place of business in the United States, check this box
- If this is for a Group Return, enter the organization's four digit Group Exemption Number (GEN) _____. If this is for the whole group, check this box . If it is for part of the group, check this box and attach a list with the names and EINs of all members the extension is for.

1 I request an automatic 3-month (6 months for a corporation required to file Form 990-T) extension of time until AUGUST 15, 2015, to file the exempt organization return for the organization named above. The extension is for the organization's return for:
▶ calendar year 2014 or
▶ tax year beginning _____, and ending _____.

2 If the tax year entered in line 1 is for less than 12 months, check reason: Initial return Final return
 Change in accounting period

| | | | |
|---|-----------|----|--------|
| 3a If this application is for Forms 990-BL, 990-PF, 990-T, 4720, or 6069, enter the tentative tax, less any nonrefundable credits. See instructions. | 3a | \$ | 19502. |
| b If this application is for Forms 990-PF, 990-T, 4720, or 6069, enter any refundable credits and estimated tax payments made. Include any prior year overpayment allowed as a credit. | 3b | \$ | 2840. |
| c Balance due. Subtract line 3b from line 3a. Include your payment with this form, if required, by using EFTPS (Electronic Federal Tax Payment System). See instructions. | 3c | \$ | 16662. |

Caution. If you are going to make an electronic funds withdrawal (direct debit) with this Form 8868, see Form 8453-EO and Form 8879-EO for payment instructions.