



See a Social Security Number? Say Something!
Report Privacy Problems to <https://public.resource.org/privacy>
Or call the IRS Identity Theft Hotline at 1-800-908-4490



Form 990-PF

Department of the Treasury
Internal Revenue Service

Return of Private Foundation

or Section 4947(a)(1) Trust Treated as Private Foundation

Do not enter social security numbers on this form as it may be made public.

Information about Form 990-PF and its instructions is at www.irs.gov/form990pf.

OMB No 1545-0052







2014

Open to Public Inspection

For calendar year 2014, or tax year beginning 01-01-2014 , and ending 12-31-2014

| | | | |
|---|--|--|--|
| Name of foundation The Brunnchorst Foundation | | A Employer identification number 23-7000850 | |
| Number and street (or P O box number if mail is not delivered to street address) 6800 Jercho Turnpike | | B Telephone number (see instructions) (516) 496-9195 | |
| City or town, state or province, country, and ZIP or foreign postal code Syosset, NY 11791 | | C If exemption application is pending, check here <input type="checkbox"/> | |
| G Check all that apply <input type="checkbox"/> Initial return <input type="checkbox"/> Initial return of a former public charity <input type="checkbox"/> Final return <input type="checkbox"/> Amended return <input type="checkbox"/> Address change <input type="checkbox"/> Name change | | D 1. Foreign organizations, check here <input type="checkbox"/> 2. Foreign organizations meeting the 85% test, check here and attach computation <input type="checkbox"/> | |
| H Check type of organization <input checked="" type="checkbox"/> Section 501(c)(3) exempt private foundation <input type="checkbox"/> Section 4947(a)(1) nonexempt charitable trust <input type="checkbox"/> Other taxable private foundation | | E If private foundation status was terminated under section 507(b)(1)(A), check here <input type="checkbox"/> | |
| I Fair market value of all assets at end of year (from Part II, col. (c), line 16) <input checked="" type="checkbox"/> \$ 105,605,670 | | F If the foundation is in a 60-month termination under section 507(b)(1)(B), check here <input type="checkbox"/> | |
| J Accounting method <input checked="" type="checkbox"/> Cash <input type="checkbox"/> Accrual <input type="checkbox"/> Other (specify) _____ (Part I, column (d) must be on cash basis.) | | | |

| Part I Analysis of Revenue and Expenses <small>(The total of amounts in columns (b), (c), and (d) may not necessarily equal the amounts in column (a) (see instructions))</small> | | (a) Revenue and expenses per books | (b) Net investment income | (c) Adjusted net income | (d) Disbursements for charitable purposes (cash basis only) |
|--|---|------------------------------------|---------------------------|-------------------------|---|
| Revenue | 1 Contributions, gifts, grants, etc , received (attach schedule) | 12,877,408 | | | |
| | 2 Check <input type="checkbox"/> if the foundation is not required to attach Sch B | | | | |
| | 3 Interest on savings and temporary cash investments | 5,560 | 5,560 | | |
| | 4 Dividends and interest from securities. | 4,081,383 | 4,077,091 | | |
| | 5a Gross rents | | | | |
| | b Net rental income or (loss) _____ | | | | |
| | 6a Net gain or (loss) from sale of assets not on line 10 | 1,093,344 | | | |
| | b Gross sales price for all assets on line 6a 26,448,649 | | | | |
| | 7 Capital gain net income (from Part IV, line 2) . . . | | 1,093,344 | | |
| | 8 Net short-term capital gain | | | | |
| | 9 Income modifications | | | | |
| | 10a Gross sales less returns and allowances | | | | |
| | b Less Cost of goods sold | | | | |
| | c Gross profit or (loss) (attach schedule) | | | | |
| | 11 Other income (attach schedule) | | | | |
| | 12 Total. Add lines 1 through 11 | 18,057,695 | 5,175,995 | | |
| Operating and Administrative Expenses | 13 Compensation of officers, directors, trustees, etc | | | | |
| | 14 Other employee salaries and wages | | | | |
| | 15 Pension plans, employee benefits | | | | |
| | 16a Legal fees (attach schedule) | 5,105 | | | 5,105 |
| | b Accounting fees (attach schedule) | 20,000 | | | 20,000 |
| | c Other professional fees (attach schedule) | 55,000 | 49,500 | | 5,500 |
| | 17 Interest | | | | |
| | 18 Taxes (attach schedule) (see instructions) . . . | 538,799 | | | |
| | 19 Depreciation (attach schedule) and depletion . . . | | | | |
| | 20 Occupancy | | | | |
| | 21 Travel, conferences, and meetings | | | | |
| | 22 Printing and publications | | | | |
| | 23 Other expenses (attach schedule) | 2,055 | 415 | | 1,640 |
| | 24 Total operating and administrative expenses. Add lines 13 through 23 | 620,959 | 49,915 | | 32,245 |
| | 25 Contributions, gifts, grants paid | 4,710,000 | | | 4,710,000 |
| | 26 Total expenses and disbursements. Add lines 24 and 25 | 5,330,959 | 49,915 | | 4,742,245 |
| | 27 Subtract line 26 from line 12 | | | | |
| | a Excess of revenue over expenses and disbursements | 12,726,736 | | | |
| | b Net investment income (if negative, enter -0-) | | 5,126,080 | | |
| | c Adjusted net income (if negative, enter -0-) | | | | |
| | | | | | |

| Part II Balance Sheets | | Attached schedules and amounts in the description column should be for end-of-year amounts only (See instructions) | Beginning of year | End of year | |
|-----------------------------|---|---|--|--|-----------------------|
| | | | (a) Book Value | (b) Book Value | (c) Fair Market Value |
| Assets | 1 | Cash—non-interest-bearing | 273,342 | 71,606 | 71,606 |
| | 2 | Savings and temporary cash investments | 5,804,997 | 80,926 | 80,926 |
| | 3 | Accounts receivable ▶ _____ Less allowance for doubtful accounts ▶ _____ | | | |
| | 4 | Pledges receivable ▶ _____ Less allowance for doubtful accounts ▶ _____ | | | |
| | 5 | Grants receivable | | | |
| | 6 | Receivables due from officers, directors, trustees, and other disqualified persons (attach schedule) (see instructions) | | | |
| | 7 | Other notes and loans receivable (attach schedule) ▶ _____ Less allowance for doubtful accounts ▶ _____ | | | |
| | 8 | Inventories for sale or use | | | |
| | 9 | Prepaid expenses and deferred charges | 79,798 | 77,276 | 77,276 |
| | 10a | Investments—U S and state government obligations (attach schedule) | 803,492 |  247,995 | 256,427 |
| | b | Investments—corporate stock (attach schedule) | 23,918,374 |  26,981,894 | 30,251,014 |
| | c | Investments—corporate bonds (attach schedule). | 51,058,369 |  66,420,555 | 66,885,061 |
| | 11 | Investments—land, buildings, and equipment basis ▶ _____ Less accumulated depreciation (attach schedule) ▶ _____ | | | |
| | 12 | Investments—mortgage loans | | | |
| | 13 | Investments—other (attach schedule) | 6,763,591 |  7,584,942 | 7,983,360 |
| | 14 | Land, buildings, and equipment basis ▶ _____ Less accumulated depreciation (attach schedule) ▶ _____ | | | |
| 15 | Other assets (describe ▶ _____) | | | | |
| 16 | Total assets (to be completed by all filers—see the instructions Also, see page 1, item I) | 88,701,963 | 101,465,194 | 105,605,670 | |
| Liabilities | 17 | Accounts payable and accrued expenses | | | |
| | 18 | Grants payable | | | |
| | 19 | Deferred revenue | | | |
| | 20 | Loans from officers, directors, trustees, and other disqualified persons | | | |
| | 21 | Mortgages and other notes payable (attach schedule) | | | |
| | 22 | Other liabilities (describe ▶ _____) |  13,983 |  50,478 | |
| | 23 | Total liabilities (add lines 17 through 22) | 13,983 | 50,478 | |
| Net Assets or Fund Balances | Foundations that follow SFAS 117, check here ▶ <input type="checkbox"/> and complete lines 24 through 26 and lines 30 and 31. | | | | |
| | 24 | Unrestricted | | | |
| | 25 | Temporarily restricted | | | |
| | 26 | Permanently restricted | | | |
| | Foundations that do not follow SFAS 117, check here ▶ <input checked="" type="checkbox"/> and complete lines 27 through 31. | | | | |
| | 27 | Capital stock, trust principal, or current funds | 88,687,980 | 101,414,716 | |
| | 28 | Paid-in or capital surplus, or land, bldg , and equipment fund | | | |
| | 29 | Retained earnings, accumulated income, endowment, or other funds | | | |
| | 30 | Total net assets or fund balances (see instructions) | 88,687,980 | 101,414,716 | |
| 31 | Total liabilities and net assets/fund balances (see instructions) | 88,701,963 | 101,465,194 | | |

Part III Analysis of Changes in Net Assets or Fund Balances

| | | | |
|---|--|---|-------------|
| 1 | Total net assets or fund balances at beginning of year—Part II, column (a), line 30 (must agree with end-of-year figure reported on prior year’s return) | 1 | 88,687,980 |
| 2 | Enter amount from Part I, line 27a | 2 | 12,726,736 |
| 3 | Other increases not included in line 2 (itemize) ▶ _____ | 3 | |
| 4 | Add lines 1, 2, and 3 | 4 | 101,414,716 |
| 5 | Decreases not included in line 2 (itemize) ▶ _____ | 5 | |
| 6 | Total net assets or fund balances at end of year (line 4 minus line 5)—Part II, column (b), line 30 | 6 | 101,414,716 |

Part IV

Capital Gains and Losses for Tax on Investment Income

| | | | | | |
|--|--|--|---|----------------------------------|--|
| (a) List and describe the kind(s) of property sold (e g , real estate, 2-story brick warehouse, or common stock, 200 shs MLC Co) | | (b) How acquired P—Purchase D—Donation | (c) Date acquired (mo , day, yr) | (d) Date sold (mo , day, yr) | |
| 1a | | | | | |
| | | | | | |
| | | | | | |
| | | | | | |
| | | | | | |
| | | | | | |
| (e) Gross sales price | | (f) Depreciation allowed (or allowable) | (g) Cost or other basis plus expense of sale | | (h) Gain or (loss) (e) plus (f) minus (g) |
| a | | | | | |
| b | | | | | |
| c | | | | | |
| d | | | | | |
| e | | | | | |
| Complete only for assets showing gain in column (h) and owned by the foundation on 12/31/69 | | | | | (i) Gains (Col (h) gain minus col (k), but not less than -0-) or Losses (from col (h)) |
| (i) F M V as of 12/31/69 | | (j) Adjusted basis as of 12/31/69 | (k) Excess of col (i) over col (j), if any | | |
| a | | | | | |
| b | | | | | |
| c | | | | | |
| d | | | | | |
| e | | | | | |
| 2 Capital gain net income or (net capital loss) { If gain, also enter in Part I, line 7 If (loss), enter -0- in Part I, line 7 } | | | | | 2 1,093,344 |
| 3 Net short-term capital gain or (loss) as defined in sections 1222(5) and (6) If gain, also enter in Part I, line 8, column (c) (see instructions) If (loss), enter -0- in Part I, line 8 } | | | | | 3 1,093,344 |

Part V

Qualification Under Section 4940(e) for Reduced Tax on Net Investment Income

(For optional use by domestic private foundations subject to the section 4940(a) tax on net investment income)

If section 4940(d)(2) applies, leave this part blank

Was the foundation liable for the section 4942 tax on the distributable amount of any year in the base period? ☐ Yes ☒ No
If "Yes," the foundation does not qualify under section 4940(e) Do not complete this part

1 Enter the appropriate amount in each column for each year, see instructions before making any entries

| | | | |
|---|--|--|---|
| (a) Base period years Calendar year (or tax year beginning in) | (b) Adjusted qualifying distributions | (c) Net value of noncharitable-use assets | (d) Distribution ratio (col (b) divided by col (c)) |
| 2013 | 3,879,842 | 77,153,893 | 0 05029 |
| 2012 | 3,336,630 | 70,378,618 | 0 04741 |
| 2011 | 3,333,625 | 66,926,755 | 0 04981 |
| 2010 | 3,227,534 | 61,439,803 | 0 05253 |
| 2009 | 2,830,998 | 57,498,821 | 0 04924 |
| 2 Total of line 1, column (d). | | | 2 0 24928 |
| 3 Average distribution ratio for the 5-year base period—divide the total on line 2 by 5, or by the number of years the foundation has been in existence if less than 5 years | | | 3 0 04986 |
| 4 Enter the net value of noncharitable-use assets for 2014 from Part X, line 5. | | | 4 97,789,325 |
| 5 Multiply line 4 by line 3. | | | 5 4,875,287 |
| 6 Enter 1% of net investment income (1% of Part I, line 27b). | | | 6 51,261 |
| 7 Add lines 5 and 6. | | | 7 4,926,548 |
| 8 Enter qualifying distributions from Part XII, line 4. | | | 8 4,742,245 |
| If line 8 is equal to or greater than line 7, check the box in Part VI, line 1b, and complete that part using a 1% tax rate See the Part VI instructions | | | |

Part VIExcise Tax Based on Investment Income (Section 4940(a), 4940(b), 4940(e), or 4948—see page 18 of the instructions)

| | | | | | |
|----|---|---|---------|----|---------|
| 1a | | Exempt operating foundations described in section 4940(d)(2), check here <input type="checkbox"/> and enter "N/A" on line 1 | | | |
| b | | Domestic foundations that meet the section 4940(e) requirements in Part V, check here <input type="checkbox"/> and enter 1% of Part I, line 27b | | 1 | 102,522 |
| c | | All other domestic foundations enter 2% of line 27b. Exempt foreign organizations enter 4% of Part I, line 12, col. (b) | | | |
| 2 | | Tax under section 511 (domestic section 4947(a)(1) trusts and taxable foundations only. Others enter -0-) | | 2 | |
| 3 | | Add lines 1 and 2. | | 3 | 102,522 |
| 4 | | Subtitle A (income) tax (domestic section 4947(a)(1) trusts and taxable foundations only. Others enter -0-) | | 4 | |
| 5 | | Tax based on investment income. Subtract line 4 from line 3. If zero or less, enter -0- | | 5 | 102,522 |
| 6 | | Credits/Payments | | | |
| a | 2014 estimated tax payments and 2013 overpayment credited to 2014 | 6a | 179,798 | | |
| b | Exempt foreign organizations—tax withheld at source | 6b | | | |
| c | Tax paid with application for extension of time to file (Form 8868) | 6c | | | |
| d | Backup withholding erroneously withheld | 6d | | | |
| 7 | | Total credits and payments. Add lines 6a through 6d. | | 7 | 179,798 |
| 8 | | Enter any penalty for underpayment of estimated tax. Check here <input type="checkbox"/> if Form 2220 is attached. | | 8 | |
| 9 | | Tax due. If the total of lines 5 and 8 is more than line 7, enter amount owed | | 9 | |
| 10 | | Overpayment. If line 7 is more than the total of lines 5 and 8, enter the amount overpaid. | | 10 | 77,276 |
| 11 | | Enter the amount of line 10 to be Credited to 2015 estimated tax <input type="checkbox"/> 77,276 Refunded <input type="checkbox"/> | | 11 | |

Part VII-AStatements Regarding Activities

| | | | | |
|----|--|----|-----|----|
| 1a | During the tax year, did the foundation attempt to influence any national, state, or local legislation or did it participate or intervene in any political campaign? | 1a | | No |
| b | Did it spend more than \$100 during the year (either directly or indirectly) for political purposes (see Instructions for definition)? <i>If the answer is "Yes" to 1a or 1b, attach a detailed description of the activities and copies of any materials published or distributed by the foundation in connection with the activities.</i> | 1b | | No |
| c | Did the foundation file Form 1120-POL for this year? | 1c | | No |
| d | Enter the amount (if any) of tax on political expenditures (section 4955) imposed during the year (1) On the foundation <input type="checkbox"/> \$ (2) On foundation managers <input type="checkbox"/> \$ | | | |
| e | Enter the reimbursement (if any) paid by the foundation during the year for political expenditure tax imposed on foundation managers <input type="checkbox"/> \$ | | | |
| 2 | Has the foundation engaged in any activities that have not previously been reported to the IRS? <i>If "Yes," attach a detailed description of the activities.</i> | 2 | | No |
| 3 | Has the foundation made any changes, not previously reported to the IRS, in its governing instrument, articles of incorporation, or bylaws, or other similar instruments? <i>If "Yes," attach a conformed copy of the changes.</i> | 3 | | No |
| 4a | Did the foundation have unrelated business gross income of \$1,000 or more during the year? | 4a | Yes | |
| b | If "Yes," has it filed a tax return on Form 990-T for this year? | 4b | Yes | |
| 5 | Was there a liquidation, termination, dissolution, or substantial contraction during the year? <i>If "Yes," attach the statement required by General Instruction T.</i> | 5 | | No |
| 6 | Are the requirements of section 508(e) (relating to sections 4941 through 4945) satisfied either • By language in the governing instrument, or • By state legislation that effectively amends the governing instrument so that no mandatory directions that conflict with the state law remain in the governing instrument? | 6 | Yes | |
| 7 | Did the foundation have at least \$5,000 in assets at any time during the year? <i>If "Yes," complete Part II, col. (c), and Part XV.</i> | 7 | Yes | |
| 8a | Enter the states to which the foundation reports or with which it is registered (see instructions) <input type="checkbox"/> NY | | | |
| b | If the answer is "Yes" to line 7, has the foundation furnished a copy of Form 990-PF to the Attorney General (or designate) of each state as required by General Instruction G? <i>If "No," attach explanation.</i> | 8b | Yes | |
| 9 | Is the foundation claiming status as a private operating foundation within the meaning of section 4942(j)(3) or 4942(j)(5) for calendar year 2014 or the taxable year beginning in 2014 (see instructions for Part XIV)? <i>If "Yes," complete Part XIV.</i> | 9 | | No |
| 10 | Did any persons become substantial contributors during the tax year? <i>If "Yes," attach a schedule listing their names and addresses.</i> <input type="checkbox"/> | 10 | Yes | |

Part VII-A

Statements Regarding Activities *(continued)*

| | | | | |
|---------------------|--|----|-----|----|
| 11 | At any time during the year, did the foundation, directly or indirectly, own a controlled entity within the meaning of section 512(b)(13)? If "Yes," attach schedule (see instructions). | 11 | | No |
| 12 | Did the foundation make a distribution to a donor advised fund over which the foundation or a disqualified person had advisory privileges? If "Yes," attach statement (see instructions) | 12 | | No |
| 13 | Did the foundation comply with the public inspection requirements for its annual returns and exemption application? | 13 | Yes | |
| Website address N/A | | | | |
| 14 | The books are in care of Richard Kandel Telephone no (516) 496-9195 Located at 6800 Jercho Turnpike-Suite 206E Syosset NY ZIP+4 11791 | | | |
| 15 | Section 4947(a)(1) nonexempt charitable trusts filing Form 990-PF in lieu of Form 1041 —Check here and enter the amount of tax-exempt interest received or accrued during the year. | | 15 | |
| 16 | At any time during calendar year 2014, did the foundation have an interest in or a signature or other authority over a bank, securities, or other financial account in a foreign country? See instructions for exceptions and filing requirements for FinCEN Form 114, Report of Foreign Bank and Financial Accounts (FBAR) If "Yes", enter the name of the foreign country | 16 | Yes | No |

Part VII-B

Statements Regarding Activities for Which Form 4720 May Be Required

| | | | | |
|---|---|----|-----|----|
| File Form 4720 if any item is checked in the "Yes" column, unless an exception applies. | | | Yes | No |
| 1a | During the year did the foundation (either directly or indirectly) (1) Engage in the sale or exchange, or leasing of property with a disqualified person? Yes No (2) Borrow money from, lend money to, or otherwise extend credit to (or accept it from) a disqualified person? Yes No (3) Furnish goods, services, or facilities to (or accept them from) a disqualified person? Yes No (4) Pay compensation to, or pay or reimburse the expenses of, a disqualified person? Yes No (5) Transfer any income or assets to a disqualified person (or make any of either available for the benefit or use of a disqualified person)? Yes No (6) Agree to pay money or property to a government official? (Exception. Check "No" if the foundation agreed to make a grant to or to employ the official for a period after termination of government service, if terminating within 90 days). Yes No | | | |
| b | If any answer is "Yes" to 1a(1)–(6), did any of the acts fail to qualify under the exceptions described in Regulations section 53.4941(d)-3 or in a current notice regarding disaster assistance (see instructions)? Organizations relying on a current notice regarding disaster assistance check here. | 1b | | No |
| c | Did the foundation engage in a prior year in any of the acts described in 1a, other than excepted acts, that were not corrected before the first day of the tax year beginning in 2014? | 1c | | No |
| 2 | Taxes on failure to distribute income (section 4942) (does not apply for years the foundation was a private operating foundation defined in section 4942(j)(3) or 4942(j)(5)) | | | |
| a | At the end of tax year 2014, did the foundation have any undistributed income (lines 6d and 6e, Part XIII) for tax year(s) beginning before 2014? If "Yes," list the years 20 , 20 , 20 , 20 Yes No | | | |
| b | Are there any years listed in 2a for which the foundation is not applying the provisions of section 4942(a)(2) (relating to incorrect valuation of assets) to the year's undistributed income? (If applying section 4942(a)(2) to all years listed, answer "No" and attach statement—see instructions). | 2b | | No |
| c | If the provisions of section 4942(a)(2) are being applied to any of the years listed in 2a, list the years here 20 , 20 , 20 , 20 | | | |
| 3a | Did the foundation hold more than a 2% direct or indirect interest in any business enterprise at any time during the year? Yes No | | | |
| b | If "Yes," did it have excess business holdings in 2014 as a result of (1) any purchase by the foundation or disqualified persons after May 26, 1969, (2) the lapse of the 5-year period (or longer period approved by the Commissioner under section 4943(c)(7)) to dispose of holdings acquired by gift or bequest, or (3) the lapse of the 10-, 15-, or 20-year first phase holding period? (Use Schedule C, Form 4720, to determine if the foundation had excess business holdings in 2014.). | 3b | | No |
| 4a | Did the foundation invest during the year any amount in a manner that would jeopardize its charitable purposes? | 4a | | No |
| b | Did the foundation make any investment in a prior year (but after December 31, 1969) that could jeopardize its charitable purpose that had not been removed from jeopardy before the first day of the tax year beginning in 2014? | 4b | | No |

Part VII-B

Statements Regarding Activities for Which Form 4720 May Be Required (continued)

| | | | | |
|----|--|------------------------------|--|----|
| 5a | During the year did the foundation pay or incur any amount to | | | |
| | (1) Carry on propaganda, or otherwise attempt to influence legislation (section 4945(e))? | <input type="checkbox"/> Yes | <input checked="" type="checkbox"/> No | |
| | (2) Influence the outcome of any specific public election (see section 4955), or to carry on, directly or indirectly, any voter registration drive? | <input type="checkbox"/> Yes | <input checked="" type="checkbox"/> No | |
| | (3) Provide a grant to an individual for travel, study, or other similar purposes? | <input type="checkbox"/> Yes | <input checked="" type="checkbox"/> No | |
| | (4) Provide a grant to an organization other than a charitable, etc , organization described in section 4945(d)(4)(A)? (see instructions). | <input type="checkbox"/> Yes | <input checked="" type="checkbox"/> No | |
| | (5) Provide for any purpose other than religious, charitable, scientific, literary, or educational purposes, or for the prevention of cruelty to children or animals? | <input type="checkbox"/> Yes | <input checked="" type="checkbox"/> No | |
| b | If any answer is "Yes" to 5a(1)–(5), did any of the transactions fail to qualify under the exceptions described in Regulations section 53.4945 or in a current notice regarding disaster assistance (see instructions)? | 5b | | No |
| | Organizations relying on a current notice regarding disaster assistance check here. | | | |
| c | If the answer is "Yes" to question 5a(4), does the foundation claim exemption from the tax because it maintained expenditure responsibility for the grant? | | | |
| | If "Yes," attach the statement required by Regulations section 53.4945–5(d). | | | |
| 6a | Did the foundation, during the year, receive any funds, directly or indirectly, to pay premiums on a personal benefit contract? | | | |
| | | | | |
| b | Did the foundation, during the year, pay premiums, directly or indirectly, on a personal benefit contract? | 6b | | No |
| | If "Yes" to 6b, file Form 8870. | | | |
| 7a | At any time during the tax year, was the foundation a party to a prohibited tax shelter transaction? | | | |
| | | | | |
| b | If yes, did the foundation receive any proceeds or have any net income attributable to the transaction? | 7b | | No |

Part VIII

Information About Officers, Directors, Trustees, Foundation Managers, Highly Paid Employees, and Contractors

| | | | | |
|--|---|---|---|---------------------------------------|
| 1 List all officers, directors, trustees, foundation managers and their compensation (see instructions). | | | | |
| (a) Name and address | (b) Title, and average hours per week devoted to position | (c) Compensation (If not paid, enter -0-) | (d) Contributions to employee benefit plans and deferred compensation | (e) Expense account, other allowances |
| Frank Brunckhorst III | Trustee | 0 | | |
| 7960 Sanderling Rd | 0 00 | | | |
| Sarasota, FL 34242 | | | | |
| Barbara Brunckhorst | Trustee | 0 | | |
| 2700 N Ocean Dr 2604A | 10 00 | | | |
| Riviera Beach, FL 34242 | | | | |
| Richard Todd Stravitz | Trustee | 0 | | |
| 11 Bridgeway Road | 0 00 | | | |
| Richmond, VA 23226 | | | | |
| 2 Compensation of five highest-paid employees (other than those included on line 1—see instructions). If none, enter "NONE." | | | | |
| (a) Name and address of each employee paid more than \$50,000 | (b) Title, and average hours per week devoted to position | (c) Compensation | (d) Contributions to employee benefit plans and deferred compensation | (e) Expense account, other allowances |
| NONE | | | | |
| | | | | |
| | | | | |
| | | | | |
| | | | | |
| | | | | |
| | | | | |
| | | | | |
| | | | | |
| Total number of other employees paid over \$50,000. | | | | |

Part VIII

Information About Officers, Directors, Trustees, Foundation Managers, Highly Paid Employees, and Contractors (continued)

| 3 Five highest-paid independent contractors for professional services (see instructions). If none, enter "NONE". | | |
|--|---------------------|------------------|
| (a) Name and address of each person paid more than \$50,000 | (b) Type of service | (c) Compensation |
| Kandel & Company 6800 Jericho Turnpike-Ste 206E Syosset, NY 11791 | Accounting & Mang't | 75,000 |
| | | |
| | | |
| | | |
| | | |
| | | |
| | | |
| | | |
| Total number of others receiving over \$50,000 for professional services. | | |

Part IX-A

Summary of Direct Charitable Activities

| List the foundation's four largest direct charitable activities during the tax year. Include relevant statistical information such as the number of organizations and other beneficiaries served, conferences convened, research papers produced, etc | Expenses |
|---|----------|
| 1 | |
| 2 | |
| 3 | |
| 4 | |

Part IX-B

Summary of Program-Related Investments (see instructions)

| Describe the two largest program-related investments made by the foundation during the tax year on lines 1 and 2 | Amount |
|--|--------|
| 1 | |
| | |
| | |
| 2 | |
| | |
| | |
| All other program-related investments. See instructions. | |
| 3 | |
| | |
| | |
| Total. Add lines 1 through 3. | |

Part X

Minimum Investment Return (All domestic foundations must complete this part. Foreign foundations, see instructions.)

| | | | |
|---|--|----|------------|
| 1 | Fair market value of assets not used (or held for use) directly in carrying out charitable, etc , purposes | | |
| a | Average monthly fair market value of securities. | 1a | 99,155,569 |
| b | Average of monthly cash balances. | 1b | 122,934 |
| c | Fair market value of all other assets (see instructions). | 1c | 0 |
| d | Total (add lines 1a, b, and c). | 1d | 99,278,503 |
| e | Reduction claimed for blockage or other factors reported on lines 1a and 1c (attach detailed explanation). | 1e | 0 |
| 2 | Acquisition indebtedness applicable to line 1 assets. | 2 | |
| 3 | Subtract line 2 from line 1d. | 3 | 99,278,503 |
| 4 | Cash deemed held for charitable activities Enter 1 1/2% of line 3 (for greater amount, see instructions). | 4 | 1,489,178 |
| 5 | Net value of noncharitable-use assets. Subtract line 4 from line 3 Enter here and on Part V, line 4 | 5 | 97,789,325 |
| 6 | Minimum investment return. Enter 5% of line 5. | 6 | 4,889,466 |

Part XI

Distributable Amount (see instructions) (Section 4942(j)(3) and (j)(5) private operating foundations and certain foreign organizations check here ☐ and do not complete this part.)

| | | | |
|----|---|----|-----------|
| 1 | Minimum investment return from Part X, line 6. | 1 | 4,889,466 |
| 2a | Tax on investment income for 2014 from Part VI, line 5. | 2a | 102,522 |
| b | Income tax for 2014 (This does not include the tax from Part VI). | 2b | |
| c | Add lines 2a and 2b. | 2c | 102,522 |
| 3 | Distributable amount before adjustments Subtract line 2c from line 1. | 3 | 4,786,944 |
| 4 | Recoveries of amounts treated as qualifying distributions. | 4 | |
| 5 | Add lines 3 and 4. | 5 | 4,786,944 |
| 6 | Deduction from distributable amount (see instructions). | 6 | |
| 7 | Distributable amount as adjusted Subtract line 6 from line 5 Enter here and on Part XIII, line 1. | 7 | 4,786,944 |

Part XII

Qualifying Distributions (see instructions)

| | | | |
|--|--|----|-----------|
| 1 | Amounts paid (including administrative expenses) to accomplish charitable, etc , purposes | | |
| a | Expenses, contributions, gifts, etc —total from Part I, column (d), line 26. | 1a | 4,742,245 |
| b | Program-related investments—total from Part IX-B. | 1b | |
| 2 | Amounts paid to acquire assets used (or held for use) directly in carrying out charitable, etc , purposes. | 2 | |
| 3 | Amounts set aside for specific charitable projects that satisfy the | | |
| a | Suitability test (prior IRS approval required). | 3a | |
| b | Cash distribution test (attach the required schedule). | 3b | |
| 4 | Qualifying distributions. Add lines 1a through 3b Enter here and on Part V, line 8, and Part XIII, line 4 | 4 | 4,742,245 |
| 5 | Foundations that qualify under section 4940(e) for the reduced rate of tax on net investment income Enter 1% of Part I, line 27b (see instructions). | 5 | |
| 6 | Adjusted qualifying distributions. Subtract line 5 from line 4. | 6 | 4,742,245 |
| Note: The amount on line 6 will be used in Part V, column (b), in subsequent years when calculating whether the foundation qualifies for the section 4940(e) reduction of tax in those years | | | |

Part XIII

Undistributed Income (see instructions)

| | (a) Corpus | (b) Years prior to 2013 | (c) 2013 | (d) 2014 |
|---|---------------|----------------------------|-------------|-------------|
| 1 Distributable amount for 2014 from Part XI, line 7 | | | | 4,786,944 |
| 2 Undistributed income, if any, as of the end of 2014 | | | | |
| a Enter amount for 2013 only. | | | 1,056,459 | |
| b Total for prior years 20____, 20____, 20____ | | | | |
| 3 Excess distributions carryover, if any, to 2014 | | | | |
| a From 2009. | | | | |
| b From 2010. | | | | |
| c From 2011. | | | | |
| d From 2012. | | | | |
| e From 2013. | | | | |
| f Total of lines 3a through e. | | | | |
| 4 Qualifying distributions for 2014 from Part XII, line 4 ▶ \$ 4,742,245 | | | | |
| a Applied to 2013, but not more than line 2a | | | 1,056,459 | |
| b Applied to undistributed income of prior years (Election required—see instructions). | | | | |
| c Treated as distributions out of corpus (Election required—see instructions). | 0 | | | |
| d Applied to 2014 distributable amount. | | | | 3,685,786 |
| e Remaining amount distributed out of corpus | | | | |
| 5 Excess distributions carryover applied to 2014 (If an amount appears in column (d), the same amount must be shown in column (a).) | | | | |
| 6 Enter the net total of each column as indicated below: | | | | |
| a Corpus Add lines 3f, 4c, and 4e Subtract line 5 | | | | |
| b Prior years' undistributed income Subtract line 4b from line 2b. | | | | |
| c Enter the amount of prior years' undistributed income for which a notice of deficiency has been issued, or on which the section 4942(a) tax has been previously assessed. | | | | |
| d Subtract line 6c from line 6b Taxable amount—see instructions | | | | |
| e Undistributed income for 2013 Subtract line 4a from line 2a Taxable amount—see instructions | | | | |
| f Undistributed income for 2014 Subtract lines 4d and 5 from line 1 This amount must be distributed in 2015 | | | | 1,101,158 |
| 7 Amounts treated as distributions out of corpus to satisfy requirements imposed by section 170(b)(1)(F) or 4942(g)(3) (Election may be required - see instructions). | | | | |
| 8 Excess distributions carryover from 2009 not applied on line 5 or line 7 (see instructions). . . | | | | |
| 9 Excess distributions carryover to 2015. Subtract lines 7 and 8 from line 6a | | | | |
| 10 Analysis of line 9 | | | | |
| a Excess from 2010. . . . | | | | |
| b Excess from 2011. . . . | | | | |
| c Excess from 2012. . . . | | | | |
| d Excess from 2013. . . . | | | | |
| e Excess from 2014. . . . | | | | |

Part XIVPrivate Operating Foundations (see instructions and Part VII-A, question 9)

1a

If the foundation has received a ruling or determination letter that it is a private operating foundation, and the ruling is effective for 2014, enter the date of the ruling.

b

Check box to indicate whether the organization is a private operating foundation described in section 4942(j)(3) or 4942(j)(5)

| | | | | | | |
|----|--|----------|---------------|----------|----------|-----------|
| 2a | Enter the lesser of the adjusted net income from Part I or the minimum investment return from Part X for each year listed | Tax year | Prior 3 years | | | (e) Total |
| | | (a) 2014 | (b) 2013 | (c) 2012 | (d) 2011 | |
| | | | | | | |
| b | 85% of line 2a | | | | | |
| c | Qualifying distributions from Part XII, line 4 for each year listed | | | | | |
| d | Amounts included in line 2c not used directly for active conduct of exempt activities | | | | | |
| e | Qualifying distributions made directly for active conduct of exempt activities Subtract line 2d from line 2c | | | | | |
| 3 | Complete 3a, b, or c for the alternative test relied upon | | | | | |
| a | "Assets" alternative test—enter | | | | | |
| | (1) Value of all assets | | | | | |
| | (2) Value of assets qualifying under section 4942(j)(3)(B)(i) | | | | | |
| b | "Endowment" alternative test— enter 2/3 of minimum investment return shown in Part X, line 6 for each year listed. . . | | | | | |
| c | "Support" alternative test—enter | | | | | |
| | (1) Total support other than gross investment income (interest, dividends, rents, payments on securities loans (section 512(a)(5)), or royalties). | | | | | |
| | (2) Support from general public and 5 or more exempt organizations as provided in section 4942(j)(3)(B)(iii). | | | | | |
| | (3) Largest amount of support from an exempt organization | | | | | |
| | (4) Gross investment income | | | | | |

Part XVSupplementary Information (Complete this part only if the organization had \$5,000 or more in assets at any time during the year—see instructions.)

1

Information Regarding Foundation Managers:

a

List any managers of the foundation who have contributed more than 2% of the total contributions received by the foundation before the close of any tax year (but only if they have contributed more than \$5,000) (See section 507(d)(2))

Barbara Brunckhorst

b

List any managers of the foundation who own 10% or more of the stock of a corporation (or an equally large portion of the ownership of a partnership or other entity) of which the foundation has a 10% or greater interest

2

Information Regarding Contribution, Grant, Gift, Loan, Scholarship, etc., Programs:

Check here ☒ if the foundation only makes contributions to preselected charitable organizations and does not accept unsolicited requests for funds If the foundation makes gifts, grants, etc (see instructions) to individuals or organizations under other conditions, complete items 2a, b, c, and d

a

The name, address, and telephone number or email address of the person to whom applications should be addressed

b

The form in which applications should be submitted and information and materials they should include

c

Any submission deadlines

d

Any restrictions or limitations on awards, such as by geographical areas, charitable fields, kinds of institutions, or other factors

Part XV

Supplementary Information (continued)

3 Grants and Contributions Paid During the Year or Approved for Future Payment

| Recipient | If recipient is an individual, show any relationship to any foundation manager or substantial contributor | Foundation status of recipient | Purpose of grant or contribution | Amount |
|---|---|--------------------------------|----------------------------------|-----------|
| Name and address (home or business) | | | | |
| a Paid during the year See Additional Data Table | | | | |
| Total | | | 3a | 4,710,000 |
| b Approved for future payment | | | | |
| Total | | | 3b | |

Enter gross amounts unless otherwise indicated

Part XVI-B Relationship of Activities to the Accomplishment of Exempt Purposes

Form **990-PF** (2014)



| | | | | |
|--|--|--------------|------------|-----------|
| 1 Did the organization directly or indirectly engage in any of the following with any other organization described in section 501(c) of the Code (other than section 501(c)(3) organizations) or in section 527, relating to political organizations? | | | Yes | No |
| a Transfers from the reporting foundation to a noncharitable exempt organization of | | | | |
| (1) Cash. | | 1a(1) | | No |
| (2) Other assets. | | 1a(2) | | No |
| b Other transactions | | | | |
| (1) Sales of assets to a noncharitable exempt organization. | | 1b(1) | | No |
| (2) Purchases of assets from a noncharitable exempt organization. | | 1b(2) | | No |
| (3) Rental of facilities, equipment, or other assets. | | 1b(3) | | No |
| (4) Reimbursement arrangements. | | 1b(4) | | No |
| (5) Loans or loan guarantees. | | 1b(5) | | No |
| (6) Performance of services or membership or fundraising solicitations. | | 1b(6) | | No |
| c Sharing of facilities, equipment, mailing lists, other assets, or paid employees. | | 1c | | No |
| d If the answer to any of the above is "Yes," complete the following schedule. Column (b) should always show the fair market value of the goods, other assets, or services given by the reporting foundation. If the foundation received less than fair market value in any transaction or sharing arrangement, show in column (d) the value of the goods, other assets, or services received | | | | |

[illegible]

2a Is the foundation directly or indirectly affiliated with, or related to, one or more tax-exempt organizations described in section 501(c) of the Code (other than section 501(c)(3)) or in section 527? ☐ Yes ☒ No

| b If "Yes," complete the following schedule | | |
|---|--------------------------|---------------------------------|
| (a) Name of organization | (b) Type of organization | (c) Description of relationship |
| | | |
| | | |
| | | |
| | | |

Under penalties of perjury, I declare that I have examined this return, including accompanying schedules and statements, and to the best of my knowledge and belief, it is true, correct, and complete. Declaration of preparer (other than taxpayer) is based on all information of which preparer has any knowledge.

Sign Here  _____  _____

***** 2015-09-30 *****

Signature of officer or trustee Date Title

May the IRS discuss this return with the preparer shown below (see instr.)? ☒ Yes ☐ No

| | | | | | |
|-------------------------------|--|----------------------|------|--|-------------------|
| Paid Preparer Use Only | Print/Type preparer's name Richard Kandel | Preparer's Signature | Date | Check if self-employed <input checked="" type="checkbox"/> | PTIN P00167249 |
| | Firm's name <input checked="" type="checkbox"/> KANDEL & COMPANY | | | Firm's EIN <input checked="" type="checkbox"/> | |
| | Firm's address <input checked="" type="checkbox"/> 6800 Jericho Turnpike Suite 206E Syosset, NY 11791 | | | Phone no (516) 496-9195 | |

Form 990PF Part XV Line 3 - Grants and Contributions Paid During the Year or Approved for Future Payment

| Recipient | If recipient is an individual, show any relationship to any foundation manager or substantial contributor | Foundation status of recipient | Purpose of grant or contribution | Amount |
|--|---|--------------------------------|----------------------------------|-----------|
| Name and address (home or business) | | | | |
| a <i>Paid during the year</i> | | | | |
| Sierra Club Foundation 85 Second St-Ste 750 San Francisco, CA 94105 | N/A | PC | General Purpose | 740,000 |
| So Environmental Law Center 201 West Main St-Ste 14 Charlottesville, VA 22902 | N/A | PC | General Purpose | 200,000 |
| Chesapeake Bay Foundation 6 Herndon Avenue Annapolis, MD 21403 | N/A | PC | General Purpose | 200,000 |
| SPCA of Richmond 2519 Hermitage Road Richmond, VA 23220 | N/A | PC | General Purpose | 130,000 |
| Conservation Fund 1655 N Fort Myers Dr-Ste 1300 Arlington, VA 22209 | N/A | PC | General Purpose | 200,000 |
| Center for Reproductive Rights 120 Wall Street New York, NY 10005 | N/A | PC | General Purpose | 100,000 |
| Environmental Defense Fund 257 Park Ave So New York, NY 10010 | N/A | PC | General Purpose | 300,000 |
| Riverside School 2110 McRae Road N Chesterfield, VA 23245 | N/A | PC | General Purpose | 100,000 |
| Earth Justice 111 S ML King Blvd Tallahassee, FL 32301 | N/A | PC | General Purpose | 395,000 |
| SPCA Tri County Humane Society 21287 Boca Rio Road Boca Raton, FL 33433 | N/A | PC | General Purpose | 140,000 |
| American Rivers 1101 14th Street NW-Ste 1400 Washington, DC 20005 | N/A | PC | General Purpose | 100,000 |
| National Wildlife Foundation 11100 Wildlife Center Drive Reston, VA 20190 | N/A | PC | General Purpose | 100,000 |
| Natural Resources Defense Council 40 West 20th Street New York, NY 10011 | N/A | PC | General Purpose | 250,000 |
| Nature Conservancy 490 Westfield Road Charlottesville, VA 22901 | N/A | PC | General Purpose | 200,000 |
| Suncoast Seabird Sanctuary 18328 Gulf Blvd Indian Shores, FL 33785 | N/A | PC | General Purpose | 150,000 |
| Total | | | 3a | 4,710,000 |

Form 990PF Part XV Line 3 - Grants and Contributions Paid During the Year or Approved for Future Payment

| Recipient | If recipient is an individual, show any relationship to any foundation manager or substantial contributor | Foundation status of recipient | Purpose of grant or contribution | Amount |
|---|---|--------------------------------|----------------------------------|-----------|
| Name and address (home or business) | | | | |
| a <i>Paid during the year</i> | | | | |
| Conservation Foundation of Gulf Coa 224 Dantura Street West Palm Beach,FL 33401 | N/A | PC | General Purpose | 200,000 |
| Nature Conservancy 222 S Westmonte Drive Altamonte Springs,FL 32714 | N/A | PC | General Purpose | 200,000 |
| Planned Parenthood 2300 N Florida Manigo Dr W Palm Beach,FL 33409 | N/A | PC | General Purpose | 127,500 |
| Sierra Club Foundation 422 E Franklin Street Richmond,VA 23219 | N/A | PC | General Purpose | 100,000 |
| Sierra Club Foundation 1990 Central Avenue St Petersburg,FL 33112 | N/A | PC | General Purpose | 200,000 |
| American Forests 1220 L Street NW- Ste 750 Washington,DC 20005 | N/A | PC | General Purpose | 50,000 |
| Trust for Public Land 101 Montgomery Street-Ste 900 San Francisco,CA 94104 | N/A | PC | General Purpose | 50,000 |
| Conservation Fund 1495 Smith Preserve Way Naples,FL 34102 | N/A | PC | General Purpose | 50,000 |
| Defenders of Wildlife 1130 17th Street NW Washington,DC 20036 | N/A | PC | General Purpose | 50,000 |
| American Humane Association 1400 16th Street NW-Ste 360 Washington,DC 20036 | N/A | PC | General Purpose | 100,000 |
| Audubon Society 4500 Biscayne Blvd-Ste 205 Miami,FL 33137 | N/A | PC | General Purpose | 50,000 |
| Florida Conservation Alliance Instr 299 S Orange Ave-Ste 2600 Orlando,FL 32801 | N/A | PC | General Purpose | 50,000 |
| Ocean Conservancy 1300 19th Street NW Washington,DC 20036 | N/A | PC | General Purpose | 50,000 |
| Planned Parenthood 736 Central Ave Sarasota,FL 34236 | N/A | PC | General Purpose | 127,500 |
| Total | | | 3a | 4,710,000 |

TY 2014 Accounting Fees Schedule**Name:** The Brunckhorst Foundation**EIN:** 23-7000850**Software ID:** 14000265**Software Version:** 2014v5.0

| Category | Amount | Net Investment Income | Adjusted Net Income | Disbursements for Charitable Purposes |
|--|--------|--------------------------|------------------------|---|
| Kandel & Company- Accounting & Tax Prep | 20,000 | 0 | 0 | 20,000 |

TY 2014 Investments Corporate Bonds Schedule

Name: The Brunckhorst Foundation

EIN: 23-7000850

Software ID: 14000265

Software Version: 2014v5.0

| Name of Bond | End of Year Book Value | End of Year Fair Market Value |
|--|------------------------|-------------------------------|
| American Express Co-7.25%, 5/20/14 | | |
| Bank of America Corp-5.125%, 11/15/14 | | |
| Barclays Bank-5.2%, 7/10/14 | | |
| BB&T Corp-5.7%, 4/30/14 | | |
| Bear Stearns Co-5.7%, 11/15/14 | | |
| Bellsouth Corp-5.2%, 9/15/14 | | |
| Caterpillar Fin Ser Corp-6.125%, 2/17/14 | | |
| CME Group Inc-5.75%. 2/15/14 | | |
| Conoco Phillips-4.75%, 2/1/14 | | |
| Credit Suisse FB USA-5.125%, 1/15/14 | | |
| Credit Suisse New York-5.5%, 5/1/14 | | |
| Deutsche Telecom-4.875%, 7/8/14 | | |
| Du Pont EI De Nemou-5.875%, 1/15/14 | | |
| GE Capital Corp-5.65%, 6/9/14 | | |
| GE Capital Corp-5.9%, 5/13/14 | | |
| Glaxo Smithkline Cap-4.375%, 4/15/14 | | |
| Goldman Sachs Group-5%, 10/1/14 | | |
| Goldman Sachs Group-6%, 5/1/14 | | |
| Hewlett Packard-6.125%, 5/1/14 | | |
| HSBC Finance Corp-6.676%, 1/15/21 | 1,447,188 | 1,706,129 |

| Name of Bond | End of Year Book Value | End of Year Fair Market Value |
|-------------------------------------|-------------------------------|--------------------------------------|
| International Paper-5.3%, 4/1/15 | 98,114 | 99,033 |
| JP Morgan Chase-4.65%, 6/1/14 | | |
| JP Morgan Chase-5.125%, 9/15/14 | | |
| JP Morgan Chase-5.375%, 1/15/14 | | |
| Mellon Funding-5%, 12/1/14 | | |
| Merrill Lynch Co-5.3%, 9/30/15 | 261,538 | 268,408 |
| MetLife-5.5%, 6/15/14 | | |
| Paccar Inc-6.875%, 2/15/14 | | |
| Philip Morris-6.875%, 3/17/14 | | |
| PNC Funding Corp-5.25%, 11/15/15 | 403,227 | 414,560 |
| Potash Corp-5.25%, 5/15/14 | | |
| Prudential Fin'l-5.1%, 9/20/14 | | |
| SBC Communications-5.1%, 9/15/14 | | |
| Staples Inc-9.75%, 1/15/14 | | |
| Unilever Capital-3.65%, 2/15/14 | | |
| United Healthcare Group-5%, 8/15/14 | | |
| US Bank NA Notes-4.95%, 10/30/14 | | |
| Wachovia Bank-4.8%, 11/1/14 | | |
| Wachovia Bank-5.25%, 8/1/14 | | |
| Western Union Co-6.5%, 2/26/14 | | |

| Name of Bond | End of Year Book Value | End of Year Fair Market Value |
|------------------------------------|-------------------------------|--------------------------------------|
| American Int'l Group-5.45%,5/18/17 | 100,449 | 109,110 |
| American Int'l Group-5.6%,10/16/16 | 150,387 | 161,187 |
| Bank of America-5.3%,3/15/17 | 507,669 | 537,085 |
| Bank of America-5.75%,8/15/16 | 204,515 | 212,918 |
| Bank of America-5.35%,9/15/15 | 60,371 | 61,601 |
| Bank of America-5.42%,3/15/17 | 356,039 | 375,252 |
| Bank of America-5.625%,10/14/16 | 101,702 | 107,089 |
| Bank of America-6.1%,6/15/17 | 311,321 | 329,703 |
| Bankers Trust NY-7.5%,11/15/15 | 102,232 | 105,188 |
| Barclays Bank-5%,9/22/16 | 401,733 | 425,940 |
| BB &T Corp-5.2%,12/23/15 | 141,552 | 145,583 |
| Berkley WR Corp-5.6%,5/15/15 | 100,452 | 101,750 |
| Capital One Fin'l-5.5%,6/1/15 | 100,681 | 101,815 |
| Citigroup Inc-4.875%,5/7/15 | 475,344 | 486,370 |
| Citigroup Inc-6.01%,1/15/15 | 175,085 | 175,248 |
| Comcast Corp-5.85%,11/15/15 | 204,030 | 209,164 |
| Comerica Bank-5.75%,11/21/16 | 304,137 | 324,864 |
| Compass Bank-6.4%,10/1/17 | 258,659 | 272,695 |
| Countrywide Fin'l-6.25%,5/15/16 | 102,511 | 106,134 |
| Donnelley RR-6.125%,1/15/17 | 203,624 | 212,000 |

| Name of Bond | End of Year Book Value | End of Year Fair Market Value |
|--------------------------------------|------------------------|-------------------------------|
| Dresdner Bank-7.25%,9/15/15 | 508,302 | 517,300 |
| Ford Motor Credit-5.625%,9/15/15 | 100,314 | 103,184 |
| Ford Motor Credit-6.625%,8/15/17 | 309,194 | 334,428 |
| Ford Motor Credit-7%,4/15/15 | 100,642 | 101,721 |
| GE Capital Corp-4.375%,9/21/15 | 401,936 | 410,132 |
| GE Capital Corp-5.5%,8/15/15 | 80,773 | 82,130 |
| Goldman Sachs Group-5.125%,1/15/15 | 200,122 | 200,256 |
| Goldman Sachs Group-5.625%,1/15/17 | | |
| JP Morgan Chase-5.15%,10/1/15 | 480,011 | 488,210 |
| Key Bank NA-4.95%,9/15/15 | 200,511 | 205,696 |
| Key Bank NA-5.45%,3/3/16 | 101,093 | 105,083 |
| MBNA Corp Sr Notes-5%,6/15/15 | 401,288 | 407,708 |
| Merrill Lynch Co-5%,1/15/15 | 200,084 | 200,230 |
| Merrill Lynch Co-6.05%,5/16/16 | 457,542 | 476,518 |
| Merrill Lynch Co-6.4%,8/28/17 | 102,851 | 111,417 |
| Morgan Stanley-5.55%,4/27/17 | 102,159 | 108,543 |
| Morgan Stanley-5.95%,12/28/17 | 312,267 | 333,345 |
| Nationwide Fin'l-5.625%,2/13/15 | 150,233 | 150,774 |
| PPL Energy Supply-6.2%,5/15/16 | 153,604 | 155,880 |
| Simon Properties Group-5.75%,12/1/15 | 203,182 | 206,710 |

| Name of Bond | End of Year Book Value | End of Year Fair Market Value |
|------------------------------------|------------------------|-------------------------------|
| Suntrust Banks-5.45%,12/1/17 | 280,559 | 300,556 |
| Transatlantic HL-5.75%,12/15/15 | 75,711 | 77,759 |
| UBS AG Stamford-3.875%,1/15/15 | 300,025 | 300,315 |
| UBS AG Stamford-5.875%,7/15/16 | 202,868 | 213,720 |
| Vodafone Group-5%,9/15/15 | | |
| Wachovia Bank-4.875%,2/1/15 | 200,196 | 200,620 |
| Wachovia Bank-5%,8/15/15 | 402,482 | 410,720 |
| Wachovia Bank-5.625%,10/15/16 | 102,169 | 107,540 |
| ABN AMRO Bank NV-4.65%,6/4/18 | 200,753 | 207,950 |
| Alcoa Inc-6.75%,7/15/18 | | |
| American Int'l Group-5.85%,1/16/18 | 362,529 | 391,335 |
| Bank of America-5.65%,5/1/18 | 207,650 | 222,194 |
| Bank of America-6.4%,8/15/19 | 213,514 | 227,984 |
| Barclays Bank-5.125%,1/8/20 | 307,376 | 336,390 |
| Barclays Bank-5.14%,10/14/20 | | |
| Barclays Bank-6.75%,5/22/19 | 213,921 | 236,330 |
| Citigroup Inc-5.5%,2/15/17 | 102,389 | 107,498 |
| Computer Science-6.5%,3/15/18 | 105,950 | 111,781 |
| Credit Suisse FB USA-4.375%,8/5/20 | 303,793 | 325,209 |
| Credit Suisse FB USA-5.3%,8/13/19 | 206,746 | 224,880 |

| Name of Bond | End of Year Book Value | End of Year Fair Market Value |
|--|-------------------------------|--------------------------------------|
| Credit Suisse FB USA-5.4%,1/14/20 | 265,980 | 279,572 |
| Fifth Thrd Bank-4.5%,6/1/18 | 53,147 | 57,093 |
| Ford Motor Credit-5%,5/15/18 | 201,694 | 217,310 |
| GE Capital Corp-5.625%,5/1/18 | 104,972 | 112,523 |
| Goldman Sachs Group-6.15%,4/1/18 | 317,869 | 336,726 |
| Hartford Fin'l Services-6.3%,3/15/18 | 104,784 | 113,009 |
| HSBC Finance Corp-5%,9/27/20 | 102,526 | 109,588 |
| International Paper-9.375%,5/15/19 | 233,226 | 255,310 |
| Jabil Circuit Inc-5.625%,12/15/20 | 201,019 | 211,880 |
| Jefferies Group-5.125%,4/13/18 | 101,707 | 105,461 |
| JP Morgan Chase-6.3%,4/23/19 | 108,939 | 116,158 |
| Key Bank NA-4.625%,6/15/18 | 99,632 | 104,590 |
| Lincoln National Corp-6.25%,2/15/20 | 107,718 | 116,030 |
| Lloyds TSB Bank-4.875%.1/21/16 | 100,225 | 104,060 |
| Lorillard Tobacco Settle-6.875%,5/1/20 | 216,971 | 235,576 |
| Merrill Lynch-5.7%,5/2/17 | 204,217 | 216,202 |
| Moody's Corp-5.5%,9/1/20 | 105,641 | 113,545 |
| Morgan Stanley-5.625%,9/23/19 | 208,749 | 225,758 |
| Nationwide Fin'l-6.75%,5/15/67 | 174,000 | 209,200 |
| Peabody Energy-6.5%,9/15/20 | 96,294 | 78,075 |

| Name of Bond | End of Year Book Value | End of Year Fair Market Value |
|--------------------------------------|------------------------|-------------------------------|
| Pitney Bowes-4.75%,5/15/18 | 200,864 | 212,942 |
| Pitney Bowes-5.6%,3/15/18 | 207,007 | 217,398 |
| Protective Life-6.4%,1/15/18 | 104,852 | 111,306 |
| Royal Bank of Scotland-5.65%,8/24/20 | 102,107 | 113,870 |
| Transocean-6.5%,11/15/20 | 110,826 | 94,409 |
| UBS AG Stamford-5.75%,4/25/18 | 104,194 | 112,205 |
| Weyerhaeuser-7.375%,10/1/19 | 107,807 | 119,302 |
| Credit Suisse FB USA-6%,2/15/18 | 704,106 | 750,735 |
| Alcoa-5.4%,4/15/21 | 105,845 | 108,303 |
| Bank of America-5.49%,3/15/19 | 215,850 | 221,304 |
| Bank of America-6.75%,8/15/19 | 110,094 | 113,493 |
| Barclays Bank-6.05%,12/4/17 | 211,975 | 219,920 |
| Barclays Bank-6.278%,12/29/49 | | |
| Best Buy-5.5%,3/15/21 | 100,691 | 104,000 |
| BNP Paribas-5%,1/15/21 | 204,799 | 226,204 |
| Century Link Inc-6.45%,6/15/21 | 221,159 | 214,500 |
| Ford Motor Credit-5.875%,8/2/21 | 112,419 | 115,779 |
| Ford Motor Credit-4.25%,9/20/22 | 204,753 | 212,214 |
| GE Capital Corp-5.75%.2/15/23 | 34,895 | 34,174 |
| Goldman Sachs Group-4.85%,5/15/22 | 53,005 | 53,552 |

| Name of Bond | End of Year Book Value | End of Year Fair Market Value |
|--------------------------------------|------------------------|-------------------------------|
| Goldman Sachs Group-5%,5/15/22 | 87,287 | 86,724 |
| Goldman Sachs Group-5%,6/15/23 | 108,394 | 108,474 |
| Goldman Sachs Group-6%,12/15/23 | 58,496 | 57,695 |
| Hewlett Packard-4.3%,6/1/21 | 581,288 | 631,740 |
| Hewlett Packard-4.65%,12/9/21 | 311,271 | 315,877 |
| Ingram Micro Inc-5%,8/10/22 | 518,506 | 531,115 |
| Lloyds TSB Bank-6.5%,9/14/20 | 544,157 | 578,875 |
| Morgan Stanlry-5.75%,1/25/21 | 54,536 | 57,397 |
| Morgan Stanlry-4.875%,11/1/22 | 617,352 | 637,248 |
| Nordea Bank Reg-S-4.875%,5/13/21 | 203,582 | 218,880 |
| Rabobank Nederland-3.95%,11/9/22 | 511,122 | 509,315 |
| Royal Bank of Scotland-6.4%,10/21/19 | 104,370 | 116,015 |
| Sociele Generale-5.2%,4/15/21 | 545,811 | 568,200 |
| Tyson Foods Inc-4.5%,6/15/22 | 266,654 | 270,673 |
| Weatherford Int'l-4.5%,4/15/22 | 154,993 | 133,504 |
| Weyerhaeuser Co-7.125%,7/15/23 | 591,896 | 600,022 |
| Wyndham Worldwide-4.25%,3/1/22 | 104,606 | 102,137 |
| American Tower-5%,2/15/24 | 209,988 | 212,094 |
| Avon Products-5%,3/15/23 | 320,227 | 267,750 |
| Bank of America-5.2%,5/29/53 | 256,275 | 230,937 |

| Name of Bond | End of Year Book Value | End of Year Fair Market Value |
|---|------------------------|-------------------------------|
| Barclays Bank-10.17%,6/21/21 | 1,253,858 | 1,352,250 |
| Barrick Gold Corp-3.85%,4/1/22 | 473,824 | 481,170 |
| Citigroup Inc-5.95%,1/30/23 | 319,654 | 295,500 |
| Citigroup Inc-3.5%,5/15/23 | 177,732 | 194,698 |
| Citigroup Inc-5.35%,5/15/23 | 514,400 | 461,250 |
| Citigroup Inc-5.5%,9/13/25 | 1,569,081 | 1,571,230 |
| Expedia Inc-5.95%,8/15/20 | 216,560 | 223,494 |
| Ford Motor Credit-8.875%,1/15/22 | 128,722 | 129,938 |
| Ford Motor Co Debenture-7.125%,11/15/25 | 543,853 | 553,000 |
| GE Capital Corp-5.55%,3/15/23 | 58,831 | 57,406 |
| Genworth Holdings Inc-4.9%,8/15/23 | 998,682 | 805,700 |
| Goldman Sachs Group-5.25%,8/15/24 | 223,132 | 219,346 |
| Goldman Sachs Group-5.95%,1/15/27 | 683,399 | 686,490 |
| Hewlett Packard-4.375%,9/15/21 | 217,047 | 220,181 |
| Indiana Bell Tel-7.3%,8/15/26 | 306,153 | 322,384 |
| ING Bank NV-5.8%,9/25/23 | 540,837 | 556,550 |
| International Game Tech-5.35%,10/15/23 | 372,518 | 352,516 |
| JP Morgan Chase-6%,8/1/23 | 200,663 | 197,500 |
| Leucadia National Corp-5.5%,10/18/23 | 508,457 | 512,060 |
| Lowes Companies-6.5%,3/15/29 | 126,139 | 133,027 |

| Name of Bond | End of Year Book Value | End of Year Fair Market Value |
|---------------------------------------|------------------------|-------------------------------|
| Merrill Lynch Co-6.22%,9/15/26 | 1,158,583 | 1,213,221 |
| Morgan Stanley-4.1%,5/22/23 | 288,458 | 303,732 |
| Oneck Inc-4.25%,2/1/22 | 893,767 | 823,725 |
| Pacific Bell-7.125%,3/15/26 | 245,367 | 254,808 |
| Petrobras Global-4.375%,5/20/23 | 599,271 | 520,350 |
| Standard Chartered PLC-5.2%,1/26/24 | 310,184 | 312,420 |
| Staples Inc-4.375%,1/12/23 | 654,951 | 641,747 |
| Suntrust Banks-6%,2/15/26 | 637,605 | 649,269 |
| Verizon Communications-5.15%,9/15/23 | 260,067 | 276,057 |
| Vivendi-4.75%,4/12/22 | | |
| Wachovia Bank-6.605%,10/1/25 | 306,853 | 314,451 |
| Wynn Las Vegas-5.375%,3/15/22 | 725,551 | 710,500 |
| Xstrata Fin'l Reg-4%,10/25/22 | 96,158 | 99,510 |
| Zions Bancorp-7.2%,9/15/2023 | 102,375 | 105,098 |
| ABN AMRO Bank NV-6.25%,4/27/22 | 225,040 | 226,070 |
| Access Midsream Partner Financial | 99,133 | 101,500 |
| Alcoa-5.875%,2/23/22 | 328,388 | 331,833 |
| Alcoa-5.125%,10/1/24 | 206,619 | 211,954 |
| ALcoa-5.9%,2/1/27 | 111,014 | 108,914 |
| Allegheny Technologies-53875%,8/15/23 | 329,223 | 306,906 |

| Name of Bond | End of Year Book Value | End of Year Fair Market Value |
|------------------------------------|-------------------------------|--------------------------------------|
| American Tower Corp-3.5%,1/31/23 | 96,185 | 96,621 |
| Assured Guaranteed-5%,7/1/24 | 448,158 | 448,350 |
| Ball Corp-5%,3/15/22 | 207,667 | 206,000 |
| Bank of America-4.2%,8/26/24 | 305,985 | 305,616 |
| Barrick Gold Corp-4.1%,5/1/23 | 501,645 | 486,600 |
| Bellsouth Telec=7%,10/1/25 | 123,198 | 121,970 |
| BPCE SA-5.7%,10/22/23 | 1,305,556 | 1,288,524 |
| BPCE SA-5.15%,7/21/24 | 323,192 | 309,141 |
| Buckeye Partners LP-4.15%.7/1/23 | 100,942 | 97,458 |
| Buckeye Partners LP-4.35%.10/15/24 | 100,699 | 98,009 |
| Cadence Design-4.375%,10/15/24 | 102,787 | 101,604 |
| Chesapeake Energy-5.75%,3/15/23 | 56,019 | 51,500 |
| Citigroup Inc-6.3%,5/15/24 | 511,056 | 492,500 |
| Citigroup Inc-4.3%,11/20/26 | 100,907 | 99,776 |
| Constellation Brands-4.25%,5/1/23 | 404,210 | 397,000 |
| Continental Resources-4.5%,4/15/23 | 100,902 | 95,115 |
| Darden Restaurants-3.35%,11/1/22 | 148,830 | 143,508 |
| Diamond Offshore-3.45%,11/1/23 | 96,374 | 92,809 |
| DirectTV Holdings-4.45%,4/1/24 | 204,360 | 209,260 |
| El Paso Pipeline-4.3%,5/1/24 | 101,635 | 100,194 |

| Name of Bond | End of Year Book Value | End of Year Fair Market Value |
|--|-------------------------------|--------------------------------------|
| Enbridge Inc-3.5%,6/10/24 | 241,418 | 234,838 |
| Energizer Holdings-4.7%,5/24/22 | 146,049 | 144,994 |
| Ensco PLC-4.5%,10/1/24 | 465,390 | 438,237 |
| Flextronics International-5%,2/15/23 | 520,877 | 510,000 |
| First Energy Corp-4.25%,3/15/23 | 301,388 | 309,543 |
| Freeport McMoran-3.875%,3/15/23 | 296,118 | 282,852 |
| General Motors-4.875%,10/2/23 | 157,213 | 160,500 |
| General Motors-4%,4/1/25 | 100,676 | 100,250 |
| Genworth Holdings Inc-4.8%,2/15/24 | 213,232 | 162,126 |
| Glencore Financial Regs-4.125%,5/30/23 | 101,220 | 101,220 |
| Goldcorp Inc-3.7%,3/15/23 | 171,354 | 170,611 |
| Goldman Sachs Group-5.1%,8/15/25 | 109,604 | 108,376 |
| Goldman Sachs Group-5.25%,3/15/26 | 265,284 | 264,197 |
| Goldman Sachs Group-5.25%,6/15/27 | 40,761 | 38,878 |
| Goldman Sachs Group-5.7%,5/10/19 | 209,602 | 202,300 |
| GTE Calif Inc-6.75%,5/15/27 | 134,856 | 129,675 |
| Healthsouth Corp-5.75%,11/1/24 | 211,034 | 208,000 |
| Icahn Enter Financial-5.875%,2/1/22 | 208,324 | 200,876 |
| Jabil Circuit Inc-4.7%,9/15/22 | 205,502 | 199,000 |
| Jefferies Group-5.125%,1/20/23 | 166,789 | 157,561 |

| Name of Bond | End of Year Book Value | End of Year Fair Market Value |
|--------------------------------------|------------------------|-------------------------------|
| John Hancock Life-6%,11/15/27 | 36,357 | 36,739 |
| JP Morgan Chase-5%,7/31/19 | 409,996 | 391,376 |
| JP Morgan Chase-6.125%,4/30/24 | 213,903 | 199,498 |
| Juniper Networks-4.5%,3/15/24 | 512,418 | 504,705 |
| Kerr Megee Corp-6.95%,7/1/24 | 122,763 | 122,222 |
| Kinder Morgan Regs-5.625%,11/15/23 | 202,798 | 214,086 |
| Kinder Morgan Regs-4.15%,11/15/23 | 202,901 | 199,488 |
| KLA-Tencor Corp-4.65%,11/1/24 | 411,263 | 414,100 |
| Limited Brands Inc-5.625%,2/15/22 | 215,283 | 215,000 |
| M&T Bank Corp-6.45%,2/15/24 | 221,745 | 212,250 |
| Macy's Retail Holdings-6.79%,7/15/27 | 52,881 | 52,610 |
| Morgan Stanley-5.45%,7/15/19 | 519,816 | 500,900 |
| Morgan Stanley-5%,11/24/25 | 1,036,460 | 1,040,442 |
| Motorola Inc-6.5%,9/1/25 | 120,778 | 116,474 |
| Murphy Oil Corp-4%,6/1/22 | 98,227 | 91,925 |
| Nationsbank Corp-7.25%,10/15/25 | 242,773 | 245,306 |
| Newmont Mining-3.5%,3/15/22 | 482,460 | 469,875 |
| Noble Holding Int'l-3.95%,3/15/22 | 392,432 | 344,000 |
| Nustar Logistics-4.75%,2/1/22 | 103,275 | 92,000 |
| Old Republic Int'l-4.875%,10/1/24 | 211,741 | 208,774 |

| Name of Bond | End of Year Book Value | End of Year Fair Market Value |
|------------------------------------|------------------------|-------------------------------|
| Oneok Partners LP-5%,9/15/23 | 107,737 | 104,481 |
| Pitney Bowes-4.625%,3/15/24 | 768,544 | 767,708 |
| QVC-4.85%,4/1/24 | 212,000 | 203,656 |
| Qwest Diagnostic-4.25%,4/1/24 | 254,369 | 257,650 |
| Rabobank Nederland-4.625%,12/1/23 | 103,889 | 105,745 |
| Rowan Companies-4.875%,6/1/22 | 104,208 | 97,308 |
| Seagate HDD Cayman-4.75%,6/1/23 | 105,841 | 103,865 |
| Seagate HDD Cayman-4.75%,1/1/25 | 259,824 | 258,053 |
| Societe Generale-5%,1/17/24 | 52,990 | 50,412 |
| Southwest Bank-6.565%,12/15/27 | 185,532 | 186,777 |
| Steel Dynamics-5.25%,4/15/23 | 206,879 | 203,000 |
| Stifel Financial-4.25%,7/18/24 | 253,920 | 251,483 |
| Synchrony Financial-4.25%,8/15/15 | 204,847 | 205,226 |
| Tech Resources-3.75%,2/1/23 | 197,031 | 179,258 |
| Tesoro Corp-5.375%,10/1/22 | 259,455 | 253,125 |
| Time Warner Enter-8.375%,3/15/23 | 117,971 | 134,589 |
| Toll Brothers Fin'l-5.875%,2/15/22 | 109,247 | 106,750 |
| Toll Brothers Fin'l-4.375%,4/15/23 | 202,671 | 196,000 |
| Toll Brothers Fin'l-5.625%,1/15/24 | 213,016 | 211,000 |
| Transocean Inc-3.8%,10/15/22 | 586,391 | 492,000 |

| Name of Bond | End of Year Book Value | End of Year Fair Market Value |
|----------------------------------|------------------------|-------------------------------|
| Union Carbide-7.5%,6/1/25 | 98,950 | 106,138 |
| URS Corporation-5%,4/1/22 | 309,548 | 282,000 |
| Verisign Inc-4.625%,5/1/23 | 401,830 | 392,000 |
| Wells Fargo-5.9%,6/15/24 | 219,544 | 201,500 |
| Williams Co-3.7%,1/15/23 | 631,655 | 583,758 |
| Xerox Corp-3.8%,5/15/24 | 99,092 | 98,074 |
| XL Capital Ltd-6.25%,5/15/27 | 122,737 | 118,980 |
| Zions Bancorp-4.5%,6/13/23 | 103,057 | 105,573 |
| Zurich Insurance-7.125%,10/15/23 | 93,695 | 95,018 |

TY 2014 Investments Corporate
Stock Schedule

Name: The Brunckhorst Foundation

EIN: 23-7000850

Software ID: 14000265

Software Version: 2014v5.0

| Name of Stock | End of Year Book Value | End of Year Fair Market Value |
|------------------------------------|------------------------|-------------------------------|
| Barclays Bank PLC-8.125%-Pfd BCS.D | 200,903 | 208,640 |
| ING Group-7.375%-PFD | 354,580 | 437,580 |
| Bristol Myers Squibb | 335,339 | 531,270 |
| Duke Energy Corp | | |
| Verizon Communications | 304,076 | 327,460 |
| Aegon NV-6.375%-Pfd | 236,181 | 255,000 |
| Aegon NV-7.25%-Pfd | | |
| Bank of America-6.625%-Pfd BAC.I | 118,540 | 131,200 |
| Barclays Bank PLC-7.1%-Pfd Ser 3 A | 98,529 | 103,240 |
| Deutsch Bank Ctg't-6.55%-Pfd | 121,470 | 131,200 |
| HSBC Holding PLC-6.2%-Pfd | 590,007 | 642,500 |
| A T & T Inc | 436,169 | 470,260 |
| Dominion Resources Inc | 235,016 | 307,600 |
| Dow Chemical Co | | |
| Dupont EI De Nemours | 292,914 | 443,640 |
| Glaxo Smithkline PLC | | |
| Johnson & Johnson | 442,129 | 637,877 |
| JP Mprgan Chase | 456,424 | 813,540 |
| Nextera Energy Inc | 398,156 | 744,030 |
| Blackrock Inc | 308,946 | 500,584 |
| Eli Lilly & Co | 385,308 | 620,910 |
| General Electric | 529,040 | 682,290 |
| Kimberly Clark Corp | 401,007 | 462,160 |
| Lockheed Martin Corp | 394,670 | 770,280 |
| Pfizer Inc | 301,200 | 373,800 |
| Procter & Gamble | 378,333 | 455,450 |
| Wells Fargo & Co | 301,308 | 493,380 |
| BB&T Corp-5.2%-Pfd F | 127,006 | 113,550 |
| BB&T Corp-5.625%-Pfd E | 125,000 | 120,950 |
| BB&T Corp-5.85%-Pfd-D | 234,588 | 225,450 |

| Name of Stock | End of Year Book Value | End of Year Fair Market Value |
|-------------------------------------|------------------------|-------------------------------|
| Charles Schwab-6%-Pfd B | 108,761 | 102,400 |
| First Republic Bank-6.7%-Pfd A | 125,000 | 131,500 |
| Goldman Sachs Group-5.95%-PFD I | 383,671 | 371,100 |
| JP Morgan Chase-5.5%-Pfd O | 248,669 | 240,500 |
| PNC Financial Services-5.375%-Pfd O | 248,620 | 239,100 |
| Public Storage-5.625%-Pfd U | 200,000 | 196,240 |
| Public Storage-5.75%-Pfd T | 125,000 | 123,650 |
| Suntrust Banks-5.875%-Pfd E | 125,000 | 120,065 |
| Wells Fargo Global Notes-5.125%-Pfd | 244,636 | 230,400 |
| Amazon.Com | | |
| Ameren Corp | 326,616 | 461,300 |
| Apple Inc | 308,992 | 331,140 |
| Biogen Idec Inc | | |
| Blackstone Group LP | 241,208 | 304,470 |
| Boeing Co | 247,331 | 259,960 |
| Caterpillar Inc | | |
| Chevron Corp | | |
| Clorox Co | | |
| Costco Wholesale Corp | | |
| CSX Corp | 235,364 | 253,610 |
| Cummins Inc | | |
| Deere & Co | 167,932 | 176,940 |
| Exxon Mobil Corp | | |
| Fedex Corp | | |
| General Mills | | |
| Gilead Science | 281,661 | 282,780 |
| Honeywell Int'l Inc | 483,305 | 519,584 |
| HSBC CI SPX 5.5% | 3,000,000 | 2,880,000 |
| HSBC Holdings PLC ADR | | |
| IBM Corp | | |

| Name of Stock | End of Year Book Value | End of Year Fair Market Value |
|--------------------------------|------------------------|-------------------------------|
| Mastercard Inc-Cl A | | |
| MetLife Inc | | |
| Schlumberger Ltd | | |
| Starbucks Corp | | |
| Union Pacific Corp | | |
| United Technologies Corp | 223,270 | 230,000 |
| Visa Inc-CL A | | |
| Walgreen Co | 215,977 | 266,700 |
| Whole Foods Markets Inc | | |
| BB&T Corp-5.2%-PFD G | 125,000 | 114,800 |
| Citigroup Inc-5.8%-PFD C | 701,500 | 668,560 |
| Citigroup Inc-6.875%-PFD K | 125,000 | 132,900 |
| Citigroup Inc-7.125%-PFD J | 250,000 | 271,200 |
| Gulf Power Co-5.6%-PFD A | 100,000 | 95,139 |
| JP Morgan Chase-5.45%-PFD P | 325,000 | 308,100 |
| Morgan Stanley-6.875%-PFD F | 375,000 | 399,150 |
| Morgan Stanley-7.125%-PFD E | 375,000 | 413,250 |
| Public Storage-5.2%-PFD W | 125,000 | 114,750 |
| Public Storage-5.2%-PFD X | 125,000 | 115,585 |
| SCE Trust II-5.1%-PFD G | 125,000 | 113,700 |
| US Bancorp-5.15%-PFD H | 125,000 | 117,150 |
| Wells Fargo-5.85%-PFD Q | 324,701 | 333,450 |
| Abbvie Inc | 120,073 | 130,880 |
| Amgen Corp | 222,455 | 238,935 |
| Anheuser Busch Inbev | 284,648 | 280,800 |
| Cisco Systems Inc | 106,799 | 125,167 |
| Comcast Corp-CL A | 207,139 | 232,040 |
| General Dynamics Corp | 355,813 | 412,860 |
| Home Depot | 361,443 | 409,383 |
| JPM Contingent Income SPX-4.6% | 3,000,000 | 2,832,000 |

| Name of Stock | End of Year Book Value | End of Year Fair Market Value |
|------------------------------------|------------------------|-------------------------------|
| Marriott Int'l | 402,793 | 468,180 |
| Merck & Co | 284,102 | 283,950 |
| Microsoft Corp | 305,053 | 325,150 |
| Novartis AG | 333,029 | 324,310 |
| Sherwin Williams Company | 333,667 | 394,560 |
| Walt Disney Co | 265,426 | 282,570 |
| Allstate NV-6.375%-Pfd AEH | 125,000 | 131,650 |
| Bank of America-6.625%-Pfd BAC.W | 125,401 | 127,835 |
| Citigroup Inc-6.875%-Pfd L | 125,000 | 131,145 |
| Commerce Bancshares-6.2%-Pfd B | 125,000 | 127,050 |
| JP Morgan Chase-6.3%-Pfd W | 125,000 | 127,800 |
| JP Morgan Chase-6.7%-Pfd T | 125,000 | 132,100 |
| JP Morgan Chase-6.375%-Pfd I | 250,000 | 253,100 |
| Morgan Stanley-6.625%-Pfd G | 125,000 | 127,535 |
| Northern Trust-5.85%-Pfd C | 125,000 | 125,200 |
| State Street Corp-6%-Pfd E | 125,000 | 126,200 |
| Wells Fargo & Co-6%-Pfd T | 125,000 | 126,900 |
| Wells Fargo RL Estate-6.375%-Pfd A | 50,000 | 50,700 |

TY 2014 Investments Government Obligations Schedule

Name: The Brunckhorst Foundation

EIN: 23-7000850

Software ID: 14000265

Software Version: 2014v5.0

**US Government Securities - End of
Year Book Value:**

**US Government Securities - End of
Year Fair Market Value:**

**State & Local Government
Securities - End of Year Book
Value:**

247,995

**State & Local Government
Securities - End of Year Fair
Market Value:**

256,427

TY 2014 Investments - Other Schedule

Name: The Brunckhorst Foundation

EIN: 23-7000850

Software ID: 14000265

Software Version: 2014v5.0

| Category/ Item | Listed at Cost or FMV | Book Value | End of Year Fair Market Value |
|------------------------------------|-----------------------|------------|-------------------------------|
| Morgan Stanley Cap Tr-6.45% | AT COST | 563,628 | 629,830 |
| Corts GS Cap I-6% | AT COST | 114,687 | 127,400 |
| Goldman Sachs-6.125%,11/1/60 | AT COST | 372,813 | 387,900 |
| Brookfield Global Inc | AT COST | | |
| DTE Energy Ser-6.5%,12/1/61 | AT COST | 250,000 | 260,700 |
| KKR Fin'l Holdings-8.375%,11/15/41 | AT COST | 250,000 | 277,600 |
| Allianceber Equity Inc A | AT COST | 250,000 | 275,630 |
| JP Morgan Equity Inc A | AT COST | 250,000 | 333,491 |
| Affiliated Managers-5.25%,10/15/22 | AT COST | 125,000 | 128,500 |
| AFLAC Inc-5.5%,9/15/52 | AT COST | 125,000 | 122,800 |
| Comcast Corp-5%,12/15/61 | AT COST | 125,000 | 126,700 |
| Entergy Arkansas-4.9%,12/1/52 | AT COST | 238,471 | 233,200 |
| GE Capital Corp-4.875%,10/15/52 | AT COST | 150,000 | 148,560 |
| Nextera-5.125%,11/15/72 | AT COST | 251,600 | 227,400 |
| Stanley Blacker Ser I-5.7%,7/25/52 | AT COST | 125,000 | 126,300 |
| First Trust MLP & Energy | AT COST | | |
| DWS RREEF GLB Infrastructure-C | AT COST | | |
| Duke Energy Corp-5.125%,1/15/73 | AT COST | 125,000 | 124,450 |
| Entergy Arkansas-4.75%,6/1/63 | AT COST | 125,000 | 111,700 |
| Entergy Louisiana LLC-4.7%,6/1/63 | AT COST | 125,000 | 110,220 |
| GE Capital Corp-4.7%,5/16/53 | AT COST | 125,000 | 118,150 |
| GE Capital Corp-4.875%,1/29/53 | AT COST | 125,000 | 124,050 |
| Nextera Energy Cap-5%,1/15/73 | AT COST | 100,000 | 89,320 |
| Nuveen Conn-2.65%,3/1/15 | AT COST | | |
| Nuveen Mass-2.65%,3/1/15 | AT COST | | |
| Prudential Fin'l-5.7%,3/15/53 | AT COST | 125,000 | 124,900 |
| Qwest Corp-6.125%,6/1/53 | AT COST | 178,506 | 168,700 |
| WR Berkley Corp-5.625%,4/30/53 | AT COST | 257,659 | 237,600 |
| Zions Bancorp-6.95%,9/15/28 | AT COST | 253,506 | 273,900 |
| SPDR S&P Dividend | AT COST | 304,773 | 354,600 |

| Category / Item | Listed at Cost or FMV | Book Value | End of Year Fair Market Value |
|-------------------------------------|-----------------------|------------|-------------------------------|
| Vanguard European MSCI ETF | AT COST | | |
| Deutsche GLB Infrastructure-C | AT COST | 423,083 | 494,105 |
| Qwest Corp-6.875%,10/1/54 | AT COST | 125,000 | 128,200 |
| Stifel Fin'l-5.375%,12/31/22 | AT COST | 77,571 | 77,100 |
| Verizon Communications-5.9%,2/15/54 | AT COST | 125,000 | 130,900 |
| Health Care Set Sect SPDR | AT COST | 238,369 | 273,520 |
| Ishares Nasdaq BioTech ETF | AT COST | 102,725 | 121,340 |
| Ishares Select Div ETF | AT COST | 366,974 | 397,000 |
| SPDR Trust Ser 1 | AT COST | 464,870 | 513,850 |
| Unit AAM Balanced 2012-2 | AT COST | | |
| Unit AAM Inflation Inc Strategy | AT COST | | |
| Unit AAM Preferred Inc Opp'y 2 Yr | AT COST | | |
| Unit AAM Hartford Global Div Strat | AT COST | | |
| Unit Guggenheim MLP 2 | AT COST | 194,183 | 181,548 |
| Unit AAM Balanced 2014-1 | AT COST | 114,255 | 106,218 |
| Unit AAM Hartford Global Div #14 | AT COST | 216,320 | 218,725 |
| Unit AAM Inflation Inc 14-1 | AT COST | 100,949 | 97,253 |

TY 2014 Legal Fees Schedule

Name: The Brunckhorst Foundation

EIN: 23-7000850

Software ID: 14000265

Software Version: 2014v5.0

| Category | Amount | Net Investment Income | Adjusted Net Income | Disbursements for Charitable Purposes |
|------------------------|--------|--------------------------|------------------------|---|
| McDermott Will & Amery | 5,105 | 0 | 0 | 5,105 |

TY 2014 Other Expenses Schedule

Name: The Brunckhorst Foundation

EIN: 23-7000850

Software ID: 14000265

Software Version: 2014v5.0

| Description | Revenue and Expenses per Books | Net Investment Income | Adjusted Net Income | Disbursements for Charitable Purposes |
|-----------------|-----------------------------------|--------------------------|---------------------|--|
| Filing Fees | 1,500 | | | 1,500 |
| Public Notice | 140 | | | 140 |
| Service Charges | 415 | 415 | | |

TY 2014 Other Liabilities Schedule**Name:** The Brunckhorst Foundation**EIN:** 23-7000850**Software ID:** 14000265**Software Version:** 2014v5.0

| Description | Beginning of Year - Book Value | End of Year - Book Value |
|--------------------------------|-----------------------------------|-----------------------------|
| Unrelated Business Tax Payable | 13,983 | 50,477 |
| Rounding | | 1 |

TY 2014 Other Professional Fees Schedule**Name:** The Brunckhorst Foundation**EIN:** 23-7000850**Software ID:** 14000265**Software Version:** 2014v5.0

| Category | Amount | Net Investment Income | Adjusted Net Income | Disbursements for Charitable Purposes |
|-----------------------------|--------|--------------------------|------------------------|---|
| Kandel & Company-Management | 55,000 | 49,500 | 0 | 5,500 |

TY 2014 Substantial Contributors Schedule**Name:** The Brunckhorst Foundation**EIN:** 23-7000850**Software ID:** 14000265**Software Version:** 2014v5.0

| Name | Address |
|-----------------------------------|---|
| Barbara Brunckhorst | 2700 N Ocean Drive Riviera Beach, FL 33404 |
| Lillian Edith Brunckhorst 2002 Tr | 6800 Jericho Tpke-Ste 206E Syosset, NY 11791 |
| Barbara Brunckhorst 2010 Trust | 2700 N Ocean Drive Riviera Beach, FL 33404 |

TY 2014 Taxes Schedule**Name:** The Brunckhorst Foundation**EIN:** 23-7000850**Software ID:** 14000265**Software Version:** 2014v5.0

| Category | Amount | Net Investment Income | Adjusted Net Income | Disbursements for Charitable Purposes |
|----------------------------|---------|--------------------------|------------------------|---|
| Excise Tax -'14 | 102,522 | | | |
| Unrelated Business Tax-'14 | 436,277 | | | |

| | | |
|---|--|---|
| <div>Schedule B</div> <div>(Form 990, 990-EZ, or 990-PF)</div> <div>Department of the Treasury Internal Revenue Service</div> | <div>Schedule of Contributors</div> <div>▶ Attach to Form 990, 990-EZ, or 990-PF.</div> <div>▶ Information about Schedule B (Form 990, 990-EZ, or 990-PF) and its instructions is at www.irs.gov/form990.</div> | <div>OMB No 1545-0047</div> <div>2014</div> |
|---|--|---|

| | |
|---|---|
| <div>Name of the organization</div> <div>The Brunckhorst Foundation</div> | <div>Employer identification number</div> <div>23-7000850</div> |
|---|---|

Organization type (check one)

| | |
|--|---|
| <div>Filers of:</div> <div>Form 990 or 990-EZ</div> <div>Form 990-PF</div> | <div>Section:</div> <div><div><input type="checkbox"/> 501(c)() (enter number) organization</div><div><input type="checkbox"/> 4947(a)(1) nonexempt charitable trust not treated as a private foundation</div><div><input type="checkbox"/> 527 political organization</div><div><input checked="" type="checkbox"/> 501(c)(3) exempt private foundation</div><div><input type="checkbox"/> 4947(a)(1) nonexempt charitable trust treated as a private foundation</div><div><input type="checkbox"/> 501(c)(3) taxable private foundation</div></div> |
|--|---|

Check if your organization is covered by the **General Rule** or a **Special Rule**.
Note. Only a section 501(c)(7), (8), or (10) organization can check boxes for both the General Rule and a Special Rule. See instructions.

General Rule

☒ For an organization filing Form 990, 990-EZ, or 990-PF that received, during the year, contributions totaling \$5,000 or more (in money or other property) from any one contributor. Complete Parts I and II. See instructions for determining a contributor's total contributions.

Special Rules

- ☐ For an organization described in section 501(c)(3) filing Form 990 or 990-EZ that met the 33¹/₃% support test of the regulations under sections 509(a)(1) and 170(b)(1)(A)(vi), that checked Schedule A (Form 990 or 990-EZ), Part II, line 13, 16a, or 16b, and that received from any one contributor, during the year, total contributions of the greater of **(1)** \$5,000 or **(2)** 2% of the amount on (i) Form 990, Part VIII, line 1h, or (ii) Form 990-EZ, line 1. Complete Parts I and II.
- ☐ For an organization described in section 501(c)(7), (8), or (10) filing Form 990 or 990-EZ that received from any one contributor, during the year, total contributions of more than \$1,000 *exclusively* for religious, charitable, scientific, literary, or educational purposes, or for the prevention of cruelty to children or animals. Complete Parts I, II, and III.
- ☐ For an organization described in section 501(c)(7), (8), or (10) filing Form 990 or 990-EZ that received from any one contributor, during the year, contributions *exclusively* for religious, charitable, etc., purposes, but no such contributions totaled more than \$1,000. If this box is checked, enter here the total contributions that were received during the year for an *exclusively* religious, charitable, etc., purpose. Do not complete any of the parts unless the **General Rule** applies to this organization because it received *nonexclusively* religious, charitable, etc., contributions totaling \$5,000 or more during the year. ▶ \$ _____

Caution. An organization that is not covered by the General Rule and/or the Special Rules does not file Schedule B (Form 990, 990-EZ, or 990-PF), but it **must** answer “No” on Part IV, line 2, of its Form 990, or check the box on line H of its Form 990-EZ or on its Form 990PF, Part I, line 2, to certify that it does not meet the filing requirements of Schedule B (Form 990, 990-EZ, or 990-PF).

| | |
|---|---|
| Name of organization The Brunckhorst Foundation | Employer identification number 23-7000850 |
|---|---|

| Part I | Contributors (see instructions) Use duplicate copies of Part I if additional space is needed | | |
|------------|--|----------------------------|---|
| (a) No. | (b) Name, address, and ZIP + 4 | (c) Total contributions | (d) Type of contribution |
| <u>1</u> | Barbara Brunckhorst 2010 Trust 2700 N Ocean Dr 2604A Riviera Beach, FL 33404 | \$ 560,000 | Person <input checked="" type="checkbox"/> Payroll <input type="checkbox"/> Noncash <input type="checkbox"/> (Complete Part II for noncash contributions) |
| <u>2</u> | Lillian Edith Brunckhorst 2002 Tr 6800 Jericho Tpke-Ste 206E Syosset, NY 11791 | \$ 1,162,190 | Person <input type="checkbox"/> Payroll <input type="checkbox"/> Noncash <input checked="" type="checkbox"/> (Complete Part II for noncash contributions) |
| <u>3</u> | Barbara Brunckhorst 2700 N Ocean Dr 2604A Riviera Beach, FL 33404 | \$ 4,575,357 | Person <input checked="" type="checkbox"/> Payroll <input type="checkbox"/> Noncash <input type="checkbox"/> (Complete Part II for noncash contributions) |
| <u>4</u> | Lillian Edith Brunckhorst 2002 Tr 6800 Jericho Tpke-Ste 206E Syosset, NY 11791 | \$ 6,579,861 | Person <input checked="" type="checkbox"/> Payroll <input type="checkbox"/> Noncash <input type="checkbox"/> (Complete Part II for noncash contributions) |
| <u> </u> | | \$ | Person <input type="checkbox"/> Payroll <input type="checkbox"/> Noncash <input type="checkbox"/> (Complete Part II for noncash contributions) |
| <u> </u> | | \$ | Person <input type="checkbox"/> Payroll <input type="checkbox"/> Noncash <input type="checkbox"/> (Complete Part II for noncash contributions) |

Employer identification number
23-7000850

Part II

[illegible]

| | |
|---|---|
| Name of organization The Brunckhorst Foundation | Employer identification number 23-7000850 |
|---|---|

Part III

Exclusively religious, charitable, etc., contributions to organizations described in section 501(c)(7), (8), or (10) that total more than \$1,000 for the year from any one contributor. Complete columns (a) through (e) and the following line entry. For organizations completing Part III, enter the total of *exclusively* religious, charitable, etc., contributions of **\$1,000 or less** for the year. (Enter this information once. See instructions.) ▶ \$ _____

Use duplicate copies of Part III if additional space is needed.

| (a) No. from Part I | (b) Purpose of gift | (c) Use of gift | (d) Description of how gift is held |
|---------------------------------------|---------------------|--|-------------------------------------|
| — | _____ | _____ | _____ |
| | _____ | _____ | _____ |
| | _____ | _____ | _____ |
| (e) Transfer of gift | | | |
| Transferee's name, address, and ZIP 4 | | Relationship of transferor to transferee | |
| _____ | | _____ | |
| _____ | | _____ | |
| _____ | | _____ | |
| (a) No. from Part I | (b) Purpose of gift | (c) Use of gift | (d) Description of how gift is held |
| — | _____ | _____ | _____ |
| | _____ | _____ | _____ |
| | _____ | _____ | _____ |
| (e) Transfer of gift | | | |
| Transferee's name, address, and ZIP 4 | | Relationship of transferor to transferee | |
| _____ | | _____ | |
| _____ | | _____ | |
| _____ | | _____ | |
| (a) No. from Part I | (b) Purpose of gift | (c) Use of gift | (d) Description of how gift is held |
| — | _____ | _____ | _____ |
| | _____ | _____ | _____ |
| | _____ | _____ | _____ |
| (e) Transfer of gift | | | |
| Transferee's name, address, and ZIP 4 | | Relationship of transferor to transferee | |
| _____ | | _____ | |
| _____ | | _____ | |
| _____ | | _____ | |
| (a) No. from Part I | (b) Purpose of gift | (c) Use of gift | (d) Description of how gift is held |
| — | _____ | _____ | _____ |
| | _____ | _____ | _____ |
| | _____ | _____ | _____ |
| (e) Transfer of gift | | | |
| Transferee's name, address, and ZIP 4 | | Relationship of transferor to transferee | |
| _____ | | _____ | |
| _____ | | _____ | |
| _____ | | _____ | |