









See a Social Security Number? Say Something!
Report Privacy Problems to <https://public.resource.org/privacy>
Or call the IRS Identity Theft Hotline at 1-800-908-4490



For calendar year 2014, or tax year beginning 01-01-2014 , and ending 12-31-2014

Name of foundation THE ROCCO AND NANCY ORTENZIO FOUNDATION		A Employer identification number 23-6805409	
Number and street (or P O box number if mail is not delivered to street address) 4718 GETTYSBURG ROAD ROOM/SUITE 405		B Telephone number (see instructions) (717) 972-1300	
City or town, state or province, country, and ZIP or foreign postal code MECHANICSBURG, PA 17055		C If exemption application is pending, check here <input type="checkbox"/>	
G Check all that apply <div><input type="checkbox"/> Initial return <input type="checkbox"/> Final return <input type="checkbox"/> Address change</div> <div><input type="checkbox"/> Initial return of a former public charity <input type="checkbox"/> Amended return <input type="checkbox"/> Name change</div>		D 1. Foreign organizations, check here <input type="checkbox"/> 2. Foreign organizations meeting the 85% test, check here and attach computation <input type="checkbox"/> E If private foundation status was terminated under section 507(b)(1)(A), check here <input type="checkbox"/>	
H Check type of organization <input checked="" type="checkbox"/> Section 501(c)(3) exempt private foundation <input type="checkbox"/> Section 4947(a)(1) nonexempt charitable trust <input type="checkbox"/> Other taxable private foundation		F If the foundation is in a 60-month termination under section 507(b)(1)(B), check here <input type="checkbox"/>	
I Fair market value of all assets at end of year (from Part II, col. (c), line 16) \$ 16,339,969		J Accounting method <input checked="" type="checkbox"/> Cash <input type="checkbox"/> Accrual <input type="checkbox"/> Other (specify) _____ (Part I, column (d) must be on cash basis.)	

Part I Analysis of Revenue and Expenses (The total of amounts in columns (b), (c), and (d) may not necessarily equal the amounts in column (a) (see instructions))		(a) Revenue and expenses per books	(b) Net investment income	(c) Adjusted net income	(d) Disbursements for charitable purposes (cash basis only)
Revenue	1 Contributions, gifts, grants, etc , received (attach schedule)				
	2 Check <input checked="" type="checkbox"/> if the foundation is not required to attach Sch B				
	3 Interest on savings and temporary cash investments				
	4 Dividends and interest from securities.	612,917	612,917		
	5a Gross rents				
	b Net rental income or (loss) _____				
	6a Net gain or (loss) from sale of assets not on line 10	545,208			
	b Gross sales price for all assets on line 6a 8,318,869				
	7 Capital gain net income (from Part IV, line 2) . . .		545,208		
	8 Net short-term capital gain				
	9 Income modifications				
	10a Gross sales less returns and allowances				
	b Less Cost of goods sold				
	c Gross profit or (loss) (attach schedule)				
	11 Other income (attach schedule)	1,298			
	12 Total. Add lines 1 through 11	1,159,423	1,158,125		
Operating and Administrative Expenses	13 Compensation of officers, directors, trustees, etc				
	14 Other employee salaries and wages				
	15 Pension plans, employee benefits				
	16a Legal fees (attach schedule)				
	b Accounting fees (attach schedule)	4,675	1,558		3,117
	c Other professional fees (attach schedule)				
	17 Interest				
	18 Taxes (attach schedule) (see instructions) . . .	374	374		
	19 Depreciation (attach schedule) and depletion . . .				
	20 Occupancy				
	21 Travel, conferences, and meetings				
	22 Printing and publications				
	23 Other expenses (attach schedule)	52,200	51,155		15
	24 Total operating and administrative expenses.				
	Add lines 13 through 23	57,249	53,087		3,132
	25 Contributions, gifts, grants paid	2,090,970			2,090,970
	26 Total expenses and disbursements. Add lines 24 and 25	2,148,219	53,087		2,094,102
	27 Subtract line 26 from line 12				
	a Excess of revenue over expenses and disbursements	-988,796			
	b Net investment income (if negative, enter -0-)		1,105,038		
	c Adjusted net income (if negative, enter -0-)				

Part II Balance Sheets		Attached schedules and amounts in the description column should be for end-of-year amounts only (See instructions)	Beginning of year	End of year	
			(a) Book Value	(b) Book Value	(c) Fair Market Value
Assets	1	Cash—non-interest-bearing	30,842	15,450	15,450
	2	Savings and temporary cash investments	505,894	727,310	727,310
	3	Accounts receivable ▶ _____ Less allowance for doubtful accounts ▶ _____			
	4	Pledges receivable ▶ _____ Less allowance for doubtful accounts ▶ _____			
	5	Grants receivable			
	6	Receivables due from officers, directors, trustees, and other disqualified persons (attach schedule) (see instructions)			
	7	Other notes and loans receivable (attach schedule) ▶ _____ Less allowance for doubtful accounts ▶ _____			
	8	Inventories for sale or use			
	9	Prepaid expenses and deferred charges			
	10a	Investments—U S and state government obligations (attach schedule)	797,231	 880,153	888,304
	b	Investments—corporate stock (attach schedule)	3,187,169	 2,192,200	9,751,846
	c	Investments—corporate bonds (attach schedule).	5,293,882	 4,984,713	4,879,222
	11	Investments—land, buildings, and equipment basis ▶ _____ Less accumulated depreciation (attach schedule) ▶ _____			
	12	Investments—mortgage loans			
	13	Investments—other (attach schedule)	64,148	 65,666	52,959
	14	Land, buildings, and equipment basis ▶ _____ Less accumulated depreciation (attach schedule) ▶ _____			
Liabilities	15	Other assets (describe ▶ _____)		 24,878	 24,878
	16	Total assets (to be completed by all filers—see the instructions Also, see page 1, item I)	9,879,166	8,890,370	16,339,969
	17	Accounts payable and accrued expenses			
	18	Grants payable			
	19	Deferred revenue			
	20	Loans from officers, directors, trustees, and other disqualified persons			
	21	Mortgages and other notes payable (attach schedule)			
	22	Other liabilities (describe ▶ _____)			
Net Assets or Fund Balances	23	Total liabilities (add lines 17 through 22)		0	
		Foundations that follow SFAS 117, check here ▶ <input type="checkbox"/> and complete lines 24 through 26 and lines 30 and 31.			
	24	Unrestricted			
	25	Temporarily restricted			
	26	Permanently restricted			
		Foundations that do not follow SFAS 117, check here ▶ <input checked="" type="checkbox"/> and complete lines 27 through 31.			
	27	Capital stock, trust principal, or current funds	9,879,166	8,890,370	
	28	Paid-in or capital surplus, or land, bldg , and equipment fund			
	29	Retained earnings, accumulated income, endowment, or other funds			
	30	Total net assets or fund balances (see instructions)	9,879,166	8,890,370	
	31	Total liabilities and net assets/fund balances (see instructions) . . .	9,879,166	8,890,370	

Part III Analysis of Changes in Net Assets or Fund Balances		
1	Total net assets or fund balances at beginning of year—Part II, column (a), line 30 (must agree with end-of-year figure reported on prior year’s return)	1 9,879,166
2	Enter amount from Part I, line 27a	2 -988,796
3	Other increases not included in line 2 (itemize) ▶ _____	3
4	Add lines 1, 2, and 3	4 8,890,370
5	Decreases not included in line 2 (itemize) ▶ _____	5
6	Total net assets or fund balances at end of year (line 4 minus line 5)—Part II, column (b), line 30 .	6 8,890,370

Part IV

Capital Gains and Losses for Tax on Investment Income

(a) List and describe the kind(s) of property sold (e g , real estate, 2-story brick warehouse, or common stock, 200 shs MLC Co)		(b) How acquired P—Purchase D—Donation	(c) Date acquired (mo , day, yr)	(d) Date sold (mo , day, yr)
1a	See Additional Data Table			
b				
c				
d				
e				

(e) Gross sales price	(f) Depreciation allowed (or allowable)	(g) Cost or other basis plus expense of sale	(h) Gain or (loss) (e) plus (f) minus (g)
a See Additional Data Table			
b			
c			
d			
e			

Complete only for assets showing gain in column (h) and owned by the foundation on 12/31/69

(i) F M V as of 12/31/69	(j) Adjusted basis as of 12/31/69	(k) Excess of col (i) over col (j), if any	(l) Gains (Col (h) gain minus col (k), but not less than -0-) or Losses (from col (h))
a See Additional Data Table			
b			
c			
d			
e			

2	Capital gain net income or (net capital loss)	{ If gain, also enter in Part I, line 7 If (loss), enter -0- in Part I, line 7 }	2	545,208
3	Net short-term capital gain or (loss) as defined in sections 1222(5) and (6) If gain, also enter in Part I, line 8, column (c) (see instructions) If (loss), enter -0- in Part I, line 8	}	3	108,849

Part V

Qualification Under Section 4940(e) for Reduced Tax on Net Investment Income

(For optional use by domestic private foundations subject to the section 4940(a) tax on net investment income)

If section 4940(d)(2) applies, leave this part blank

Was the foundation liable for the section 4942 tax on the distributable amount of any year in the base period? ☐ Yes ☒ No

If "Yes," the foundation does not qualify under section 4940(e) Do not complete this part

1 Enter the appropriate amount in each column for each year, see instructions before making any entries

(a) Base period years Calendar year (or tax year beginning in)	(b) Adjusted qualifying distributions	(c) Net value of noncharitable-use assets	(d) Distribution ratio (col (b) divided by col (c))
2013	2,160,563	14,416,286	0 149870
2012	1,388,743	13,084,173	0 106139
2011	1,319,761	13,150,577	0 100358
2010	910,199	13,673,695	0 066566
2009	880,173	12,330,302	0 071383

2	Total of line 1, column (d).	2	0 494316
3	Average distribution ratio for the 5-year base period—divide the total on line 2 by 5, or by the number of years the foundation has been in existence if less than 5 years	3	0 098863
4	Enter the net value of noncharitable-use assets for 2014 from Part X, line 5.	4	17,012,907
5	Multiply line 4 by line 3.	5	1,681,947
6	Enter 1% of net investment income (1% of Part I, line 27b).	6	11,050
7	Add lines 5 and 6.	7	1,692,997
8	Enter qualifying distributions from Part XII, line 4.	8	2,094,102

If line 8 is equal to or greater than line 7, check the box in Part VI, line 1b, and complete that part using a 1% tax rate See
the Part VI instructions

Part VI

Excise Tax Based on Investment Income (Section 4940(a), 4940(b), 4940(e), or 4948—see page 18 of the instructions)

1a		Exempt operating foundations described in section 4940(d)(2), check here <input type="checkbox"/> and enter "N/A" on line 1			
b		Domestic foundations that meet the section 4940(e) requirements in Part V, check here <input checked="" type="checkbox"/> and enter 1% of Part I, line 27b		1	11,050
c		All other domestic foundations enter 2% of line 27b. Exempt foreign organizations enter 4% of Part I, line 12, col. (b)			
2		Tax under section 511 (domestic section 4947(a)(1) trusts and taxable foundations only. Others enter -0-)		2	
3		Add lines 1 and 2.		3	11,050
4		Subtitle A (income) tax (domestic section 4947(a)(1) trusts and taxable foundations only. Others enter -0-)		4	
5		Tax based on investment income. Subtract line 4 from line 3. If zero or less, enter -0-		5	11,050
6		Credits/Payments			
a		2014 estimated tax payments and 2013 overpayment credited to 2014	6a	5,200	
b		Exempt foreign organizations—tax withheld at source	6b		
c		Tax paid with application for extension of time to file (Form 8868)	6c	9,000	
d		Backup withholding erroneously withheld	6d		
7		Total credits and payments. Add lines 6a through 6d.		7	14,200
8		Enter any penalty for underpayment of estimated tax. Check here <input type="checkbox"/> if Form 2220 is attached.		8	
9		Tax due. If the total of lines 5 and 8 is more than line 7, enter amount owed		9	
10		Overpayment. If line 7 is more than the total of lines 5 and 8, enter the amount overpaid.		10	3,150
11		Enter the amount of line 10 to be Credited to 2015 estimated tax <input checked="" type="checkbox"/> 3,150 Refunded <input type="checkbox"/>		11	

Part VII-A

Statements Regarding Activities

1a	During the tax year, did the foundation attempt to influence any national, state, or local legislation or did it participate or intervene in any political campaign?	1a	Yes	No
b	Did it spend more than \$100 during the year (either directly or indirectly) for political purposes (see Instructions for definition)? <i>If the answer is "Yes" to 1a or 1b, attach a detailed description of the activities and copies of any materials published or distributed by the foundation in connection with the activities.</i>	1b		No
c	Did the foundation file Form 1120-POL for this year?	1c		No
d	Enter the amount (if any) of tax on political expenditures (section 4955) imposed during the year: (1) On the foundation <input checked="" type="checkbox"/> \$ (2) On foundation managers <input checked="" type="checkbox"/> \$			
e	Enter the reimbursement (if any) paid by the foundation during the year for political expenditure tax imposed on foundation managers <input checked="" type="checkbox"/> \$			
2	Has the foundation engaged in any activities that have not previously been reported to the IRS? <i>If "Yes," attach a detailed description of the activities.</i>	2		No
3	Has the foundation made any changes, not previously reported to the IRS, in its governing instrument, articles of incorporation, or bylaws, or other similar instruments? <i>If "Yes," attach a conformed copy of the changes.</i>	3		No
4a	Did the foundation have unrelated business gross income of \$1,000 or more during the year?	4a		No
b	If "Yes," has it filed a tax return on Form 990-T for this year?	4b		
5	Was there a liquidation, termination, dissolution, or substantial contraction during the year? <i>If "Yes," attach the statement required by General Instruction T.</i>	5		No
6	Are the requirements of section 508(e) (relating to sections 4941 through 4945) satisfied either: • By language in the governing instrument, or • By state legislation that effectively amends the governing instrument so that no mandatory directions that conflict with the state law remain in the governing instrument?	6	Yes	
7	Did the foundation have at least \$5,000 in assets at any time during the year? <i>If "Yes," complete Part II, col. (c), and Part XV.</i>	7	Yes	
8a	Enter the states to which the foundation reports or with which it is registered (see instructions): <input checked="" type="checkbox"/> PA			
b	If the answer is "Yes" to line 7, has the foundation furnished a copy of Form 990-PF to the Attorney General (or designate) of each state as required by General Instruction G? <i>If "No," attach explanation.</i>	8b	Yes	
9	Is the foundation claiming status as a private operating foundation within the meaning of section 4942(j)(3) or 4942(j)(5) for calendar year 2014 or the taxable year beginning in 2014 (see instructions for Part XIV)? <i>If "Yes," complete Part XIV.</i>	9		No
10	Did any persons become substantial contributors during the tax year? <i>If "Yes," attach a schedule listing their names and addresses.</i>	10		No

Part VII-A

Statements Regarding Activities *(continued)*

11	At any time during the year, did the foundation, directly or indirectly, own a controlled entity within the meaning of section 512(b)(13)? If "Yes," attach schedule (see instructions).	11		No
12	Did the foundation make a distribution to a donor advised fund over which the foundation or a disqualified person had advisory privileges? If "Yes," attach statement (see instructions)	12		No
13	Did the foundation comply with the public inspection requirements for its annual returns and exemption application?	13	Yes	
Website address N/A				
14	The books are in care of ROBERT L NAUSE Telephone no (717) 972-1305 Located at 4718 GETTYSBURG ROAD SUITE 405 MECHANICSBURG PA ZIP +4 17055			
15	Section 4947(a)(1) nonexempt charitable trusts filing Form 990-PF in lieu of Form 1041 —Check here and enter the amount of tax-exempt interest received or accrued during the year.	15		
16	At any time during calendar year 2014, did the foundation have an interest in or a signature or other authority over a bank, securities, or other financial account in a foreign country?	16	Yes	No
See instructions for exceptions and filing requirements for FinCEN Form 114, Report of Foreign Bank and Financial Accounts (FBAR) If "Yes", enter the name of the foreign country				

Part VII-B

Statements Regarding Activities for Which Form 4720 May Be Required

File Form 4720 if any item is checked in the "Yes" column, unless an exception applies.			Yes	No
1a	During the year did the foundation (either directly or indirectly)			
	(1) Engage in the sale or exchange, or leasing of property with a disqualified person? Yes No			
	(2) Borrow money from, lend money to, or otherwise extend credit to (or accept it from) a disqualified person? Yes No			
	(3) Furnish goods, services, or facilities to (or accept them from) a disqualified person? Yes No			
	(4) Pay compensation to, or pay or reimburse the expenses of, a disqualified person? Yes No			
	(5) Transfer any income or assets to a disqualified person (or make any of either available for the benefit or use of a disqualified person)? Yes No			
	(6) Agree to pay money or property to a government official? (Exception. Check "No" if the foundation agreed to make a grant to or to employ the official for a period after termination of government service, if terminating within 90 days). Yes No			
b	If any answer is "Yes" to 1a(1)–(6), did any of the acts fail to qualify under the exceptions described in Regulations section 53.4941(d)-3 or in a current notice regarding disaster assistance (see instructions)? Organizations relying on a current notice regarding disaster assistance check here.	1b		No
c	Did the foundation engage in a prior year in any of the acts described in 1a, other than excepted acts, that were not corrected before the first day of the tax year beginning in 2014?	1c		
2	Taxes on failure to distribute income (section 4942) (does not apply for years the foundation was a private operating foundation defined in section 4942(j)(3) or 4942(j)(5))			
a	At the end of tax year 2014, did the foundation have any undistributed income (lines 6d and 6e, Part XIII) for tax year(s) beginning before 2014? If "Yes," list the years 20 , 20 , 20 , 20 Yes No			
b	Are there any years listed in 2a for which the foundation is not applying the provisions of section 4942(a)(2) (relating to incorrect valuation of assets) to the year's undistributed income? (If applying section 4942(a)(2) to all years listed, answer "No" and attach statement—see instructions).	2b		
c	If the provisions of section 4942(a)(2) are being applied to any of the years listed in 2a, list the years here 20 , 20 , 20 , 20			
3a	Did the foundation hold more than a 2% direct or indirect interest in any business enterprise at any time during the year? Yes No			
b	If "Yes," did it have excess business holdings in 2014 as a result of (1) any purchase by the foundation or disqualified persons after May 26, 1969, (2) the lapse of the 5-year period (or longer period approved by the Commissioner under section 4943(c)(7)) to dispose of holdings acquired by gift or bequest, or (3) the lapse of the 10-, 15-, or 20-year first phase holding period? (Use Schedule C, Form 4720, to determine if the foundation had excess business holdings in 2014.).	3b		
4a	Did the foundation invest during the year any amount in a manner that would jeopardize its charitable purposes?	4a		No
b	Did the foundation make any investment in a prior year (but after December 31, 1969) that could jeopardize its charitable purpose that had not been removed from jeopardy before the first day of the tax year beginning in 2014?	4b		No

Part VII-B

Statements Regarding Activities for Which Form 4720 May Be Required (continued)

5a During the year did the foundation pay or incur any amount to				
(1) Carry on propaganda, or otherwise attempt to influence legislation (section 4945(e))?		<input type="checkbox"/> Yes	<input checked="" type="checkbox"/> No	
(2) Influence the outcome of any specific public election (see section 4955), or to carry on, directly or indirectly, any voter registration drive?		<input type="checkbox"/> Yes	<input checked="" type="checkbox"/> No	
(3) Provide a grant to an individual for travel, study, or other similar purposes?		<input type="checkbox"/> Yes	<input checked="" type="checkbox"/> No	
(4) Provide a grant to an organization other than a charitable, etc , organization described in section 4945(d)(4)(A)? (see instructions).		<input type="checkbox"/> Yes	<input checked="" type="checkbox"/> No	
(5) Provide for any purpose other than religious, charitable, scientific, literary, or educational purposes, or for the prevention of cruelty to children or animals?		<input type="checkbox"/> Yes	<input checked="" type="checkbox"/> No	
b If any answer is "Yes" to 5a(1)–(5), did any of the transactions fail to qualify under the exceptions described in Regulations section 53.4945 or in a current notice regarding disaster assistance (see instructions)?		5b		
Organizations relying on a current notice regarding disaster assistance check here.				<input type="checkbox"/>
c If the answer is "Yes" to question 5a(4), does the foundation claim exemption from the tax because it maintained expenditure responsibility for the grant?				<input type="checkbox"/> Yes <input type="checkbox"/> No
If "Yes," attach the statement required by Regulations section 53.4945–5(d).				
6a Did the foundation, during the year, receive any funds, directly or indirectly, to pay premiums on a personal benefit contract?		<input type="checkbox"/> Yes <input checked="" type="checkbox"/> No		
b Did the foundation, during the year, pay premiums, directly or indirectly, on a personal benefit contract?		6b		No
If "Yes" to 6b, file Form 8870.				
7a At any time during the tax year, was the foundation a party to a prohibited tax shelter transaction?		<input type="checkbox"/> Yes <input checked="" type="checkbox"/> No		
b If yes, did the foundation receive any proceeds or have any net income attributable to the transaction?		7b		

Part VIII

Information About Officers, Directors, Trustees, Foundation Managers, Highly Paid Employees, and Contractors

1 List all officers, directors, trustees, foundation managers and their compensation (see instructions).				
(a) Name and address	(b) Title, and average hours per week devoted to position	(c) Compensation (If not paid, enter -0-)	(d) Contributions to employee benefit plans and deferred compensation	(e) Expense account, other allowances
ROCCO A ORTENZIO	TRUSTEE	0	0	0
7 WESTWIND DR	5 00			
LEMOYNE, PA 17043				
JOHN M ORTENZIO	TRUSTEE	0	0	0
510 ORCHARD DR	5 00			
LEMOYNE, PA 17043				
ROBERT A ORTENZIO	TRUSTEE	0	0	0
1716 OLMSTEAD WAY E	5 00			
CAMP HILL, PA 17011				
MARTIN J ORTENZIO	TRUSTEE	0	0	0
12314 CLEGHORN RD	5 00			
COCKEYSVILLE, MD 21030				
2 Compensation of five highest-paid employees (other than those included on line 1—see instructions). If none, enter "NONE."				
(a) Name and address of each employee paid more than \$50,000	(b) Title, and average hours per week devoted to position	(c) Compensation	(d) Contributions to employee benefit plans and deferred compensation	(e) Expense account, other allowances
NONE				
Total number of other employees paid over \$50,000.				

Part VIII

3 Five highest-paid independent contractors for professional services (see instructions). If none, enter "NONE".

NONE

Total number of others receiving over \$50,000 for professional services. 1

Part IX-A

1

2

3

4

Part IX-B

1 N/A

2

All other program-related investments See instructions

3

Total. Add lines 1 through 3 ▶

Part X

Minimum Investment Return (All domestic foundations must complete this part. Foreign foundations, see instructions.)

1	Fair market value of assets not used (or held for use) directly in carrying out charitable, etc , purposes		
a	Average monthly fair market value of securities.	1a	16,880,795
b	Average of monthly cash balances.	1b	391,192
c	Fair market value of all other assets (see instructions).	1c	0
d	Total (add lines 1a, b, and c).	1d	17,271,987
e	Reduction claimed for blockage or other factors reported on lines 1a and 1c (attach detailed explanation).	1e	
2	Acquisition indebtedness applicable to line 1 assets.	2	
3	Subtract line 2 from line 1d.	3	17,271,987
4	Cash deemed held for charitable activities Enter 1 1/2% of line 3 (for greater amount, see instructions).	4	259,080
5	Net value of noncharitable-use assets. Subtract line 4 from line 3 Enter here and on Part V, line 4	5	17,012,907
6	Minimum investment return. Enter 5% of line 5.	6	850,645

Part XI

Distributable Amount (see instructions) (Section 4942(j)(3) and (j)(5) private operating foundations and certain foreign organizations check here ☐ and do not complete this part.)

1	Minimum investment return from Part X, line 6.	1	850,645
2a	Tax on investment income for 2014 from Part VI, line 5.	2a	11,050
b	Income tax for 2014 (This does not include the tax from Part VI).	2b	
c	Add lines 2a and 2b.	2c	11,050
3	Distributable amount before adjustments Subtract line 2c from line 1.	3	839,595
4	Recoveries of amounts treated as qualifying distributions.	4	
5	Add lines 3 and 4.	5	839,595
6	Deduction from distributable amount (see instructions).	6	
7	Distributable amount as adjusted Subtract line 6 from line 5 Enter here and on Part XIII, line 1.	7	839,595

Part XII

Qualifying Distributions (see instructions)

1	Amounts paid (including administrative expenses) to accomplish charitable, etc , purposes		
a	Expenses, contributions, gifts, etc —total from Part I, column (d), line 26.	1a	2,094,102
b	Program-related investments—total from Part IX-B.	1b	
2	Amounts paid to acquire assets used (or held for use) directly in carrying out charitable, etc , purposes.	2	
3	Amounts set aside for specific charitable projects that satisfy the		
a	Suitability test (prior IRS approval required).	3a	
b	Cash distribution test (attach the required schedule).	3b	
4	Qualifying distributions. Add lines 1a through 3b Enter here and on Part V, line 8, and Part XIII, line 4	4	2,094,102
5	Foundations that qualify under section 4940(e) for the reduced rate of tax on net investment income Enter 1% of Part I, line 27b (see instructions).	5	11,050
6	Adjusted qualifying distributions. Subtract line 5 from line 4.	6	2,083,052
Note: The amount on line 6 will be used in Part V, column (b), in subsequent years when calculating whether the foundation qualifies for the section 4940(e) reduction of tax in those years			

Part XIII

Undistributed Income (see instructions)

		(a) Corpus	(b) Years prior to 2013	(c) 2013	(d) 2014
1		Distributable amount for 2014 from Part XI, line 7			
2		Undistributed income, if any, as of the end of 2014			
a		Enter amount for 2013 only.			
b		Total for prior years 20____, 20____, 20____			
3		Excess distributions carryover, if any, to 2014			
a		From 2009.			
b		From 2010.			
c		From 2011.			
d		From 2012.			
e		From 2013.			
f		Total of lines 3a through e.			
4		Qualifying distributions for 2014 from Part XII, line 4 \$ 2,094,102			
a		Applied to 2013, but not more than line 2a			
b		Applied to undistributed income of prior years (Election required—see instructions).			
c		Treated as distributions out of corpus (Election required—see instructions).			
d		Applied to 2014 distributable amount.			
e		Remaining amount distributed out of corpus			
5		Excess distributions carryover applied to 2014 (If an amount appears in column (d), the same amount must be shown in column (a).)			
6		Enter the net total of each column as indicated below:			
a		Corpus Add lines 3f, 4c, and 4e Subtract line 5			
b		Prior years' undistributed income Subtract line 4b from line 2b.			
c		Enter the amount of prior years' undistributed income for which a notice of deficiency has been issued, or on which the section 4942(a) tax has been previously assessed.			
d		Subtract line 6c from line 6b Taxable amount—see instructions.			
e		Undistributed income for 2013 Subtract line 4a from line 2a Taxable amount—see instructions.			
f		Undistributed income for 2014 Subtract lines 4d and 5 from line 1 This amount must be distributed in 2015.			
7		Amounts treated as distributions out of corpus to satisfy requirements imposed by section 170(b)(1)(F) or 4942(g)(3) (Election may be required - see instructions).			
8		Excess distributions carryover from 2009 not applied on line 5 or line 7 (see instructions).			
9		Excess distributions carryover to 2015. Subtract lines 7 and 8 from line 6a.			
10		Analysis of line 9			
a		Excess from 2010.			
b		Excess from 2011.			
c		Excess from 2012.			
d		Excess from 2013.			
e		Excess from 2014.			

Part XIVPrivate Operating Foundations (see instructions and Part VII-A, question 9)

1a

If the foundation has received a ruling or determination letter that it is a private operating foundation, and the ruling is effective for 2014, enter the date of the ruling.

b

Check box to indicate whether the organization is a private operating foundation described in section 4942(j)(3) or 4942(j)(5)

☐ 4942(j)(3) or ☐ 4942(j)(5)

2a

Enter the lesser of the adjusted net income from Part I or the minimum investment return from Part X for each year listed

Tax year	Prior 3 years				(e) Total
(a) 2014	(b) 2013	(c) 2012	(d) 2011		
b 85% of line 2a					
c Qualifying distributions from Part XII, line 4 for each year listed					
d Amounts included in line 2c not used directly for active conduct of exempt activities					
e Qualifying distributions made directly for active conduct of exempt activities. Subtract line 2d from line 2c					
3 Complete 3a, b, or c for the alternative test relied upon					
a "Assets" alternative test—enter					
(1) Value of all assets					
(2) Value of assets qualifying under section 4942(j)(3)(B)(i)					
b "Endowment" alternative test— enter 2/3 of minimum investment return shown in Part X, line 6 for each year listed. . .					
c "Support" alternative test—enter					
(1) Total support other than gross investment income (interest, dividends, rents, payments on securities loans (section 512(a)(5)), or royalties)					
(2) Support from general public and 5 or more exempt organizations as provided in section 4942(j)(3)(B)(iii).					
(3) Largest amount of support from an exempt organization					
(4) Gross investment income					

Part XVSupplementary Information (Complete this part only if the organization had \$5,000 or more in assets at any time during the year—see instructions.)

1

Information Regarding Foundation Managers:

a

List any managers of the foundation who have contributed more than 2% of the total contributions received by the foundation before the close of any tax year (but only if they have contributed more than \$5,000) (See section 507(d)(2))

See Additional Data Table

b

List any managers of the foundation who own 10% or more of the stock of a corporation (or an equally large portion of the ownership of a partnership or other entity) of which the foundation has a 10% or greater interest

2

Information Regarding Contribution, Grant, Gift, Loan, Scholarship, etc., Programs:

Check here ☐ if the foundation only makes contributions to preselected charitable organizations and does not accept unsolicited requests for funds. If the foundation makes gifts, grants, etc. (see instructions) to individuals or organizations under other conditions, complete items 2a, b, c, and d

a

The name, address, and telephone number or e-mail address of the person to whom applications should be addressed

ROBERT A ORTENZIO
4718 GETTYSBURG RD - SUITE 405
MECHANICSBURG, PA 17055
(717) 972-1305

b

The form in which applications should be submitted and information and materials they should include

A LETTER STATING REQUEST FOR FUNDS AND EXPLANATION OF NEED

c

Any submission deadlines

APPLICATIONS ARE ACCEPTED AT ANY TIME

d

Any restrictions or limitations on awards, such as by geographical areas, charitable fields, kinds of institutions, or other factors

GRANTS ARE PRIMARILY RESTRICTED TO ROMAN CATHOLIC EDUCATIONAL INSTITUTIONS, TO PROVIDE SCHOLARSHIPS OR OTHER ASSISTANCE TO QUALIFIED STUDENTS WITH FINANCIAL NEED, WITH FIRST PREFERENCE BEING GIVEN TO STUDENTS WHO ARE MEMBERS OF ST ANN'S ROMAN CATHOLIC CHURCH, STEELTON, PENNSYLVANIA

Part XV

Supplementary Information (continued)

3 Grants and Contributions Paid During the Year or Approved for Future Payment

Recipient	If recipient is an individual, show any relationship to any foundation manager or substantial contributor	Foundation status of recipient	Purpose of grant or contribution	Amount
Name and address (home or business)				
a Paid during the year See Additional Data Table				
Total			3a	2,090,970
b Approved for future payment See Additional Data Table				
Total			3b	5,515,000

Enter gross amounts unless otherwise indicated

Part XVI-B Relationship of Activities to the Accomplishment of Exempt Purposes

Form **990-PF** (2014)

Part XVII

1	Did the organization directly or indirectly engage in any of the following with any other organization described in section 501(c) of the Code (other than section 501(c)(3) organizations) or in section 527, relating to political organizations?		Yes	No
a	Transfers from the reporting foundation to a noncharitable exempt organization of			
	(1) Cash.	1a(1)		No
	(2) Other assets.	1a(2)		No
b	Other transactions			
	(1) Sales of assets to a noncharitable exempt organization.	1b(1)		No
	(2) Purchases of assets from a noncharitable exempt organization.	1b(2)		No
	(3) Rental of facilities, equipment, or other assets.	1b(3)		No
	(4) Reimbursement arrangements.	1b(4)		No
	(5) Loans or loan guarantees.	1b(5)		No
	(6) Performance of services or membership or fundraising solicitations.	1b(6)		No
c	Sharing of facilities, equipment, mailing lists, other assets, or paid employees.	1c		No



[illegible]

2a Is the foundation directly or indirectly affiliated with, or related to, one or more tax-exempt organizations described in section 501(c) of the Code (other than section 501(c)(3)) or in section 527? ☐ Yes ☒ No

b If "Yes," complete the following schedule

(a) Name of organization	(b) Type of organization	(c) Description of relationship

Under penalties of perjury, I declare that I have examined this return, including accompanying schedules and statements, and to the best of my knowledge and belief, it is true, correct, and complete. Declaration of preparer (other than taxpayer) is based on all information of which preparer has any knowledge.

Sign Here  _____  _____

Signature of officer or trustee Date Title

May the IRS discuss this return with the preparer shown below (see instr)? ☒ Yes ☐ No

Paid Preparer Use Only	Print/Type preparer's name RICHARD A BLUIS CPA	Preparer's Signature	Date 2015-05-28	Check if self-employed <input checked="" type="checkbox"/>	PTIN P00486887
	Firm's name <input checked="" type="checkbox"/> MARTIN M SACKS & ASSOCIATES			Firm's EIN <input checked="" type="checkbox"/> 23-1979781	
	Firm's address <input checked="" type="checkbox"/> 4775 LINGLESTOWN RD STE 100 HARRISBURG, PA 17112			Phone no (717) 657-1300	

Form 990PF Part IV - Capital Gains and Losses for Tax on Investment Income - Columns a - d

(a) List and describe the kind(s) of property sold (e g , real estate, 2-story brick warehouse, or common stock, 200 shs MLC Co)	(b) How acquired P—Purchase D—Donation	(c) Date acquired (mo , day, yr)	(d) Date sold (mo , day, yr)
NET GAIN FROM PASS THRU ENTITIES	P	2014-01-01	2014-12-31
NET GAIN FROM PASS THRU ENTITIES	P	2013-12-01	2014-12-31
SEE ATTACHED JP MORGAN STMT 06186	P	2014-01-01	2014-12-31
SEE ATTACHED JP MORGAN STMT 06186	P	2014-01-01	2014-02-05
SEE ATTACHED JP MORGAN STMT 06186	P	2013-12-01	2014-12-31
SEE ATTACHED JP MORGAN STMT 06186	P	2013-12-01	2014-12-31
SEE ATTACHED JP MORGAN STMT 93126	P	2014-01-01	2014-12-31
SEE ATTACHED JP MORGAN STMT 93126	P	2013-12-01	2014-12-31
SEE ATTACHED JP MORGAN STMT 93126	P	2013-12-01	2014-12-31

Form 990PF Part IV - Capital Gains and Losses for Tax on Investment Income - Columns e - h

(e) Gross sales price	(f) Depreciation allowed (or allowable)	(g) Cost or other basis plus expense of sale	(h) Gain or (loss) (e) plus (f) minus (g)
		115	-115
2,262			2,262
2,608,288		2,463,554	144,734
193,630		192,988	642
1,210,694		1,110,936	99,758
1,283,695		970,187	313,508
909,411		945,823	-36,412
1,771,955		1,787,783	-15,828
302,076		302,275	-199


Form 990PF Part IV - Capital Gains and Losses for Tax on Investment Income - Columns i - l

Complete only for assets showing gain in column (h) and owned by the foundation on 12/31/69			(l) Gains (Col (h) gain minus col (k), but not less than -0-) or Losses (from col (h))
(i) F M V as of 12/31/69	(j) Adjusted basis as of 12/31/69	(k) Excess of col (i) over col (j), if any	
			-115
			2,262
			144,734
			642
			99,758
			313,508
			-36,412
			-15,828
			-199

Form 990PF Part XV Line 1a - List any managers of the foundation who have contributed more than 2% of the total contributions received by the foundation before the close of any tax year (but only if they have contributed more than \$5,000).

ROCCO A ORTENZIO
ROBERT A ORTENZIO
MARTIN J ORTENZIO
JOHN M ORTENZIO

Form 990PF Part XV Line 3 - Grants and Contributions Paid During the Year or Approved for Future Payment

Recipient	If recipient is an individual, show any relationship to any foundation manager or substantial contributor	Foundation status of recipient	Purpose of grant or contribution	Amount
Name and address (home or business)				
a <i>Paid during the year</i>				
UNIVERSITY OF NOTRE DAME 400 MAIN BUILDING NOTRE DAME,IN 46556	N/A	PUBLIC	ORGANIZATIONS EXEMPT PURPOSE	25,000
BISHOP MCDEVITT HS 1 CRUSADER WAY HARRISBURG,PA 17111	N/A	PUBLIC	CONSTRUCT EDUCATIONAL FACILITY	1,000,000
DIOCESE OF HARRISBURG CATHOLIC WITNESS 4800 UNION DEPOSIT ROAD HARRISBURG,PA 17111	N/A	PUBLIC	ORGANIZATIONS EXEMPT PURPOSE	2,000
HOLY SPIRIT HOSPITAL AUXILIARY 503 N 21ST STREET CAMP HILL,PA 17011	N/A	PUBLIC	ORGANIZATIONS EXEMPT PURPOSE	13,970
PINNACLE HEALTH PO BOX 8700 HARRISBURG,PA 171058700	N/A	PUBLIC	CONSTRUCT BUILDING	300,000
HOLY SPIRIT HEALTH SYSTEM 503 N 21ST STREET CAMP HILL,PA 17011	N/A	PUBLIC	ORGANIZATIONS EXEMPT PURPOSE	35,000
JEFFERSON FOUNDATION THOMAS JEFFERSON UNIVERSITY & HOSPITALS 925 CHESTNUT ST STE 100 PHILADELPHIA,PA 191074216	N/A	PUBLIC	ORGANIZATIONS EXEMPT PURPOSE	5,000
HAMILTON HEALTH CENTER 110 SOUTH 17TH STREET HARRISBURG,PA 17104	N/A	PUBLIC	ORGANIZATIONS EXEMPT PURPOSE	10,000
PENN STATE HERSHEY COLLEGE OF MEDICINE 600 CENTERVIEW DRIVE PO BOX 852 HERSHEY,PA 17033	N/A	PUBLIC	EDUCATIONAL ENDOWMENT	500,000
KESSLER FOUNDATION 300 EXECUTIVE DRIVE SUITE 70 WEST ORANGE,NJ 070523390	N/A	PUBLIC	CONSTRUCT BUILDING	200,000
Total  3a				2,090,970

TY 2014 Accounting Fees Schedule

Name: THE ROCCO AND NANCY ORTENZIO
FOUNDATION

EIN: 23-6805409

Category	Amount	Net Investment Income	Adjusted Net Income	Disbursements for Charitable Purposes
MARTIN M SACKS & ASSOCIATES, CP				
PREPARATION OF FROM 990-PF	4,675	1,558		3,117

TY 2014 Investments Corporate Bonds Schedule

Name: THE ROCCO AND NANCY ORTENZIO
FOUNDATION

EIN: 23-6805409

Name of Bond	End of Year Book Value	End of Year Fair Market Value
APOLLO INVESTMENT		
GENERAL ELECTRIC		
GOLDMAN SACHS	466,382	456,004
HCA INC		
LENNAR CORP	90,700	87,200
MORGAN STANLEY	97,459	100,420
BARCLAYS CAPITAL		
OPPENHEIMER SR FLOATING	310,482	303,763
OSTERWEIS STRATEGIC	649,105	629,808
PIMCO ALL ASSET		
PUTNAM DIVERSIFIED	326,468	316,239
WELLS FARGO ADVANTAGE		
VANGUARD SHORT TERM	2,346	2,346
SPDR BARCLAY'S SHORT TERM HIGH YIELD		
JPM STRAT INCOME OPPORT FD - SEL		
JPM FLOAT RATE INCOME FD - SEL		
DOUBLELINE INCOME SOLUTION		
MASCO CORP	152,600	149,759
HEALTHSOUTH CORP		
UNITED SURGICAL PARTNERS	367,438	347,750

Name of Bond	End of Year Book Value	End of Year Fair Market Value
DOUBLELINE FDS TR		
FIDELITY FLOATING RATE		
TRANSOCEAN INC 12/2016	149,675	149,803
TRANSOCEAN INC 10/2017	27,150	26,859
DISH DBS CORP	135,501	138,037
CHS COMMUNITY HEALTH SYS	212,454	208,650
CONSOL ENERGY	188,308	188,280
SELECT MEDICAL CORP	1,034,734	1,015,000
PIMCO FDS	106,411	103,311
RIVERNORTH FDS	667,500	655,993

TY 2014 Investments Corporate
Stock Schedule

Name: THE ROCCO AND NANCY ORTENZIO
FOUNDATION
EIN: 23-6805409

Name of Stock	End of Year Book Value	End of Year Fair Market Value
T ROWE PRICE CAPITAL APPRECIATION	305,019	374,713
VANGUARD DIVIDEND	102,537	123,363
VANGUARD GROWTH	593	939
VANGUARD LARGE CAP	3,628	4,814
FPA CRESCENT FUND	110,838	137,237
GREENSPRING FUND		
IVA WORLDWIDE	91,544	102,686
SELECT MEDICAL CORP	528,591	7,662,989
VANGUARD SMALL CAP	574	933
VANGUARD REIT	1,580	2,430
THORNBURG INVEST		
APPLE INC	211,676	371,429
GENERAL ELECTRIC	112,108	167,035
MICROSOFT	146,641	313,537
SPDR DOW JONES INDUSTRIAL AVERAGE	2,155	3,380
SPDR S&P 500 ETF TRUST	202,285	209,240
MIDCAP SPDR TRUST SERIES 1	1,138	2,640
VANGUARD FTSE PACIFIC ETF	798	796
SPDR GOLD TRUST	2,119	2,158
PROSHARES SHORT S&P 500	1,541	1,437
VANGUARD FTSE EUROPE ETF	6,223	5,346
ISHARES MSCI EMERGING MARKET INDEX	3,082	2,790
JPM CONT BUFF EQ WTI	200,000	115,660
TWEEDY BROWNE GLOBAL VALUE	157,530	146,294

TY 2014 Investments Government Obligations Schedule

Name: THE ROCCO AND NANCY ORTENZIO
FOUNDATION

EIN: 23-6805409

**US Government Securities - End of
Year Book Value:** 880,153

**US Government Securities - End of
Year Fair Market Value:** 888,304

**State & Local Government
Securities - End of Year Book
Value:**

**State & Local Government
Securities - End of Year Fair
Market Value:**

TY 2014 Investments - Other Schedule

Name: THE ROCCO AND NANCY ORTENZIO
FOUNDATION

EIN: 23-6805409

Category / Item	Listed at Cost or FMV	Book Value	End of Year Fair Market Value
LIMITED PARTNERSHIP INTERESTS IN			
INVESTMENT PARTNERSHIPS:			
SELECT STRATEGY PARTNERS, L.P.	FMV	65,666	52,959

TY 2014 Other Assets Schedule

Name: THE ROCCO AND NANCY ORTENZIO
FOUNDATION
EIN: 23-6805409

Description	Beginning of Year - Book Value	End of Year - Book Value	End of Year - Fair Market Value
ACCRUED INTEREST PAID		24,878	24,878

TY 2014 Other Expenses Schedule

Name: THE ROCCO AND NANCY ORTENZIO
FOUNDATION

EIN: 23-6805409

Description	Revenue and Expenses per Books	Net Investment Income	Adjusted Net Income	Disbursements for Charitable Purposes
EXPENSES				
ASSET MGMT AND CUSTODY FEES	49,792	49,792		
MISCELLANEOUS	1,045			15
DEDUCTIONS FROM INVESTMENT				
PASS-THRU ENTITIES	1,363	1,363		

TY 2014 Other Income Schedule

Name: THE ROCCO AND NANCY ORTENZIO
FOUNDATION

EIN: 23-6805409

Description	Revenue And Expenses Per Books	Net Investment Income	Adjusted Net Income
TAXES - 990-PF REFUND	1,298		

TY 2014 Taxes Schedule

Name: THE ROCCO AND NANCY ORTENZIO
FOUNDATION

EIN: 23-6805409

Category	Amount	Net Investment Income	Adjusted Net Income	Disbursements for Charitable Purposes
FOREIGN TAX WITHHELD ON DIVIDEND	374	374		

Capital Gain and Loss Schedule

THE ROCCO & NANCY ORTENZIO FDN
Account Number: Q 06186-00-3

Short-Term Covered

* Code W Indicates Wash Sale

L Indicates a Nondeductible Loss other than a Wash Sale

** Ordinary Income D Indicates Ordinary Income gain or loss

F Indicates Foreign Exchange gain or loss on Capital transactions

Stock and
other symbol

Cusip

Description

Code*

Date Acquired
Date Sold

Units

Sales
Price

Cost or
Other Basis

Adjustments to
gain or loss

Gain or Loss
Ordinary Income**

APPLE INC.	AAPL	07/26/13	4,655 000	429,159 16	292,824.44		136,334.72
BARCLAYS BANK PLC IPATH S&P 500 VIX	037833100	06/12/14					
SHT TM FUT	VXX	03/03/14	500.000	21,433 17	23,219.85		-1,786.68
BARCLAYS BANK PLC IPATH S&P 500 VIX	06742E711	03/05/14					
SHT TM FUT	VXX	03/03/14	500.000	23,974.21	23,219.85		754.36
DOUBLELINE INCOME SOLUTIONS	06742E711	03/14/14					
HEALTH CARE SELECT SECTOR SPDR FUND	DSL	Various	6,645.000	139,096 69	140,398.42		-1,301.73
ISHARES S&P PREF STK INDEX FUND	258622109	01/27/14					
JPM FLOAT RATE INC FD - SEL	XLV	01/15/14	2,600.000	146,692.13	148,266.82		-1,574.69
FUND 2808	81369Y209	04/10/14					
JPM STRAT INC OPP FD - SEL	PFF	02/10/14	5,100.000	201,003 89	193,522.05		7,481.84
FUND 3844	464288687	12/04/14					
MIDCAP SPDR TRUST SERIES 1	JPHS	07/03/14	10,375.494	103,132.41	105,000.00		-1,867.59
PROSHARES ULTRASHORT S&P500 NEW	48121L510	10/29/14					
PROSHARES ULTRASHORT S&P500 NEW	JSOS	Various	16,863 419	200,000.15	200,000.00		.15
PROSHARES ULTRASHORT S&P500 NEW	4812A4351	08/19/14					
PROSHARES ULTRASHORT S&P500 NEW	MDY	06/17/14	1.000	257.64	257.82		-.18
PROSHARES ULTRASHORT S&P500 NEW	78467Y107	06/17/14					
PROSHARES ULTRASHORT S&P500 NEW	SDS	02/03/14	1,500 000	48,853.54	48,506.10		347.44
PROSHARES ULTRASHORT S&P500 NEW	74347B300	02/04/14					
PROSHARES ULTRASHORT S&P500 NEW	SDS	02/03/14	1,500.000	47,136.82	48,506.10		-1,369.28
PROSHARES ULTRASHORT S&P500 NEW	74347B300	02/07/14					
PROSHARES ULTRASHORT S&P500 NEW	SDS	Various	1,600.000	46,517 42	51,463 54		-4,946 12
	74347B300	02/24/14					

THE ROCCO & NANCY ORTENZIO FDN
Account Number: Q 06186-00-3

Capital Gain and Loss Schedule

Short-Term Covered

* Code W indicates Wash Sale
L indicates a Nondeductible Loss other than a Wash Sale
-- Ordinary Income D indicates Ordinary Income gain or loss
F indicates Foreign Exchange gain or loss on Capital transactions
Stock and other symbol Cusp

Description	Code *	Date Acquired Date Sold	Units	Sales Price	Cost or Other Basis	Adjustments to gain or loss	Gain or Loss Ordinary Income **
PROSHARES ULTRASHORT S&P500 NEW	SDS 74347B300	Various 03/04/14	2,150.000	61,091.18	67,633.72		-6,542.54
PROSHARES ULTRASHORT S&P500 NEW	SDS 74347B300	03/03/14 03/06/14	2,500.000	70,436.27	74,122.00		-3,685.73
PROSHARES ULTRASHORT S&P500 NEW	SDS 74347B300	03/03/14 03/21/14	2,150.000	60,673.37	63,744.92		-3,071.55
PROSHARES ULTRASHORT S&P500 NEW	SDS 74347B300	03/03/14 04/04/14	500.000	14,217.18	14,824.40		-607.22
PROSHARES ULTRASHORT S&P500 NEW	SDS 74347B300	03/03/14 04/07/14	1,100.000	32,025.79	32,613.68		-587.89
PROSHARES ULTRASHORT S&P500 NEW	SDS 74347B300	10/10/14 10/15/14	3,900.000	107,607.97	101,089.56		6,518.41
PROSHARES SHORT S&P 500	SH 74347R503	Various 10/20/14	3,500.000	83,036.36	81,725.94		1,310.42
PROSHARES SHORT S&P 500	SH 74347R503	10/01/14 10/21/14	3,500.000	82,160.68	81,706.45		454.23
PROSHARES TR SHRT 20+YR TRE	TBF 74347X849	09/05/13 02/26/14	875.000	27,011.64	29,047.12		-2,035.48
PROSHARES TR SHRT 20+YR TRE	TBF 74347X849	09/05/13 03/27/14	875.000	26,350.03	29,047.11		-2,697.08
SPDR BARCLAYS SHORT TERM HIGH YIELD BOND ETF	78468R408	10/17/13 07/25/14	6,500.000	198,801.35	199,555.20		-753.85
SPDR DOW JONES INDUSTRIAL AVERAGE ETF TRUST	DIA 78467X109	Various 06/17/14	5.000	838.11	838.07		.04



Capital Gain and Loss Schedule

THE ROCCO & NANCY ORTENZIO FDN
Account Number: Q 06186-00-3

Short-Term Covered

* Code. W indicates Wash Sale
L indicates a Nondeductible Loss other than a Wash Sale
** Ordinary Income: D indicates Ordinary Income gain or loss
F indicates Foreign Exchange gain or loss on Capital Transactions

Description	Stock and other symbol	Cusip	Code *	Date Acquired Date Sold	Units	Sales Price	Cost or Other Basis	Adjustments to gain or loss	Gain or Loss Ordinary Income **
SPDR DOW JONES INDUSTRIAL AVERAGE ETF TRUST	DIA	78467X109		06/02/14 12/15/14	999.000	171,279.86	167,166.37		4,113.49
SPDR S&P 500 ETF TRUST	SPY	78462F103		Various 06/17/14	9.000	1,748.25	1,554.26		193.99
SPDR SERIES TRUST BARCLAYS HIGH YIELD BOND ETF	JNK	78464A417		07/02/13 06/17/14	7.000	290.88	276.89		13.99
VANGUARD DIVIDEND APPRECIATION INDEX FUND	VIG	921908844		09/09/13 01/24/14	2,000.000	143,647.49	137,589.80		6,057.69
VANGUARD DIVIDEND APPRECIATION INDEX FUND	VIG	921908844		08/22/13 06/12/14	1,500.000	115,834.93	102,287.70		13,547.23
VANGUARD FTSE PACIFIC ETF	VPL	922042866		07/02/13 06/17/14	22.000	1,351.76	1,253.45		98.31
VANGUARD REIT ETF	VNQ	922908553		07/02/13 06/17/14	15.000	1,110.28	1,031.07		79.21
VANGUARD LARGE-CAP ETF	VV	922908637		07/02/13 06/17/14	17.000	1,517.83	1,261.49		256.34
Total Short-Term Covered						2,608,288.44	2,463,554.19		144,734.25



Capital Gain and Loss Schedule

THE ROCCO & NANCY ORTENZIO FDN
Account Number. Q 06186-00-3

Short-Term Noncovered

* Code W indicates Wash Sale

L indicates a Nondeductible Loss other than a Wash Sale

** Ordinary Income D indicates Ordinary Income gain or loss

F indicates Foreign Exchange gain or loss on Capital transactions
Stock and
other symbol
Cusip

Description	Code*	Date Acquired Date Sold	Units	Sales Price	Cost or Other Basis	Adjustments to gain or loss	Gain or Loss Ordinary Income**
APOLLO INVESTMENT CORP		Various	80,000.000	84,880.00	84,425.00		455.00
CV 5 3/4% JAN 15 2016	03761UAE6	02/05/14					
DTD 01/25/2011							
HCA INC		Various	100,000.000	108,750.00	108,562.50		187.50
6 1/2% FEB 15 2016	404119AR0	02/05/14					
DTD 2/8/2006							
Total Short-Term Noncovered				193,630.00	192,987.50		642.50



* Code. W indicates Wash Sale

L indicates a Nondeductible Loss other than a Wash Sale

** Ordinary Income D indicates Ordinary Income gain or loss

F indicates Foreign Exchange gain or loss on Capital transactions
Stock and
other Symbol
Cusip

Capital Gain and Loss Schedule

THE ROCCO & NANCY ORTENZIO FDN
Account Number: Q 06186-00-3

Long-Term Covered

Description	Code*	Date Acquired Date Sold	Units	Sales Price	Cost or Other Basis	Adjustments to gain or loss	Gain or Loss Ordinary Income**
APPLE INC.	AAPL 037833100	07/26/13 11/20/14	1,290.000	150,288.12	81,147.91		69,140.21
ISHARES BARCLAYS 7-10 YEAR TREASURY BOND FUND	IEF 464287440	02/21/13 06/03/14	1,400.000	144,194.85	148,897.00		-4,702.15
JPM FLOAT RATE INC FD - SEL FUND 2808	JPHS 48121L510	Various 10/20/14	30,364.372	300,000.00	307,591.09		-7,591.09
JPM FLOAT RATE INC FD - SEL FUND 2808	JPHS 48121L510	04/17/13 10/29/14	18,993.970	188,800.06	192,408.91		-3,608.85
JPM STRAT INC OPP FD - SEL FUND 3844	JSOS 4812A4351	07/26/13 08/19/14	16,806.723	199,327.73	200,000.00		-672.27
MICROSOFT CORP	MSFT 594918104	03/24/11 03/25/14	3,200.000	128,365.48	82,436.80		45,928.68
SPDR BARCLAYS SHORT TERM HIGH YIELD BOND ETF	78468R408	07/11/13 07/25/14	3,200.000	97,871.43	97,175.36		696.07
SPDR DOW JONES INDUSTRIAL AVERAGE ETF TRUST	DIA 78467X109	07/02/13 12/15/14	1 000	171 45	150.05		21.40
SPDR S&P 500 ETF TRUST	SPY 78462F103	06/11/12 06/17/14	2.000	388.50	266.27		122.23
VANGUARD GROWTH VIPERS	VUG 922908736	06/11/12 06/17/14	12.000	1,171.53	791 10		380.43
VANGUARD SMALL CAPITAL ETF	VB 922908751	06/11/12 06/17/14	1 000	115 48	71.74		43.74
Total Long-Term Covered				1,210,694.63	1,110,936.23		99,758.40



THE ROCCO & NANCY ORTENZIO FDN
Account Number. Q 06186-00-3

Capital Gain and Loss Schedule

Long-Term Noncovered

* Code W indicates Wash Sale

L indicates a Nondeductible Loss other than a Wash Sale

** Ordinary Income D indicates Ordinary Income gain or loss

F indicates Foreign Exchange gain or loss on Capital transactions

Stock and
other symbol

Description	Code*	Date Acquired Date Sold	Units	Sales Price	Cost or Other Basis	Adjustments to gain or loss	Gain or Loss Ordinary Income**
APOLLO INVESTMENT CORP CV 5 3/4% JAN 15 2016 DTD 01/25/2011	03761UAE6	Various 02/05/14	165,000.000	175,065.00	170,862.50		4,202.50
GENERAL ELECTRIC CO	GE	05/06/10 12/09/14	6,610.000	167,064.05	112,107.59		54,956.46
GENERAL ELECTRIC CAPITAL CORP MEDIUM TERM NOTES 5% JAN 8 2016 DTD 1/9/2006	369604103 36962GU69	03/04/08 07/01/14	100,000.000	106,410.00	99,750.00		6,660.00
HCA INC 6 1/2% FEB 15 2016 DTD 2/8/2006	404119AR0	06/28/12 02/05/14	45,000.000	48,937.50	48,285.00		652.50
HEALTHSOUTH CORP 7 1/4% OCT 01 2018 DTD 10/07/2010	421924BH3	Various 10/01/14	184,000.000	190,670.00	198,871.46		-8,201.46
MICROSOFT CORP	MSFT 594918104	Various 03/25/14	6,800.000	272,776.64	171,537.48		101,239.16
MICROSOFT CORP	MSFT 594918104	08/17/10 11/20/14	3,090.000	150,001.97	76,863.75		73,138.22
MICROSOFT CORP	MSFT 594918104	08/17/10 12/10/14	3,667.000	171,882.41	91,216.62		80,665.79
MIDCAP SPDR TRUST SERIES 1	MDY 78467Y107	01/27/10 06/17/14	1.000	257.63	113.81		143.82
SPDR GOLD TRUST COST BASIS ALLOC. RATE 0.000336659	78463V107	00/00/00 01/14/14		.24	.00		.24
SPDR GOLD TRUST COST BASIS ALLOC. RATE 0.000307620	78463V107	00/00/00 02/19/14		.23	00		.23

J.P.Morgan



Capital Gain and Loss Schedule

THE ROCCO & NANCY ORTENZIO FDN
Account Number: Q 06186-00-3

Long-Term Noncovered

* Code W indicates Wash Sale
L indicates a Nondeductible Loss other than a Wash Sale
** Ordinary Income D indicates Ordinary Income gain or loss
F indicates Foreign Exchange gain or loss on Capital Transactions
Stock and other symbol

Description	Cusip	Code*	Date Acquired Date Sold	Units	Sales Price	Cost or Other Basis	Adjustments to gain or loss	Gain or Loss Ordinary Income**
SPDR GOLD TRUST			00/00/00		22	.00		22
COST BASIS ALLOC. RATE 0.000271395	78463V107		03/17/14					
SPDR GOLD TRUST			00/00/00		.25	.00		.25
COST BASIS ALLOC. RATE 0.000325135	78463V107		04/10/14					
SPDR GOLD TRUST			00/00/00		.26	00		.26
COST BASIS ALLOC. RATE 0.000342891	78463V107		05/16/14					
SPDR GOLD TRUST			00/00/00		.25	.00		.25
COST BASIS ALLOC. RATE 0.000336360	78463V107		06/17/14					
SPDR GOLD TRUST			00/00/00		72	.00		.72
COST BASIS ALLOC. RATE 0.000295535	78463V107		07/10/14					
SPDR GOLD TRUST			00/00/00		.79	.00		.79
COST BASIS ALLOC. RATE 0.000329195	78463V107		08/13/14					
SPDR GOLD TRUST			00/00/00		90	.00		.90
COST BASIS ALLOC. RATE 0.000395125	78463V107		09/11/14					
SPDR GOLD TRUST			00/00/00		.74	.00		.74
COST BASIS ALLOC. RATE 0.000332755	78463V107		10/10/14					
SPDR GOLD TRUST			00/00/00		.76	.00		.76
COST BASIS ALLOC. RATE 0.000357831	78463V107		11/13/14					
SPDR GOLD TRUST			00/00/00		.75	.00		.75
COST BASIS ALLOC. RATE 0.000339848	78463V107		12/11/14					
SPDR SERIES TRUST	JNK		06/18/10	15.000	623.30	579.08		44.22
BARCLAYS HIGH YIELD BOND ETF	78464A417		06/17/14					
Total Long-Term Noncovered					1,283,694.61	970,187.29		313,507.32



* Code W indicates Wash Sale

L indicates a Nondeductible Loss other than a Wash Sale

** Ordinary Income: D indicates Ordinary Income gain or loss

F indicates Foreign Exchange gain or loss on Capital transactions
Stock and
other symbol

Capital Gain and Loss Schedule

THE ROCCO & NANCY ORTENZIO FDN
Account Number: Q 93126-00-3

Short-Term Covered

Description	Cusp	Code *	Date Acquired Date Sold	Units	Sales Price	Cost or Other Basis	Adjustments to gain or loss	Gain or Loss Ordinary Income **
DOUBLELINE TOTAL RET BD-I	DBLT 258620103		08/19/14 10/29/14	1,742.540	19,185.37	19,185.37		.00
DOUBLELINE TOTAL RET BD-I	DBLT 258620103		08/19/14 11/21/14	5,909.091	65,000.00	65,059.09		-59.09
DOUBLELINE FDS TR EMRGN INCM I	DBLE 258620509		08/19/14 12/16/14	18,382.353	186,029.41	200,000.00		-13,970.59
FPA CRESCENT FUND	FPAC 30254T759		Various 10/29/14	1,475.361	50,000.00	49,154.54		845.46
GREENSPRING FUND INC COM	GRSP 395724107		08/22/13 06/18/14	131.590	3,551.61	3,412.13		139.48
OPPENHEIMER SR FLOATING RATE CL Y	OOSY 68381K408		02/24/14 11/21/14	8,495.146	70,000.00	71,359.22		-1,359.22
OPPENHEIMER SR FLOATING RATE CL Y	OOSY 68381K408		Various 12/17/14	15,453.601	124,246.95	129,810.24		-5,563.29
PIMCO ALL ASSET ALL AUTHORITY FUND	PAUD 72200Q190		Various 04/09/14	519.808	5,270.85	5,194.65		86.20
PIMCO FDS INCOME FD CL D	POND 72201F458		06/18/14 12/16/14	8,156.607	100,000.00	103,588.91		-3,588.91
PROFESSIONALLY MANAGED PORTFOLIOS THE OSTERWEIS STRATEGIC INCOME FUND	OSTI 742935489		02/24/14 11/17/14	1,280.956	15,000.00	15,384.28		-384.28
PROFESSIONALLY MANAGED PORTFOLIOS THE OSTERWEIS STRATEGIC INCOME FUND	OSTI 742935489		02/24/14 11/21/14	5,988.024	70,000.00	71,916.17		-1,916.17
PUTNAM DIVERSIFIED INCOME TR SH BEN INT Y	PDVY 746704501		Various 10/16/14	19,562.072	146,519.92	154,730.00		-8,210.08



THE ROCCO & NANCY ORTENZIO FDN
Account Number: Q 93126-00-3

Capital Gain and Loss Schedule

Short-Term Covered

* Code: W Indicates Wash Sale L Indicates a Nondeductible Loss other than a Wash Sale ** Ordinary Income D Indicates Ordinary Income gain or loss F Indicates Foreign Exchange gain or loss on Capital transactions Stock and other symbol Cusp									
Description	Code*	Date Acquired Date Sold	Units	Sales Price	Cost or Other Basis	Adjustments to gain or loss	Gain or Loss Ordinary Income **		
TWEEDY BROWNE GLOBAL VALUE	TBGV	06/18/14	1,871.257	50,000.00	52,470.05	.	-2,470.05		
	901165100	10/29/14							
VANGUARD FI SEC SHRT BD PORTFOLIO	VFST	08/26/13	428.570	4,607.13	4,568.55		38.58		
FUND 39	922031406	06/18/14							
Total Short-Term Covered				909,411.24	945,823.20		-36,411.96		



* Code W indicates Wash Sale

L indicates a Nondeductible Loss other than a Wash Sale

** Ordinary Income D indicates Ordinary Income gain or loss

F indicates Foreign Exchange gain or loss on Capital transactions
Stock and
other symbol
Cusip

Capital Gain and Loss Schedule

THE ROCCO & NANCY ORTENZIO FDN

Account Number: Q 93126-00-3

Long-Term Covered

Description	Cusip	Code*	Date Acquired Date Sold	Units	Sales Price	Cost or Other Basis	Adjustments to gain or loss	Gain or Loss Ordinary Income**
DOUBLELINE TOTAL RET BD-I	DBLT 258620103		02/16/12 10/29/14	8,702.510	95,814.63	97,382.75		-1,568.12
DOUBLELINE FDS TR DBLLNE FLTRT I	DBFR 258620848		Various 09/12/14	49,241.613	496,355.46	500,000.00		-3,644.54
FIDELITY FLOATING RATE HIGH INCOME FUND	FFRH 315916783		02/28/13 08/05/14	30,150.754	299,095.48	300,000.00		-904.52
GREENSPRING FUND INC COM	GRSP 395724107		Various 10/21/14	11,154.080	280,971.28	287,587.87		-6,616.59
OPPENHEIMER SR FLOATING RATE CL Y	OOSY 68381K408		08/19/13 12/17/14	21,859.832	175,753.05	182,968.36		-7,215.31
PIMCO ALL ASSET ALL AUTHORITY FUND	PAUD 72200Q190		Various 04/09/14	214.426	2,174.28	2,274.62		-100.34
PUTNAM DIVERSIFIED INCOME TR SH BEN INT Y	PDVY 746704501		05/29/13 10/16/14	2,467.300	18,480.08	19,465.47		-985.39
PUTNAM DIVERSIFIED INCOME TR SH BEN INT Y	PDVY 746704501		05/29/13 10/21/14	13,227.513	100,000.00	104,356.86		-4,356.86
THORNBURG INV INCOME BUIL-I INV INCM BLD I	TIBI 885215467		01/18/13 02/10/14	9,401.117	194,509.11	184,637.94		9,871.17
WELLS FARGO ADVANTAGE SHORT TERM HIGH YIELD BOND FUND	STHB 949917629		Various 08/05/14	13,349.848	108,801.26	109,109.43		-308.17
Total Long-Term Covered					1,771,954.63	1,787,783.30		-15,828.67



* Code W indicates Wash Sale

L indicates a Nondeductible Loss other than a Wash Sale

** Ordinary Income D indicates Ordinary Income gain or loss

F indicates Foreign Exchange gain or loss on Capital transactions

Stock and
other symbol
CUSIP

Capital Gain and Loss Schedule

THE ROCCO & NANCY ORTENZIO FDN
Account Number. Q 93126-00-3

Long-Term Noncovered

Description	Code*	Date Acquired Date Sold	Units	Sales Price	Cost or Other Basis	Adjustments to gain or loss	Gain or Loss Ordinary Income**
GREENSPRING FUND INC COM	GRSP 395724107	08/26/11 10/21/14	131 594	3,314.85	2,992.46		322.39
METROPOLITAN WEST FDS TOTAL RET BD	MWTR 592905103	02/17/10 10/29/14	5,220.290	56,796.76	52,620.53		4,176.23
PIMCO ALL ASSET ALL AUTHORITY FUND	PAUD 72200Q190	Various 04/09/14	9,819.451	99,569.24	106,026.00		-6,456.76
PIMCO FDS PAC INVT MGMT SER SHORT TERM D	PSHD 693391690	Various 06/18/14	106.579	1,055.13	1,051.94		3.19
PIMCO TOTAL RETURN FUND SER D	PTTD 693391674	Various 04/09/14	12,927.054	140,000.00	138,276.46		1,723.54
PIMCO TOTAL RETURN FUND SER D	PTTD 693391674	08/26/08 06/18/14	123 000	1,340.70	1,308.06		32.64
Total Long-Term Noncovered				302,076.68	302,275.45		-198.77