



See a Social Security Number? Say Something!
Report Privacy Problems to <https://public.resource.org/privacy>
Or call the IRS Identity Theft Hotline at 1-800-908-4490



Return of Private Foundation

or Section 4947(a)(1) Trust Treated as Private Foundation

Do not enter social security numbers on this form as it may be made public.

Information about Form 990-PF and its separate instructions is at www.irs.gov/form990pf.

For calendar year 2014 or tax year beginning , 2014, and ending , 20

Name of foundation
SYLVIA & STANLEY SHIRVAN FDN

A Employer identification number
22-3140652

Number and street (or P O box number if mail is not delivered to street address) Room/suite
23 FARVIEW ROAD

B Telephone number (see instructions)
(973) 779-3434

City or town, state or province, country, and ZIP or foreign postal code
TENAFLY, NJ 07670

C If exemption application is pending, check here ☐

G Check all that apply. Initial return ☐ Final return ☐ Initial return of a former public charity ☐ Amended return ☐ Address change ☐ Name change ☐

D 1 Foreign organizations, check here ☐

2 Foreign organizations meeting the 85% test, check here and attach computation ☐

H Check type of organization: ☒ Section 501(c)(3) exempt private foundation ☐ Section 4947(a)(1) nonexempt charitable trust ☐ Other taxable private foundation


E If private foundation status was terminated under section 507(b)(1)(A), check here ☐

I Fair market value of all assets at end of year (from Part II, col. (c), line 16) **\$ 3,914,935.** J Accounting method: ☒ Cash ☐ Accrual ☐ Other (specify) _____ (Part I, column (d) must be on cash basis)

F If the foundation is in a 60-month termination under section 507(b)(1)(B), check here ☐

Part I Analysis of Revenue and Expenses (The total of amounts in columns (b), (c), and (d) may not necessarily equal the amounts in column (a) (see instructions))

	(a) Revenue and expenses per books	(b) Net investment income	(c) Adjusted net income	(d) Disbursements for charitable purposes (cash basis only)
1 Contributions, gifts, grants, etc., received (attach schedule)				
2 Check <input type="checkbox"/> if the foundation is not required to attach Sch. B				
3 Interest on savings and temporary cash investments	6.	6.		ATCH 1
4 Dividends and interest from securities	66,463.	66,463.		ATCH 2
5a Gross rents				
b Net rental income or (loss)				
6a Net gain or (loss) from sale of assets not on line 10	479,783.			
b Gross sales price for all assets on line 6a	1,399,626.			
7 Capital gain net income (from Part IV, line 2)		479,783.		
8 Net short-term capital gain				
9 Income modifications				
10a Gross sales less returns and allowances				
b Less Cost of goods sold				
c Gross profit or (loss) (attach schedule)				
11 Other income (attach schedule) ATCH. 3	2,019.	887.		
12 Total. Add lines 1 through 11	548,271.	547,139.		
13 Compensation of officers, directors, trustees, etc.	0			
14 Other employee salaries and wages				
15 Pension plans, employee benefits				
16a Legal fees (attach schedule)				
b Accounting fees (attach schedule)				
c Other professional fees (attach schedule) [4]	37,240.	37,240.		
17 Interest				
18 Taxes (attach schedule) (see instructions) [5]	10,907.	865.		
19 Depreciation (attach schedule) and depletion				
20 Occupancy				
21 Travel, conferences, and meetings				
22 Printing and publications				
23 Other expenses (attach schedule)				
24 Total operating and administrative expenses. Add lines 13 through 23	48,147.	38,105.		
25 Contributions, gifts, grants paid	181,015.			181,800.
26 Total expenses and disbursements. Add lines 24 and 25	229,162.	38,105.		181,800.
27 Subtract line 26 from line 12:				
a Excess of revenue over expenses and disbursements	319,109.			
b Net investment income (if negative, enter -0-)		509,034.		
c Adjusted net income (if negative, enter -0-)				



Part II Balance Sheets		Attached schedules and amounts in the description column should be for end-of-year amounts only (See instructions)		Beginning of year	End of year	
				(a) Book Value	(b) Book Value	(c) Fair Market Value
Assets	1	Cash - non-interest-bearing				
	2	Savings and temporary cash investments	50,539.	101,220.	101,220.	
	3	Accounts receivable ▶				
		Less allowance for doubtful accounts ▶				
	4	Pledges receivable ▶				
		Less allowance for doubtful accounts ▶				
	5	Grants receivable				
	6	Receivables due from officers, directors, trustees, and other disqualified persons (attach schedule) (see instructions)				
	7	Other notes and loans receivable (attach schedule) ▶				
		Less allowance for doubtful accounts ▶				
	8	Inventories for sale or use				
	9	Prepaid expenses and deferred charges				
	10 a	Investments - U S and state government obligations (attach schedule)				
	b	Investments - corporate stock (attach schedule) ATCH 6	2,402,397.	2,668,174.	3,813,715.	
	c	Investments - corporate bonds (attach schedule)				
	11	Investments - land, buildings, and equipment basis ▶				
	Less accumulated depreciation (attach schedule) ▶					
12	Investments - mortgage loans					
13	Investments - other (attach schedule)					
14	Land, buildings, and equipment basis ▶					
	Less accumulated depreciation (attach schedule) ▶					
15	Other assets (describe ▶)					
16	Total assets (to be completed by all filers - see the instructions. Also, see page 1, item I)	2,452,936.	2,769,394.	3,914,935.		
Liabilities	17	Accounts payable and accrued expenses				
	18	Grants payable				
	19	Deferred revenue				
	20	Loans from officers, directors, trustees, and other disqualified persons				
	21	Mortgages and other notes payable (attach schedule)				
	22	Other liabilities (describe ▶)				
23	Total liabilities (add lines 17 through 22)	0	0			
Net Assets or Fund Balances	Foundations that follow SFAS 117, check here ▶ <input type="checkbox"/>					
	and complete lines 24 through 26 and lines 30 and 31.					
	24	Unrestricted				
	25	Temporarily restricted				
	26	Permanently restricted				
	Foundations that do not follow SFAS 117, . . . ▶ <input checked="" type="checkbox"/>					
	check here and complete lines 27 through 31.					
	27	Capital stock, trust principal, or current funds				
	28	Paid-in or capital surplus, or land, bldg, and equipment fund				
	29	Retained earnings, accumulated income, endowment, or other funds	2,452,936.	2,769,394.		
30	Total net assets or fund balances (see instructions)	2,452,936.	2,769,394.			
31	Total liabilities and net assets/fund balances (see instructions)	2,452,936.	2,769,394.			

Part III Analysis of Changes in Net Assets or Fund Balances

1	Total net assets or fund balances at beginning of year - Part II, column (a), line 30 (must agree with end-of-year figure reported on prior year's return)	1	2,452,936.
2	Enter amount from Part I, line 27a	2	319,109.
3	Other increases not included in line 2 (itemize) ▶	3	
4	Add lines 1, 2, and 3	4	2,772,045.
5	Decreases not included in line 2 (itemize) ▶ ATCH 7	5	2,651.
6	Total net assets or fund balances at end of year (line 4 minus line 5) - Part II, column (b), line 30	6	2,769,394.

Form **990-PF** (2014)

Part IV Capital Gains and Losses for Tax on Investment Income

(a) List and describe the kind(s) of property sold (e.g., real estate, 2-story brick warehouse, or common stock, 200 shs MLC Co)			(b) How acquired P - Purchase D - Donation	(c) Date acquired (mo., day, yr.)	(d) Date sold (mo., day, yr.)
1a SEE PART IV SCHEDULE					
b					
c					
d					
e					
(e) Gross sales price	(f) Depreciation allowed (or allowable)	(g) Cost or other basis plus expense of sale	(h) Gain or (loss) (e) plus (f) minus (g)		
a					
b					
c					
d					
e					
Complete only for assets showing gain in column (h) and owned by the foundation on 12/31/69					
(i) F M V as of 12/31/69	(j) Adjusted basis as of 12/31/69	(k) Excess of col. (i) over col. (j), if any	(l) Gains (Col. (h) gain minus col. (k), but not less than -0-) or Losses (from col. (h))		
a					
b					
c					
d					
e					
2 Capital gain net income or (net capital loss) { If gain, also enter in Part I, line 7 If (loss), enter -0- in Part I, line 7 }			2	479,783.	
3 Net short-term capital gain or (loss) as defined in sections 1222(5) and (6): If gain, also enter in Part I, line 8, column (c) (see instructions). If (loss), enter -0- in Part I, line 8			3	0	

Part V Qualification Under Section 4940(e) for Reduced Tax on Net Investment Income

(For optional use by domestic private foundations subject to the section 4940(a) tax on net investment income)

If section 4940(d)(2) applies, leave this part blank.

Was the foundation liable for the section 4942 tax on the distributable amount of any year in the base period?

☐ Yes ☒ No

If "Yes," the foundation does not qualify under section 4940(e). Do not complete this part.

1 Enter the appropriate amount in each column for each year; see the instructions before making any entries

(a) Base period years Calendar year (or tax year beginning in)	(b) Adjusted qualifying distributions	(c) Net value of noncharitable-use assets	(d) Distribution ratio (col. (b) divided by col. (c))
2013	119,355.	3,179,928.	0.037534
2012	94,029.	2,540,840.	0.037007
2011	120,003.	2,402,850.	0.049942
2010	125,921.	2,249,248.	0.055984
2009	90,722.	1,896,089.	0.047847
2 Total of line 1, column (d)			2 0.228314
3 Average distribution ratio for the 5-year base period - divide the total on line 2 by 5, or by the number of years the foundation has been in existence if less than 5 years			3 0.045663
4 Enter the net value of noncharitable-use assets for 2014 from Part X, line 5			4 3,731,824.
5 Multiply line 4 by line 3			5 170,406.
6 Enter 1% of net investment income (1% of Part I, line 27b)			6 5,090.
7 Add lines 5 and 6			7 175,496.
8 Enter qualifying distributions from Part XII, line 4 If line 8 is equal to or greater than line 7, check the box in Part VI, line 1b, and complete that part using a 1% tax rate. See the Part VI instructions.			8 181,800.

Part VI Excise Tax Based on Investment Income (Section 4940(a), 4940(b), 4940(e), or 4948 - see instructions)

1a	Exempt operating foundations described in section 4940(d)(2), check here <input type="checkbox"/> and enter "N/A" on line 1 . . . Date of ruling or determination letter _____ (attach copy of letter if necessary - see instructions)	1	5,090.
b	Domestic foundations that meet the section 4940(e) requirements in Part V, check here <input checked="" type="checkbox"/> and enter 1% of Part I, line 27b		
c	All other domestic foundations enter 2% of line 27b. Exempt foreign organizations enter 4% of Part I, line 12, col (b)		
2	Tax under section 511 (domestic section 4947(a)(1) trusts and taxable foundations only. Others enter -0-) . . .	2	
3	Add lines 1 and 2	3	5,090.
4	Subtitle A (income) tax (domestic section 4947(a)(1) trusts and taxable foundations only. Others enter -0-) . . .	4	0
5	Tax based on investment income. Subtract line 4 from line 3. If zero or less, enter -0-	5	5,090.
6	Credits/Payments		
a	2014 estimated tax payments and 2013 overpayment credited to 2014	6a	6,255.
b	Exempt foreign organizations - tax withheld at source	6b	
c	Tax paid with application for extension of time to file (Form 8868),	6c	
d	Backup withholding erroneously withheld	6d	
7	Total credits and payments. Add lines 6a through 6d	7	6,255.
8	Enter any penalty for underpayment of estimated tax. Check here <input type="checkbox"/> if Form 2220 is attached	8	
9	Tax due. If the total of lines 5 and 8 is more than line 7, enter amount owed	9	
10	Overpayment. If line 7 is more than the total of lines 5 and 8, enter the amount overpaid	10	1,165.
11	Enter the amount of line 10 to be Credited to 2015 estimated tax <input type="checkbox"/> 1,165. Refunded <input type="checkbox"/>	11	

Part VII-A Statements Regarding Activities

	Yes	No
1a During the tax year, did the foundation attempt to influence any national, state, or local legislation or did it participate or intervene in any political campaign?		X
b Did it spend more than \$100 during the year (either directly or indirectly) for political purposes (see Instructions for the definition)? If the answer is "Yes" to 1a or 1b, attach a detailed description of the activities and copies of any materials published or distributed by the foundation in connection with the activities		X
c Did the foundation file Form 1120-POL for this year?		X
d Enter the amount (if any) of tax on political expenditures (section 4955) imposed during the year. (1) On the foundation <input type="checkbox"/> \$ _____ (2) On foundation managers <input type="checkbox"/> \$ _____		
e Enter the reimbursement (if any) paid by the foundation during the year for political expenditure tax imposed on foundation managers <input type="checkbox"/> \$ _____		
2 Has the foundation engaged in any activities that have not previously been reported to the IRS? If "Yes," attach a detailed description of the activities		X
3 Has the foundation made any changes, not previously reported to the IRS, in its governing instrument, articles of incorporation, or bylaws, or other similar instruments? If "Yes," attach a conformed copy of the changes		X
4a Did the foundation have unrelated business gross income of \$1,000 or more during the year?		X
b If "Yes," has it filed a tax return on Form 990-T for this year?		X
5 Was there a liquidation, termination, dissolution, or substantial contraction during the year? If "Yes," attach the statement required by General Instruction T.		X
6 Are the requirements of section 508(e) (relating to sections 4941 through 4945) satisfied either: • By language in the governing instrument, or • By state legislation that effectively amends the governing instrument so that no mandatory directions that conflict with the state law remain in the governing instrument?	X	
7 Did the foundation have at least \$5,000 in assets at any time during the year? If "Yes," complete Part II, col (c), and Part XV	X	
8a Enter the states to which the foundation reports or with which it is registered (see instructions) <input type="checkbox"/> NJ, _____		
b If the answer is "Yes" to line 7, has the foundation furnished a copy of Form 990-PF to the Attorney General (or designate) of each state as required by General Instruction G? If "No," attach explanation		X
9 Is the foundation claiming status as a private operating foundation within the meaning of section 4942(j)(3) or 4942(j)(5) for calendar year 2014 or the taxable year beginning in 2014 (see instructions for Part XIV)? If "Yes," complete Part XIV		X
10 Did any persons become substantial contributors during the tax year? If "Yes," attach a schedule listing their names and addresses		X

Form 990-PF (2014)

Part VII-A Statements Regarding Activities (continued)

11	At any time during the year, did the foundation, directly or indirectly, own a controlled entity within the meaning of section 512(b)(13)? If "Yes," attach schedule (see instructions).	11		X
12	Did the foundation make a distribution to a donor advised fund over which the foundation or a disqualified person had advisory privileges? If "Yes," attach statement (see instructions).	12		X
13	Did the foundation comply with the public inspection requirements for its annual returns and exemption application? Website address <u>N/A</u>	13	X	
14	The books are in care of <u>SYLVIA & STANLEY SHIRVAN FDN.</u> Telephone no <u>201-569-9405</u> Located at <u>23 FARVIEW ROAD TENAFLY, NJ</u> ZIP+4 <u>07670</u>			
15	Section 4947(a)(1) nonexempt charitable trusts filing Form 990-PF in lieu of Form 1041 - Check here <input type="checkbox"/> and enter the amount of tax-exempt interest received or accrued during the year <u>15</u>			
16	At any time during calendar year 2014, did the foundation have an interest in or a signature or other authority over a bank, securities, or other financial account in a foreign country? See the instructions for exceptions and filing requirements for FinCEN Form 114, (formerly TD F 90-22.1) If "Yes," enter the name of the foreign country <u></u>	16	Yes	No X

Part VII-B Statements Regarding Activities for Which Form 4720 May Be Required

File Form 4720 if any item is checked in the "Yes" column, unless an exception applies.

	Yes	No
1a During the year did the foundation (either directly or indirectly)		
(1) Engage in the sale or exchange, or leasing of property with a disqualified person? <input type="checkbox"/> Yes <input checked="" type="checkbox"/> No		
(2) Borrow money from, lend money to, or otherwise extend credit to (or accept it from) a disqualified person? <input type="checkbox"/> Yes <input checked="" type="checkbox"/> No		
(3) Furnish goods, services, or facilities to (or accept them from) a disqualified person? <input type="checkbox"/> Yes <input checked="" type="checkbox"/> No		
(4) Pay compensation to, or pay or reimburse the expenses of, a disqualified person? <input type="checkbox"/> Yes <input checked="" type="checkbox"/> No		
(5) Transfer any income or assets to a disqualified person (or make any of either available for the benefit or use of a disqualified person)? <input type="checkbox"/> Yes <input checked="" type="checkbox"/> No		
(6) Agree to pay money or property to a government official? (Exception. Check "No" if the foundation agreed to make a grant to or to employ the official for a period after termination of government service, if terminating within 90 days). <input type="checkbox"/> Yes <input checked="" type="checkbox"/> No		
b If any answer is "Yes" to 1a(1)-(6), did any of the acts fail to qualify under the exceptions described in Regulations section 53.4941(d)-3 or in a current notice regarding disaster assistance (see instructions)? <input type="checkbox"/> <u></u>	1b	
c Did the foundation engage in a prior year in any of the acts described in 1a, other than excepted acts, that were not corrected before the first day of the tax year beginning in 2014? <input type="checkbox"/> <u></u>	1c	X
2 Taxes on failure to distribute income (section 4942) (does not apply for years the foundation was a private operating foundation defined in section 4942(j)(3) or 4942(j)(5))		
a At the end of tax year 2014, did the foundation have any undistributed income (lines 6d and 6e, Part XIII) for tax year(s) beginning before 2014? <input type="checkbox"/> Yes <input checked="" type="checkbox"/> No If "Yes," list the years <u></u>		
b Are there any years listed in 2a for which the foundation is not applying the provisions of section 4942(a)(2) (relating to incorrect valuation of assets) to the year's undistributed income? (If applying section 4942(a)(2) to all years listed, answer "No" and attach statement - see instructions) <input type="checkbox"/> <u></u>	2b	
c If the provisions of section 4942(a)(2) are being applied to any of the years listed in 2a, list the years here. <u></u>		
3a Did the foundation hold more than a 2% direct or indirect interest in any business enterprise at any time during the year? <input type="checkbox"/> Yes <input checked="" type="checkbox"/> No		
b If "Yes," did it have excess business holdings in 2014 as a result of (1) any purchase by the foundation or disqualified persons after May 26, 1969, (2) the lapse of the 5-year period (or longer period approved by the Commissioner under section 4943(c)(7)) to dispose of holdings acquired by gift or bequest, or (3) the lapse of the 10-, 15-, or 20-year first phase holding period? (Use Schedule C, Form 4720, to determine if the foundation had excess business holdings in 2014) <input type="checkbox"/> <u></u>	3b	
4a Did the foundation invest during the year any amount in a manner that would jeopardize its charitable purposes?	4a	X
b Did the foundation make any investment in a prior year (but after December 31, 1969) that could jeopardize its charitable purpose that had not been removed from jeopardy before the first day of the tax year beginning in 2014? <input type="checkbox"/> <u></u>	4b	X

Form 990-PF (2014)

Part VII-B Statements Regarding Activities for Which Form 4720 May Be Required (continued)

5a During the year did the foundation pay or incur any amount to

(1) Carry on propaganda, or otherwise attempt to influence legislation (section 4945(e))? ☐ Yes ☒ No

(2) Influence the outcome of any specific public election (see section 4955), or to carry on, directly or indirectly, any voter registration drive? ☐ Yes ☒ No

(3) Provide a grant to an individual for travel, study, or other similar purposes? ☐ Yes ☒ No

(4) Provide a grant to an organization other than a charitable, etc., organization described in section 4945(d)(4)(A)? (see instructions). ☐ Yes ☒ No

(5) Provide for any purpose other than religious, charitable, scientific, literary, or educational purposes, or for the prevention of cruelty to children or animals? ☐ Yes ☒ No

b If any answer is "Yes" to 5a(1)-(5), did any of the transactions fail to qualify under the exceptions described in Regulations section 53.4945 or in a current notice regarding disaster assistance (see instructions)? ☐ Yes ☒ No
Organizations relying on a current notice regarding disaster assistance check here ☐

c If the answer is "Yes" to question 5a(4), does the foundation claim exemption from the tax because it maintained expenditure responsibility for the grant? ☐ Yes ☐ No
If "Yes," attach the statement required by Regulations section 53.4945-5(d)

6a Did the foundation, during the year, receive any funds, directly or indirectly, to pay premiums on a personal benefit contract? ☐ Yes ☒ No

b Did the foundation, during the year, pay premiums, directly or indirectly, on a personal benefit contract? ☐ Yes ☒ No
If "Yes" to 6b, file Form 8870

7a At any time during the tax year, was the foundation a party to a prohibited tax shelter transaction? ☐ Yes ☒ No

b If "Yes," did the foundation receive any proceeds or have any net income attributable to the transaction? ☐ Yes ☒ No

Part VIII Information About Officers, Directors, Trustees, Foundation Managers, Highly Paid Employees, and Contractors**1 List all officers, directors, trustees, foundation managers and their compensation (see instructions).**

(a) Name and address	(b) Title, and average hours per week devoted to position	(c) Compensation (if not paid, enter -0-)	(d) Contributions to employee benefit plans and deferred compensation	(e) Expense account, other allowances
ATCH 8		0	0	0

2 Compensation of five highest-paid employees (other than those included on line 1 - see instructions). If none, enter "NONE."

(a) Name and address of each employee paid more than \$50,000	(b) Title, and average hours per week devoted to position	(c) Compensation	(d) Contributions to employee benefit plans and deferred compensation	(e) Expense account, other allowances
NONE				

Total number of other employees paid over \$50,000. ☐

Form 990-PF (2014)

Part VIII Information About Officers, Directors, Trustees, Foundation Managers, Highly Paid Employees, and Contractors (continued)**3 Five highest-paid independent contractors for professional services (see instructions). If none, enter "NONE."**

(a) Name and address of each person paid more than \$50,000	(b) Type of service	(c) Compensation
NONE		

Total number of others receiving over \$50,000 for professional services ▶

Part IX-A Summary of Direct Charitable Activities

List the foundation's four largest direct charitable activities during the tax year. Include relevant statistical information such as the number of organizations and other beneficiaries served, conferences convened, research papers produced, etc.	Expenses
1 N/A	
2	
3	
4	

Part IX-B Summary of Program-Related Investments (see instructions)

Describe the two largest program-related investments made by the foundation during the tax year on lines 1 and 2	Amount
1 NONE	
2	
All other program-related investments. See instructions.	
3 NONE	
Total. Add lines 1 through 3 ▶	

Form 990-PF (2014)

Part X Minimum Investment Return (All domestic foundations must complete this part. Foreign foundations, see instructions.)

1	Fair market value of assets not used (or held for use) directly in carrying out charitable, etc., purposes:		
a	Average monthly fair market value of securities	1a	3,692,854.
b	Average of monthly cash balances	1b	95,800.
c	Fair market value of all other assets (see instructions).	1c	
d	Total (add lines 1a, b, and c)	1d	3,788,654.
e	Reduction claimed for blockage or other factors reported on lines 1a and 1c (attach detailed explanation)	1e	
2	Acquisition indebtedness applicable to line 1 assets	2	
3	Subtract line 2 from line 1d	3	3,788,654.
4	Cash deemed held for charitable activities. Enter 1 1/2% of line 3 (for greater amount, see instructions).	4	56,830.
5	Net value of noncharitable-use assets. Subtract line 4 from line 3. Enter here and on Part V, line 4	5	3,731,824.
6	Minimum investment return. Enter 5% of line 5	6	186,591.

Part XI Distributable Amount (see instructions) (Section 4942(j)(3) and (j)(5) private operating foundations and certain foreign organizations check here ☐ and do not complete this part.)

1	Minimum investment return from Part X, line 6	1	186,591.
2a	Tax on investment income for 2014 from Part VI, line 5	2a	5,090.
b	Income tax for 2014. (This does not include the tax from Part VI)	2b	
c	Add lines 2a and 2b	2c	5,090.
3	Distributable amount before adjustments. Subtract line 2c from line 1	3	181,501.
4	Recoveries of amounts treated as qualifying distributions	4	
5	Add lines 3 and 4	5	181,501.
6	Deduction from distributable amount (see instructions).	6	
7	Distributable amount as adjusted. Subtract line 6 from line 5. Enter here and on Part XIII, line 1	7	181,501.

Part XII Qualifying Distributions (see instructions)

1	Amounts paid (including administrative expenses) to accomplish charitable, etc., purposes:		
a	Expenses, contributions, gifts, etc. - total from Part I, column (d), line 26	1a	181,800.
b	Program-related investments - total from Part IX-B	1b	
2	Amounts paid to acquire assets used (or held for use) directly in carrying out charitable, etc., purposes	2	
3	Amounts set aside for specific charitable projects that satisfy the:		
a	Suitability test (prior IRS approval required)	3a	
b	Cash distribution test (attach the required schedule)	3b	
4	Qualifying distributions. Add lines 1a through 3b. Enter here and on Part V, line 8, and Part XIII, line 4	4	181,800.
5	Foundations that qualify under section 4940(e) for the reduced rate of tax on net investment income. Enter 1% of Part I, line 27b (see instructions)	5	5,090.
6	Adjusted qualifying distributions. Subtract line 5 from line 4	6	176,710.

Note. The amount on line 6 will be used in Part V, column (b), in subsequent years when calculating whether the foundation qualifies for the section 4940(e) reduction of tax in those years.

Part XIII Undistributed Income (see instructions)

	(a) Corpus	(b) Years prior to 2013	(c) 2013	(d) 2014
1 Distributable amount for 2014 from Part XI, line 7				181,501.
2 Undistributed income, if any, as of the end of 2014				
a Enter amount for 2013 only			33,604.	
b Total for prior years 20 <u>12</u> , 20 <u>11</u> , 20 <u>10</u>				
3 Excess distributions carryover, if any, to 2014.				
a From 2009				
b From 2010				
c From 2011				
d From 2012				
e From 2013				
f Total of lines 3a through e				
4 Qualifying distributions for 2014 from Part XII, line 4 ▶ \$ <u>181,800.</u>				
a Applied to 2013, but not more than line 2a			33,604.	
b Applied to undistributed income of prior years (Election required - see instructions).				
c Treated as distributions out of corpus (Election required - see instructions)				
d Applied to 2014 distributable amount				148,196.
e Remaining amount distributed out of corpus				
5 Excess distributions carryover applied to 2014 . (If an amount appears in column (d), the same amount must be shown in column (a))				
6 Enter the net total of each column as indicated below:				
a Corpus Add lines 3f, 4c, and 4e Subtract line 5				
b Prior years' undistributed income Subtract line 4b from line 2b				
c Enter the amount of prior years' undistributed income for which a notice of deficiency has been issued, or on which the section 4942(a) tax has been previously assessed				
d Subtract line 6c from line 6b Taxable amount - see instructions				
e Undistributed income for 2013 Subtract line 4a from line 2a Taxable amount - see instructions				
f Undistributed income for 2014. Subtract lines 4d and 5 from line 1 This amount must be distributed in 2015				33,305.
7 Amounts treated as distributions out of corpus to satisfy requirements imposed by section 170(b)(1)(F) or 4942(g)(3) (Election may be required - see instructions)				
8 Excess distributions carryover from 2009 not applied on line 5 or line 7 (see instructions)				
9 Excess distributions carryover to 2015. Subtract lines 7 and 8 from line 6a	0			
10 Analysis of line 9				
a Excess from 2010				
b Excess from 2011				
c Excess from 2012				
d Excess from 2013				
e Excess from 2014				

Part XIV Private Operating Foundations (see instructions and Part VII-A, question 9)

NOT APPLICABLE

1 a If the foundation has received a ruling or determination letter that it is a private operating foundation, and the ruling is effective for 2014, enter the date of the ruling

b Check box to indicate whether the foundation is a private operating foundation described in section 4942(j)(3) or 4942(j)(5)

	Tax year	Prior 3 years			(e) Total
	(a) 2014	(b) 2013	(c) 2012	(d) 2011	
2 a Enter the lesser of the adjusted net income from Part I or the minimum investment return from Part X for each year listed					
b 85% of line 2a					
c Qualifying distributions from Part XII, line 4 for each year listed					
d Amounts included in line 2c not used directly for active conduct of exempt activities					
e Qualifying distributions made directly for active conduct of exempt activities. Subtract line 2d from line 2c					
3 Complete 3a, b, or c for the alternative test relied upon					
a "Assets" alternative test - enter					
(1) Value of all assets					
(2) Value of assets qualifying under section 4942(j)(3)(B)(i)					
b "Endowment" alternative test - enter 2/3 of minimum investment return shown in Part X, line 6 for each year listed					
c "Support" alternative test - enter					
(1) Total support other than gross investment income (interest, dividends, rents, payments on securities loans (section 512(a)(5)), or royalties)					
(2) Support from general public and 5 or more exempt organizations as provided in section 4942(j)(3)(B)(iii)					
(3) Largest amount of support from an exempt organization					
(4) Gross investment income					

Part XV Supplementary Information (Complete this part only if the foundation had \$5,000 or more in assets at any time during the year - see instructions.)**1 Information Regarding Foundation Managers:**

a List any managers of the foundation who have contributed more than 2% of the total contributions received by the foundation before the close of any tax year (but only if they have contributed more than \$5,000). (See section 507(d)(2).)

ATTACHMENT 9

b List any managers of the foundation who own 10% or more of the stock of a corporation (or an equally large portion of the ownership of a partnership or other entity) of which the foundation has a 10% or greater interest.

N/A

2 Information Regarding Contribution, Grant, Gift, Loan, Scholarship, etc., Programs:

Check here ☐ if the foundation only makes contributions to preselected charitable organizations and does not accept unsolicited requests for funds. If the foundation makes gifts, grants, etc. (see instructions) to individuals or organizations under other conditions, complete items 2a, b, c, and d.

a The name, address, and telephone number or e-mail address of the person to whom applications should be addressed:

ATCH 10

b The form in which applications should be submitted and information and materials they should include:

ATCH 11

c Any submission deadlines:

NONE

d Any restrictions or limitations on awards, such as by geographical areas, charitable fields, kinds of institutions, or other factors:

NONE

Part XV Supplementary Information (continued)**3 Grants and Contributions Paid During the Year or Approved for Future Payment**

Recipient Name and address (home or business)	If recipient is an individual, show any relationship to any foundation manager or substantial contributor	Foundation status of recipient	Purpose of grant or contribution	Amount
a Paid during the year				
ATCH 12				
Total			3a	181,015.
b Approved for future payment				
Total			3b	

Enter gross amounts unless otherwise indicated

Part XVI-B Relationship of Activities to the Accomplishment of Exempt Purposes

JSA
4E1492 1 000

Part XVII Information Regarding Transfers To and Transactions and Relationships With Noncharitable Exempt Organizations

		Yes	No
1	Did the organization directly or indirectly engage in any of the following with any other organization described in section 501(c) of the Code (other than section 501(c)(3) organizations) or in section 527, relating to political organizations?		
a	Transfers from the reporting foundation to a noncharitable exempt organization of:		
	(1) Cash	1a(1)	X
	(2) Other assets	1a(2)	X
b	Other transactions		
	(1) Sales of assets to a noncharitable exempt organization	1b(1)	X
	(2) Purchases of assets from a noncharitable exempt organization	1b(2)	X
	(3) Rental of facilities, equipment, or other assets	1b(3)	X
	(4) Reimbursement arrangements	1b(4)	X
	(5) Loans or loan guarantees	1b(5)	X
	(6) Performance of services or membership or fundraising solicitations	1b(6)	X
c	Sharing of facilities, equipment, mailing lists, other assets, or paid employees	1c	X
d	If the answer to any of the above is "Yes," complete the following schedule. Column (b) should always show the fair market value of the goods, other assets, or services given by the reporting foundation. If the foundation received less than fair market value in any transaction or sharing arrangement, show in column (d) the value of the goods, other assets, or services received.		



[illegible]

2a Is the foundation directly or indirectly affiliated with, or related to, one or more tax-exempt organizations described in section 501(c) of the Code (other than section 501(c)(3)) or in section 527? ☐ Yes ☒ No

b If "Yes," complete the following schedule.

(a) Name of organization	(b) Type of organization	(c) Description of relationship

Under penalties of perjury, I declare that I have examined this return, including accompanying schedules and statements, and to the best of my knowledge and belief, it is true, correct, and complete. Declaration of preparer (other than taxpayer) is based on all information of which preparer has any knowledge.

Sign Here		<u>12. 14. 2015</u>	
	Signature of officer or trustee	Date	Title

May the IRS discuss this return with the preparer shown below (see instructions)?

☒ Yes ☐ No

Paid Preparer Use Only	Print/Type preparer's name BARBARA TAIBI	Preparer's signature <i>Barbara Taibi</i>	Date 05/14/2015	Check <input type="checkbox"/> if self-employed	PTIN P00179526
	Firm's name ▶ EISNERAMPER LLP			Firm's EIN ▶ 13-1639826	
	Firm's address ▶ 111 WOOD AVE SO STE 600 ISELIN, NJ 08830-2700			Phone no 732-243-7000	

Form 990-PF (2014)

FORM 990-PF - PART IV
CAPITAL GAINS AND LOSSES FOR TAX ON INVESTMENT INCOME

Kind of Property		Description				P or D	Date acquired	Date sold
Gross sale price less expenses of sale	Depreciation allowed/ allowable	Cost or other basis	FMV as of 12/31/69	Adj basis as of 12/31/69	Excess of FMV over adj basis		Gain or (loss)	
		TOTAL CAPITAL GAIN DISTRIBUTIONS					76.	
		SEE ATTACHED MORGAN STANLEY STMT PROPERTY TYPE: SECURITIES				P	VAR	VAR
237,245.		186,309.					50,936.	
		SEE ATTACHED MORGAN STANLEY STMT PROPERTY TYPE: SECURITIES				P	08/01/2014	08/04/2014
16.							16.	
		SEE ATTACHED MORGAN STANLEY STMT PROPERTY TYPE: SECURITIES				P	VAR	VAR
802,447.		533,095.					269,352.	
		SEE ATTACHED MORGAN STANLEY STMT PROPERTY TYPE: SECURITIES				P	VAR	VAR
359,842.		200,439.					159,403.	
TOTAL GAIN(LOSS)							<u>479,783.</u>	

SYLVIA & STANLEY SHIRVAN FDN

22-3140652

ATTACHMENT 1

FORM 990PF, PART I - INTEREST ON TEMPORARY CASH INVESTMENTS

<u>DESCRIPTION</u>	<u>REVENUE AND EXPENSES PER BOOKS</u>	<u>NET INVESTMENT INCOME</u>
MORGAN STANLEY - INTEREST	6.	6.
TOTAL	<u>6.</u>	<u>6.</u>

SYLVIA & STANLEY SHIRVAN FDN

22-3140652

ATTACHMENT 2

FORM 990PF, PART I - DIVIDENDS AND INTEREST FROM SECURITIES

<u>DESCRIPTION</u>	<u>REVENUE AND EXPENSES PER BOOKS</u>	<u>NET INVESTMENT INCOME</u>
MORGAN STANLEY - DIVIDEND	66,463.	66,463.
TOTAL	<u>66,463.</u>	<u>66,463.</u>

SYLVIA & STANLEY SHIRVAN FDN

22-3140652

ATTACHMENT 3

FORM 990PF, PART I - OTHER INCOME

<u>DESCRIPTION</u>	<u>REVENUE AND EXPENSES PER BOOKS</u>	<u>NET INVESTMENT INCOME</u>
OTHER INCOME	887.	887.
NONDIVIDEND DISTRIBUTIONS	1,132.	
TOTALS	<u>2,019.</u>	<u>887.</u>

SYLVIA & STANLEY SHIRVAN FDN

22-3140652

ATTACHMENT 4

FORM 990PF, PART I - OTHER PROFESSIONAL FEES

<u>DESCRIPTION</u>	<u>REVENUE AND EXPENSES PER BOOKS</u>	<u>NET INVESTMENT INCOME</u>
INVESTMENT MANAGEMENT FEES	37,240.	37,240.
TOTALS	<u>37,240.</u>	<u>37,240.</u>

SYLVIA & STANLEY SHIRVAN FDN

22-3140652

ATTACHMENT 5

FORM 990PF, PART I - TAXES

<u>DESCRIPTION</u>	<u>REVENUE AND EXPENSES PER BOOKS</u>	<u>NET INVESTMENT INCOME</u>
FOREIGN TAXES PAID	865.	865.
DEPT. OF THE TREASURY	10,042.	
TOTALS	<u>10,907.</u>	<u>865.</u>

SYLVIA & STANLEY SHIRVAN FDN

22-3140652

ATTACHMENT 6

FORM 990PF, PART II - CORPORATE STOCK

<u>DESCRIPTION</u>	<u>ENDING BOOK VALUE</u>	<u>ENDING FMV</u>
SEE ATTACHED STATEMENT	2,668,174.	3,813,715.
TOTALS	<u>2,668,174.</u>	<u>3,813,715.</u>

ATTACHMENT 7FORM 990PF, PART III - OTHER DECREASES IN NET WORTH OR FUND BALANCESDESCRIPTIONAMOUNT

BOOK TO TAX DIFFERENCES

2,651.

TOTAL

2,651.

SYLVIA & STANLEY SHIRVAN FDN

22-3140652

FORM 990PF, PART VIII - LIST OF OFFICERS, DIRECTORS, AND TRUSTEES

ATTACHMENT 8

<u>NAME AND ADDRESS</u>	<u>TITLE AND AVERAGE HOURS PER WEEK DEVOTED TO POSITION</u>	<u>COMPENSATION</u>	<u>CONTRIBUTIONS TO EMPLOYEE BENEFIT PLANS</u>	<u>EXPENSE ACCT AND OTHER ALLOWANCES</u>
STANLEY SHIRVAN 23 FARVIEW ROAD TENAFLY, NJ 07640	DIRECTOR 3.00	0	0	0
SYLVIA SHIRVAN 23 FARVIEW ROAD TENAFLY, NJ 07640	DIRECTOR 3.00	0	0	0
	GRAND TOTALS	<u>0</u>	<u>0</u>	<u>0</u>

FORM 990PF, PART XV - INFORMATION REGARDING FOUNDATION MANAGERS

STANLEY SHIRVAN
SYLVIA SHIRVAN

FORM 990PF, PART XV - NAME, ADDRESS AND PHONE FOR APPLICATIONS

STANLEY SHIRVAN
23 FARVIEW ROAD
TENAFLY, NJ 07640
973-779-3434

ATTACHMENT 11

990PF, PART XV - FORM AND CONTENTS OF SUBMITTED APPLICATIONS

IN WRITING DESCRIBE THE AMOUNT AND CHARITABLE PURPOSE OF THE
CONTRIBUTION REQUESTED.

SYLVIA & STANLEY SHIPVAN FDN

22-3140652

FORM 990FF, PART IV - GRANTS AND CONTRIBUTIONS PAID DURING THE YEAR

ATTACHMENT 12

<u>RECIPIENT NAME AND ADDRESS</u>	<u>RELATIONSHIP TO SUBSTANTIAL CONTRIBUTOR AND FOUNDATION STATUS OF RECIPIENT</u>	<u>PURPOSE OF GRANT OR CONTRIBUTION</u>	<u>AMOUNT</u>
JEWISH HOME FOUNDATION OF NORTH JERSEY INC 10 LINK DRIVE ROCKLEIGH, NJ 07647	NONE PC	CHARITABLE	10,000
ENGLEWOOD HOSPITAL FOUNDATION 350 ENGLE STREET ENGLEWOOD, NJ 07631	NONE PC	CHARITABLE	54,215
THE WINDWARD SCHOOL 40 WEST RED OAK LANE WHITE PLAINS, NY 10604	NONE PC	CHARITABLE	1,500
BERGEN PERFORMING ARTS CENTER 30 NORTH VAN BRUNT STREET ENGLEWOOD, NJ 07631	NONE PC	CHARITABLE	5,000
AMERICAN JEWISH COMMITTEE 165 EAST 56TH STREET NEW YORK, NY 10022	NONE PC	CHARITABLE	300
ANTI-DEFAMATION LEAGUE (ADL) 605 THIRD AVENUE NEW YORK, NY 10158	NONE PC	CHARITABLE	1,000

SYLVIA & STANLEY SHIRVAN FDN

22-3140652

FORM 990FF, PART IV - GRANTS AND CONTRIBUTIONS PAID DURING THE YEAR

ATTACHMENT 12 (CONT'D)

<u>RECIPIENT NAME AND ADDRESS</u>	<u>RELATIONSHIP TO SUBSTANTIAL CONTRIBUTOR AND FOUNDATION STATUS OF RECIPIENT</u>	<u>PURPOSE OF GRANT OR CONTRIBUTION</u>	<u>AMOUNT</u>
THE BREAST CANCER RESEARCH FOUNDATION 60 EAST 56TH STREET 8TH FLOOR NEW YORK, NY 10022	NONE PC	CHARITABLE	1,000
ST JUDE CHILDREN'S RESEARCH HOSPITAL 501 ST JUDE PLACE MEMPHIS, TN 38105	NONE PC	CHARITABLE	400
TEMPLE SINAI OF BERGEN COUNTY 1 ENGLE STREET TENAFLY, NJ 07670	NONE PC	CHARITABLE	2,600
ADLER APHASIA CENTER 60 WEST HUNTER AVENUE MAYWOOD, NJ 07607	NONE PC	CHARITABLE	1,500.
JEWISH FAMILY SERVICE OF BERGEN & NORTH HUDSON 1485 TEANECK ROAD TEANECK, NJ 07666	NONE PC	CHARITABLE	1,500
AMERICAN TECHNION SOCIETY 56 EAST 59TH STREET NEW YORK, NY 10022	NONE PC	CHARITABLE	70,000

SYLVIA & STANLEY SHIRVAN FDN

22-3140652

FORM 990EF, PART IV - GRANTS AND CONTRIBUTIONS PAID DURING THE YEARATTACHMENT 12 (CONT'D)

<u>RECIPIENT NAME AND ADDRESS</u>	<u>RELATIONSHIP TO SUBSTANTIAL CONTRIBUTOR AND FOUNDATION STATUS OF RECIPIENT</u>	<u>PURPOSE OF GRANT OR CONTRIBUTION</u>	<u>AMOUNT</u>
THE ARNOLD P GOLD FOUNDATION 619 PALISADES AVENUE ENGLEWOOD CLIFFS, NJ 07632	NONE PC	CHARITABLE	2,500
JCC ON THE PALISADES 411 EAST CLINTON AVENUE TENAFLY, NJ 07670	NONE PC	CHARITABLE	4,500
THE AMY & MARK SHIRVAN FAMILY FDN 249 CHURCHHILL ROAD TENAFLY, NJ 07670	NONE PF	CHARITABLE	10,000
UJA 130 EAST 59TH STREET NEW YORK, NY 10022	NONE PC	CHARITABLE	15,000.
TOTAL CONTRIBUTIONS PAID			<u>181,015</u>

SYLVIA & STANLEY SHIRVAN FDN

22-3140652

FORM 990-PF, PART XVI-A - ANALYSIS OF OTHER REVENUE

ATTACHMENT 13

<u>DESCRIPTION</u>	<u>BUSINESS CODE</u>	<u>AMOUNT</u>	<u>EXCLUSION CODE</u>	<u>AMOUNT</u>	<u>RELATED OR EXEMPT FUNCTION INCOME</u>
OTHER INCOME			14	887.	
NONDIVIDEND DISTRIBUTIONS			14	1,132.	
TOTALS				<u>2,019.</u>	

**SCHEDULE D
(Form 1041)**Department of the Treasury
Internal Revenue Service**Capital Gains and Losses**

▶ Attach to Form 1041, Form 5227, or Form 990-T.

▶ Use Form 8949 to list your transactions for lines 1b, 2, 3, 8b, 9 and 10.

▶ Information about Schedule D and its separate instructions is at www.irs.gov/form1041.

OMB No 1545-0092

2014

Name of estate or trust

SYLVIA & STANLEY SHIRVAN FDN

Employer identification number

22-3140652

Note: Form 5227 filers need to complete **only** Parts I and II.**Part I Short-Term Capital Gains and Losses - Assets Held One Year or Less**

See instructions for how to figure the amounts to enter on the lines below.

This form may be easier to complete if you round off cents to whole dollars.

	(d) Proceeds (sales price)	(e) Cost (or other basis)	(g) Adjustments to gain or loss from Form(s) 8949, Part I, line 2, column (g)	(h) Gain or (loss) Subtract column (e) from column (d) and combine the result with column (g)
1a Totals for all short-term transactions reported on Form 1099-B for which basis was reported to the IRS and for which you have no adjustments (see instructions). However, if you choose to report all these transactions on Form 8949, leave this line blank and go to line 1b.				
1b Totals for all transactions reported on Form(s) 8949 with Box A checked	237,245.	186,309.		50,936.
2 Totals for all transactions reported on Form(s) 8949 with Box B checked	16.			16.
3 Totals for all transactions reported on Form(s) 8949 with Box C checked				
4 Short-term capital gain or (loss) from Forms 4684, 6252, 6781, and 8824				4
5 Net short-term gain or (loss) from partnerships, S corporations, and other estates or trusts				5
6 Short-term capital loss carryover. Enter the amount, if any, from line 9 of the 2013 Capital Loss Carryover Worksheet				6 ()
7 Net short-term capital gain or (loss). Combine lines 1a through 6 in column (h). Enter here and on line 17, column (3) on the back ▶				7 50,952.

Part II Long-Term Capital Gains and Losses - Assets Held More Than One Year

See instructions for how to figure the amounts to enter on the lines below.

This form may be easier to complete if you round off cents to whole dollars.

	(d) Proceeds (sales price)	(e) Cost (or other basis)	(g) Adjustments to gain or loss from Form(s) 8949, Part II, line 2, column (g)	(h) Gain or (loss) Subtract column (e) from column (d) and combine the result with column (g)
8a Totals for all long-term transactions reported on Form 1099-B for which basis was reported to the IRS and for which you have no adjustments (see instructions). However, if you choose to report all these transactions on Form 8949, leave this line blank and go to line 8b.				
8b Totals for all transactions reported on Form(s) 8949 with Box D checked	802,447.	533,095.		269,352.
9 Totals for all transactions reported on Form(s) 8949 with Box E checked	359,842.	200,439.		159,403.
10 Totals for all transactions reported on Form(s) 8949 with Box F checked				
11 Long-term capital gain or (loss) from Forms 2439, 4684, 6252, 6781, and 8824				11
12 Net long-term gain or (loss) from partnerships, S corporations, and other estates or trusts.				12
13 Capital gain distributions.				13 76.
14 Gain from Form 4797, Part I.				14
15 Long-term capital loss carryover. Enter the amount, if any, from line 14 of the 2013 Capital Loss Carryover Worksheet				15 ()
16 Net long-term capital gain or (loss). Combine lines 8a through 15 in column (h). Enter here and on line 18a, column (3) on the back ▶				16 428,831.

For Paperwork Reduction Act Notice, see the Instructions for Form 1041.

Schedule D (Form 1041) 2014

Part III Summary of Parts I and II**Caution:** Read the instructions before completing this part.**(1) Beneficiaries'**
(see instr.)**(2) Estate's**
or trust's**(3) Total**

17	Net short-term gain or (loss)	17			50,952.
18	Net long-term gain or (loss):				
	a Total for year	18a			428,831.
	b Unrecaptured section 1250 gain (see line 18 of the wrkst.)	18b			
	c 28% rate gain	18c			
19	Total net gain or (loss). Combine lines 17 and 18a. ▶	19			479,783.

Note: If line 19, column (3), is a net gain, enter the gain on Form 1041, line 4 (or Form 990-T, Part I, line 4a). If lines 18a and 19, column (2), are net gains, go to Part V, and **do not** complete Part IV. If line 19, column (3), is a net loss, complete Part IV and the **Capital Loss Carryover Worksheet**, as necessary.

Part IV Capital Loss Limitation

20	Enter here and enter as a (loss) on Form 1041, line 4 (or Form 990-T, Part I, line 4c, if a trust), the smaller of: a The loss on line 19, column (3) or b \$3,000	20	()
-----------	--	-----------	-----

Note: If the loss on line 19, column (3), is more than \$3,000, **or** if Form 1041, page 1, line 22 (or Form 990-T, line 34), is a loss, complete the **Capital Loss Carryover Worksheet** in the instructions to figure your capital loss carryover.

Part V Tax Computation Using Maximum Capital Gains Rates

Form 1041 filers. Complete this part **only** if both lines 18a and 19 in column (2) are gains, or an amount is entered in Part I or Part II and there is an entry on Form 1041, line 2b(2), and Form 1041, line 22, is more than zero.

Caution: Skip this part and complete the **Schedule D Tax Worksheet** in the instructions if:

- Either line 18b, col. (2) or line 18c, col. (2) is more than zero, or
- Both Form 1041, line 2b(1), and Form 4952, line 4g are more than zero

Form 990-T trusts. Complete this part **only** if both lines 18a and 19 are gains, or qualified dividends are included in income in Part I of Form 990-T, and Form 990-T, line 34, is more than zero. Skip this part and complete the **Schedule D Tax Worksheet** in the instructions if either line 18b, col. (2) or line 18c, col. (2) is more than zero.

21	Enter taxable income from Form 1041, line 22 (or Form 990-T, line 34). . .	21			
22	Enter the smaller of line 18a or 19 in column (2) but not less than zero.	22			
23	Enter the estate's or trust's qualified dividends from Form 1041, line 2b(2) (or enter the qualified dividends included in income in Part I of Form 990-T). . .	23			
24	Add lines 22 and 23	24			
25	If the estate or trust is filing Form 4952, enter the amount from line 4g; otherwise, enter -0-. . . ▶	25			
26	Subtract line 25 from line 24. If zero or less, enter -0-.	26			
27	Subtract line 26 from line 21. If zero or less, enter -0-.	27			
28	Enter the smaller of the amount on line 21 or \$2,500	28			
29	Enter the smaller of the amount on line 27 or line 28	29			
30	Subtract line 29 from line 28. If zero or less, enter -0-. This amount is taxed at 0% ▶	30			
31	Enter the smaller of line 21 or line 26	31			
32	Subtract line 30 from line 26.	32			
33	Enter the smaller of line 21 or \$12,150.	33			
34	Add lines 27 and 30	34			
35	Subtract line 34 from line 33. If zero or less, enter -0-.	35			
36	Enter the smaller of line 32 or line 35	36			
37	Multiply line 36 by 15%. ▶	37			
38	Enter the amount from line 31	38			
39	Add lines 30 and 36	39			
40	Subtract line 39 from line 38. If zero or less, enter -0-.	40			
41	Multiply line 40 by 20% ▶	41			
42	Figure the tax on the amount on line 27. Use the 2014 Tax Rate Schedule for Estates and Trusts (see the Schedule G instructions in the instructions for Form 1041). . . .	42			
43	Add lines 37, 41, and 42	43			
44	Figure the tax on the amount on line 21. Use the 2014 Tax Rate Schedule for Estates and Trusts (see the Schedule G instructions in the instructions for Form 1041). . . .	44			
45	Tax on all taxable income. Enter the smaller of line 43 or line 44 here and on Form 1041, Schedule G, line 1a (or Form 990-T, line 36). ▶	45			

Schedule D (Form 1041) 2014

Form **8949**Department of the Treasury
Internal Revenue Service**Sales and Other Dispositions of Capital Assets**► Information about Form 8949 and its separate instructions is at www.irs.gov/form8949.

► File with your Schedule D to list your transactions for lines 1b, 2, 3, 8b, 9, and 10 of Schedule D.

OMB No 1545-0074

2014Attachment
Sequence No **12A**

Name(s) shown on return

SYLVIA & STANLEY SHIRVAN FDN

Social security number or taxpayer identification number

22-3140652

Before you check Box A, B, or C below, see whether you received any Form(s) 1099-B or substitute statement(s) from your broker. A substitute statement will have the same information as Form 1099-B. Either may show your basis (usually your cost) even if your broker did not report it to the IRS. Brokers must report basis to the IRS for most stock you bought in 2011 or later (and for certain debt instruments you bought in 2014 or later).

Part I **Short-Term.** Transactions involving capital assets you held 1 year or less are short-term. For long-term transactions, see page 2.

Note. You may aggregate all short-term transactions reported on Form(s) 1099-B showing basis was reported to the IRS and for which no adjustments or codes are required. Enter the total directly on Schedule D, line 1a; you are not required to report these transactions on Form 8949 (see instructions).

You must check Box A, B, or C below. Check only one box. If more than one box applies for your short-term transactions, complete a separate Form 8949, page 1, for each applicable box. If you have more short-term transactions than will fit on this page for one or more of the boxes, complete as many forms with the same box checked as you need.

- ☒ (A) Short-term transactions reported on Form(s) 1099-B showing basis was reported to the IRS (see **Note** above)
- ☐ (B) Short-term transactions reported on Form(s) 1099-B showing basis was **not** reported to the IRS
- ☐ (C) Short-term transactions not reported to you on Form 1099-B

1	(a) Description of property (Example 100 sh XYZ Co)	(b) Date acquired (Mo , day, yr)	(c) Date sold or disposed (Mo , day, yr)	(d) Proceeds (sales price) (see instructions)	(e) Cost or other basis. See the Note below and see Column (e) in the separate instructions	Adjustment, if any, to gain or loss. If you enter an amount in column (g), enter a code in column (f). See the separate instructions.		(h) Gain or (loss). Subtract column (e) from column (d) and combine the result with column (g)
						(f) Code(s) from instructions	(g) Amount of adjustment	
	SEE ATTACHED MORGAN STANLEY STMT	VAR	VAR	237,245.	186,309.			50,936.
2 Totals. Add the amounts in columns (d), (e), (g), and (h) (subtract negative amounts). Enter each total here and include on your Schedule D, line 1b (if Box A above is checked), line 2 (if Box B above is checked), or line 3 (if Box C above is checked)►				237,245.	186,309.			50,936.

Note. If you checked Box A above but the basis reported to the IRS was incorrect, enter in column (e) the basis as reported to the IRS, and enter an adjustment in column (g) to correct the basis. See **Column (g)** in the separate instructions for how to figure the amount of the adjustment.

For Paperwork Reduction Act Notice, see your tax return instructions.

Form **8949** (2014)

Form **8949**Department of the Treasury
Internal Revenue Service**Sales and Other Dispositions of Capital Assets**► Information about Form 8949 and its separate instructions is at www.irs.gov/form8949.

► File with your Schedule D to list your transactions for lines 1b, 2, 3, 8b, 9, and 10 of Schedule D.

OMB No 1545-0074

2014Attachment
Sequence No **12A**

Name(s) shown on return

SYLVIA & STANLEY SHIRVAN FDN

Social security number or taxpayer identification number

22-3140652

Before you check Box A, B, or C below, see whether you received any Form(s) 1099-B or substitute statement(s) from your broker. A substitute statement will have the same information as Form 1099-B. Either may show your basis (usually your cost) even if your broker did not report it to the IRS. Brokers must report basis to the IRS for most stock you bought in 2011 or later (and for certain debt instruments you bought in 2014 or later).

Part I **Short-Term.** Transactions involving capital assets you held 1 year or less are short-term. For long-term transactions, see page 2.

Note. You may aggregate all short-term transactions reported on Form(s) 1099-B showing basis was reported to the IRS and for which no adjustments or codes are required. Enter the total directly on Schedule D, line 1a; you are not required to report these transactions on Form 8949 (see instructions).

You must check Box A, B, or C below. Check only one box. If more than one box applies for your short-term transactions, complete a separate Form 8949, page 1, for each applicable box. If you have more short-term transactions than will fit on this page for one or more of the boxes, complete as many forms with the same box checked as you need.

- ☐ (A) Short-term transactions reported on Form(s) 1099-B showing basis was reported to the IRS (see **Note** above)
- ☒ (B) Short-term transactions reported on Form(s) 1099-B showing basis was **not** reported to the IRS
- ☐ (C) Short-term transactions not reported to you on Form 1099-B

1	(a) Description of property (Example 100 sh XYZ Co.)	(b) Date acquired (Mo., day, yr.)	(c) Date sold or disposed (Mo., day, yr.)	(d) Proceeds (sales price) (see instructions)	(e) Cost or other basis. See the Note below and see Column (e) in the separate instructions	Adjustment, if any, to gain or loss. If you enter an amount in column (g), enter a code in column (f). See the separate instructions		(h) Gain or (loss). Subtract column (e) from column (d) and combine the result with column (g)
						(f) Code(s) from instructions	(g) Amount of adjustment	
	SEE ATTACHED MORGAN STANLEY STMT	08/01/2014	08/04/2014	16.				16.
2 Totals. Add the amounts in columns (d), (e), (g), and (h) (subtract negative amounts). Enter each total here and include on your Schedule D, line 1b (if Box A above is checked), line 2 (if Box B above is checked), or line 3 (if Box C above is checked).				16				16.

Note. If you checked Box A above but the basis reported to the IRS was incorrect, enter in column (e) the basis as reported to the IRS, and enter an adjustment in column (g) to correct the basis. See **Column (g)** in the separate instructions for how to figure the amount of the adjustment.

For Paperwork Reduction Act Notice, see your tax return instructions.

Form **8949** (2014)

Name(s) shown on return Name and SSN or taxpayer identification no. not required if shown on other side

Social security number or taxpayer identification number

SYLVIA & STANLEY SHIRVAN FDN

22-3140652

Before you check Box D, E, or F below, see whether you received any Form(s) 1099-B or substitute statement(s) from your broker. A substitute statement will have the same information as Form 1099-B. Either may show your basis (usually your cost) even if your broker did not report it to the IRS. Brokers must report basis to the IRS for most stock you bought in 2011 or later (and for certain debt instruments you bought in 2014 or later).

Part II Long-Term. Transactions involving capital assets you held more than 1 year are long term. For short-term transactions, see page 1.

Note. You may aggregate all long-term transactions reported on Form(s) 1099-B showing basis was reported to the IRS and for which no adjustments or codes are required. Enter the total directly on Schedule D, line 8a; you are not required to report these transactions on Form 8949 (see instructions).

You must check Box D, E, or F below. Check only one box. If more than one box applies for your long-term transactions, complete a separate Form 8949, page 2, for each applicable box. If you have more long-term transactions than will fit on this page for one or more of the boxes, complete as many forms with the same box checked as you need.

- ☒ **(D)** Long-term transactions reported on Form(s) 1099-B showing basis was reported to the IRS (see **Note** above)
☐ **(E)** Long-term transactions reported on Form(s) 1099-B showing basis was **not** reported to the IRS
☐ **(F)** Long-term transactions not reported to you on Form 1099-B

1	(a) Description of property (Example 100 sh XYZ Co.)	(b) Date acquired (Mo, day, yr)	(c) Date sold or disposed (Mo, day, yr)	(d) Proceeds (sales price) (see instructions)	(e) Cost or other basis. See the Note below and see Column (e) in the separate instructions	Adjustment, if any, to gain or loss. If you enter an amount in column (g), enter a code in column (f). See the separate instructions		(h) Gain or (loss) Subtract column (e) from column (d) and combine the result with column (g)
						(f) Code(s) from instructions	(g) Amount of adjustment	
	SEE ATTACHED MORGAN STANLEY STMT	VAR	VAR	802,447.	533,095.			269,352.
2 Totals. Add the amounts in columns (d), (e), (g), and (h) (subtract negative amounts). Enter each total here and include on your Schedule D, line 8b (if Box D above is checked), line 9 (if Box E above is checked), or line 10 (if Box F above is checked) ▶				802,447.	533,095.			269,352.

Note. If you checked Box D above but the basis reported to the IRS was incorrect, enter in column (e) the basis as reported to the IRS, and enter an adjustment in column (g) to correct the basis. See Column (g) in the separate instructions for how to figure the amount of the adjustment.

Name(s) shown on return Name and SSN or taxpayer identification no. not required if shown on other side

SYLVIA & STANLEY SHIRVAN FDN

Social security number or taxpayer identification number

22-3140652

Before you check Box D, E, or F below, see whether you received any Form(s) 1099-B or substitute statement(s) from your broker. A substitute statement will have the same information as Form 1099-B. Either may show your basis (usually your cost) even if your broker did not report it to the IRS. Brokers must report basis to the IRS for most stock you bought in 2011 or later (and for certain debt instruments you bought in 2014 or later).

Part II Long-Term. Transactions involving capital assets you held more than 1 year are long term. For short-term transactions, see page 1.

Note. You may aggregate all long-term transactions reported on Form(s) 1099-B showing basis was reported to the IRS and for which no adjustments or codes are required. Enter the total directly on Schedule D, line 8a; you are not required to report these transactions on Form 8949 (see instructions).

You must check Box D, E, or F below. Check only one box. If more than one box applies for your long-term transactions, complete a separate Form 8949, page 2, for each applicable box. If you have more long-term transactions than will fit on this page for one or more of the boxes, complete as many forms with the same box checked as you need.

- ☐ (D) Long-term transactions reported on Form(s) 1099-B showing basis was reported to the IRS (see **Note** above)
- ☒ (E) Long-term transactions reported on Form(s) 1099-B showing basis was **not** reported to the IRS
- ☐ (F) Long-term transactions not reported to you on Form 1099-B

1	(a) Description of property (Example 100 sh XYZ Co.)	(b) Date acquired (Mo., day, yr.)	(c) Date sold or disposed (Mo., day, yr.)	(d) Proceeds (sales price) (see instructions)	(e) Cost or other basis. See the Note below and see Column (e) in the separate instructions.	Adjustment, if any, to gain or loss. If you enter an amount in column (g), enter a code in column (f). See the separate instructions.		(h) Gain or (loss). Subtract column (e) from column (d) and combine the result with column (g).
						(f) Code(s) from instructions	(g) Amount of adjustment	
	SEE ATTACHED MORGAN STANLEY STMT	VAR	VAR	359,842.	200,439.			159,403.
2 Totals. Add the amounts in columns (d), (e), (g), and (h) (subtract negative amounts). Enter each total here and include on your Schedule D, line 8b (if Box D above is checked), line 9 (if Box E above is checked), or line 10 (if Box F above is checked) ►				359,842.	200,439.			159,403.

Note. If you checked Box D above but the basis reported to the IRS was incorrect, enter in column (e) the basis as reported to the IRS, and enter an adjustment in column (g) to correct the basis. See Column (g) in the separate instructions for how to figure the amount of the adjustment.

Morgan Stanley

Corporate Tax Statement
Tax Year 2014

THE SYLVIA & STANLEY SHIRVAN
FOUNDATION INC
23 FARVIEW ROAD
TENAFLY NJ 07670-2322

Morgan Stanley Smith Barney Holdings LLC
1 New York Plaza
8th Floor
New York, NY 10004
Identification Number 26-4310632

Taxpayer ID Number XX-XXX0652
Account Number 719 119980 160

Customer Service: 866-324-6088

This information is NOT being furnished to the Internal Revenue Service. It is provided to you for informational purposes only.

1099-B PROCEEDS FROM BROKER AND BARTER EXCHANGE TRANSACTIONS

OMB NO. 1545-0715

Gross Proceeds less commissions and option premiums on stocks, bonds, etc. Consider the Net Proceeds box checked in IRS box 6 (Reported to IRS) for all option transactions

Short Term - Covered Securities (Consider Box 3 (Basis Reported to IRS) as being checked for this section. These transactions should be reported on Form 8949 Part I with box A checked.)

DESCRIPTION (Box 1a)	QUANTITY	DATE ACQUIRED (Box 1b)	DATE SOLD (Box 1c)	PROCEEDS (Box 1d)	COST OR OTHER BASIS (Box 1e)	ADJUSTMENTS/CODE (Box 1g)/(Box 1f)	GAIN/(LOSS) AMOUNT	FEDERAL INCOME TAX WITHHELD (Box 4)
AMERICAN AIRLIS GROUP INC		CUSIP 02376R102	Symbol AAL					
	230 000	09/04/13	03/18/14	\$8 635 31	\$3,847 51	\$0 00	\$4,787 80	\$0 00
	385 000	09/04/13	06/16/14	\$15,671.15	\$6,440.40	\$0 00	\$9,230.75	\$0 00
Security Subtotal	615 000			\$24,306 46	\$10,287 91	\$0 00	\$14,018 55	\$0 00
AT&T INC		CUSIP 00206R102	Symbol T					
	490 000	12/05/13	09/16/14	\$17 009 33	\$16 904 51	\$0 00	\$104 82	\$0 00
BED BATH & BEYOND INC		CUSIP 075896100	Symbol BBBY					
	46 000	01/17/14	03/21/14	\$3,132 98	\$3,072 89	\$0 00	\$60 09	\$0 00
BROADCOM CORP CL A		CUSIP 111320107	Symbol BRCM					
	41 000	08/28/13	06/20/14	\$1 558 16	\$1,011 26	\$0 00	\$546 90	\$0 00
	132 000	08/28/13	06/23/14	\$5,002.72	\$3,255.76	\$0 00	\$1,746.96	\$0 00
Security Subtotal	173 000			\$6,560 88	\$4,267.02	\$0 00	\$2,293 86	\$0 00
CATERPILLAR INC		CUSIP 149123101	Symbol CAT					
	24 000	04/22/13	03/18/14	\$2,300 66	\$1,943 09	\$0 00	\$357 57	\$0 00
	5 000	04/22/13	03/18/14	\$479 31	\$404 81	\$0 00	\$74 50	\$0 00
	3 000	08/28/13	08/01/14	\$300 38	\$245 04	\$0 00	\$55 34	\$0 00
	50 000	08/28/13	08/04/14	\$5 050 02	\$4,083 94	\$0 00	\$966 08	\$0 00
	32 000	08/28/13	08/06/14	\$3,232 69	\$2,613 72	\$0 00	\$618 97	\$0 00
	9 000	10/24/13	08/06/14	\$909 19	\$764 48	\$0 00	\$144 71	\$0 00
	11 000	12/05/13	08/06/14	\$1,111 24	\$929 14	\$0 00	\$182 10	\$0 00

CONTINUED ON NEXT PAGE

IMPORTANT TAX INFORMATION -- PLEASE RETAIN FOR YOUR RECORDS

Page 15 of 42

010079 MS130A01 062573

Morgan Stanley

Corporate Tax Statement
Tax Year 2014

THE SYLVIA & STANLEY SHIRVAN
FOUNDATION INC
23 FARVIEW ROAD
TENAFLY NJ 07670-2322

Morgan Stanley Smith Barney Holdings LLC
1 New York Plaza
8th Floor
New York, NY 10004
Identification Number 26-4310632
Taxpayer ID Number XX-XXX0652
Account Number 719 119980 160
Customer Service: 866-324-6088

This information is NOT being furnished to the Internal Revenue Service. It is provided to you for informational purposes only.

1099-B PROCEEDS FROM BROKER AND BARTER EXCHANGE TRANSACTIONS (continued)

OMB NO. 1545-0715

Gross Proceeds less commissions and option premiums on stocks, bonds, etc. Consider the Net Proceeds box checked in IRS box 6 (Reported to IRS) for all option transactions

Short Term - Covered Securities (Consider Box 3 (Basis Reported to IRS) as being checked for this section. These transactions should be reported on Form 8949 Part I with box A checked)
(Continued)

DESCRIPTION (Box 1a)	QUANTITY	DATE ACQUIRED (Box 1b)	DATE SOLD (Box 1c)	PROCEEDS (Box 1d)	COST OR OTHER BASIS (Box 1e)	ADJUSTMENTS/CODE (Box 1g)/(Box 1f)	GAIN/(LOSS) AMOUNT	FEDERAL INCOME TAX WITHHELD (Box 4)
CATERPILLAR INC (Cont)		CUSIP 149123101	Symbol CAT					
	22 000	08/28/13	08/25/14	\$2 374 86	\$1,796 94	\$0 00	\$577 92	\$0 00
	13 000	08/28/13	08/25/14	\$1,403 33	\$1,061 83	\$0 00	\$341 50	\$0 00
	111 000	10/24/13	08/25/14	\$11 982 27	\$9,428 57	\$0 00	\$2,553 70	\$0 00
	44,000	12/05/13	08/25/14	\$4,749.73	\$3,716.57	\$0.00	\$1,033.16	\$0.00
Security Subtotal	324 000			\$33,893 68	\$26,988.13	\$0 00	\$6,905 55	\$0 00
CHEVRON CORP		CUSIP 166764100	Symbol CVX					
	69 000	10/27/14	11/28/14	\$7,495 60	\$7,920 24	\$0 00	(\$424 64)	\$0 00
CHINA MOBILE LTD		CUSIP 16941M109	Symbol CHL					
	205 000	11/04/13	09/16/14	\$12,752 27	\$10,693 37	\$0 00	\$2 058 90	\$0 00
CISCO SYS INC		CUSIP 17275R102	Symbol CSCO					
	300 000	11/21/13	09/16/14	\$7,590 97	\$6 406 92	\$0 00	\$1 184 05	\$0 00
DILLARDS INC CL A		CUSIP 254067101	Symbol DDS					
	148 000	09/18/13	07/10/14	\$17,635 69	\$12 043 10	\$0 00	\$5,592 59	\$0 00
FACEBOOK INC CL-A		CUSIP 30303M102	Symbol FB					
	195 000	04/10/13	01/28/14	\$10,651 55	\$5,374 22	\$0 00	\$5,277 33	\$0 00
HESS CORPORATION		CUSIP 42809H107	Symbol HES					
	165 000	06/26/13	05/14/14	\$14 721 18	\$10 840 76	\$0 00	\$3,880 42	\$0 00

CONTINUED ON NEXT PAGE

IMPORTANT TAX INFORMATION -- PLEASE RETAIN FOR YOUR RECORDS

Page 16 of 42

Morgan Stanley

Corporate Tax Statement
Tax Year 2014

THE SYLVIA & STANLEY SHIRVAN
FOUNDATION INC
23 FARVIEW ROAD
TENAFLY NJ 07670-2322

Morgan Stanley Smith Barney Holdings LLC
1 New York Plaza
8th Floor
New York, NY 10004
Identification Number 26-4310632

Taxpayer ID Number XX-XXX0652
Account Number 719 119980 160

Customer Service: 866-324-6088

This information is NOT being furnished to the Internal Revenue Service. It is provided to you for informational purposes only.

1099-B PROCEEDS FROM BROKER AND BARTER EXCHANGE TRANSACTIONS (continued)

OMB NO. 1545-0715

Gross Proceeds less commissions and option premiums on stocks, bonds, etc. Consider the Net Proceeds box checked in IRS box 6 (Reported to IRS) for all option transactions

Short Term - Covered Securities (Consider Box 3 (Basis Reported to IRS) as being checked for this section These transactions should be reported on Form 8949 Part I with box A checked)
(Continued)

DESCRIPTION (Box 1a)	QUANTITY	DATE ACQUIRED (Box 1b)	DATE SOLD (Box 1c)	PROCEEDS (Box 1d)	COST OR OTHER BASIS (Box 1e)	ADJUSTMENTS/CODE (Box 1g)/(Box 1f)	GAIN/(LOSS) AMOUNT	FEDERAL INCOME TAX WITHHELD (Box 4)
MICROSOFT CORP		CUSIP 594918104	Symbol MSFT					
	245 000	11/13/13	10/24/14	\$11,151 96	\$9 076 42	\$0 00	\$2,075 54	\$0 00
RIVERBED TECH INC		CUSIP 768573107	Symbol RVBD					
	180 000	07/31/13	01/15/14	\$3,600 00	\$2,745 68	\$0 00	\$854 32	\$0 00
	180 000	07/31/13	02/24/14	\$3,698 21	\$2,745 68	\$0 00	\$952 53	\$0 00
	115 000	07/31/13	02/24/14	\$2,362 75	\$1,754 19	\$0 00	\$608 56	\$0 00
	99 000	07/31/13	02/27/14	\$2 045 43	\$1 510 13	\$0 00	\$535 30	\$0 00
	86 000	07/31/13	02/28/14	\$1,772 55	\$1,311 83	\$0 00	\$460 72	\$0 00
	80 000	07/31/13	03/04/14	\$1,747 62	\$1,220 30	\$0 00	\$527 32	\$0 00
	105 000	07/31/13	03/06/14	\$2,146 27	\$1,601 65	\$0 00	\$544 62	\$0 00
	55 000	09/06/13	03/06/14	\$1 124 23	\$836 33	\$0 00	\$287 90	\$0 00
	70 000	09/06/13	03/07/14	\$1,420 69	\$1 064 42	\$0 00	\$356 27	\$0 00
	90 000	09/06/13	03/17/14	\$1 777 98	\$1,368 54	\$0 00	\$409 44	\$0 00
	20 000	09/06/13	03/18/14	\$398 61	\$304 12	\$0 00	\$94 49	\$0 00
	75 000	09/18/13	03/18/14	\$1 494 77	\$1,192 85	\$0 00	\$301 92	\$0 00
	190 000	09/18/13	03/19/14	\$3,756 17	\$3,021 87	\$0 00	\$734 30	\$0 00
Security Subtotal	1,345 000			\$27,345 28	\$20,677 59	\$0 00	\$6,667 69	\$0 00
TARGET CORPORATION		CUSIP 87612E106	Symbol TGT					
	154 000	01/22/14	10/10/14	\$9 333 03	\$9,085 82	\$0 00	\$247 21	\$0 00

CONTINUED ON NEXT PAGE

IMPORTANT TAX INFORMATION -- PLEASE RETAIN FOR YOUR RECORDS

Page 17 of 42

010079 MS130A01 062574

Morgan Stanley

Corporate Tax Statement
Tax Year 2014

THE SYLVIA & STANLEY SHIRVAN
FOUNDATION INC
23 FARVIEW ROAD
TENAFLY NJ 07670-2322

Morgan Stanley Smith Barney Holdings LLC
1 New York Plaza
8th Floor
New York, NY 10004
Identification Number 26-4310632
Taxpayer ID Number XX-XXX0652
Account Number 719 119980 160
Customer Service: 866-324-6088

This information is NOT being furnished to the Internal Revenue Service. It is provided to you for informational purposes only.

1099-B PROCEEDS FROM BROKER AND BARTER EXCHANGE TRANSACTIONS (continued)

OMB NO. 1545-0715

Gross Proceeds less commissions and option premiums on stocks, bonds, etc. Consider the Net Proceeds box checked in IRS box 6 (Reported to IRS) for all option transactions

Short Term - Covered Securities (Consider Box 3 (Basis Reported to IRS) as being checked for this section. These transactions should be reported on Form 8949 Part I with box A checked)
(Continued)

DESCRIPTION (Box 1a)	QUANTITY	DATE ACQUIRED (Box 1b)	DATE SOLD (Box 1c)	PROCEEDS (Box 1d)	COST OR OTHER BASIS (Box 1e)	ADJUSTMENTS/CODE (Box 1g)/(Box 1f)	GAIN/(LOSS) AMOUNT	FEDERAL INCOME TAX WITHHELD (Box 4)
TARGET CORPORATION (Cont.)		CUSIP: 87612E106	Symbol TGT					
	80 000	01/23/14	10/10/14	\$4,848.33	\$4,687.76	\$0.00	\$160.57	\$0.00
	71 000	01/28/14	10/10/14	\$4,302.88	\$4,126.30	\$0.00	\$176.58	\$0.00
	90,000	08/12/14	10/10/14	\$5,454.36	\$5,150.56	\$0.00	\$303.80	\$0.00
Security Subtotal	395 000			\$23,938.60	\$23,050.44	\$0.00	\$888.16	\$0.00
TEXTAINER GROUP HOLDINGS LTD		CUSIP: G8766E109	Symbol TGH					
	344 000	11/11/13	01/03/14	\$13,268.98	\$12,988.51	\$0.00	\$280.47	\$0.00
	7 000	11/12/13	01/03/14	\$270.01	\$268.03	\$0.00	\$1.98	\$0.00
	99,000	11/12/13	01/06/14	\$3,776.76	\$3,790.66	\$0.00	(\$13.90)	\$0.00
Security Subtotal	450 000			\$17,315.75	\$17,047.20	\$0.00	\$268.55	\$0.00
TRIBUNE PUBG CO		CUSIP: 896082104	Symbol TPUB					
	57 000	02/26/14	08/06/14	\$1,196.97	\$1,129.06	\$0.00	\$67.91	\$0.00
	26,000	03/10/14	08/06/14	\$545.99	\$528.93	\$0.00	\$17.06	\$0.00
Security Subtotal	83 000			\$1,742.96	\$1,657.99	\$0.00	\$84.97	\$0.00
Total Short Term Covered Securities				\$237,245.14	\$186,308.71	\$0.00	\$50,936.43	\$0.00

IMPORTANT TAX INFORMATION -- PLEASE RETAIN FOR YOUR RECORDS

Page 18 of 42

Morgan Stanley

Corporate Tax Statement
Tax Year 2014

THE SYLVIA & STANLEY SHIRVAN
FOUNDATION INC
23 FARVIEW ROAD
TENAFLY NJ 07670-2322

Morgan Stanley Smith Barney Holdings LLC
1 New York Plaza
8th Floor
New York, NY 10004
Identification Number 26-4310632
Taxpayer ID Number XX-XXX0652
Account Number 719 119980 160
Customer Service: 866-324-6088



This information is NOT being furnished to the Internal Revenue Service. It is provided to you for informational purposes only.

1099-B PROCEEDS FROM BROKER AND BARTER EXCHANGE TRANSACTIONS

OMB NO. 1545-0715

Gross Proceeds less commissions and option premiums on stocks, bonds, etc. Consider the Net Proceeds box checked in IRS box 6 (Reported to IRS) for all option transactions

Short Term - Noncovered Securities * (Consider Box 5 (Noncovered Security) as being checked and Box 3 (Basis Reported to IRS) as not being checked for this section. These transactions should be reported on Form 8949 Part I with box B checked.)

DESCRIPTION (Box 1a)	QUANTITY	DATE ACQUIRED (Box 1b)	DATE SOLD (Box 1c)	PROCEEDS (Box 1d)	COST OR OTHER BASIS (Box 1e)	ADJUSTMENTS/CODE (Box 1g)/(Box 1f)	GAIN/(LOSS) AMOUNT	FEDERAL INCOME TAX WITHHELD (Box 4)
TRIBUNE PUBG CO		CUSIP. 896082104	Symbol TPUB					
	0 000	08/01/14	08/04/14	\$16.31	\$0.00	\$0.00	\$16.31	\$0.00
Total Short Term Noncovered Securities				\$16.31	\$0.00	\$0.00	\$16.31	\$0.00
Total Short Term Covered and Noncovered Securities				\$237,261.45	\$186,308.71	\$0.00	\$50,952.74	\$0.00

IMPORTANT TAX INFORMATION -- PLEASE RETAIN FOR YOUR RECORDS

Page 19 of 42

Morgan Stanley

Corporate Tax Statement
Tax Year 2014

THE SYLVIA & STANLEY SHIRVAN
FOUNDATION INC
23 FARVIEW ROAD
TENAFLY NJ 07670-2322

Morgan Stanley Smith Barney Holdings LLC
1 New York Plaza
8th Floor
New York, NY 10004
Identification Number 26-4310632

Taxpayer ID Number XX-XXX0652
Account Number 719 119980 160

Customer Service: 866-324-6088

This information is NOT being furnished to the Internal Revenue Service. It is provided to you for informational purposes only.

1099-B PROCEEDS FROM BROKER AND BARTER EXCHANGE TRANSACTIONS

OMB NO. 1545-0715

Gross Proceeds less commissions and option premiums on stocks, bonds, etc. Consider the Net Proceeds box checked in IRS box 5 (Reported to IRS) for all option transactions

Long Term - Covered Securities (Consider Box 3 (Basis Reported to IRS) as being checked for this section These transactions should be reported on Form 8949 Part II with box D checked)

DESCRIPTION (Box 1a)	QUANTITY	DATE ACQUIRED (Box 1b)	DATE SOLD (Box 1c)	PROCEEDS (Box 1d)	COST OR OTHER BASIS (Box 1e)	ADJUSTMENTS/CODE (Box 1g)/(Box 1f)	GAIN/(LOSS) AMOUNT	FEDERAL INCOME TAX WITHHELD (Box 4)
ACTIVISION BLIZZARD INC CUSIP: 00507V109 Symbol: ATVI								
	610 000	02/07/13	05/05/14	\$11,944 88	\$7 319 94	\$0 00	\$4 624 94	\$0 00
	515 000	02/08/13	05/05/14	\$10 084 61	\$6,727 14	\$0 00	\$3 357 47	\$0 00
	75 000	04/15/13	05/05/14	\$1,468.63	\$1,078.83	\$0.00	\$389.80	\$0.00
Security Subtotal	1,200 000			\$23,498 12	\$15,125 91	\$0 00	\$8,372 21	\$0 00
AMERICAN AIRLIS GROUP INC CUSIP: 02376R102 Symbol: AAL								
	228 000	09/04/13	11/19/14	\$10,159 47	\$3,814 05	\$0 00	\$6,345 42	\$0 00
APACHE CORP CUSIP: 037411105 Symbol: APA								
	62 000	07/11/12	10/15/14	\$4,440 96	\$5 254 09	\$0 00	(\$813 13)	\$0 00
APPLE INC CUSIP: 037833100 Symbol: AAPL								
	84 000	04/21/11	07/16/14	\$8 103 64	\$4 203 61	\$0 00	\$3,900 03	\$0 00
	14 000	05/04/11	07/16/14	\$1 350 61	\$702 02	\$0 00	\$648 59	\$0 00
	21 000	05/04/11	07/16/14	\$2,025 91	\$1 053 02	\$0 00	\$972 89	\$0 00
	28 000	08/23/11	07/16/14	\$2 701 21	\$1,463 61	\$0 00	\$1,237 60	\$0 00
	42 000	08/23/11	07/16/14	\$4,051 82	\$2,195 41	\$0 00	\$1 856 41	\$0 00
	21 000	11/20/12	07/16/14	\$2,025 91	\$1,684 77	\$0 00	\$341 14	\$0 00
	107 000	01/24/13	07/16/14	\$10,322 48	\$6,967 94	\$0 00	\$3,354 54	\$0 00
	139 000	01/24/13	09/03/14	\$13,751 27	\$9,051 81	\$0 00	\$4,699 46	\$0 00
	71 000	01/24/13	09/03/14	\$7 024 03	\$4 623 59	\$0 00	\$2,400 44	\$0 00
	48 000	01/24/13	09/16/14	\$4,775 24	\$3 125 80	\$0 00	\$1,649 44	\$0 00
	6 000	01/24/13	09/16/14	\$596 91	\$390 73	\$0 00	\$206 18	\$0 00
	6 000	01/24/13	09/16/14	\$596.91	\$390.73	\$0.00	\$206.18	\$0.00
Security Subtotal	587 000			\$57,325 94	\$35,853 04	\$0 00	\$21,472 90	\$0 00

CONTINUED ON NEXT PAGE

IMPORTANT TAX INFORMATION -- PLEASE RETAIN FOR YOUR RECORDS

Page 21 of 42

010079 MS13CA01 062576

Morgan Stanley

Corporate Tax Statement
Tax Year 2014

THE SYLVIA & STANLEY SHIRVAN
FOUNDATION INC
23 FARVIEW ROAD
TENAFLY NJ 07670-2322

Morgan Stanley Smith Barney Holdings LLC
1 New York Plaza
8th Floor
New York, NY 10004
Identification Number 26-4310632
Taxpayer ID Number XX-XXX0652
Account Number 719 119980 160
Customer Service: 866-324-6088

This information is NOT being furnished to the Internal Revenue Service. It is provided to you for informational purposes only.

1099-B PROCEEDS FROM BROKER AND BARTER EXCHANGE TRANSACTIONS (continued)

OMB NO. 1545-0715

Gross Proceeds less commissions and option premiums on stocks, bonds, etc. Consider the Net Proceeds box checked in IRS box 6 (Reported to IRS) for all option transactions

Long Term - Covered Securities (Consider Box 3 (Basis Reported to IRS) as being checked for this section. These transactions should be reported on Form 8949 Part II with box D checked)
(Continued)

DESCRIPTION (Box 1a)	QUANTITY	DATE ACQUIRED (Box 1b)	DATE SOLD (Box 1c)	PROCEEDS (Box 1d)	COST OR OTHER BASIS (Box 1e)	ADJUSTMENTS/CODE (Box 1g)/(Box 1f)	GAIN/(LOSS) AMOUNT	FEDERAL INCOME TAX WITHHELD (Box 4)
AT&T INC		CUSIP. 00206R102	Symbol T					
	595 000	12/13/12	04/08/14	\$20,960.37	\$20,518.75	\$0.00	\$441.62	\$0.00
	155 000	03/20/13	04/08/14	\$5,460.27	\$5,610.65	\$0.00	(\$150.38)	\$0.00
	270 000	03/20/13	05/13/14	\$9,734.25	\$9,773.38	\$0.00	(\$39.13)	\$0.00
	20,000	03/20/13	09/16/14	\$694.26	\$723.95	\$0.00	(\$29.69)	\$0.00
Security Subtotal	1,040 000			\$36,849.15	\$36,626.73	\$0.00	\$222.42	\$0.00
BANK OF AMERICA CORP		CUSIP. 060505104	Symbol. BAC					
	191 000	04/19/11	02/03/14	\$3,124.74	\$2,348.13	\$0.00	\$776.61	\$0.00
	569 000	05/10/11	02/03/14	\$9,308.79	\$7,010.13	\$0.00	\$2,298.66	\$0.00
	72 000	05/10/11	02/07/14	\$1,200.51	\$887.05	\$0.00	\$313.46	\$0.00
	438,000	08/10/12	02/07/14	\$7,303.13	\$3,376.98	\$0.00	\$3,926.15	\$0.00
Security Subtotal	1,270 000			\$20,937.17	\$13,622.29	\$0.00	\$7,314.88	\$0.00
BED BATH & BEYOND INC		CUSIP. 075896100	Symbol BBBY					
	11 000	11/20/12	03/17/14	\$749.82	\$640.86	\$0.00	\$108.96	\$0.00
	27 000	11/20/12	03/18/14	\$1,844.05	\$1,573.02	\$0.00	\$271.03	\$0.00
	9,000	11/20/12	03/21/14	\$612.97	\$524.34	\$0.00	\$88.63	\$0.00
Security Subtotal	47 000			\$3,206.84	\$2,738.22	\$0.00	\$468.62	\$0.00
BERKSHIRE HATHAWAY CL-B NEW		CUSIP. 084670702	Symbol BRK'B					
	60 000	08/22/12	09/16/14	\$8,331.56	\$5,141.09	\$0.00	\$3,190.47	\$0.00
	95,000	08/22/12	12/22/14	\$14,416.70	\$8,140.07	\$0.00	\$6,276.63	\$0.00
Security Subtotal	155 000			\$22,748.26	\$13,281.16	\$0.00	\$9,467.10	\$0.00

CONTINUED ON NEXT PAGE

IMPORTANT TAX INFORMATION -- PLEASE RETAIN FOR YOUR RECORDS

Page 22 of 42

Morgan Stanley

Corporate Tax Statement
Tax Year 2014

THE SYLVIA & STANLEY SHIRVAN
FOUNDATION INC
23 FARVIEW ROAD
TENAFLY NJ 07670-2322

Morgan Stanley Smith Barney Holdings LLC
1 New York Plaza
8th Floor
New York, NY 10004
Identification Number 26-4310632
Taxpayer ID Number XX-XXX0652
Account Number 719 119980 160

Customer Service: 866-324-6088

This information is NOT being furnished to the Internal Revenue Service. It is provided to you for informational purposes only.

1099-B PROCEEDS FROM BROKER AND BARTER EXCHANGE TRANSACTIONS (continued)

OMB NO. 1545-0715

Gross Proceeds less commissions and option premiums on stocks, bonds, etc. Consider the Net Proceeds box checked in IRS box 6 (Reported to IRS) for all option transactions

Long Term - Covered Securities (Consider Box 3 (Basis Reported to IRS) as being checked for this section. These transactions should be reported on Form 8949 Part II with box D checked.)
(Continued)

DESCRIPTION (Box 1a)	QUANTITY	DATE ACQUIRED (Box 1b)	DATE SOLD (Box 1c)	PROCEEDS (Box 1d)	COST OR OTHER BASIS (Box 1e)	ADJUSTMENTS/CODE (Box 1g)/(Box 1f)	GAIN/(LOSS) AMOUNT	FEDERAL INCOME TAX WITHHELD (Box 4)
BRISTOL MYERS SQUIBB CO	CUSIP 110122108	Symbol	BMV					
	141 000	09/18/13	11/19/14	\$8 281 64	\$6,508 18	\$0 00	\$1,773 46	\$0 00
BROADCOM CORP CL A	CUSIP 111320107	Symbol	BRCM					
	155 000	05/17/11	06/03/14	\$5 478 59	\$5,026 15	\$0 00	\$452 44	\$0 00
	110 000	05/17/11	06/09/14	\$4,156 46	\$3 566 95	\$0 00	\$589 51	\$0 00
	19 000	05/17/11	06/11/14	\$720 09	\$616 11	\$0 00	\$103 98	\$0 00
	161 000	06/08/11	06/11/14	\$6,101 82	\$5 296 04	\$0 00	\$805 78	\$0 00
	3 000	06/08/11	06/16/14	\$115 16	\$98 68	\$0 00	\$16 48	\$0 00
	107 000	10/04/11	06/16/14	\$4 107 50	\$3 367 94	\$0 00	\$739 56	\$0 00
	65 000	10/04/11	06/18/14	\$2 489 47	\$2,045 94	\$0 00	\$443 53	\$0 00
	39 000	10/04/11	06/19/14	\$1 480 91	\$1 227 57	\$0 00	\$253 34	\$0 00
	59 000	11/20/12	06/19/14	\$2 240 34	\$1,792 36	\$0 00	\$447 98	\$0 00
	59,000	11/20/12	06/20/14	\$2,242 24	\$1,792 36	\$0 00	\$449 88	\$0 00
Security Subtotal	777 000			\$29,132 58	\$24,830 10	\$0 00	\$4,302 48	\$0 00
CALIFORNIA RES CORP COM	CUSIP 13057Q107	Symbol	CRC					
	74 000	04/15/13	12/02/14	\$530 19	\$530 55	\$0 00	(\$0 36)	\$0 00
	70 000	04/24/13	12/02/14	\$501 54	\$510 25	\$0 00	(\$8 71)	\$0 00
Security Subtotal	144 000			\$1,031 73	\$1,040 80	\$0 00	(\$9 07)	\$0 00
CAMERON INTNL CORP	CUSIP 13342B105	Symbol	CAM					
	110 000	06/23/11	07/30/14	\$8 033 36	\$5,039 72	\$0 00	\$2,993 64	\$0 00
CATERPILLAR INC	CUSIP 149123101	Symbol	CAT					
	5 000	12/11/12	03/18/14	\$479 31	\$437 69	\$0 00	\$41 62	\$0 00

CONTINUED ON NEXT PAGE

IMPORTANT TAX INFORMATION -- PLEASE RETAIN FOR YOUR RECORDS

Page 23 of 42

010079 MS13DA01 062577

Morgan Stanley

Corporate Tax Statement
Tax Year 2014

THE SYLVIA & STANLEY SHIRVAN
FOUNDATION INC
23 FARVIEW ROAD
TENAFLY NJ 07670-2322

Morgan Stanley Smith Barney Holdings LLC
1 New York Plaza
8th Floor
New York, NY 10004
Identification Number 26-4310632
Taxpayer ID Number XX-XXX0652
Account Number 719 119980 160
Customer Service: 866-324-6088

This information is NOT being furnished to the Internal Revenue Service. It is provided to you for informational purposes only.

1099-B PROCEEDS FROM BROKER AND BARTER EXCHANGE TRANSACTIONS (continued)

OMB NO. 1545-0715

Gross Proceeds less commissions and option premiums on stocks, bonds, etc. Consider the Net Proceeds box checked in IRS box 6 (Reported to IRS) for all option transactions

Long Term - Covered Securities (Consider Box 3 (Basis Reported to IRS) as being checked for this section These transactions should be reported on Form 8949 Part II with box D checked)
(Continued)

DESCRIPTION (Box 1a)	QUANTITY	DATE ACQUIRED (Box 1b)	DATE SOLD (Box 1c)	PROCEEDS (Box 1d)	COST OR OTHER BASIS (Box 1e)	ADJUSTMENTS/CODE (Box 1g)/(Box 1f)	GAIN/(LOSS) AMOUNT	FEDERAL INCOME TAX WITHHELD (Box 4)
CATERPILLAR INC (Cont)		CUSIP 149123101	Symbol CAT					
	231 000	12/11/12	03/18/14	\$22,143 85	\$20 221 44	\$0 00	\$1,922 51	\$0 00
	29 000	04/22/13	04/25/14	\$3,001 82	\$2,347 90	\$0 00	\$653 92	\$0 00
	71 000	04/22/13	04/25/14	\$7,349 30	\$5 748 30	\$0 00	\$1 601 00	\$0 00
	52 000	04/22/13	08/01/14	\$5 206 63	\$4 210 02	\$0 00	\$996 61	\$0 00
	7 000	04/22/13	08/04/14	\$707 00	\$566 73	\$0 00	\$140 27	\$0 00
	8 000	04/22/13	08/04/14	\$808 01	\$647 70	\$0 00	\$160 31	\$0 00
	10 000	04/22/13	08/04/14	\$1 010 00	\$809 62	\$0 00	\$200 38	\$0 00
	23 000	04/22/13	08/06/14	\$2,323 49	\$1,862 13	\$0 00	\$461 36	\$0 00
Security Subtotal	436 000			\$43,029 51	\$36,851 53	\$0 00	\$6,177 98	\$0 00
CHARLES SCHWAB NEW		CUSIP 808513105	Symbol SCHW					
	381 000	11/03/11	01/02/14	\$9,836 41	\$4,868 46	\$0 00	\$4 967 95	\$0 00
	47 000	03/20/12	01/02/14	\$1,213 42	\$725 95	\$0 00	\$487 47	\$0 00
	188 000	11/20/12	01/02/14	\$4,337 31	\$2,174 76	\$0 00	\$2,162 55	\$0 00
Security Subtotal	596 000			\$15,387 14	\$7,769 17	\$0 00	\$7,617 97	\$0 00
CHECK POINT SOFTWARE TECH LTD		CUSIP M22465104	Symbol CHKP					
	69 000	06/21/13	09/08/14	\$4,985 60	\$3,397 01	\$0 00	\$1 588 59	\$0 00
	13 000	06/21/13	09/16/14	\$909 98	\$640 02	\$0 00	\$269 96	\$0 00
	42 000	06/24/13	09/16/14	\$2,939 93	\$2,076 25	\$0 00	\$863 68	\$0 00
	30 000	06/24/13	09/23/14	\$2 087 47	\$1 483 03	\$0 00	\$604 44	\$0 00
	18 000	06/26/13	09/23/14	\$1,252 48	\$912 82	\$0 00	\$339 66	\$0 00
	17 000	06/26/13	09/24/14	\$1 180 31	\$862 10	\$0 00	\$318 21	\$0 00
	45 000	06/26/13	09/29/14	\$3,105 44	\$2,282 04	\$0 00	\$823 40	\$0 00

CONTINUED ON NEXT PAGE

IMPORTANT TAX INFORMATION -- PLEASE RETAIN FOR YOUR RECORDS

Page 24 of 42

Morgan Stanley

Corporate Tax Statement
Tax Year 2014

THE SYLVIA & STANLEY SHIRVAN
FOUNDATION INC
23 FARVIEW ROAD
TENAFLY NJ 07670-2322

Morgan Stanley Smith Barney Holdings LLC
1 New York Plaza
8th Floor
New York, NY 10004
Identification Number 26-4310632

Taxpayer ID Number XX-XXX0652
Account Number 719 119980 160

Customer Service: 866-324-6088

This information is NOT being furnished to the Internal Revenue Service. It is provided to you for informational purposes only.

1099-B PROCEEDS FROM BROKER AND BARTER EXCHANGE TRANSACTIONS (continued)

OMB NO. 1545-0715

Gross Proceeds less commissions and option premiums on stocks, bonds, etc. Consider the Net Proceeds box checked in IRS box 6 (Reported to IRS) for all option transactions

Long Term - Covered Securities (Consider Box 3 (Basis Reported to IRS) as being checked for this section These transactions should be reported on Form 8949 Part II with box D checked)
(Continued)

DESCRIPTION (Box 1a)	QUANTITY	DATE ACQUIRED (Box 1b)	DATE SOLD (Box 1c)	PROCEEDS (Box 1d)	COST OR OTHER BASIS (Box 1e)	ADJUSTMENTS/CODE (Box 1g)/(Box 1f)	GAIN/(LOSS) AMOUNT	FEDERAL INCOME TAX WITHHELD (Box 4)
CHECK POINT SOFTWARE TECH LTD(Cont)		CUSIP M22465104	Symbol CHKP					
	15 000	06/27/13	09/29/14	\$1,035 14	\$762 85	\$0 00	\$272 29	\$0 00
	19 000	06/27/13	10/01/14	\$1 295 74	\$966 28	\$0 00	\$329 46	\$0 00
	66 000	06/27/13	10/01/14	\$4,501 00	\$3,356 54	\$0 00	\$1,144 46	\$0 00
Security Subtotal	334 000			\$23,293 09	\$16,738 94	\$0 00	\$6,554 15	\$0 00
CHEVRON CORP		CUSIP 166764100	Symbol CVX					
	5 000	11/20/12	11/28/14	\$543 16	\$518 35	\$0 00	\$24 81	\$0 00
COMCAST CORP (NEW) CLASS A		CUSIP 20030N101	Symbol CMCSA					
	445 000	08/10/11	01/16/14	\$23 965 14	\$8,958 69	\$0 00	\$15,006 45	\$0 00
COMCAST CORP CL A SPECIAL NEW		CUSIP 20030N200	Symbol CMCSK					
	100 000	05/26/11	07/09/14	\$5 367 00	\$2 350 31	\$0 00	\$3,016 69	\$0 00
DELTA AIR LINES INC NEW		CUSIP 247361702	Symbol DAL					
	255 000	05/15/12	04/09/14	\$8 682 09	\$2 871 25	\$0 00	\$5 810 84	\$0 00
	5 000	05/15/12	06/16/14	\$194 65	\$56 30	\$0 00	\$138 35	\$0 00
	610 000	09/10/12	06/16/14	\$23,747 68	\$5 830 62	\$0 00	\$17,917 06	\$0 00
	260 000	11/13/12	06/16/14	\$10,121 97	\$2 672 80	\$0 00	\$7,449 17	\$0 00
	15 000	11/13/12	11/19/14	\$669 34	\$154 20	\$0 00	\$515 14	\$0 00
	110 000	11/20/12	11/19/14	\$4 908 49	\$1,065 65	\$0 00	\$3,842 84	\$0 00
	114 000	05/03/13	11/19/14	\$5,086 99	\$2,054 76	\$0 00	\$3,032 23	\$0 00
Security Subtotal	1,369 000			\$53,411 21	\$14,705 58	\$0 00	\$38,705 63	\$0 00

CONTINUED ON NEXT PAGE

IMPORTANT TAX INFORMATION -- PLEASE RETAIN FOR YOUR RECORDS

Page 25 of 42

010079 MS130A01 062578

Morgan Stanley

Corporate Tax Statement
Tax Year 2014

THE SYLVIA & STANLEY SHIRVAN
FOUNDATION INC
23 FARVIEW ROAD
TENAFLY NJ 07670-2322

Morgan Stanley Smith Barney Holdings LLC
1 New York Plaza
8th Floor
New York, NY 10004
Identification Number 26-4310632
Taxpayer ID Number XX-XXX0652
Account Number 719 119980 160

Customer Service: 866-324-6088

This information is NOT being furnished to the Internal Revenue Service. It is provided to you for informational purposes only.

1099-B PROCEEDS FROM BROKER AND BARTER EXCHANGE TRANSACTIONS (continued)

OMB NO. 1545-0715

Gross Proceeds less commissions and option premiums on stocks, bonds, etc. Consider the Net Proceeds box checked in IRS box 6 (Reported to IRS) for all option transactions

Long Term - Covered Securities (Consider Box 3 (Basis Reported to IRS) as being checked for this section These transactions should be reported on Form 8949 Part II with box D checked)
(Continued)

DESCRIPTION (Box 1a)	QUANTITY	DATE ACQUIRED (Box 1b)	DATE SOLD (Box 1c)	PROCEEDS (Box 1d)	COST OR OTHER BASIS (Box 1e)	ADJUSTMENTS/CODE (Box 1g)/(Box 1f)	GAIN/(LOSS) AMOUNT	FEDERAL INCOME TAX WITHHELD (Box 4)
DILLARDS INC CL A	CUSIP 254067101 Symbol DDS							
	162 000	09/18/13	10/22/14	\$17,366 50	\$13 182 31	\$0 00	\$4 184 19	\$0 00
DOW CHEMICAL CO	CUSIP 260543103 Symbol: DOW							
	90 000	05/16/13	08/29/14	\$4 828 40	\$3,183 35	\$0 00	\$1,645 05	\$0 00
	365 000	05/16/13	09/03/14	\$19,724 45	\$12,910 24	\$0 00	\$6,814 21	\$0 00
Security Subtotal	455 000			\$24,552 85	\$16,093 59	\$0 00	\$8,459 26	\$0 00
EXPRESS SCRIPTS HLDG CO COM	CUSIP 30219G108 Symbol ESRX							
	69 000	01/04/12	01/22/14	\$5,140 99	\$3,287 11	\$0 00	\$1 853 88	\$0 00
	60 000	01/04/12	01/23/14	\$4,437 51	\$2,858 36	\$0 00	\$1,579 15	\$0 00
	18 000	01/04/12	01/24/14	\$1 325 82	\$857 51	\$0 00	\$468 31	\$0 00
	44 000	02/03/12	01/24/14	\$3 240 90	\$2 292 37	\$0 00	\$948 53	\$0 00
	8 000	02/03/12	01/27/14	\$585 23	\$416 80	\$0 00	\$168 43	\$0 00
	92 000	07/10/12	01/27/14	\$6,730 15	\$5 065 48	\$0 00	\$1,664 67	\$0 00
	24 000	11/20/12	01/27/14	\$1,755 69	\$1,244 40	\$0 00	\$511 29	\$0 00
Security Subtotal	315 000			\$23,216 29	\$16,022 03	\$0 00	\$7,194 26	\$0 00
GENERAL ELECTRIC CO	CUSIP 369604103 Symbol GE							
	220 000	10/20/11	10/15/14	\$5 259 16	\$3 647 91	\$0 00	\$1 611 25	\$0 00
GLAXOSMITHKLINE PLC ADS	CUSIP 37733W105 Symbol GSK							
	475 000	01/02/13	02/07/14	\$25 085 31	\$21 053 43	\$0 00	\$4,031 88	\$0 00
HALLIBURTON CO	CUSIP 406216101 Symbol HAL							
	300 000	07/20/12	03/27/14	\$17,578 35	\$9 381 36	\$0 00	\$8,196 99	\$0 00
	170 000	08/07/12	03/27/14	\$9 961 06	\$5 925 38	\$0 00	\$4 035 68	\$0 00

CONTINUED ON NEXT PAGE

IMPORTANT TAX INFORMATION -- PLEASE RETAIN FOR YOUR RECORDS

Page 26 of 42

Morgan Stanley

Corporate Tax Statement
Tax Year 2014

THE SYLVIA & STANLEY SHIRVAN
FOUNDATION INC
23 FARVIEW ROAD
TENAFLY NJ 07670-2322

Morgan Stanley Smith Barney Holdings LLC
1 New York Plaza
8th Floor
New York, NY 10004
Identification Number 26-4310632
Taxpayer ID Number XX-XXX0652
Account Number 719 119980 160

Customer Service: 866-324-6088

This information is NOT being furnished to the Internal Revenue Service. It is provided to you for informational purposes only.

1099-B PROCEEDS FROM BROKER AND BARTER EXCHANGE TRANSACTIONS (continued)

OMB NO. 1545-0715

Gross Proceeds less commissions and option premiums on stocks, bonds, etc. Consider the Net Proceeds box checked in IRS box 6 (Reported to IRS) for all option transactions

Long Term - Covered Securities (Consider Box 3 (Basis Reported to IRS) as being checked for this section These transactions should be reported on Form 8949 Part II with box D checked)
(Continued)

DESCRIPTION (Box 1a)	QUANTITY	DATE ACQUIRED (Box 1b)	DATE SOLD (Box 1c)	PROCEEDS (Box 1d)	COST OR OTHER BASIS (Box 1e)	ADJUSTMENTS/CODE (Box 1g)/(Box 1f)	GAIN/(LOSS) AMOUNT	FEDERAL INCOME TAX WITHHELD (Box 4)
HALLIBURTON CO (Cont)		CUSIP. 406216101	Symbol HAL					
	17 000	11/20/12	03/27/14	\$996 11	\$532 95	\$0 00	\$463 16	\$0 00
	48 000	02/07/13	03/27/14	\$2,812.53	\$1,947.67	\$0 00	\$864.86	\$0 00
Security Subtotal	535 000			\$31,348 05	\$17,787 36	\$0 00	\$13,560 69	\$0 00
HERTZ GLOBAL HOLDINGS, INC		CUSIP. 42805T105	Symbol HTZ					
	130 000	12/12/12	08/20/14	\$3 721 32	\$2,085 19	\$0 00	\$1 636 13	\$0 00
	360 000	01/04/13	08/20/14	\$10,305 20	\$6 235 20	\$0 00	\$4,070 00	\$0 00
	240 000	03/07/13	08/20/14	\$6,870.14	\$4,912.03	\$0 00	\$1,958.11	\$0 00
Security Subtotal	730 000			\$20,896 68	\$13,232 42	\$0 00	\$7,664 24	\$0 00
HESS CORPORATION		CUSIP. 42809H107	Symbol HES					
	120 000	06/26/13	08/08/14	\$11 875 65	\$7 884 19	\$0 00	\$3,991 46	\$0 00
HUMANA INC		CUSIP. 444859102	Symbol HUM					
	193 000	10/03/12	02/19/14	\$19 728 86	\$14 275 27	\$0 00	\$5 453 59	\$0 00
	5 000	11/20/12	02/19/14	\$511.11	\$332.30	\$0 00	\$178.81	\$0 00
Security Subtotal	198 000			\$20,239.97	\$14,607 57	\$0 00	\$5,632 40	\$0 00
JUNIPER NETWORKS		CUSIP 48203R104	Symbol JNPR					
	228 000	09/09/11	10/21/14	\$4,566 59	\$4 877 42	\$0 00	(\$310 83)	\$0 00
	207 000	09/09/11	10/22/14	\$4,126 10	\$4 428 19	\$0 00	(\$302 09)	\$0 00
	63 000	05/09/12	10/22/14	\$1 255 77	\$1,199 90	\$0 00	\$55 87	\$0 00
	280 000	05/09/12	10/23/14	\$5,642.37	\$5,332.91	\$0 00	\$309.46	\$0 00
Security Subtotal	778 000			\$15,590 83	\$15,838 42	\$0 00	(\$247 59)	\$0 00

CONTINUED ON NEXT PAGE

IMPORTANT TAX INFORMATION -- PLEASE RETAIN FOR YOUR RECORDS

Page 27 of 42

010079 MS130A01 062579

Morgan Stanley

**Corporate Tax Statement
Tax Year 2014**

THE SYLVIA & STANLEY SHIRVAN
FOUNDATION INC
23 FARVIEW ROAD
TENAFLY NJ 07670-2322

Morgan Stanley Smith Barney Holdings LLC
1 New York Plaza
8th Floor
New York, NY 10004
Identification Number 26-4310632
Taxpayer ID Number XX-XXX0652
Account Number 719 119980 160
Customer Service: 866-324-6088

This information is NOT being furnished to the Internal Revenue Service. It is provided to you for informational purposes only.

1099-B PROCEEDS FROM BROKER AND BARTER EXCHANGE TRANSACTIONS (continued)

OMB NO. 1545-0715

Gross Proceeds less commissions and option premiums on stocks, bonds, etc. Consider the Net Proceeds box checked in IRS box 6 (Reported to IRS) for all option transactions

Long Term - Covered Securities (Consider Box 3 (Basis Reported to IRS) as being checked for this section These transactions should be reported on Form 8949 Part II with box D checked)
(Continued)

DESCRIPTION (Box 1a)	QUANTITY	DATE ACQUIRED (Box 1b)	DATE SOLD (Box 1c)	PROCEEDS (Box 1d)	COST OR OTHER BASIS (Box 1e)	ADJUSTMENTS/CODE (Box 1g)/(Box 1f)	GAIN/(LOSS) AMOUNT	FEDERAL INCOME TAX WITHHELD (Box 4)
KROGER CO		CUSIP: 501044101	Symbol: KR					
	140 000	04/25/12	03/07/14	\$6,163 74	\$3 247 96	\$0 00	\$2,915 78	\$0 00
	225 000	06/18/12	03/07/14	\$9,906 02	\$5 128 31	\$0 00	\$4 777 71	\$0 00
	455 000	09/07/12	03/07/14	\$20,472 43	\$10,400 47	\$0 00	\$10,071 96	\$0 00
Security Subtotal	830 000			\$36,542 19	\$18,776 74	\$0 00	\$17,765 45	\$0 00
LINCOLN NTL CORP IND		CUSIP: 534187109	Symbol: LNC					
	100 000	03/29/12	08/25/14	\$5 440 34	\$2,562 73	\$0 00	\$2,877 61	\$0 00
	50 000	08/14/12	08/25/14	\$3,264 21	\$1,413 77	\$0 00	\$1,850 44	\$0 00
Security Subtotal	160 000			\$8,704 55	\$3,976 50	\$0 00	\$4,728 05	\$0 00
MERCK & CO INC NEW COM		CUSIP: 58933Y105	Symbol: MRK					
	75 000	03/20/13	09/16/14	\$4,447 35	\$3,314 87	\$0 00	\$1,132 48	\$0 00
MICROSOFT CORP		CUSIP: 594918104	Symbol: MSFT					
	138 000	06/17/11	10/24/14	\$6,281 51	\$3 334 77	\$0 00	\$2 946 74	\$0 00
	92 000	06/17/11	10/24/14	\$4,187 67	\$2,223 18	\$0 00	\$1,964 49	\$0 00
	124 000	12/16/11	10/24/14	\$5 644 25	\$3 235 74	\$0 00	\$2 408 51	\$0 00
	66 000	11/20/12	10/24/14	\$3,004 20	\$1,758 24	\$0 00	\$1,245 96	\$0 00
Security Subtotal	420 000			\$19,117 63	\$10,551 93	\$0 00	\$8,565 70	\$0 00
MORGAN STANLEY		CUSIP: 617446448	Symbol: MS					
	513 000	10/27/11	10/15/14	\$16,440 10	\$9 691 91	\$0 00	\$6,748 19	\$0 00
	147 000	11/20/12	10/15/14	\$4,710 91	\$2,403 01	\$0 00	\$2,307 90	\$0 00
Security Subtotal	660 000			\$21,151 01	\$12,094 92	\$0 00	\$9,056 09	\$0 00

CONTINUED ON NEXT PAGE

IMPORTANT TAX INFORMATION -- PLEASE RETAIN FOR YOUR RECORDS

Page 28 of 42

Morgan Stanley

Corporate Tax Statement
Tax Year 2014

THE SYLVIA & STANLEY SHIRVAN
FOUNDATION INC
23 FARVIEW ROAD
TENAFLY NJ 07670-2322

Morgan Stanley Smith Barney Holdings LLC
1 New York Plaza
8th Floor
New York, NY 10004
Identification Number 26-4310632

Taxpayer ID Number XX-XXX0652
Account Number 719 119980 160

Customer Service: 866-324-6088

This information is NOT being furnished to the Internal Revenue Service. It is provided to you for informational purposes only.

1099-B PROCEEDS FROM BROKER AND BARTER EXCHANGE TRANSACTIONS (continued)

OMB NO. 1545-0715

Gross Proceeds less commissions and option premiums on stocks, bonds, etc. Consider the Net Proceeds box checked in IRS box 6 (Reported to IRS) for all option transactions

Long Term - Covered Securities (Consider Box 3 (Basis Reported to IRS) as being checked for this section These transactions should be reported on Form 8949 Part II with box D checked)
(Continued)

DESCRIPTION (Box 1a)	QUANTITY	DATE ACQUIRED (Box 1b)	DATE SOLD (Box 1c)	PROCEEDS (Box 1d)	COST OR OTHER BASIS (Box 1e)	ADJUSTMENTS/CODE (Box 1g)/(Box 1f)	GAIN/(LOSS) AMOUNT	FEDERAL INCOME TAX WITHHELD (Box 4)
NETAPP INC COM		CUSIP 64110D104	Symbol NTAP					
	70 000	02/24/11	04/28/14	\$2,398 72	\$3 550 61	\$0 00	(\$1,151 89)	\$0 00
	53 000	02/24/11	06/03/14	\$1,936 28	\$2 688 32	\$0 00	(\$752 04)	\$0 00
	22 000	02/25/11	06/03/14	\$803 74	\$1,153 09	\$0 00	(\$349 35)	\$0 00
	70 000	02/25/11	06/09/14	\$2 485 39	\$3 668 91	\$0 00	(\$1,183 52)	\$0 00
	22 000	02/25/11	06/13/14	\$781 86	\$1,153 09	\$0 00	(\$371 23)	\$0 00
	26 000	03/10/11	06/13/14	\$924 02	\$1 252 79	\$0 00	(\$328 77)	\$0 00
	67 000	03/16/11	06/13/14	\$2 381 14	\$3,149 40	\$0 00	(\$768 26)	\$0 00
	56 000	03/16/11	06/18/14	\$2 022 20	\$2 632 34	\$0 00	(\$610 14)	\$0 00
	19 000	08/23/11	06/18/14	\$686 11	\$708 70	\$0 00	(\$22 59)	\$0 00
	33 000	08/23/11	06/19/14	\$1 187 65	\$1,230 91	\$0 00	(\$43 26)	\$0 00
	47 000	06/15/12	06/19/14	\$1,691 50	\$1,436 18	\$0 00	\$255 32	\$0 00
	105 000	06/15/12	06/23/14	\$3,717 69	\$3 208 50	\$0 00	\$509 19	\$0 00
	10 000	06/15/12	06/30/14	\$365 27	\$305 57	\$0 00	\$59 70	\$0 00
	104 000	05/28/13	06/30/14	\$3 798 81	\$3,927 30	\$0 00	(\$128 49)	\$0 00
	156 000	05/28/13	07/01/14	\$5,695 54	\$5,890 95	\$0 00	(\$195 41)	\$0 00
Security Subtotal	860 000			\$30,876 92	\$35,956 66	\$0 00	(\$5,080 74)	\$0 00
PEPSICO INC NC		CUSIP 713448108	Symbol PEP					
	39 000	03/10/11	04/24/14	\$3 331 01	\$2,521 95	\$0 00	\$809 06	\$0 00
	7 000	03/10/11	05/07/14	\$607 20	\$452 66	\$0 00	\$154 54	\$0 00
	55 000	03/10/11	05/07/14	\$4 770 88	\$3 556 60	\$0 00	\$1 214 28	\$0 00
	46 000	03/10/11	05/15/14	\$3,965 78	\$2,974 61	\$0 00	\$991 17	\$0 00
	54 000	03/10/11	05/19/14	\$4 636 88	\$3 491 93	\$0 00	\$1 144 95	\$0 00
	28 000	03/10/11	05/20/14	\$2,402 14	\$1,810 63	\$0 00	\$591 51	\$0 00

CONTINUED ON NEXT PAGE

IMPORTANT TAX INFORMATION -- PLEASE RETAIN FOR YOUR RECORDS

Page 29 of 42

010079 MS130A01 062580

Morgan Stanley

Corporate Tax Statement
Tax Year 2014

THE SYLVIA & STANLEY SHIRVAN
FOUNDATION INC
23 FARVIEW ROAD
TENAFLY NJ 07670-2322

Morgan Stanley Smith Barney Holdings LLC
1 New York Plaza
8th Floor
New York, NY 10004
Identification Number 26-4310632
Taxpayer ID Number XX-XXX0652
Account Number 719 119980 160
Customer Service: 866-324-6088

This information is NOT being furnished to the Internal Revenue Service. It is provided to you for informational purposes only.

1099-B PROCEEDS FROM BROKER AND BARTER EXCHANGE TRANSACTIONS (continued)

OMB NO. 1545-0715

Gross Proceeds less commissions and option premiums on stocks, bonds, etc. Consider the Net Proceeds box checked in IRS box 6 (Reported to IRS) for all option transactions

Long Term - Covered Securities (Consider Box 3 (Basis Reported to IRS) as being checked for this section. These transactions should be reported on Form 8949 Part II with box D checked)
(Continued)

DESCRIPTION (Box 1a)	QUANTITY	DATE ACQUIRED (Box 1b)	DATE SOLD (Box 1c)	PROCEEDS (Box 1d)	COST OR OTHER BASIS (Box 1e)	ADJUSTMENTS/CODE (Box 1g)/(Box 1f)	GAIN/(LOSS) AMOUNT	FEDERAL INCOME TAX WITHHELD (Box 4)
PEPSICO INC NC (Cont)		CUSIP 713448108	Symbol. PEP					
	24 000	11/17/11	05/20/14	\$2,058.98	\$1,538.79	\$0.00	\$520.19	\$0.00
	9 000	11/17/11	05/21/14	\$772.80	\$577.04	\$0.00	\$195.76	\$0.00
	47 000	11/17/11	05/21/14	\$4,035.74	\$3,013.45	\$0.00	\$1,022.29	\$0.00
Security Subtotal	309 000			\$26,581.41	\$19,937.66	\$0.00	\$6,643.75	\$0.00
SEAGATE TECHNOLOGY PLC		CUSIP. G7945M107	Symbol STX					
	22 000	09/16/11	09/16/14	\$1,301.08	\$264.43	\$0.00	\$1,036.65	\$0.00
	219 000	02/07/12	09/16/14	\$12,951.70	\$5,876.60	\$0.00	\$7,075.10	\$0.00
	119 000	11/20/12	09/16/14	\$7,037.68	\$3,159.02	\$0.00	\$3,878.66	\$0.00
Security Subtotal	360 000			\$21,290.46	\$9,300.05	\$0.00	\$11,990.41	\$0.00
UNITEDHEALTH GP INC		CUSIP. 91324P102	Symbol. UNH					
	15 000	07/10/12	09/16/14	\$1,309.38	\$833.41	\$0.00	\$475.97	\$0.00
	20 000	07/10/12	10/09/14	\$1,706.22	\$1,111.21	\$0.00	\$595.01	\$0.00
	11 000	08/30/12	10/09/14	\$938.42	\$600.54	\$0.00	\$337.88	\$0.00
	29 000	08/30/12	10/09/14	\$2,474.01	\$1,583.24	\$0.00	\$890.77	\$0.00
Security Subtotal	75 000			\$6,428.03	\$4,128.40	\$0.00	\$2,299.63	\$0.00
WAL MART STORES INC		CUSIP 931142103	Symbol WMT					
	213 000	08/18/11	09/23/14	\$16,134.61	\$10,957.98	\$0.00	\$5,176.63	\$0.00
WESTERN DIGITAL CORPORATION		CUSIP 958102105	Symbol WDC					
	109 000	12/13/12	09/16/14	\$10,717.88	\$4,154.40	\$0.00	\$6,563.48	\$0.00
	22 000	12/13/12	12/24/14	\$2,488.69	\$838.50	\$0.00	\$1,650.19	\$0.00
Security Subtotal	131 000			\$13,206.57	\$4,992.90	\$0.00	\$8,213.67	\$0.00

CONTINUED ON NEXT PAGE

IMPORTANT TAX INFORMATION -- PLEASE RETAIN FOR YOUR RECORDS

Page 30 of 42

Morgan Stanley

**Corporate Tax Statement
Tax Year 2014**

THE SYLVIA & STANLEY SHIRVAN
FOUNDATION INC
23 FARVIEW ROAD
TENAFLY NJ 07670-2322

Morgan Stanley Smith Barney Holdings LLC
1 New York Plaza
8th Floor
New York, NY 10004
Identification Number 26-4310632
Taxpayer ID Number XX-XXX0652
Account Number 719 119980 160

Customer Service: 866-324-6088

This information is NOT being furnished to the Internal Revenue Service. It is provided to you for informational purposes only.

1099-B PROCEEDS FROM BROKER AND BARTER EXCHANGE TRANSACTIONS (continued)

OMB NO. 1545-0715

Gross Proceeds less commissions and option premiums on stocks, bonds, etc. Consider the Net Proceeds box checked in IRS box 6 (Reported to IRS) for all option transactions

Long Term - Covered Securities (Consider Box 3 (Basis Reported to IRS) as being checked for this section. These transactions should be reported on Form 8949 Part II with box D checked)
(Continued)

DESCRIPTION (Box 1a)	QUANTITY	DATE ACQUIRED (Box 1b)	DATE SOLD (Box 1c)	PROCEEDS (Box 1d)	COST OR OTHER BASIS (Box 1e)	ADJUSTMENTS/CODE (Box 1g)/(Box 1f)	GAIN/(LOSS) AMOUNT	FEDERAL INCOME TAX WITHHELD (Box 4)
ZOETIS INC CLASS-A		CUSIP. 98978V103	Symbol ZTS					
	142 000	08/26/13	11/19/14	\$6,164 41	\$4,243 91	\$0 00	\$1 920 50	\$0 00
	128 000	08/27/13	11/19/14	\$5,556 65	\$3,768 83	\$0 00	\$1 787 82	\$0 00
	4 000	08/28/13	11/19/14	\$173.64	\$118.00	\$0.00	\$55.64	\$0.00
Security Subtotal	274 000			\$11,894 70	\$8,130 74	\$0 00	\$3,763 96	\$0 00
Total Long Term Covered Securities				\$802,447.17	\$533,095 44	\$0 00	\$269,351.73	\$0 00

IMPORTANT TAX INFORMATION -- PLEASE RETAIN FOR YOUR RECORDS

Page 31 of 42

010079 MS13CA01 062581

Morgan Stanley

Corporate Tax Statement
Tax Year 2014

THE SYLVIA & STANLEY SHIRVAN
FOUNDATION INC
23 FARVIEW ROAD
TENAFLY NJ 07670-2322

Morgan Stanley Smith Barney Holdings LLC
1 New York Plaza
8th Floor
New York, NY 10004
Identification Number 26-4310632

Taxpayer ID Number XX-XXX0652
Account Number 719 119980 160

Customer Service: 866-324-6088

This information is NOT being furnished to the Internal Revenue Service. It is provided to you for informational purposes only.

1099-B PROCEEDS FROM BROKER AND BARTER EXCHANGE TRANSACTIONS

OMB NO. 1545-0715

Gross Proceeds less commissions and option premiums on stocks, bonds, etc. Consider the Net Proceeds box checked in IRS box 6 (Reported to IRS) for all option transactions

Long Term - Noncovered Securities * (Consider Box 5 (Noncovered Security) as being checked and Box 3 (Basis Reported to IRS) as not being checked for this section. These transactions should be reported on Form 8949 Part II with box E checked.)

DESCRIPTION (Box 8)	QUANTITY	DATE ACQUIRED (Box 1b)	DATE SOLD (Box 1c)	PROCEEDS (Box 1d)	COST OR OTHER BASIS (Box 1e)	ADJUSTMENTS/CODE (Box 1g)/(Box 1f)	GAIN/(LOSS) AMOUNT	FEDERAL INCOME TAX WITHHELD (Box 4)
ACE LTD	CUSIP: H0023R105	12/21/10	10/13/14	\$19,142.14	\$11,282.41	\$0.00	\$7,859.73	\$0.00
AMGEN INC	CUSIP: 031162100	01/04/08	10/17/14	\$5,031.01	\$1,717.72	\$0.00	\$3,313.29	\$0.00
		01/04/08	11/03/14	\$9,170.65	\$2,576.58	\$0.00	\$6,594.07	\$0.00
		11/10/09	11/03/14	\$3,056.88	\$1,025.81	\$0.00	\$2,031.07	\$0.00
		11/10/09	11/04/14	\$6,410.97	\$2,159.60	\$0.00	\$4,251.37	\$0.00
		11/10/09	11/04/14	\$3,205.48	\$1,079.80	\$0.00	\$2,125.68	\$0.00
Security Subtotal	174,000			\$26,874.99	\$8,559.51	\$0.00	\$18,315.48	\$0.00
BED BATH & BEYOND INC	CUSIP: 075896100	08/31/10	03/06/14	\$1,777.65	\$938.24	\$0.00	\$839.41	\$0.00
		08/31/10	03/07/14	\$1,794.83	\$938.24	\$0.00	\$856.59	\$0.00
		08/31/10	03/11/14	\$2,082.51	\$1,082.58	\$0.00	\$999.93	\$0.00
		08/31/10	03/12/14	\$1,933.38	\$1,010.41	\$0.00	\$922.97	\$0.00
		08/31/10	03/13/14	\$1,652.60	\$866.06	\$0.00	\$786.54	\$0.00
		08/31/10	03/14/14	\$2,064.25	\$1,082.58	\$0.00	\$981.67	\$0.00
		08/31/10	03/17/14	\$886.15	\$469.12	\$0.00	\$417.03	\$0.00
Security Subtotal	177,000			\$12,191.37	\$6,387.23	\$0.00	\$5,804.14	\$0.00
BIOGEN IDEC INC	CUSIP: 09062X103	03/22/05	02/03/14	\$15,171.51	\$1,913.72	\$0.00	\$13,257.79	\$0.00
BP PLC ADS	CUSIP: 055622104	05/12/10	12/22/14	\$583.53	\$723.82	\$0.00	(\$140.29)	\$0.00
		05/14/10	12/22/14	\$5,251.73	\$6,300.21	\$0.00	(\$1,048.48)	\$0.00

CONTINUED ON NEXT PAGE

IMPORTANT TAX INFORMATION -- PLEASE RETAIN FOR YOUR RECORDS

Page 33 of 42

010079 MS130A01 062582

Morgan Stanley

Corporate Tax Statement
Tax Year 2014

THE SYLVIA & STANLEY SHIRVAN
FOUNDATION INC
23 FARVIEW ROAD
TENAFLY NJ 07670-2322

Morgan Stanley Smith Barney Holdings LLC
1 New York Plaza
8th Floor
New York, NY 10004
Identification Number 26-4310632
Taxpayer ID Number XX-XXX0652
Account Number 719 119980 160
Customer Service: 866-324-6088

This information is NOT being furnished to the Internal Revenue Service. It is provided to you for informational purposes only.

1099-B PROCEEDS FROM BROKER AND BARTER EXCHANGE TRANSACTIONS (continued)

OMB NO. 1545-0715

Gross Proceeds less commissions and option premiums on stocks, bonds, etc. Consider the Net Proceeds box checked in IRS box 6 (Reported to IRS) for all option transactions

Long Term - Noncovered Securities * (Consider Box 5 (Noncovered Security) as being checked and Box 3 (Basis Reported to IRS) as not being checked for this section. These transactions should be reported on Form 8949 Part II with box E checked.) (Continued)

DESCRIPTION (Box 8)	QUANTITY	DATE ACQUIRED (Box 1b)	DATE SOLD (Box 1c)	PROCEEDS (Box 1d)	COST OR OTHER BASIS (Box 1e)	ADJUSTMENTS/CODE (Box 1g)/(Box 1f)	GAIN/(LOSS) AMOUNT	FEDERAL INCOME TAX WITHHELD (Box 4)
BP PLC ADS (Cont.)		CUSIP 055622104	Symbol (Box 1d) BP					
	85 000	08/25/10	12/22/14	\$3,306.65	\$2,954.81	\$0.00	\$351.84	\$0.00
	60 000	11/04/10	12/22/14	\$2,334.10	\$2,633.32	\$0.00	(\$299.22)	\$0.00
Security Subtotal	295 000			\$11,476.01	\$12,612.16	\$0.00	(\$1,136.15)	\$0.00
CELGENE CORP		CUSIP 151020104	Symbol (Box 1d) CELG					
	88 000	05/28/09	07/09/14	\$7,482.55	\$1,831.09	\$0.00	\$5,651.46	\$0.00
	2 000	10/12/09	07/09/14	\$170.06	\$55.12	\$0.00	\$114.94	\$0.00
	80 000	10/12/09	10/09/14	\$7,452.36	\$2,204.93	\$0.00	\$5,247.43	\$0.00
Security Subtotal	170 000			\$15,104.97	\$4,091.14	\$0.00	\$11,013.83	\$0.00
CHARLES SCHWAB NEW		CUSIP 808513105	Symbol (Box 1d) SCHW					
	32 000	02/19/09	01/02/14	\$826.15	\$415.99	\$0.00	\$410.16	\$0.00
	137 000	02/19/09	01/02/14	\$3,536.98	\$1,780.96	\$0.00	\$1,756.02	\$0.00
	227 000	08/31/10	01/02/14	\$5,860.54	\$2,904.94	\$0.00	\$2,955.60	\$0.00
	193 000	08/31/10	01/02/14	\$4,982.75	\$2,469.84	\$0.00	\$2,512.91	\$0.00
Security Subtotal	589 000			\$15,206.42	\$7,571.73	\$0.00	\$7,634.69	\$0.00
CHEVRON CORP		CUSIP 166764100	Symbol (Box 1d) CVX					
	5 000	07/30/10	11/28/14	\$543.16	\$378.03	\$0.00	\$165.13	\$0.00
	135 000	08/03/10	11/28/14	\$14,665.30	\$10,660.40	\$0.00	\$4,004.90	\$0.00
	30 000	12/20/10	11/28/14	\$3,258.96	\$2,682.19	\$0.00	\$576.77	\$0.00
Security Subtotal	170 000			\$18,467.42	\$13,720.62	\$0.00	\$4,746.80	\$0.00
CVS CAREMARK CORP		CUSIP 126650100	Symbol (Box 1d) CVS					
	70 000	10/24/08	05/19/14	\$5,331.44	\$1,961.14	\$0.00	\$3,370.30	\$0.00

CONTINUED ON NEXT PAGE

IMPORTANT TAX INFORMATION – PLEASE RETAIN FOR YOUR RECORDS

Page 34 of 42

Morgan Stanley

Corporate Tax Statement
Tax Year 2014

THE SYLVIA & STANLEY SHIRVAN
FOUNDATION INC
23 FARVIEW ROAD
TENAFLY NJ 07670-2322

Morgan Stanley Smith Barney Holdings LLC
1 New York Plaza
8th Floor
New York, NY 10004
Identification Number 26-4310632
Taxpayer ID Number XX-XXX0652
Account Number 719 119980 160

Customer Service: 866-324-6088

This information is NOT being furnished to the Internal Revenue Service. It is provided to you for informational purposes only.

1099-B PROCEEDS FROM BROKER AND BARTER EXCHANGE TRANSACTIONS (continued)

OMB NO. 1545-0715

Gross Proceeds less commissions and option premiums on stocks, bonds, etc. Consider the Net Proceeds box checked in IRS box 6 (Reported to IRS) for all option transactions

Long Term - Noncovered Securities * (Consider Box 5 (Noncovered Security) as being checked and Box 3 (Basis Reported to IRS) as not being checked for this section. These transactions should be reported on Form 8949 Part II with box E checked.) (Continued)

DESCRIPTION (Box 8)	QUANTITY	DATE ACQUIRED (Box 1b)	DATE SOLD (Box 1c)	PROCEEDS (Box 1d)	COST OR OTHER BASIS (Box 1e)	ADJUSTMENTS/CODE (Box 1g)/(Box 1f)	GAIN/(LOSS) AMOUNT	FEDERAL INCOME TAX WITHHELD (Box 4)
GENERAL ELECTRIC CO		CUSIP, 369604103	Symbol (Box 1d) GE					
	135 000	07/27/07	10/15/14	\$3,227 21	\$5 320 24	\$0 00	(\$2,093 03)	\$0 00
	109 000	07/27/07	10/15/14	\$2,605 67	\$4,295 60	\$0 00	(\$1,689 93)	\$0 00
	21 000	07/27/07	10/15/14	\$502 01	\$827 59	\$0 00	(\$325 58)	\$0 00
	36 000	10/30/07	10/15/14	\$860 59	\$1 454 40	\$0 00	(\$593 81)	\$0 00
	64 000	10/30/07	10/15/14	\$1,529 94	\$2,585 60	\$0 00	(\$1,055 66)	\$0 00
	60 000	06/10/08	10/15/14	\$1,434 32	\$1 826 40	\$0 00	(\$392 08)	\$0 00
Security Subtotal	425 000			\$10,159 74	\$16,309 83	\$0 00	(\$6,150 09)	\$0 00
HARTFORD FIN SERS GRP INC		CUSIP, 416515104	Symbol (Box 1d) HIG					
	200 000	12/28/10	09/16/14	\$7 450 51	\$5 339 68	\$0 00	\$2 110 83	\$0 00
HOME DEPOT INC		CUSIP, 437076102	Symbol (Box 1d) HD					
	110 000	02/18/03	08/08/14	\$8 984 53	\$2,414 09	\$0 00	\$6 570 44	\$0 00
	73 000	06/14/06	11/19/14	\$7,071 02	\$2,670 80	\$0 00	\$4,400 22	\$0 00
Security Subtotal	183 000			\$16,055 55	\$5,084 89	\$0 00	\$10,970 66	\$0 00
JOHNSON & JOHNSON		CUSIP, 478160104	Symbol (Box 1d) JNJ					
	45 000	01/25/06	10/09/14	\$4 633 40	\$2,634 30	\$0 00	\$1,999 10	\$0 00
JUNIPER NETWORKS		CUSIP, 48203R104	Symbol (Box 1d) JNPR					
	112 000	10/24/08	01/31/14	\$2 994 85	\$1,885 23	\$0 00	\$1,109 62	\$0 00
	255 000	11/21/08	01/31/14	\$6 818 63	\$3 591 04	\$0 00	\$3 227 59	\$0 00
	168 000	02/19/09	01/31/14	\$4 492 28	\$2,506 07	\$0 00	\$1 986 21	\$0 00
	130 000	02/19/09	02/25/14	\$3 529 90	\$1,939 22	\$0 00	\$1,590 68	\$0 00
	70 000	02/19/09	09/16/14	\$1,582 80	\$1,044 20	\$0 00	\$538 60	\$0 00

CONTINUED ON NEXT PAGE

IMPORTANT TAX INFORMATION -- PLEASE RETAIN FOR YOUR RECORDS

Page 35 of 42

010079 MS130A01 062583

Corporate Tax Statement Tax Year 2014

THE SYLVIA & STANLEY SHIRVAN
FOUNDATION INC
23 FARVIEW ROAD
TENAFLY NJ 07670-2322

Morgan Stanley Smith Barney Holdings LLC
1 New York Plaza
8th Floor
New York, NY 10004
Identification Number 26-4310632
Taxpayer ID Number XX-XXX0652
Account Number 719 119980 160
Customer Service: 866-324-6088

This information is NOT being furnished to the Internal Revenue Service. It is provided to you for informational purposes only.

1099-B PROCEEDS FROM BROKER AND BARTER EXCHANGE TRANSACTIONS (continued)

OMB NO. 1545-0715

Gross Proceeds less commissions and option premiums on stocks, bonds, etc. Consider the Net Proceeds box checked in IRS box 6 (Reported to IRS) for all option transactions

Long Term - Noncovered Securities * (Consider Box 5 (Noncovered Security) as being checked and Box 3 (Basis Reported to IRS) as not being checked for this section. These transactions should be reported on Form 8949 Part II with box E checked.) (Continued)

DESCRIPTION (Box 8)	QUANTITY	DATE ACQUIRED (Box 1b)	DATE SOLD (Box 1c)	PROCEEDS (Box 1d)	COST OR OTHER BASIS (Box 1e)	ADJUSTMENTS/CODE (Box 1g)/(Box 1f)	GAIN/(LOSS) AMOUNT	FEDERAL INCOME TAX WITHHELD (Box 4)
JUNIPER NETWORKS (Cont)		CUSIP: 48203R104	Symbol (Box 1d) JNPR					
	90 000	02/19/09	09/17/14	\$2 054 16	\$1 342 54	\$0 00	\$711 62	\$0 00
	67 000	02/19/09	10/21/14	\$1,341.94	\$999.45	\$0.00	\$342.49	\$0.00
Security Subtotal	892 000			\$22,814 56	\$13,307 75	\$0 00	\$9,506 81	\$0 00
MERCK & CO INC NEW COM		CUSIP: 58933Y105	Symbol (Box 1d) MRK					
	75 000	11/20/09	03/17/14	\$4,218 79	\$2 713 37	\$0 00	\$1,505 42	\$0 00
	150 000	11/25/09	03/17/14	\$8,437 58	\$5,458 17	\$0 00	\$2 979 41	\$0 00
	285 000	07/30/10	03/17/14	\$16 031 41	\$9,785 42	\$0 00	\$6 245 99	\$0 00
	85 000	08/18/10	03/17/14	\$4 781 30	\$3,015 49	\$0 00	\$1,765 81	\$0 00
	170 000	08/18/10	09/16/14	\$10,080.65	\$6,030.99	\$0.00	\$4,049.66	\$0.00
Security Subtotal	765 000			\$43,549 73	\$27,003 44	\$0 00	\$16,546 29	\$0 00
MICROSOFT CORP		CUSIP: 594918104	Symbol (Box 1d) MSFT					
	56 000	05/27/10	09/16/14	\$2 616 33	\$1 460 16	\$0 00	\$1,156 17	\$0 00
	65 000	05/27/10	09/16/14	\$3 036 82	\$1,694 82	\$0 00	\$1 342 00	\$0 00
	99 000	05/27/10	09/16/14	\$4,625 31	\$2 581 35	\$0 00	\$2 043 96	\$0 00
	6 000	05/27/10	10/24/14	\$273 11	\$156 45	\$0 00	\$116 66	\$0 00
	17 000	05/27/10	10/24/14	\$773 81	\$443 26	\$0 00	\$330 55	\$0 00
	19 000	05/27/10	10/24/14	\$864 85	\$495 41	\$0 00	\$369 44	\$0 00
	22 000	05/27/10	10/24/14	\$1,001 40	\$573 63	\$0 00	\$427 77	\$0 00
	36 000	05/27/10	10/24/14	\$1 638 65	\$938 67	\$0 00	\$699 98	\$0 00
	75 000	05/27/10	10/24/14	\$3,413 86	\$1 955 56	\$0 00	\$1,458 30	\$0 00

CONTINUED ON NEXT PAGE

Morgan Stanley

Corporate Tax Statement
Tax Year 2014

THE SYLVIA & STANLEY SHIRVAN
FOUNDATION INC
23 FARVIEW ROAD
TENAFLY NJ 07670-2322

Morgan Stanley Smith Barney Holdings LLC
1 New York Plaza
8th Floor
New York, NY 10004
Identification Number 26-4310632
Taxpayer ID Number XX-XXX0652
Account Number 719 119980 160

Customer Service: 866-324-6088

This information is NOT being furnished to the Internal Revenue Service. It is provided to you for informational purposes only.

1099-B PROCEEDS FROM BROKER AND BARTER EXCHANGE TRANSACTIONS (continued)

OMB NO. 1545-0715

Gross Proceeds less commissions and option premiums on stocks, bonds, etc. Consider the Net Proceeds box checked in IRS box 6 (Reported to IRS) for all option transactions

Long Term - Noncovered Securities * (Consider Box 5 (Noncovered Security) as being checked and Box 3 (Basis Reported to IRS) as not being checked for this section. These transactions should be reported on Form 8949 Part II with box E checked.) (Continued)

DESCRIPTION (Box 8)	QUANTITY	DATE ACQUIRED (Box 1b)	DATE SOLD (Box 1c)	PROCEEDS (Box 1d)	COST OR OTHER BASIS (Box 1e)	ADJUSTMENTS/CODE (Box 1g)/(Box 1f)	GAIN/(LOSS) AMOUNT	FEDERAL INCOME TAX WITHHELD (Box 4)
MICROSOFT CORP (Cont)		CUSIP: 594918104	Symbol (Box 1d) MSFT					
	107 000	08/31/10	10/24/14	\$4 870 45	\$2,520 82	\$0 00	\$2 349 63	\$0 00
	98 000	08/31/10	10/24/14	\$4,460.78	\$2,308.78	\$0.00	\$2,152.00	\$0.00
Security Subtotal	600 000			\$27,575 37	\$15,128 91	\$0 00	\$12,446 46	\$0 00
PEPSICO INC NC		CUSIP: 713448108	Symbol (Box 1d) PEP					
	2 000	12/07/04	04/23/14	\$170 62	\$101 41	\$0 00	\$69 21	\$0 00
	3 000	12/07/04	04/23/14	\$255 92	\$152 10	\$0 00	\$103 82	\$0 00
	82 000	12/28/10	04/23/14	\$6 995 27	\$5 353 21	\$0 00	\$1 642 06	\$0 00
	55 000	12/28/10	04/23/14	\$4 691 94	\$3 590 57	\$0 00	\$1,101 37	\$0 00
	13 000	12/28/10	04/23/14	\$1,109 00	\$848 68	\$0 00	\$260 32	\$0 00
	16 000	12/28/10	04/24/14	\$1,366.57	\$1,044.53	\$0.00	\$322.04	\$0.00
Security Subtotal	171 000			\$14,589 32	\$11,090 50	\$0 00	\$3,498 82	\$0 00
SCHLUMBERGER LTD		CUSIP: 806857108	Symbol (Box 1d) SLB					
	25 000	06/10/10	05/15/14	\$2 467 05	\$1,453 27	\$0 00	\$1,013 78	\$0 00
TEXAS INSTRUMENTS		CUSIP: 882508104	Symbol (Box 1d) TXN					
	1 000	10/29/07	11/19/14	\$51 71	\$32 15	\$0 00	\$19 56	\$0 00
	112 000	10/29/07	11/19/14	\$5 791 86	\$3 600 92	\$0 00	\$2 190 94	\$0 00
	55 000	09/30/10	11/19/14	\$2,844 22	\$1,496 56	\$0 00	\$1,347 66	\$0 00
	1,000	09/30/10	11/19/14	\$51.71	\$27.21	\$0.00	\$24.50	\$0.00
Security Subtotal	169 000			\$8,739 50	\$5,156 84	\$0 00	\$3,582 66	\$0 00
THERMO FISHER SCIENTIFIC INC		CUSIP: 883556102	Symbol (Box 1d) TMO					
	60 000	06/03/09	03/27/14	\$7 046 97	\$2,351 17	\$0 00	\$4,695 80	\$0 00

CONTINUED ON NEXT PAGE

IMPORTANT TAX INFORMATION -- PLEASE RETAIN FOR YOUR RECORDS

Page 37 of 42

Morgan Stanley

Corporate Tax Statement
Tax Year 2014

THE SYLVIA & STANLEY SHIRVAN
FOUNDATION INC
23 FARVIEW ROAD
TENAFLY NJ 07670-2322

Morgan Stanley Smith Barney Holdings LLC
1 New York Plaza
8th Floor
New York, NY 10004
Identification Number 26-4310632
Taxpayer ID Number XX-XXX0652
Account Number 719 119980 160
Customer Service: 866-324-6088

This information is NOT being furnished to the Internal Revenue Service. It is provided to you for informational purposes only.

1099-B PROCEEDS FROM BROKER AND BARTER EXCHANGE TRANSACTIONS (continued)

OMB NO. 1545-0715

Gross Proceeds less commissions and option premiums on stocks, bonds, etc. Consider the Net Proceeds box checked in IRS box 6 (Reported to IRS) for all option transactions

Long Term - Noncovered Securities * (Consider Box 5 (Noncovered Security) as being checked and Box 3 (Basis Reported to IRS) as not being checked for this section. These transactions should be reported on Form 8949 Part II with box E checked)(Continued)

DESCRIPTION (Box 8)	QUANTITY	DATE ACQUIRED (Box 1b)	DATE SOLD (Box 1c)	PROCEEDS (Box 1d)	COST OR OTHER BASIS (Box 1e)	ADJUSTMENTS/CODE (Box 1g)/(Box 1f)	GAIN/(LOSS) AMOUNT	FEDERAL INCOME TAX WITHHELD (Box 4)
VISA INC CL A	CUSIP 92826C839 36 000	06/10/10	Symbol (Box 1d) V 11/19/14	\$9 005 73	\$2 746 70	\$0 00	\$6 259 03	\$0 00
WAL MART STORES INC	CUSIP 931142103 232 000	01/04/08	Symbol (Box 1d) WMT 09/23/14	\$17,573 84	\$10,607 04	\$0 00	\$6 966 80	\$0 00
WALT DISNEY CO HLDG CO	CUSIP: 254687106 70 000	01/25/02	Symbol (Box 1d) DIS 07/09/14	\$6 050 35	\$1,503 42	\$0 00	\$4 546 93	\$0 00

CONTINUED ON NEXT PAGE

IMPORTANT TAX INFORMATION -- PLEASE RETAIN FOR YOUR RECORDS

Page 38 of 42

Morgan Stanley

Corporate Tax Statement
Tax Year 2014

THE SYLVIA & STANLEY SHIRVAN
FOUNDATION INC
23 FARVIEW ROAD
TENAFLY NJ 07670-2322

Morgan Stanley Smith Barney Holdings LLC
1 New York Plaza
8th Floor
New York, NY 10004
Identification Number 26-4310632
Taxpayer ID Number XX-XXX0652
Account Number 719 119980 160

Customer Service: 866-324-6088

This information is NOT being furnished to the Internal Revenue Service. It is provided to you for informational purposes only.

1099-B PROCEEDS FROM BROKER AND BARTER EXCHANGE TRANSACTIONS (continued)

OMB NO. 1545-0715

Gross Proceeds less commissions and option premiums on stocks, bonds, etc. Consider the Net Proceeds box checked in IRS box 6 (Reported to IRS) for all option transactions

Long Term - Noncovered Securities * (Consider Box 5 (Noncovered Security) as being checked and Box 3 (Basis Reported to IRS) as not being checked for this section. These transactions should be reported on Form 8949 Part II with box E checked.) (Continued)

DESCRIPTION (Box 8)	QUANTITY	DATE ACQUIRED (Box 1b)	DATE SOLD (Box 1c)	PROCEEDS (Box 1d)	COST OR OTHER BASIS (Box 1e)	ADJUSTMENTS/CODE (Box 1g)/(Box 1f)	GAIN/(LOSS) AMOUNT	FEDERAL INCOME TAX WITHHELD (Box 4)
WELLS FARGO & CO NEW		CUSIP: 949746101	Symbol (Box 1d) WFC					
	245 000	11/13/08	08/25/14	\$12 611 83	\$6,841 26	\$0 00	\$5 770 57	\$0 00
	205,000	11/10/09	08/25/14	\$10,552.75	\$5,780.59	\$0.00	\$4,772.16	\$0.00
Security Subtotal	450 000			\$23,164 58	\$12,621 85	\$0 00	\$10,542 73	\$0 00
Total Long Term Noncovered Securities				\$359,842.47	\$200,439.25	\$0 00	\$159,403.22	\$0.00
Total Long Term Covered and Noncovered Securities				\$1,162,289 64	\$733,534 69	\$0 00	\$428,754 95	\$0 00
Total Short and Long Term, Covered and Noncovered Securities				\$1,399,551 09	\$919,843 40	\$0 00	\$479,707.69	\$0 00

Form 1099-B Total Reportable Amounts - Does not include cost basis or adjustment amounts for noncovered securities

Total IRS Reportable Proceeds (Box 1d)	\$1,399,551.09
Total IRS Reportable Cost or Other Basis for Covered Securities (Box 1e)	\$719,404.15
Total IRS Reportable Adjustments (Box 1g)	\$0 00
Total Fed Tax Withheld (Box 4)	\$0 00

* Noncovered securities are not subject to the IRS cost basis reporting regulations, therefore their date of acquisition, cost basis, short or long term designation and any adjustments resulting from a wash sale or market discount will not be reported to the IRS. The cost basis is provided for informational purposes only and may not reflect required adjustments under the applicable tax regulations. Please consult your tax advisor regarding any adjustments to your original cost basis.

IMPORTANT TAX INFORMATION -- PLEASE RETAIN FOR YOUR RECORDS

Page 39 of 42

010079 MS130A01 062585

Account Detail

Select UMA Active Assets Account
719-119980-160THE SYLVIA & STANLEY SHIRVAN
FOUNDATION INC.

STOCKS

COMMON STOCKS

Security Description	Trade Date	Quantity	Unit Cost	Total Cost	Market Value	Unrealized Gain/(Loss)	Estimated Annual Income	Dividend Yield %
ABBVIE INC COM (ABBV)	9/5/14	265 000	\$55 240	\$14,638 73	\$17,341 60	\$2,702 87 ST	\$519 00	2 99
Share Price \$65 440, Next Dividend Payable 02/2015								
ACTIVISION BLIZZARD INC (ATVI)	4/15/13	650 000	14 384	9,349 86	13,097 50	3,747 64 LT		
	5/14/13	275 000	15 123	4,158 88	5,541 25	1,382 37 LT		
	10/16/14	260 000	18 709	4 864 21	5,239 00	374 79 ST		
Total		1,185 000		18,372 95	23,877 75	5,130 01 LT 374 79 ST	237 00	0 99
Share Price \$20 150, Next Dividend Payable 05/2015								
AKAMAI TECHNOLOGIES INC (AKAM)	7/30/09	318 000	16 514	5,251 45	20,021 28	14,769 83 LT		
	7/30/09	155 000	16 514	2,559 67	9,758 80	7,199 13 LT		
	5/17/12	167 000	29 419	4,913 01	10,514 32	5,601 31 LT		
	2/7/13	165 000	35 024	5,779 01	10,388 40	4,609 39 LT		
Total		805 000		18,503 14	50,682 80	32,179 66 LT	--	--
Share Price \$62 960								
AMAZON COM INC (AMZN)	6/9/06	185 000	33 838	6,260 10	57,414 75	51,154 65 LT		
	11/20/12	1 000	233 070	233 07	310 35	77 28 LT		
	4/25/14	20 000	307 996	6,159 92	6,207 00	47 08 ST		
	4/28/14	10 000	290 892	2,908 92	3,103 50	194 58 ST		
Total		216 000		15,562 01	67,035 60	51,231 93 LT 241 66 ST	--	--
Share Price \$310 350								
AMERICAN AIRLIS GROUP INC (AAL)	9/4/13	127 000	16 728	2,124 49	6,811 01	4,686 52 LT		
	10/3/14	305 000	35 989	10,976 55	16 357 15	5,380 60 ST		
	10/8/14	320 000	32 698	10,463 36	17,161 60	6,698 24 ST		
	12/22/14	108 000	51 461	5,557 77	5 792 04	234 27 ST		
Total		860 000		29,122 17	46,121 80	4,686 52 LT 12,313 11 ST	344 00	0 74
Share Price \$53 630, Next Dividend Payable 02/2015								
ANHEUSER BUSCH INBEV SA SPON (BUD)	12/14/10	112 000	57 823	6,476 12	12,579 84	6,103 72 LT		
	1/6/11	122 000	57 630	7,030 86	13,703 04	6,672 18 LT		
	2/2/11	121 000	56 327	6 815 53	13 590 72	6,775 19 LT		
Total		355 000		20,322 51	39,873 60	19,551 09 LT	949 00	2 38
Share Price \$112 320								
ANTHEM INC COM (ANTM)	8/29/13	280 000	85 696	23,994 99	35,187 60	11,192 61 LT	490 00	1 39
Share Price \$125 670								
APACHE CORP (APA)	7/11/12	58 000	84 743	4,915 12	3,634 86	(1 280 26) LT		
	7/17/12	190 000	83 817	15,925 27	11,907 30	(4,017 97) LT		

Morgan Stanley

CLIENT STATEMENT | For the Period December 1-31, 2014

Page 132 of 158

Account Detail

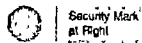
Select UMA Active Assets Account
719-119980-160

THE SYLVIA & STANLEY SHIRVAN
FOUNDATION INC.

STOCKS

COMMON STOCKS (CONTINUED)

Security Description	Trade Date	Quantity	Unit Cost	Total Cost	Market Value	Unrealized Gain/(Loss)	Estimated Annual Income	Dividend Yield %
Total		248 000		20,840 39	15,542 16	(5,298 23) LT	248 00	1.59
<i>Share Price \$62 670, Next Dividend Payable 02/2015</i>								
APPLE INC (AAPL)	1/24/13	113 000	65 121	7,358 67	12,472 94	5,114 27 LT		
	6/20/13	203 000	60 053	12,190.71	22,407 14	10,216 43 LT		
	6/20/13	63 000	60 053	3,783 32	6,953 94	3,170 62 LT		
	6/20/13	56 000	60 053	3,362 95	6,181 28	2,818 33 LT		
Total		435 000		26,695 65	48,015 30	21,319 65 LT	818 00	1 70
<i>Share Price \$110 380, Next Dividend Payable 02/2015</i>								
APPLIED MATERIALS INC (AMAT)	8/15/13	520 000	15 457	8,037 43	12,958 40	4,920 97 LT		
	8/19/13	525 000	15 403	8,086 42	13,083 00	4,996 58 LT		
	8/25/14	500 000	22 127	11,063 30	12,460 00	1,396 70 ST		
Total		1,545 000		27,187 15	38,501 40	9,917 55 LT	618 00	1 60
						1,396 70 ST		
<i>Share Price \$24 920, Next Dividend Payable 03/2015</i>								
BANK OF AMERICA CORP (BAC)	8/10/12	1,605 000	7 710	12,374 55	28,713 45	16,338 90 LT		
	5/14/14	560 000	14 884	8,335 04	10,018 40	1,683 36 ST		
	6/16/14	630 000	15 270	9 619 97	11,270 70	1,650 73 ST		
Total		2,795 000		30,329 56	50,002 55	16,338 90 LT	559 00	1.11
						3,334 09 ST		
<i>Share Price \$17 890, Next Dividend Payable 03/2015</i>								
BERKSHIRE HATHAWAY CL-B NEW (BRK'B)	8/22/12	190 000	85 685	16,280 13	28,528 50	12,248 37 LT		
	2/7/14	135 000	111 198	15 011 72	20,270 25	5 258 53 ST		
Total		325 000		31,291 85	48,798.75	12,248 37 LT	—	—
						5,258 53 ST		
<i>Share Price \$150 150</i>								
BIOGEN IDEC INC (BIIB)	3/22/05	200 000	38 274	7,654 90	67,890 00	60,235 10 LT	—	—
<i>Share Price \$339 450</i>								
BLACKROCK INC (BLK)	3/27/09	2 000	130 198	260 40	715 12	454 72 LT		
	11/10/09	67 000	232 980	15,609 66	23,956 52	8,346 86 LT		
	4/30/10	30 000	184 368	5,531 03	10,726 80	5,195 77 LT		
	5/21/10	30 000	164 265	4,927 95	10,726 80	5,798 85 LT		
	8/31/10	25 000	141 960	3,549 00	8 939 00	5,390 00 LT		
Total		154 000		29,878 04	55,064 24	25,186 20 LT	1,189 00	2 15
<i>Share Price \$357 560, Next Dividend Payable 03/2015</i>								
BP PLC ADS (BP)	11/4/10	54 000	43 689	2,369 98	2,058 48	(311 50) LT		
	12/10/10	143 000	43 243	6,183 76	5,451 16	(732 60) LT		
	2/24/11	162 000	47 795	7,742 71	6 175 44	(1,567 27) LT		



Account Detail

Select UMA Active Assets Account
719-119980-160THE SYLVIA & STANLEY SHIRVAN
FOUNDATION INC

STOCKS

COMMON STOCKS (CONTINUED)

Security Description	Trade Date	Quantity	Unit Cost	Total Cost	Market Value	Unrealized Gain/(Loss)	Estimated Annual Income	Dividend Yield %
	4/5/11	166 000	46 826	7,773 07	6,327 92	(1,445 15) LT		
	4/15/11	94 000	44 926	4,223 06	3,583 28	(639 78) LT		
	7/19/12	231 000	41 918	9,683 06	8,805 72	(877 34) LT		
	10/27/14	415 000	41 845	17,365 55	15,819 80	(1,545 75) ST		
Total		1,265 000		55,341 19	48,221 80	(5,573 64) LT (1,545 75) ST	3,036 00	6 29
Share Price \$38 120								
BRISTOL MYERS SQUIBB CO (BMY)	9/18/13	139 000	46 157	6,415 86	8,205 17	1,789 31 LT		
	1/13/14	45 000	56 549	2,544 70	2,656 35	111 65 ST		
	1/28/14	115 000	50 879	5,851 04	6,788 45	937 41 ST		
	3/24/14	65 000	51 078	3,320 06	3,836 95	516 89 ST		
	4/16/14	55 000	48 940	2,691 69	3,246 65	554 96 ST		
	7/2/14	150 000	48 189	7,228 40	8,854 50	1,626 10 ST		
Total		569 000		28,051 75	33,588 07	1,789 31 LT 3,747 01 ST	842 00	2 50
Share Price \$59 030, Next Dividend Payable 02/02/15								
CAMERON INTNL CORP (CAM)	6/23/11	15 000	45 816	687 23	749 25	62 02 LT		
	6/24/11	72 000	45 979	3,310 49	3,596 40	285 91 LT		
	7/14/11	53 000	49 668	2,632 40	2,647 35	14 95 LT		
	8/5/11	110 000	47 835	5,261 87	5,494 50	232 63 LT		
	11/8/11	90 000	52 346	4,711 13	4,495 50	(215 63) LT		
	11/20/12	3 000	52 990	158 97	149 85	(9 12) LT		
	4/25/13	52 000	60 691	3,155 91	2,597 40	(558 51) LT		
	7/25/13	40 000	59 995	2,399 81	1,998 00	(401 81) LT		
	7/31/13	95 000	58 995	5,604 50	4,745 25	(859 25) LT		
	10/24/13	60 000	54 906	3,294 34	2,997 00	(297 34) LT		
Total		590 000		31,216 65	29,470 50	(1,746 15) LT		
Share Price \$49 950								
CANADIAN NATURAL RESOURCES LTD (CNQ)	3/27/14	480 000	38 214	18,342 62	14,822 40	(3,520 22) ST		
	4/8/14	200 000	40 049	8,009 80	6 176 00	(1,833 80) ST		
	5/15/14	215 000	40 524	8,712 66	6,639 20	(2,073 46) ST		
	8/8/14	230 000	41 457	9,535 20	7,102 40	(2,432 80) ST		
Total		1,125 000		44,600 28	34,740 00	(9,860 28) ST	889 00	2 55
Share Price \$30 880, Next Dividend Payable 01/01/15								
CATERPILLAR INC (CAT)	12/5/13	180 000	64 468	15,204 15	16,475 40	1,271 25 LT	504 00	3 05
Share Price \$91 530, Next Dividend Payable 02/20/15								

Account Detail

Select UMA Active Assets Account
719-119980-160THE SYLVIA & STANLEY SHIRVAN
FOUNDATION INC.

STOCKS

COMMON STOCKS (CONTINUED)

Security Description	Trade Date	Quantity	Unit Cost	Total Cost	Market Value	Unrealized Gain/(Loss)	Estimated Annual Income	Dividend Yield %
CELGENE CORP (CELG)	10/12/09	218 000	27 562	6,008 43	24,385 48	18,377 05 LT		
	11/10/09	90 000	26.780	2,410 20	10,067.40	7,657 20 LT		
	1/28/11	202 000	26.193	5,290 96	22,595 72	17,304 76 LT		
	4/16/14	90 000	71 405	6,426 45	10,067 40	3,640 95 ST		
	Total	600 000		20,136 04	67,116 00	43,339 01 LT 3,640 95 ST	—	—
<i>Share Price \$111 860</i>								
CHARLES SCHWAB NEW (SCHW)	11/3/11	381 000	12 778	4,868 45	11,502 39	6,633 94 LT		
	11/3/11	68 000	12 778	868 91	2,052 92	1,184 01 LT		
	3/20/12	234 000	15 446	3,614 30	7,064 46	3,450 16 LT		
	3/20/12	229 000	15 446	3,537 06	6,913 51	3,376 45 LT		
	11/20/12	143 000	12 956	1,852 77	4,317 17	2,464 40 LT		
	Total	1,055 000		14,741 49	31,850 45	17,108 96 LT	253 00	0 79
<i>Share Price \$30 190, Next Dividend Payable 02/2015</i>								
CHECK POINT SOFTWARE TECH LTD (CHKP)	6/27/13	3 000	50 857	152 57	235 71	83 14 LT		
	6/27/13	28 000	50 857	1,423 99	2,199 96	775 97 LT		
	6/27/13	59 000	50 857	3,000 55	4,635 63	1,635 08 LT		
	6/27/13	65 000	50 857	3,305 69	5,107 05	1,801 36 LT		
	6/27/13	3 000	50 857	152 57	235.71	83 14 LT		
	6/27/13	43 000	50 857	2,186 83	3,378 51	1,191 68 LT		
	7/5/13	67 000	51 625	3,458 86	5,264 19	1,805 33 LT		
	7/5/13	7 000	51 624	361 37	549 99	188 62 LT		
	Total	275 000		14,042 43	21,606 75	7,564 32 LT	—	—
<i>Share Price \$78 570</i>								
CHINA MOBILE LTD (CHL)	11/4/13	125,000	52 163	6,520.35	7,352 50	832 15 LT		
	1/13/14	215 000	50 506	10,858 79	12,646 30	1,787 51 ST		
	2/7/14	205 000	47 241	9,684 32	12,058 10	2,373 78 ST		
	3/18/14	170 000	45 401	7,718 15	9,999 40	2,281 25 ST		
	10/27/14	340 000	57 509	19,553.16	19,998 80	445 64 ST		
	Total	1,055 000		54,334 77	62,055.10	832 15 LT 6,888 18 ST	1,931 00	3 11
<i>Share Price \$58 820</i>								
CIMAREX ENERGY CO (XEC)	12/8/14	148 000	99 791	14,769 10	15,688.00	918 90 ST	95 00	0 60
<i>Share Price \$106 000, Next Dividend Payable 03/2015</i>								

THE SYLVIA & STANLEY SHIRVAN
FOUNDATION INC.

COMMON STOCKS (CONTINUED)

Security Description	Trade Date	Quantity	Unit Cost	Total Cost	Market Value	Unrealized Gain/(Loss)	Estimated Annual Income	Dividend Yield %
CISCO SYS INC (CSCO)	11/21/13	920 000	21 356	19,647 89	25,589 80	5,941 91 LT		
	12/5/13	450 000	21 139	9,512 69	12,516 75	3,004 06 LT		
	12/11/13	440 000	20 847	9,172 68	12,238 60	3,065 92 LT		
	3/18/14	480 000	21 369	10,257 31	13,351 20	3,093 89 ST		
	Total	2,290 000		48,590 57	63,696.35	12,011.89 LT 3,093 89 ST	1,740 00	2 73

CITIGROUP INC NEW (C)

CITIGROUP INC NEW (C)	1/10/13	665 000	42 633	28,350 75	35,983 15	7,632 40 LT		
	11/21/13	180 000	51 800	9,323 91	9,739 80	415 89 LT		
	2/3/14	370 000	46 507	17,207 44	20,020 70	2,813 26 ST		
	2/7/14	240 000	48 847	11,723 26	12,986 40	1 263 14 ST		
	Total	1,455 000		66,605 36	78,730.05	8,048 29 LT	58 00	0 07
						4,076 40 ST		

CITRIX SYSTEMS INC (CTXS)

CITRIX SYSTEMS INC (CTXS)						
10/26/12	104 000	63 362	6,589 60	6,635 20	45 60 LT	
12/4/12	118 000	61 108	7,210 79	7,528 40	317 61 LT	
4/5/13	83 000	68 749	5,706 15	5,295 40	(410 75) LT	
4/30/13	40 000	62,763	2,610 52	2,552 00	41 48 LT	
5/28/13	155 000	64 986	10,072.89	9,889 00	(183 89) LT	
6/26/13	15 000	60 337	905 05	957 00	51 95 LT	
10/9/13	30 000	67,333	2,019 98	1,914 00	(105 98) LT	
12/18/13	60 000	58 493	3,509 56	3 828 00	318 44 LT	
Total	605 000		38,524 54	38,599 00	74 46 LT	—

CME GROUP INC (CME)

CME GROUP INC (CME)	2/24/11	50 000	60 922	3,046 09	4,432 50	1,386 41 LT		
	2/25/11	30 000	62 153	1,864 58	2,659 50	794 92 LT		
	3/1/11	125 000	61 285	7,660 66	11,081 25	3,420 59 LT		
	3/10/11	110 000	59 547	6,550 22	9,751 50	3,201 28 LT		
Total		315 000		19,121 55	27,924 75	8,803 20 LT	592 00	2 11

COCA COLA CO (KO)

COCA COLA CO (KO)	4/7/05	610 000	21 067	12,851 00	25,754 20	12,903 20 LT		
	1/25/06	250 000	20 565	5,141 25	10,555 00	5 413 75 LT		
	Total	860 000		17,992 25	36,309.20	18,316 95 LT	1,049 00	2 88

Share Price \$42.220, Next Dividend Payable 03/2015

Account Detail

Select UMA Active Assets Account
719-119980-160THE SYLVIA & STANLEY SHIRVAN
FOUNDATION INC.

STOCKS

COMMON STOCKS (CONTINUED)

Security Description	Trade Date	Quantity	Unit Cost	Total Cost	Market Value	Unrealized Gain/(Loss)	Estimated Annual Income	Dividend Yield %
COMCAST CORP CL A SPECIAL NEW (CMCSK)	5/26/11	211 000	23 503	4 959 16	12,146 21	7,187 05 LT		
	6/17/11	534 000	22 369	11,945 05	30,739 70	18,794 65 LT		
	7/14/11	250 000	24 000	5,999 98	14,391 24	8,391 26 LT		
	Total	995 000		22,904 19	57,277 17	34,372 96 LT	896 00	1 56
Share Price \$57 565, Next Dividend Payable 01/2015								
CONTINENTAL RESOURCES INC (CLR)	12/8/14	285 000	33 703	9,605 44	10,932 60	1,327 16 ST	—	—
Share Price \$38 360								
CVS HEALTH CORP COM (CVS)	10/24/08	160 000	28 016	4 482 61	15,409 60	10,926 99 LT		
	1/9/09	225 000	26 193	5,893 36	21,669 75	15,776 39 LT		
	11/10/09	195 000	29 808	5 812 56	18,780 45	12,967 89 LT		
	8/31/10	195 000	27 028	5,270 46	18,780 45	13,509 99 LT		
	Total	775 000		21,458 99	74,640 25	53,181 26 LT	1,085 00	1 45
Share Price \$96 310, Next Dividend Payable 02/2015								
DELTA AIR LINES INC NEW (DAL)	5/3/13	486 000	18 024	8,759 76	23,906 34	15,146 58 LT		
	10/6/14	50 000	36 795	1,839 76	2,459 50	619 74 ST		
	10/13/14	220 000	32 000	7,040 00	10,821 80	3,781 80 ST		
	12/22/14	164 000	48 041	7,878 69	8 067 16	188 47 ST		
	Total	920 000		25,518 21	45,254.80	15,146 58 LT	331 00	0 73
Share Price \$49 190, Next Dividend Payable 03/2015								
DIRECTV COM (DTV)	4/8/14	232 000	78 833	18 289 30	20,114 40	1,825 10 ST		
	10/24/14	48 000	84 079	4,035 78	4,161.60	125 82 ST		
	11/4/14	50 000	87.338	4,366 90	4,335 00	(31 90) ST		
	Total	330 000		26,691 98	28,611 00	1,919 02 ST	—	—
Share Price \$86 700								
EASTMAN CHEMICAL COMPANY (EMN)	12/2/14	116 000	82 634	9,585 60	8,799 76	(785 84) ST	186 00	2 11
Share Price \$75 860, Next Dividend Payable 01/02/15								
EATON CORP PLC SHS (ETN)	12/3/12	2 000	51 000	102 00	135 92	33 92 LT R		
	12/3/12	423 000	51 003	21,574 13	28,747 08	7,172 95 LT R		
	3/27/14	20 000	73 108	1,462 15	1,359 20	(102 95) ST		
	10/1/14	85 000	62 859	5,343 02	5,776 60	433 58 ST		
	Total	530 000		28,481 30	36,018 80	7,206 87 LT	1,039 00	2 88
Share Price \$67 960, Next Dividend Payable 02/2015								
EBAY INC (EBAY)	6/12/07	285 000	31 159	8,880 20	15,994 20	7,114 00 LT		
	1/14/08	100 000	29 309	2,930 86	5,612 00	2,681 14 LT		
	2/5/10	200 000	22 536	4,507 22	11,224 00	6,716 78 LT		

Security Mark
et Flight

Account Detail

Select UMA Active Assets Account
719-119980-160THE SYLVIA & STANLEY SHIRVAN
FOUNDATION INC.

STOCKS

COMMON STOCKS (CONTINUED)

Security Description	Trade Date	Quantity	Unit Cost	Total Cost	Market Value	Unrealized Gain/(Loss)	Estimated Annual Income	Dividend Yield %
	Total	910 000		23,230 48	51,069.20	27,838.72 LT	—	—
Share Price \$56.120								
EMC CORP MASS (EMC)	10/18/11	478 000	23 737	11,346 43	14,215.72	2,869 29 LT		
	11/8/11	342 000	24 964	8,537 69	10,171 08	1,633 39 LT		
	11/20/12	60 000	24 126	1,447 58	1,784 40	336 82 LT		
	1/29/13	200 000	23 845	4,769 06	5,948 00	1,178 94 LT		
	4/30/13	130 000	22 414	2,913 82	3,866 20	952 38 LT		
	Total	1,210 000		29,014 58	35,985 40	6,970 82 LT	557 00	1 54
Share Price \$29.740, Next Dividend Payable 01/23/15								
FACEBOOK INC CL-A (FB)	4/10/13	85 000	27 560	2,342 61	6,631.70	4,289 09 LT		
	4/23/13	160 000	26 249	4,199 86	12,483 20	8,283 34 LT		
	6/6/13	240 000	22 929	5,502 86	18,724 80	13,221 94 LT		
	Total	485 000		12,045 33	37,839.70	25,794 37 LT	—	—
Share Price \$78.020								
FMC TECHNOLOGIES INC (FTI)	9/25/14	176 000	54 447	9,582 60	8,243 84	(1,338 76) ST		
	9/25/14	89 000	54 447	4,845 75	4,168 76	(676 99) ST		
	10/9/14	85,000	51 855	4,407 68	3,981 40	(426 28) ST		
	10/16/14	39 000	50 173	1,956 75	1,826 76	(129 99) ST		
	10/17/14	16 000	52 225	835 60	749 44	(86.16) ST		
	10/22/14	85 000	52 540	4,465 89	3,981 40	(484 49) ST		
	Total	490 000		26,094 27	22,951.60	(3,142 67) ST	—	—
Share Price \$46.840								
GENERAC HLDGS INC COM (GNRC)	6/10/14	315 000	45 785	14,422 15	14,729 40	307 25 ST		
	6/18/14	95 000	46 226	4,391 48	4,442 20	50 72 ST		
	Total	410 000		18,813 63	19,171 60	357 97 ST	—	—
Share Price \$46.760								
GENERAL ELECTRIC CO (GE)	6/10/08	16 000	30 440	487 04	404 32	(82 72) LT		
	6/10/08	134 000	30 440	4,078 96	3,386 18	(692 78) LT		
	7/9/10	69 000	14 874	1,026 31	1,743 63	717 32 LT		
	7/9/10	121 000	14 874	1,799 77	3,057 67	1,257 90 LT		
	10/20/11	194,000	16.581	3,216 79	4 902 38	1,685 59 LT		
	10/20/11	97,000	16 581	1,608 40	2,451 19	842 79 LT		
	10/20/11	24 000	16 581	397.95	606 48	208 53 LT		
	12/22/11	152 000	18.128	2,755.41	3,841 04	1,085 63 LT		
	12/22/11	268 000	18 128	4,858 22	6,772 36	1,914 14 LT		

Account Detail

Select UMA Active Assets Account
719-119980-160THE SYLVIA & STANLEY SHIRVAN
FOUNDATION INC

STOCKS

COMMON STOCKS (CONTINUED)

Security Description	Trade Date	Quantity	Unit Cost	Total Cost	Market Value	Unrealized Gain/(Loss)	Estimated Annual Income	Dividend Yield %
	2/9/12	219 000	19 166	4,197.46	5,534 13	1,336 67 LT		
	2/9/12	386 000	19.167	7,398 27	9,754 22	2,355 95 LT		
	2/5/14	86 000	24 439	2,101 78	2,173 22	71 44 ST		
	2/5/14	74 000	24 439	1,808 51	1,869 98	61 47 ST		
	3/7/14	7 000	26 054	182 38	176 89	(5 49) ST		
	3/7/14	363 000	26 054	9,457 46	9,173 01	(284 45) ST		
	3/17/14	747 000	25 393	18,968 50	18,876 69	(91 81) ST		
	3/17/14	13 000	25 393	330 11	328 51	(1 60) ST		
	10/9/14	230 000	24 964	5,741 67	5,812 10	70 43 ST		
	10/9/14	85 000	24 964	2,121 92	2,147 95	26 03 ST		
Total		3,285 000		72,536 91	83,011.95	10,629 02 LT (153 98) ST	3,022 00	3 64
<i>Share Price \$25 270, Next Dividend Payable 01/26/15</i>								
GENERAL MTRS CO (GM)	11/19/10	323 000	36 191	11,689 60	11,275 93	(413 67) LT		
	3/21/11	182 000	35 633	6,485 17	6,353 62	(131 55) LT		
	5/10/11	403 000	31 604	12,736 37	14 068 73	1,332 36 LT		
	11/20/12	85 000	24,700	2,099 50	2,967 35	867 85 LT		
	11/20/12	130 000	28 294	3,678 22	4,538 30	860 08 LT		
	4/11/13	432 000	29 479	12,734 76	15,081 12	2,346 36 LT		
Total		1,555 000		49,423 62	54,285 05	4,861 43 LT	1,866 00	3 43
<i>Share Price \$34 910, Next Dividend Payable 03/2015</i>								
GOOGLE INC CL C (GOOG)	9/22/08	3 000	220 693	662 08	1,579 20	917 12 LT		
	9/23/08	14 000	217 716	3,048 03	7,369 60	4,321 57 LT		
	12/29/08	29 000	147 133	4,266 87	15,265 60	10,998 73 LT		
	4/21/10	7 000	279 013	1,953 09	3,684 80	1,731 71 LT		
	10/9/13	14 000	425 126	5,951 77	7,369 60	1,417 83 LT		
Total		67 000		15,881 84	35,268.80	19,386 96 LT	—	—
<i>Share Price \$526 400</i>								
GOOGLE INC-CL A (GOOGL)	9/22/08	3 000	221 403	664 21	1,591 98	927.77 LT		
	9/23/08	14 000	218 414	3,057 80	7,429 24	4,371 44 LT		
	12/29/08	29 000	147 605	4,280 55	15,389 14	11,108.59 LT		
	4/21/10	7 000	279 907	1,959 35	3,714 62	1,755 27 LT		
	10/9/13	14 000	426 489	5,970 84	7,429 24	1,458 40 LT		
Total		67 000		15,932.75	35,554 22	19,621 47 LT	—	—
<i>Share Price \$530 660</i>								

THE SYLVIA & STANLEY SHIRVAN
FOUNDATION INC.

COMMON STOCKS (CONTINUED)

Security Description	Trade Date	Quantity	Unit Cost	Total Cost	Market Value	Unrealized Gain/(Loss)	Estimated Annual Income	Dividend Yield %
HALLIBURTON CO (HAL)	2/7/13	185 000	40 576	7,506 63	7,276 05	(230 58) LT		
	3/5/13	200 000	40 594	8,118 72	7,866 00	(252 72) LT		
	10/10/13	240 000	49 959	11,990 11	9,439 20	(2,550 91) LT		
	11/14/14	455 000	54 141	24,634 16	17,895 15	(6,739 01) ST		
	Total	1,080 000		52,249 62	42,476.40	(3,034 21) LT (6,739 01) ST	778 00	1 83
Share Price \$39 330, Next Dividend Payable 03/2015								
HARTFORD FIN SERS GRP INC (HIG)	12/28/10	361 000	26 698	9,638 12	15,050 09	5,411 97 LT		
	1/20/12	414 000	18 685	7,735 51	17,259 66	9,524 15 LT		
	Total	775 000		17,373 63	32,309 75	14,936 12 LT	558 00	1 72
Share Price \$41 690, Next Dividend Payable 01/02/15								
HATTERAS FINL CORP COM (HTS)	1/9/14	1,040 000	17 471	18,170 05	19,167.20	997 15 ST	2,080 00	10 85
Share Price \$18 430, Next Dividend Payable 01/23/15								
HESS CORPORATION (HES)	6/26/13	190 000	65 702	12,483 30	14,025.80	1,542 50 LT	190 00	1 35
Share Price \$73 820, Next Dividend Payable 03/2015								
HOME DEPOT INC (HD)	6/14/06	327 000	36 586	11,963 72	34,325 19	22,361 47 LT		
	8/31/10	170 000	27 817	4 728 91	17,844 90	13 115 99 LT		
	Total	497 000		16,692 63	52,170 09	35,477 46 LT	934 00	1 79
Share Price \$104 970, Next Dividend Payable 03/2015								
JOHNSON & JOHNSON (JNJ)	1/25/06	74 000	58 540	4,331 96	7,738 18	3,406 22 LT		
	3/9/06	86 000	58 652	5,044 06	8,993 02	3,948 96 LT		
	3/9/06	149 000	58 652	8,739 14	15,580 93	6,841 79 LT		
	11/20/12	59 000	69 570	4,104 62	6,169 63	2,065 01 LT		
	11/20/12	42 000	69 550	2,921 10	4,391 94	1,470 84 LT		
	Total	410 000		25,140 88	42,873 70	17,732 82 LT	1,148 00	2 67
Share Price \$104 570, Next Dividend Payable 03/2015								
JOY GLOBAL INC (JOY)	5/7/13	85 000	60 080	5,106 82	3,954 20	(1,152 62) LT		
	8/13/13	380 000	52 820	20,071 49	17,677 60	(2,393 89) LT		
	11/5/14	180 000	52 669	9,480 47	8 373 60	(1,106 87) ST		
	Total	645 000		34,658 78	30,005.40	(3,546 51) LT (1,106 87) ST	516 00	1 71
Share Price \$46 520, Next Dividend Payable 03/2015								
JPMORGAN CHASE & CO (JPM)	6/13/08	124,000	38 655	4,818 06	7,759 92	2,941 86 LT		
	9/29/08	175 000	46 366	8,114 03	10,951 50	2,837 47 LT		
	3/13/09	380 000	23 744	9,022 68	23 780 40	14,757 72 LT		
	8/31/10	125 000	36 338	4,542 25	7 822 50	3 280 25 LT		

www.mcauliffe.com

Account Detail

Select UMA Active Assets Account
719-119980-160THE SYLVIA & STANLEY SHIRVAN
FOUNDATION INC.

STOCKS

COMMON STOCKS (CONTINUED)

Security Description	Trade Date	Quantity	Unit Cost	Total Cost	Market Value	Unrealized Gain/(Loss)	Estimated Annual Income	Dividend Yield %
	10/13/11	375 000	30 989	11,651 68	23,530 08	11,878 40 LT		
	11/19/13	220 000	56 413	12,410 82	13,767 60	1,356 78 LT		
	Total	1,400 000		50,559 52	87,612 00	37,052 48 LT	2,240 00	2 55
Share Price \$62 580, Next Dividend Payable 01/02/15								
LAM RESEARCH CORPORATION (LRCX)	9/16/14	265 000	71 646	18,986 08	21,025 10	2,039 02 ST	191 00	0 90
Share Price \$79 340, Next Dividend Payable 01/07/15								
LINCOLN NTL CORP IND (LNC)	8/14/12	535 000	23 563	12,606 10	30,853 45	18,247 35 LT	428 00	1 38
Share Price \$57 670, Next Dividend Payable 02/20/15								
LINKEDIN CORP-A (LNKD)	3/27/14	41 000	184 972	7,583 87	9,418 11	1,834 24 ST		
	4/4/14	11 000	176 330	1,939 63	2,526 81	587 18 ST		
	4/10/14	12 000	169 393	2,032 72	2,756 52	723 80 ST		
	4/28/14	6 000	153 765	922 59	1,378 25	455 67 ST		
	5/2/14	16 000	158 918	2,542 68	3,675 36	1,132 68 ST		
	Total	86 000		15,021 49	19,755 06	4,733 57 ST	—	—
Share Price \$229 710								
LOUISIANA PACIFIC CORP (LPX)	6/17/14	970 000	14 900	14,453 19	16,063 20	1,610 01 ST		
	6/18/14	325 000	14 662	4,765 31	5,382 00	616 69 ST		
	10/6/14	480 000	13 545	6,501 79	7,948 80	1 447 01 ST		
	Total	1,775 000		25,720 29	29,394 00	3,673 71 ST	—	—
Share Price \$16 560								
MERCK & CO INC NEW COM (MRK)	3/20/13	180 000	44 198	7,955 70	10,222 20	2,266 50 LT		
	12/5/13	230 000	49 200	11,315 98	13,061 70	1 745 72 LT		
	10/22/14	255 000	55 540	14 162 73	14 481 45	318 72 ST		
	Total	665 000		33 434 41	37,765 35	4,012 22 LT 318 72 ST	1,197 00	3 16
Share Price \$56 790, Next Dividend Payable 01/08/15								
METLIFE INCORPORATED (MET)	6/21/10	385 000	41 888	16,126 92	20,824 65	4,697 73 LT		
	7/9/10	125 000	39 752	4,969 05	6,761 25	1,792 20 LT		
	3/15/11	207 000	42 512	8,800 00	11,196 63	2,396 63 LT		
	11/20/12	232 000	32 237	7,478 98	12,548 88	5,069 90 LT		
	8/25/14	481 000	54 295	26,115 90	26,017 29	(98 61) ST		
	Total	1,430 000		63 490 85	77,348 70	13,956 46 LT (98 61) ST	2,002 00	2 58
Share Price \$54 090, Next Dividend Payable 03/20/15								
MICRON TECH INC (MU)	9/16/14	880 000	30 624	26,949 21	30,808 80	3,859 59 ST		
	10/28/14	280 000	32 484	9,095 60	9,802 80	707 20 ST		

Security Mark
at Right



Morgan Stanley

CLIENT STATEMENT | For the Period December 1-31, 2014

Page 141 of 158

Account Detail

Select UMA Active Assets Account
719-119980-160

THE SYLVIA & STANLEY SHIRVAN
FOUNDATION INC.

STOCKS

COMMON STOCKS (CONTINUED)

Security Description	Trade Date	Quantity	Unit Cost	Total Cost	Market Value	Unrealized Gain/(Loss)	Estimated Annual Income	Dividend Yield %
	Total	1,160,000		36,044.81	40,611.60	4,566.79 ST	—	—
Share Price \$35.010								
MICROSOFT CORP (MSFT)	6/17/11	248,000	24.165	5,992.92	11,519.60	5,526.68 LT		
	6/17/11	262,000	24.165	6,331.23	12,169.90	5,838.67 LT		
	12/16/11	136,000	26.095	3,548.88	6,317.20	2,768.32 LT		
	11/20/12	74,000	26.640	1,971.36	3,437.30	1,465.94 LT		
	Total	720,000		17,844.39	33,444.00	15,599.61 LT	893.00	2.67
Share Price \$46.450, Next Dividend Payable 03/2015								
MONSANTO CO/NEW (MON)	1/21/10	70,000	81.103	5,677.18	8,362.90	2,685.72 LT		
	1/28/10	75,000	77.253	5,793.97	8,960.25	3,166.28 LT		
	2/5/10	70,000	76.541	5,357.86	8,362.90	3,005.04 LT		
	5/7/10	70,000	58.963	4,127.41	8,362.90	4,235.49 LT		
	10/4/10	70,000	47.683	3,337.80	8,362.90	5,025.10 LT		
	Total	355,000		24,294.22	42,411.85	18,117.63 LT	696.00	1.64
Share Price \$119.470, Next Dividend Payable 01/2015								
MORGAN STANLEY (MS)	11/20/12	115,000	16.347	1,879.90	4,462.00	2,582.10 LT		
	11/15/13	380,000	30.433	11,564.54	14,744.00	3,179.46 LT		
	1/3/14	290,000	31.421	9,111.97	11,252.00	2,140.03 ST		
	6/18/14	310,000	32.638	10,117.84	12,028.00	1,910.16 ST		
	Total	1,095,000		32,674.25	42,486.00	5,761.56 LT 4,050.19 ST	438.00	1.03
Share Price \$38.800, Next Dividend Payable 02/2015								
MYLAN INC (MYL)	9/3/14	310,000	47.999	14,879.57	17,474.70	2,595.13 ST	—	—
Share Price \$56.370								
NASDAQ OMX GROUP INC (THE) (NDAQ)	5/7/08	18,000	39.687	714.36	863.28	148.92 LT		
	6/11/08	125,000	31.885	3,985.61	5,995.00	2,009.39 LT		
	7/9/08	165,000	24.861	4,102.07	7,913.40	3,811.33 LT		
	11/10/09	150,000	18.397	2,759.48	7,194.00	4,434.52 LT		
	11/20/12	65,000	23.060	1,498.89	3,117.40	1,618.51 LT		
	4/1/14	127,000	36.202	4,597.65	6,090.92	1,493.27 ST		
	Total	650,000		17,658.06	31,174.00	12,022.67 LT 1,493.27 ST	390.00	1.25
Share Price \$47.950, Next Dividend Payable 03/2015								
NIKE INC B (NKE)	6/7/11	134,000	40.859	5,475.10	12,884.10	7,409.00 LT		
	8/5/11	110,000	41.938	4,613.14	10,576.50	5,963.36 LT		

7R651N 1Q1C7WQW CA1NN

Account Detail

Select UMA Active Assets Account
719-119980-160THE SYLVIA & STANLEY SHIRVAN
FOUNDATION INC.

STOCKS

COMMON STOCKS (CONTINUED)

Security Description	Trade Date	Quantity	Unit Cost	Total Cost	Market Value	Unrealized Gain/(Loss)	Estimated Annual Income	Dividend Yield %
Total		244 000		10,088 24	23,460 60	13,372 36 LT	273 00	1 16
<i>Share Price \$96 150, Next Dividend Payable 01/05/15</i>								
NPS PHARMACEUTICALS INC (NPSP)	9/15/14	100 000	27 837	2,783 68	3,577 00	793 32 ST	--	--
<i>Share Price \$35 770</i>								
OCCIDENTAL PETROLEUM CORP DE (OXY)	4/15/13	186 000	78 997	14,693 35	14,993 46	300 11 LT		
	4/24/13	174 000	81 214	14,131 17	14 026 14	(105 03) LT		
Total		360 000		28,824 52	29,019 60	195 08 LT	1,037 00	3 57
<i>Share Price \$80 610, Next Dividend Payable 01/15/15</i>								
OSHKOSH CORP (OSK)	10/7/14	425 000	43 613	18,535 40	20,676 25	2,140 85 ST		
	10/13/14	135 000	40 531	5,471 70	6,567 75	1,096 05 ST		
Total		560 000		24,007 10	27,244 00	3,236 90 ST	381 00	1 39
<i>Share Price \$48 650, Next Dividend Payable 03/2015</i>								
PFIZER INC (PFE)	12/1/97	765 000	14 035	10,736 43	23,829 75	13,093 32 LT		
	11/17/11	485 000	19 519	9,466 76	15,107 75	5,640 99 LT		
Total		1,250 000		20,203 19	38,937 50	18,734 31 LT	1,400 00	3 59
<i>Share Price \$31 150, Next Dividend Payable 03/2015</i>								
PRECISION CASTPARTS CORP (PCP)	7/24/14	26 000	234 978	6,109 44	6,262 88	153 44 ST		
	7/25/14	23 000	233 460	5,369 59	5,540 24	170 65 ST		
	7/25/14	23 000	233 724	5,375 66	5,540 24	164 58 ST		
	7/29/14	10 000	233 297	2,332 97	2,408 80	75 83 ST		
	8/6/14	13 000	228 500	2,970 50	3,131 44	160 94 ST		
	8/7/14	11 000	230 199	2,532 19	2,649 68	117 49 ST		
	9/8/14	34 000	242 847	8,256 80	8,189 92	(66 88) ST		
Total		140 000		32,947 15	33,723 20	776 05 ST	17 00	0 05
<i>Share Price \$240 880, Next Dividend Payable 03/2015</i>								
QUALCOMM INC (QCOM)	7/29/11	112 000	55 096	6,170 71	8,324 96	2,154 25 LT		
	8/5/11	59 000	51 050	3,011 97	4,385 47	1,373 50 LT		
	8/12/11	113 000	50 403	5,695 49	8,399 29	2,703 80 LT		
	8/23/11	59 000	47 189	2,784 17	4,385 47	1,601 30 LT		
Total		343 000		17,662 34	25,495 19	7,832 85 LT	576 00	2 25
<i>Share Price \$74 330, Next Dividend Payable 03/2015</i>								
RED HAT INC (RHT)	11/19/13	188 000	46 470	8,736 34	12,998 32	4,261 98 LT		
	11/21/13	92 000	47 000	4,323 98	6,360 88	2,036 90 LT		
	3/13/14	130 000	57 395	7,461 38	8,988 20	1,526 82 ST		
	4/7/14	100 000	50 485	5,048 49	6,914 00	1,865 51 ST		
	4/10/14	35 000	50 084	1,752 94	2,419 90	666 96 ST		

Account Detail

Select UMA Active Assets Account
719-119980-160THE SYLVIA & STANLEY SHIRVAN
FOUNDATION INC.

STOCKS

COMMON STOCKS (CONTINUED)

Security Description	Trade Date	Quantity	Unit Cost	Total Cost	Market Value	Unrealized Gain/Loss	Estimated Annual Income	Dividend Yield %
	5/13/14	110 000	49 504	5,445 46	7,605 40	2,159 94 ST		
	Total	655 000		32,768 59	45,286 70	6,298 88 LT 6,219 23 ST	—	—
Share Price \$69 140								
REGENERON PHARM (REGN)	7/28/14	39 000	299 962	11 698 53	15,999 75	4,301 22 ST		
	7/30/14	6 000	319 993	1,919 96	2,461 50	541 54 ST		
	Total	45 000		13,618 49	18,461 25	4,842 76 ST	—	—
Share Price \$410 250								
RELiance STEEL & ALUM CO (RS)	9/20/13	224 000	75 398	16,889 20	13,724 48	(3,164 72) LT		
	10/23/13	116 000	75 006	8,700 70	7,107 32	(1,593 38) LT		
	6/10/14	185 000	72 750	13,458 68	11,334 95	(2,123 73) ST		
	10/6/14	45 000	66 112	2,975 04	2,757 15	(217 89) ST		
	Total	570 000		42,023 62	34,923 90	(4,758 10) LT (2,341 62) ST	798 00	2.28
Share Price \$61 270, Next Dividend Payable 03/2015								
RIO TINTO PLC SPON ADR (RIO)	8/13/14	325 000	57 608	18,722 76	14,969 50	(3,753 26) ST		
	10/24/14	60 000	48 578	2,914 65	2,763 60	(151 05) ST		
	Total	385 000		21,637 41	17,733 10	(3,904 31) ST	780 00	4 39
Share Price \$46 060								
SANTANDER CONSUMER USA HDG INC (SC)	7/10/14	995 000	19 380	19,283 00	19,511 95	228 95 ST		
	10/29/14	525 000	18 668	9,800 60	10,295 25	494 65 ST		
	Total	1,520 000		29,083 60	29,807 20	723 60 ST	—	—
Share Price \$19 610								
SCHLUMBERGER LTD (SLB)	6/10/10	105 000	58 131	6,103 73	8,968 05	2,864 32 LT		
	8/24/10	145 000	55 348	8,025 52	12 384 45	4,358 93 LT		
	11/8/11	180 000	76 466	13,763 92	15,373 80	1,609 88 LT		
	11/20/12	20 000	70 050	1,401 00	1,708 20	307 20 LT		
	4/30/13	100 000	74 333	7,433 34	8,541 00	1,107 66 LT		
	10/17/14	35 000	95 329	3,336 52	2,989 35	(347 17) ST		
	12/5/14	85 000	87 128	7,405 90	7,259 85	(146 05) ST		
	12/8/14	22 000	84 360	1,855 92	1,879 02	23 10 ST		
	12/8/14	173 000	84 360	14,594 31	14,775 93	181 62 ST		
	Total	865 000		63,920 16	73,879 65	10,247 99 LT (288 50) ST	1,384 00	1 87
Share Price \$85 410, Next Dividend Payable 01/09/15								

Account Detail

Select UMA Active Assets Account
719-119980-160THE SYLVIA & STANLEY SHIRVAN
FOUNDATION INC.

STOCKS

COMMON STOCKS (CONTINUED)

Security Description	Trade Date	Quantity	Unit Cost	Total Cost	Market Value	Unrealized Gain/(Loss)	Estimated Annual Income	Dividend Yield %
SEAGATE TECHNOLOGY PLC (STX)	11/20/12	135 000	26 546	3,583 77	8,977 50	5,393 73 LT		
	8/29/13	355 000	37 930	13,465 29	23,607 50	10,142 21 LT		
	Total	490 000		17,049 06	32,585 00	15,535 94 LT	1,058 00	3 24
Share Price \$66 500, Next Dividend Payable 02/20/15								
TARGET CORPORATION (TGT)	2/20/14	146 000	56 489	8,247 43	11,082 86	2,835 43 ST		
	2/20/14	18 000	56 489	1,016 81	1,366 38	349 57 ST		
	2/20/14	74 000	56 489	4,180 21	5 617 34	1,437 13 ST		
	2/20/14	102 000	56,489	5,761 91	7,742 82	1,980 91 ST		
	2/24/14	7 000	56 287	394 01	531 37	137 36 ST		
	2/24/14	93 000	56 287	5,234 68	7,059 63	1,824 95 ST		
	2/25/14	70 000	56 516	3 956 11	5,313 70	1,357 59 ST		
	5/21/14	75 000	56 563	4,242 23	5,693 25	1,451 02 ST		
	6/12/14	15 000	57 228	858 43	1,138 65	280 22 ST		
	Total	600 000		33,891 82	45,546 00	11,654 18 ST	1,248 00	2 74
Share Price \$75 910, Next Dividend Payable 03/20/15								
TEXAS INSTRUMENTS (TXN)	9/30/10	109 000	27 210	2,965 90	5,827 68	2,861 78 LT		
	4/5/12	148 000	32 537	4,815 52	7,912 81	3,097 29 LT		
	4/5/12	294 000	32 537	9,565 97	15,718 70	6,152 73 LT		
	Total	551 000		17,347 39	29,459 21	12,111 80 LT	749 00	2 54
Share Price \$53 465, Next Dividend Payable 02/20/15								
THERMO FISHER SCIENTIFIC (TMO)	6/3/09	61 000	39 186	2,390 35	7,642 69	5,252 34 LT		
	8/27/10	145 000	43 020	6,237 93	18,167 05	11,929 12 LT		
	11/5/10	109 000	52 672	5,741 25	13,656 61	7,915 36 LT		
	Total	315 000		14,369 53	39,466 35	25,096 82 LT	189 00	0 47
Share Price \$125 290, Next Dividend Payable 01/15/15								
TOWERS WATSON & CO CL A (TW)	5/13/14	44 000	108 867	4,790 14	4,979 48	189 34 ST		
	5/15/14	40 000	108 996	4,359 85	4,526 80	166 95 ST		
	6/3/14	44 000	110 699	4,870 75	4,979 48	108 73 ST		
	6/12/14	44 000	109 000	4,796 00	4,979 48	183 48 ST		
	7/2/14	58 000	105 748	6,133 37	6,563 86	430 49 ST		
	9/24/14	75 000	100 505	7,537 90	8,487 75	949 85 ST		
	Total	305 000		32,488 01	34,516 85	2,028 84 ST	183 00	0 53
Share Price \$113 170, Next Dividend Payable 01/15/15								
TOYOTA MOTOR CP ADR NEW (TM)	3/5/13	285 000	103 309	29,442 95	35,761 80	6,318 85 LT		
	6/4/13	50 000	118 598	5,929 68	6,274 00	344 12 LT		
	9/18/13	125 000	128 901	16,112 66	15,685 00	(427 66) LT		

Account Detail

Select UMA Active Assets Account
719-119980-160THE SYLVIA & STANLEY SHIRVAN
FOUNDATION INC.

STOCKS

COMMON STOCKS (CONTINUED)

Security Description	Trade Date	Quantity	Unit Cost	Total Cost	Market Value	Unrealized Gain/(Loss)	Estimated Annual Income	Dividend Yield %
	10/10/13	45 000	130 657	5,879 58	5,646 60	(232 98) LT		
	3/17/14	160 000	110 542	17,686 70	20,076 80	2,390 10 ST		
	10/24/14	65 000	114 495	7 442 16	8 156 20	714 04 ST		
	Total	730 000		82,493 93	91,600 40	6,002 33 LT 3,104 14 ST	2,108 00	2 30
Share Price \$125 480								
TRIBUNE MEDIA COMPANY CLASS A (TRCO)	2/26/14	232 000	74 266	17,229 66	13 866 64	(3,363 02) ST		
	3/10/14	103 000	78 365	8,071 61	6,156 31	(1,915 30) ST		
	10/16/14	195 000	60 473	11,792 20	11,655 15	(137 05) ST		
	Total	530 000		37,093 47	31,678 10	(5,415 37) ST	—	—
Share Price \$59 770								
TWENTY-FIRST CENTURY FOX CL A (FOXA)	7/18/14	290 000	32 948	9,554 78	11,137 44	1,582 66 ST		
	7/25/14	150 000	32 996	4,949 39	5,760 74	811 35 ST		
	9/8/14	95 000	36 009	3,420 88	3,648 47	227 59 ST		
	10/9/14	160 000	33 564	5,370 30	6 144 79	774 49 ST		
	Total	695 000		23,295 35	26,691 47	3,396 09 ST	174 00	0 65
Share Price \$38 405, Next Dividend Payable 04/2015								
TWO HARBORS INVT CORP COM (TWO)	8/25/14	1,835 000	10 591	19,434 67	18,386 70	(1,047 97) ST	1,908 00	10 37
Share Price \$10 020, Next Dividend Payable 01/20/15								
UNITED PARCEL SERVICE INC CL-B (UPS)	3/16/11	168 000	70 978	11,924 27	18,676 56	6,752 29 LT		
	3/30/11	83 000	74 703	6,200 32	9,227 11	3 026 79 LT		
	5/17/11	92 000	73 348	6,747 99	10,227 64	3,479 65 LT		
	Total	343 000		24,872 58	38,131 31	13,258 73 LT	919 00	2 41
Share Price \$111 170, Next Dividend Payable 03/2015								
UNITEDHEALTH GP INC (UNH)	8/30/12	225 000	54 594	12,283 74	22,745 25	10,461 51 LT		
	4/18/13	20 000	59 782	1,195 64	2 021 80	826 16 LT		
	4/18/13	155 000	59 782	9,266 21	15,668 95	6,402 74 LT		
	10/21/13	95 000	68 362	6,494 41	9,603 55	3,109 14 LT		
	Total	495 000		29,240 00	50,039 55	20,799 55 LT	743 00	1 48
Share Price \$101 090, Next Dividend Payable 03/2015								
VERIZON COMMUNICATIONS (VZ)	3/27/14	580 000	47 437	27,513 29	27,132 40	(380 89) ST		
	5/13/14	290 000	47 703	13,833 93	13,566 20	(267 73) ST		
	Total	870 000		41,347 22	40,698 60	(648 62) ST	1,914 00	4 70
Share Price \$46 780, Next Dividend Payable 02/2015								
VIACOM INC NEW CLASS B (VIAB)	8/29/14	385 000	80 949	31,165 21	28,971 25	(2,193 96) ST		
	10/22/14	65 000	72 064	4,684 18	4,891 25	207 07 ST		

Morgan Stanley

CLIENT STATEMENT | For the Period December 1-31, 2014

Page 146 of 158

Account Detail

Select UMA Active Assets Account
719-119980-160

THE SYLVIA & STANLEY SHIRVAN
FOUNDATION INC.

STOCKS

COMMON STOCKS (CONTINUED)

Security Description	Trade Date	Quantity	Unit Cost	Total Cost	Market Value	Unrealized Gain/(Loss)	Estimated Annual Income	Dividend Yield %
Total		450 000		35,849 39	33,862 50	(1,986 89) ST	594 00	1 75
<i>Share Price \$75 250, Next Dividend Payable 01/02/15</i>								
VISA INC CL A (V)	6/10/10	10 000	76 297	762 97	2,622 00	1,859 03 LT		
	10/4/10	35 000	73 686	2,579 00	9,177 00	6,598 00 LT		
	2/10/11	204 000	74 890	15,277 62	53,488 80	38,211 18 LT		
Total		249 000		18,619 59	65,287 80	46,668 21 LT	478 00	0 73
<i>Share Price \$262 200, Next Dividend Payable 03/2015</i>								
W W GRAINGER INC (GWW)	12/12/13	48 000	251 995	12,095 78	12,234 72	138 94 LT		
	12/12/13	13 000	251 995	3,275 94	3,313 57	37 63 LT		
	12/16/13	9 000	252 549	2,272 94	2,294 01	21 07 LT		
	12/18/13	18 000	251 877	4,533 78	4,588 02	54 24 LT		
	1/10/14	16 000	264 971	4,239 54	4,078 24	(161 30) ST		
	1/24/14	24 000	249 412	5,985 89	6,117 36	131 47 ST		
	6/11/14	14 000	268 948	3,765 27	3,568 46	(196 81) ST		
	10/16/14	8 000	232 986	1,863 89	2,039 12	175 23 ST		
Total		150 000		38,033 03	38,233 50	251 88 LT (51 41) ST	648 00	1 69
<i>Share Price \$254 890, Next Dividend Payable 03/2015</i>								
WALT DISNEY CO HLDG CO (DIS)	1/25/02	314 000	21 477	6,743 91	29,575 66	22,831 75 LT		
	1/4/08	46 000	31 353	1,442 22	4,332 74	2,890 52 LT		
	1/30/08	200 000	29 400	5,880 00	18 838 00	12,958 00 LT		
Total		560 000		14,066 13	52,746 40	38,680 27 LT	644 00	1 22
<i>Share Price \$94 190, Next Dividend Payable 01/08/15</i>								
WELLS FARGO & CO NEW (WFC)	11/10/09	95 000	28 198	2,678 81	5,207 90	2,529 09 LT		
	8/31/10	115 000	23 485	2,700 78	6,304 30	3,603 52 LT		
	12/21/10	125 000	30 696	3,837 05	6,852 50	3,015 45 LT		
	4/15/11	247 000	30 305	7,485 36	13,540 54	6,055 18 LT		
	5/4/12	128 000	32 810	4,199 67	7,016 96	2,817 29 LT		
	11/19/13	45 000	43 638	1,963 72	2,466 90	503 18 LT		
	1/2/14	100 000	45 129	4,512 90	5 482 00	969 10 ST		
Total		855 000		27,378 29	46,871 10	18,523 71 LT 969 10 ST	1,197 00	2 55
<i>Share Price \$54 820, Next Dividend Payable 03/2015</i>								
WESTERN DIGITAL CORPORATION (WDC)	12/13/12	174 000	38 114	6,631 80	19,261 80	12,630 00 LT	278 00	1 44
<i>Share Price \$110 700, Next Dividend Payable 01/15/15</i>								

Security Mark
at Right

Account Detail

Select UMA Active Assets Account
719-119980-160THE SYLVIA & STANLEY SHIRVAN
FOUNDATION INC.

STOCKS

COMMON STOCKS (CONTINUED)

Security Description	Trade Date	Quantity	Unit Cost	Total Cost	Market Value	Unrealized Gain/(Loss)	Estimated Annual Income	Dividend Yield %
XILINX INC (XLNX)	6/5/12	335 000	31 772	10,643 69	14,502 15	3,858 46 LT		
	9/14/12	110 000	35 531	3,908 37	4,761 90	853 53 LT		
	7/23/14	155 000	41 145	6,377 41	6,709 95	332 54 ST		
	Total	600 000		20,929 47	25,974 00	4 711 99 LT 332.54 ST	696 00	2 67
Share Price \$43 290, Next Dividend Payable 02/2015								
YUM BRANDS INC (YUM)	12/21/12	164 000	63 774	10,458 90	11,947 40	1,488 50 LT		
	2/7/13	66 000	63 738	4,206 69	4,808 10	601 41 LT		
	3/13/13	30 000	69 239	2,077 18	2,185 50	108 32 LT		
	6/21/13	50 000	69 658	3,482 89	3,642 50	159 61 LT		
	10/9/13	35 000	65 563	2 294 71	2,549 75	255 04 LT		
	2/25/14	30 000	73 738	2,212 15	2,185 50	(26 65) ST		
	2/27/14	65 000	73 823	4,798 48	4,735 25	(63 23) ST		
	Total	440 000		29,531 00	32,054 00	2,612 88 LT (89 88) ST	722 00	2 25
Share Price \$72 850, Next Dividend Payable 02/2015								
ZOETIS INC CLASS-A (ZTS)	8/28/13	141 000	29 499	4,159 40	6,067 23	1,907 83 LT		
	9/6/13	125 000	30 641	3,830 16	5,378 75	1,548 59 LT		
	10/30/13	130 000	32 362	4,207 03	5,593 90	1,386 87 LT		
	2/11/14	110 000	29 079	3,198 67	4,733 30	1,534 63 ST		
	2/25/14	145 000	30 215	4,381 13	6 239 35	1,658 22 ST		
	Total	651 000		19,776 39	28,012 53	4,843 29 LT 3,392 85 ST	216 00	0 77
Share Price \$43 030, Next Dividend Payable 03/2015								
		Percentage of Assets %	Total Cost		Market Value	Unrealized Gain/(Loss)	Estimated Annual Income	Yield %
STOCKS		97.9%	\$2,668,174.42		\$3,813,714.68	\$1,062,298 75 LT \$83,241.44 ST	\$63,933.00 \$0 00	1 68%