



See a Social Security Number? Say Something!
Report Privacy Problems to <https://public.resource.org/privacy>
Or call the IRS Identity Theft Hotline at 1-800-908-4490



Return of Private Foundation

2014

Department of the Treasury
Internal Revenue Service

or Section 4947(a)(1) Trust Treated as Private Foundation
Do not enter social security numbers on this form as it may be made public.

Information about Form 990-PF and its separate instructions is at www.irs.gov/form990pf

Open to Public Inspection

For calendar year 2014 or tax year beginning , 2014, and ending , 20

Name of foundation **JOAN C EDWARDS CHARITABLE FOUNDATION C/O NEW YORK PRIVATE TRUST COMPANY**

Number and street (or P O box number if mail is not delivered to street address) **200 BELLEVUE PARKWAY, SUITE 150**

City or town, state or province, country, and ZIP or foreign postal code **WILMINGTON, DE 19809**

Room/suite

A Employer identification number
20-8374445

B Telephone number (see instructions)
302-798-3073

C If exemption application is pending, check here

D 1 Foreign organizations, check here
2 Foreign organizations meeting the 85% test, check here and attach computation

E If private foundation status was terminated under section 507(b)(1)(A), check here

F If the foundation is in a 60-month termination under section 507(b)(1)(B), check here

G Check all that apply:

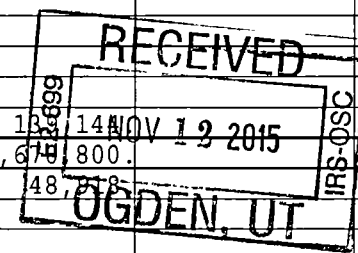
<input type="checkbox"/> Initial return	<input type="checkbox"/> Initial return of a former public charity
<input type="checkbox"/> Final return	<input type="checkbox"/> Amended return
<input type="checkbox"/> Address change	<input type="checkbox"/> Name change

H Check type of organization: Section 501(c)(3) exempt private foundation
 Section 4947(a)(1) nonexempt charitable trust Other taxable private foundation

I Fair market value of all assets at end of year (from Part II, col. (c), line 16) **\$ 36,199,517.**

J Accounting method Cash Accrual
 Other (specify) _____
(Part I, column (d) must be on cash basis)

Part I Analysis of Revenue and Expenses (The total of amounts in columns (b), (c), and (d) may not necessarily equal the amounts in column (a) (see instructions).)		(a) Revenue and expenses per books	(b) Net investment income	(c) Adjusted net income	(d) Disbursements for charitable purposes (cash basis only)
1	Contributions, gifts, grants, etc., received (attach schedule)				
2	Check <input type="checkbox"/> if the foundation is not required to attach Sch B				
3	Interest on savings and temporary cash investments				
4	Dividends and interest from securities	958,020.	935,561.		STMT 1
5a	Gross rents				
b	Net rental income or (loss)				
6a	Net gain or (loss) from sale of assets not on line 10	3,596,095.			
b	Gross sales price for all assets on line 6a	20,508,506.			
7	Capital gain net income (from Part IV, line 2)		3,596,095.		
8	Net short-term capital gain				
9	Income modifications				
10a	Gross sales less returns and allowances				
b	Less: Cost of goods sold				
c	Gross profit or (loss) (attach schedule)				
11	Other income (attach schedule)	379,404.	13,148.		STMT 2
12	Total. Add lines 1 through 11	4,933,519.	4,678,800.		
13	Compensation of officers, directors, trustees, etc.	73,377.	48,218.		24,459.
14	Other employee salaries and wages	113,397.			113,397.
15	Pension plans, employee benefits				
16a	Legal fees (attach schedule)				
b	Accounting fees (attach schedule)				
c	Other professional fees (attach schedule)	514,856.	514,856.		
17	Interest				
18	Taxes (attach schedule) (see instructions)	13,476.	7,657.		
19	Depreciation (attach schedule) and depletion				
20	Occupancy				
21	Travel, conferences, and meetings				
22	Printing and publications				
23	Other expenses (attach schedule)	6,331.			6,331.
24	Total operating and administrative expenses. Add lines 13 through 23.	721,437.	571,431.		144,187.
25	Contributions, gifts, grants paid	1,620,501.			1,620,501.
26	Total expenses and disbursements. Add lines 24 and 25	2,341,938.	571,431.		1,764,688.
27	Subtract line 26 from line 12.				
a	Excess of revenue over expenses and disbursements	2,591,581.			
b	Net investment income (if negative, enter -0-)		4,099,369.		
c	Adjusted net income (if negative, enter -0-)				



SCANNED NOV 15 2015 Operating and Administrative Expenses

3915
14

Part II Balance Sheets		Attached schedules and amounts in the description column should be for end-of-year amounts only (See instructions)			
		Beginning of year (a) Book Value	End of year (b) Book Value (c) Fair Market Value		
Assets	1	Cash - non-interest-bearing	353,278.		
	2	Savings and temporary cash investments	858,035.	1,891,625.	1,891,625.
	3	Accounts receivable ▶ Less allowance for doubtful accounts ▶			
	4	Pledges receivable ▶ Less allowance for doubtful accounts ▶			
	5	Grants receivable			
	6	Receivables due from officers, directors, trustees, and other disqualified persons (attach schedule) (see instructions)			
	7	Other notes and loans receivable (attach schedule) ▶ Less allowance for doubtful accounts ▶			
	8	Inventories for sale or use			
	9	Prepaid expenses and deferred charges			
	10a	Investments - U S and state government obligations (attach schedule)	1,682,537.		
	b	Investments - corporate stock (attach schedule) . STMT 6	17,951,346.	22,828,129.	28,585,537.
	c	Investments - corporate bonds (attach schedule)	5,813,427.		
	11	Investments - land, buildings, and equipment basis Less accumulated depreciation ▶ (attach schedule)			
	12	Investments - mortgage loans			
	13	Investments - other (attach schedule) STMT 7	2,916,599.	5,045,537.	5,722,355.
	14	Land, buildings, and equipment basis Less accumulated depreciation ▶ (attach schedule)			
15	Other assets (describe ▶)				
16	Total assets (to be completed by all filers - see the instructions. Also, see page 1, item I)	29,575,222.	29,765,291.	36,199,517.	
Liabilities	17	Accounts payable and accrued expenses			
	18	Grants payable			
	19	Deferred revenue			
	20	Loans from officers, directors, trustees, and other disqualified persons			
	21	Mortgages and other notes payable (attach schedule)			
	22	Other liabilities (describe ▶)			
23	Total liabilities (add lines 17 through 22)			NONE	
Net Assets or Fund Balances	Foundations that follow SFAS 117, check here ▶ <input type="checkbox"/> and complete lines 24 through 26 and lines 30 and 31.				
	24	Unrestricted			
	25	Temporarily restricted			
	26	Permanently restricted			
	Foundations that do not follow SFAS 117, . . . ▶ <input checked="" type="checkbox"/> check here and complete lines 27 through 31.				
	27	Capital stock, trust principal, or current funds	29,575,222.	29,765,291.	
	28	Paid-in or capital surplus, or land, bldg, and equipment fund			
29	Retained earnings, accumulated income, endowment, or other funds				
30	Total net assets or fund balances (see instructions)	29,575,222.	29,765,291.		
31	Total liabilities and net assets/fund balances (see instructions)	29,575,222.	29,765,291.		

Part III Analysis of Changes in Net Assets or Fund Balances

1	Total net assets or fund balances at beginning of year - Part II, column (a), line 30 (must agree with end-of-year figure reported on prior year's return)	1	29,575,222.
2	Enter amount from Part I, line 27a	2	2,591,581.
3	Other increases not included in line 2 (itemize) ▶ RETURN OF CAPITAL	3	8,452.
4	Add lines 1, 2, and 3	4	32,175,255.
5	Decreases not included in line 2 (itemize) ▶ BOOK VALUE ADJUSTMENT	5	2,409,964.
6	Total net assets or fund balances at end of year (line 4 minus line 5) - Part II, column (b), line 30	6	29,765,291.

Part IV Capital Gains and Losses for Tax on Investment Income

(a) List and describe the kind(s) of property sold (e.g., real estate, 2-story brick warehouse, or common stock, 200 shs MLC Co)				(b) How acquired P - Purchase D - Donation	(c) Date acquired (mo., day, yr.)	(d) Date sold (mo., day, yr.)
1a PUBLICLY TRADED SECURITIES						
b						
c						
d						
e						
(e) Gross sales price	(f) Depreciation allowed (or allowable)	(g) Cost or other basis plus expense of sale	(h) Gain or (loss) (e) plus (f) minus (g)			
a 20,508,506.		16,912,411.	3,596,095.			
b						
c						
d						
e						
Complete only for assets showing gain in column (h) and owned by the foundation on 12/31/69			(i) Gains (Col (h) gain minus col. (k), but not less than -0-) or Losses (from col (h))			
(i) F.M.V. as of 12/31/69	(j) Adjusted basis as of 12/31/69	(k) Excess of col. (i) over col. (j), if any				
a			3,596,095.			
b						
c						
d						
e						
2 Capital gain net income or (net capital loss) } { If gain, also enter in Part I, line 7 If (loss), enter -0- in Part I, line 7				2	3,596,095.	
3 Net short-term capital gain or (loss) as defined in sections 1222(5) and (6) If gain, also enter in Part I, line 8, column (c) (see instructions) If (loss), enter -0- in Part I, line 8				3		

Part V Qualification Under Section 4940(e) for Reduced Tax on Net Investment Income

(For optional use by domestic private foundations subject to the section 4940(a) tax on net investment income)

If section 4940(d)(2) applies, leave this part blank.

Was the foundation liable for the section 4942 tax on the distributable amount of any year in the base period? Yes No
If "Yes," the foundation does not qualify under section 4940(e). Do not complete this part.

1 Enter the appropriate amount in each column for each year; see the instructions before making any entries

(a) Base period years Calendar year (or tax year beginning in)	(b) Adjusted qualifying distributions	(c) Net value of noncharitable-use assets	(d) Distribution ratio (col (b) divided by col (c))
2013	1,595,394.	35,338,511.	0.045146
2012	1,549,686.	33,024,995.	0.046925
2011	1,545,791.	31,796,716.	0.048615
2010	1,483,108.	30,718,157.	0.048281
2009	1,402,631.	29,130,077.	0.048151
2 Total of line 1, column (d)			2 0.237118
3 Average distribution ratio for the 5-year base period - divide the total on line 2 by 5, or by the number of years the foundation has been in existence if less than 5 years			3 0.047424
4 Enter the net value of noncharitable-use assets for 2014 from Part X, line 5			4 36,220,560.
5 Multiply line 4 by line 3			5 1,717,724.
6 Enter 1% of net investment income (1% of Part I, line 27b)			6 40,994.
7 Add lines 5 and 6			7 1,758,718.
8 Enter qualifying distributions from Part XII, line 4 If line 8 is equal to or greater than line 7, check the box in Part VI, line 1b, and complete that part using a 1% tax rate. See the Part VI instructions			8 1,764,688.

Part VI Excise Tax Based on Investment Income (Section 4940(a), 4940(b), 4940(e), or 4948 - see instructions)

Table with 11 rows for excise tax calculations. Includes sub-rows 6a-6d for credits and payments. Total amount overpaid is 8,863.

Part VII-A Statements Regarding Activities

Table with 11 rows for activity statements. Includes questions about political campaigns, expenditures, and state registration. Marked with 'X' for 'Yes' or 'No'.

Part VII-A Statements Regarding Activities (continued)

11 At any time during the year, did the foundation, directly or indirectly, own a controlled entity within the meaning of section 512(b)(13)? If "Yes," attach schedule (see instructions) **11** Yes No

12 Did the foundation make a distribution to a donor advised fund over which the foundation or a disqualified person had advisory privileges? If "Yes," attach statement (see instructions) **12** Yes No

13 Did the foundation comply with the public inspection requirements for its annual returns and exemption application? **13** Yes No

Website address N/A

14 The books are in care of SEE STATEMENT 8 Telephone no. _____
 Located at _____ ZIP+4 _____

15 Section 4947(a)(1) nonexempt charitable trusts filing Form 990-PF in lieu of Form 1041 - Check here and enter the amount of tax-exempt interest received or accrued during the year **15** _____

16 At any time during calendar year 2014, did the foundation have an interest in or a signature or other authority over a bank, securities, or other financial account in a foreign country? **16** Yes No
 See the instructions for exceptions and filing requirements for FinCEN Form 114, (formerly TD F 90-22 1) If "Yes," enter the name of the foreign country _____

Part VII-B Statements Regarding Activities for Which Form 4720 May Be Required

File Form 4720 if any item is checked in the "Yes" column, unless an exception applies.

1a During the year did the foundation (either directly or indirectly).

(1) Engage in the sale or exchange, or leasing of property with a disqualified person? Yes No

(2) Borrow money from, lend money to, or otherwise extend credit to (or accept it from) a disqualified person? Yes No

(3) Furnish goods, services, or facilities to (or accept them from) a disqualified person? Yes No

(4) Pay compensation to, or pay or reimburse the expenses of, a disqualified person? Yes No

(5) Transfer any income or assets to a disqualified person (or make any of either available for the benefit or use of a disqualified person)? Yes No

(6) Agree to pay money or property to a government official? (Exception. Check "No" if the foundation agreed to make a grant to or to employ the official for a period after termination of government service, if terminating within 90 days) Yes No

b If any answer is "Yes" to 1a(1)-(6), did any of the acts fail to qualify under the exceptions described in Regulations section 53.4941(d)-3 or in a current notice regarding disaster assistance (see instructions)? **1b** Yes No
 Organizations relying on a current notice regarding disaster assistance check here

c Did the foundation engage in a prior year in any of the acts described in 1a, other than excepted acts, that were not corrected before the first day of the tax year beginning in 2014? **1c** Yes No

2 Taxes on failure to distribute income (section 4942) (does not apply for years the foundation was a private operating foundation defined in section 4942(j)(3) or 4942(j)(5)).

a At the end of tax year 2014, did the foundation have any undistributed income (lines 6d and 6e, Part XIII) for tax year(s) beginning before 2014? Yes No
 If "Yes," list the years _____

b Are there any years listed in 2a for which the foundation is not applying the provisions of section 4942(a)(2) (relating to incorrect valuation of assets) to the year's undistributed income? (If applying section 4942(a)(2) to all years listed, answer "No" and attach statement - see instructions) **2b** Yes No

c If the provisions of section 4942(a)(2) are being applied to any of the years listed in 2a, list the years here. _____

3a Did the foundation hold more than a 2% direct or indirect interest in any business enterprise at any time during the year? Yes No

b If "Yes," did it have excess business holdings in 2014 as a result of (1) any purchase by the foundation or disqualified persons after May 26, 1969, (2) the lapse of the 5-year period (or longer period approved by the Commissioner under section 4943(c)(7)) to dispose of holdings acquired by gift or bequest, or (3) the lapse of the 10-, 15-, or 20-year first phase holding period? (Use Schedule C, Form 4720, to determine if the foundation had excess business holdings in 2014) **3b** Yes No

4a Did the foundation invest during the year any amount in a manner that would jeopardize its charitable purposes? **4a** Yes No

b Did the foundation make any investment in a prior year (but after December 31, 1969) that could jeopardize its charitable purpose that had not been removed from jeopardy before the first day of the tax year beginning in 2014? **4b** Yes No

Part VII-B Statements Regarding Activities for Which Form 4720 May Be Required (continued)

5a During the year did the foundation pay or incur any amount to:

(1) Carry on propaganda, or otherwise attempt to influence legislation (section 4945(e))? Yes No

(2) Influence the outcome of any specific public election (see section 4955), or to carry on, directly or indirectly, any voter registration drive? Yes No

(3) Provide a grant to an individual for travel, study, or other similar purposes? Yes No

(4) Provide a grant to an organization other than a charitable, etc., organization described in section 4945(d)(4)(A)? (see instructions). Yes No

(5) Provide for any purpose other than religious, charitable, scientific, literary, or educational purposes, or for the prevention of cruelty to children or animals? Yes No

b If any answer is "Yes" to 5a(1)-(5), did any of the transactions fail to qualify under the exceptions described in Regulations section 53.4945 or in a current notice regarding disaster assistance (see instructions)? Yes No

Organizations relying on a current notice regarding disaster assistance check here

c If the answer is "Yes" to question 5a(4), does the foundation claim exemption from the tax because it maintained expenditure responsibility for the grant? Yes No

If "Yes," attach the statement required by Regulations section 53.4945-5(d)

6a Did the foundation, during the year, receive any funds, directly or indirectly, to pay premiums on a personal benefit contract? Yes No

b Did the foundation, during the year, pay premiums, directly or indirectly, on a personal benefit contract? Yes No

If "Yes" to 6b, file Form 8870

7a At any time during the tax year, was the foundation a party to a prohibited tax shelter transaction? Yes No

b If "Yes," did the foundation receive any proceeds or have any net income attributable to the transaction? Yes No

Part VIII Information About Officers, Directors, Trustees, Foundation Managers, Highly Paid Employees, and Contractors

1 List all officers, directors, trustees, foundation managers and their compensation (see instructions).

(a) Name and address	(b) Title, and average hours per week devoted to position	(c) Compensation (if not paid, enter -0-)	(d) Contributions to employee benefit plans and deferred compensation	(e) Expense account, other allowances
NY PRIVATE TRUST COMPANY 200 BELLEVUE PARKWAY-STE 150, WILMINGTON, DE 19809	TRUSTEE-PART-TIM 30	73,377.	-0-	-0-
THOMAS M MCDONALD 59 WEST ST CLAIR AVE, CLEVELAND, OH 44113	DIRECTOR-PART-TI 1	-0-	-0-	-0-
MARSHALL T REYNOLDS 1130 THIRTEENTH AVE, HUNTINGTON, WV 25701	DIRECTOR-PART-TI 1	-0-	-0-	-0-
DR CHARLES H MCKOWN, JR 1600 MEDICAL CENTER DR, RM 3048, HUNTINGTON, WV 25701	DIRECTOR-PART-TI 1	-0-	-0-	-0-

2 Compensation of five highest-paid employees (other than those included on line 1 - see instructions). If none, enter "NONE."

(a) Name and address of each employee paid more than \$50,000	(b) Title, and average hours per week devoted to position	(c) Compensation	(d) Contributions to employee benefit plans and deferred compensation	(e) Expense account, other allowances
NONE		NONE	NONE	NONE

Total number of other employees paid over \$50,000 NONE

Part VIII Information About Officers, Directors, Trustees, Foundation Managers, Highly Paid Employees, and Contractors (continued)

3 Five highest-paid independent contractors for professional services (see instructions). If none, enter "NONE."

(a) Name and address of each person paid more than \$50,000	(b) Type of service	(c) Compensation
NONE		NONE

Total number of others receiving over \$50,000 for professional services **NONE**

Part IX-A Summary of Direct Charitable Activities

List the foundation's four largest direct charitable activities during the tax year. Include relevant statistical information such as the number of organizations and other beneficiaries served, conferences convened, research papers produced, etc	Expenses
1 NONE	
2	
3	
4	

Part IX-B Summary of Program-Related Investments (see instructions)

Describe the two largest program-related investments made by the foundation during the tax year on lines 1 and 2	Amount
1 NONE	
2	
All other program-related investments. See instructions	
3 NONE	
Total. Add lines 1 through 3	

Part X Minimum Investment Return (All domestic foundations must complete this part. Foreign foundations, see instructions.)

1	Fair market value of assets not used (or held for use) directly in carrying out charitable, etc., purposes.		
a	Average monthly fair market value of securities	1a	36,772,142.
b	Average of monthly cash balances	1b	NONE
c	Fair market value of all other assets (see instructions).	1c	NONE
d	Total (add lines 1a, b, and c)	1d	36,772,142.
e	Reduction claimed for blockage or other factors reported on lines 1a and 1c (attach detailed explanation)	1e	
2	Acquisition indebtedness applicable to line 1 assets	2	NONE
3	Subtract line 2 from line 1d	3	36,772,142.
4	Cash deemed held for charitable activities. Enter 1 1/2% of line 3 (for greater amount, see instructions).	4	551,582.
5	Net value of noncharitable-use assets. Subtract line 4 from line 3. Enter here and on Part V, line 4	5	36,220,560.
6	Minimum investment return. Enter 5% of line 5	6	1,811,028.

Part XI Distributable Amount (see instructions) (Section 4942(j)(3) and (j)(5) private operating foundations and certain foreign organizations check here and do not complete this part)

1	Minimum investment return from Part X, line 6	1	1,811,028.
2a	Tax on investment income for 2014 from Part VI, line 5	2a	40,994.
b	Income tax for 2014. (This does not include the tax from Part VI)	2b	
c	Add lines 2a and 2b	2c	40,994.
3	Distributable amount before adjustments. Subtract line 2c from line 1	3	1,770,034.
4	Recoveries of amounts treated as qualifying distributions	4	NONE
5	Add lines 3 and 4	5	1,770,034.
6	Deduction from distributable amount (see instructions).	6	NONE
7	Distributable amount as adjusted. Subtract line 6 from line 5. Enter here and on Part XIII, line 1	7	1,770,034.

Part XII Qualifying Distributions (see instructions)

1	Amounts paid (including administrative expenses) to accomplish charitable, etc., purposes:		
a	Expenses, contributions, gifts, etc. - total from Part I, column (d), line 26	1a	1,764,688.
b	Program-related investments - total from Part IX-B	1b	
2	Amounts paid to acquire assets used (or held for use) directly in carrying out charitable, etc., purposes	2	NONE
3	Amounts set aside for specific charitable projects that satisfy the:		
a	Suitability test (prior IRS approval required)	3a	NONE
b	Cash distribution test (attach the required schedule)	3b	NONE
4	Qualifying distributions. Add lines 1a through 3b. Enter here and on Part V, line 8, and Part XIII, line 4	4	1,764,688.
5	Foundations that qualify under section 4940(e) for the reduced rate of tax on net investment income. Enter 1% of Part I, line 27b (see instructions)	5	40,994.
6	Adjusted qualifying distributions. Subtract line 5 from line 4	6	1,723,694.

Note. The amount on line 6 will be used in Part V, column (b), in subsequent years when calculating whether the foundation qualifies for the section 4940(e) reduction of tax in those years

Part XIII Undistributed Income (see instructions)

	(a) Corpus	(b) Years prior to 2013	(c) 2013	(d) 2014
1 Distributable amount for 2014 from Part XI, line 7				1,770,034.
2 Undistributed income, if any, as of the end of 2014				
a Enter amount for 2013 only			1,620,501.	
b Total for prior years: 20 <u>12</u> , 20 <u> </u> , 20 <u> </u>		NONE		
3 Excess distributions carryover, if any, to 2014.				
a From 2009	NONE			
b From 2010	NONE			
c From 2011	NONE			
d From 2012	NONE			
e From 2013	NONE			
f Total of lines 3a through e	NONE			
4 Qualifying distributions for 2014 from Part XII, line 4 ▶ \$ <u>1,764,688.</u>				
a Applied to 2013, but not more than line 2a			1,620,501.	
b Applied to undistributed income of prior years (Election required - see instructions)		NONE		
c Treated as distributions out of corpus (Election required - see instructions)	NONE			
d Applied to 2014 distributable amount				144,187.
e Remaining amount distributed out of corpus	NONE			
5 Excess distributions carryover applied to 2014 . (If an amount appears in column (d), the same amount must be shown in column (a))	NONE			NONE
6 Enter the net total of each column as indicated below:				
a Corpus. Add lines 3f, 4c, and 4e Subtract line 5	NONE			
b Prior years' undistributed income. Subtract line 4b from line 2b		NONE		
c Enter the amount of prior years' undistributed income for which a notice of deficiency has been issued, or on which the section 4942(a) tax has been previously assessed		NONE		
d Subtract line 6c from line 6b. Taxable amount - see instructions		NONE		
e Undistributed income for 2013. Subtract line 4a from line 2a Taxable amount - see instructions				
f Undistributed income for 2014 Subtract lines 4d and 5 from line 1. This amount must be distributed in 2015				1,625,847.
7 Amounts treated as distributions out of corpus to satisfy requirements imposed by section 170(b)(1)(F) or 4942(g)(3) (Election may be required - see instructions)	NONE			
8 Excess distributions carryover from 2009 not applied on line 5 or line 7 (see instructions)	NONE			
9 Excess distributions carryover to 2015. Subtract lines 7 and 8 from line 6a	NONE			
10 Analysis of line 9.				
a Excess from 2010	NONE			
b Excess from 2011	NONE			
c Excess from 2012	NONE			
d Excess from 2013	NONE			
e Excess from 2014	NONE			

Part XIV Private Operating Foundations (see instructions and Part VII-A, question 9) NOT APPLICABLE

1a If the foundation has received a ruling or determination letter that it is a private operating foundation, and the ruling is effective for 2014, enter the date of the ruling ▶

b Check box to indicate whether the foundation is a private operating foundation described in section 4942(j)(3) or 4942(j)(5)

	Tax year		Prior 3 years		(e) Total
	(a) 2014	(b) 2013	(c) 2012	(d) 2011	
2a Enter the lesser of the adjusted net income from Part I or the minimum investment return from Part X for each year listed					
b 85% of line 2a					
c Qualifying distributions from Part XII, line 4 for each year listed					
d Amounts included in line 2c not used directly for active conduct of exempt activities					
e Qualifying distributions made directly for active conduct of exempt activities Subtract line 2d from line 2c					
3 Complete 3a, b, or c for the alternative test relied upon					
a "Assets" alternative test - enter					
(1) Value of all assets					
(2) Value of assets qualifying under section 4942(j)(3)(B)(i)					
b "Endowment" alternative test - enter 2/3 of minimum investment return shown in Part X, line 6 for each year listed					
c "Support" alternative test - enter					
(1) Total support other than gross investment income (interest, dividends, rents, payments on securities loans (section 512(a)(5)), or royalties)					
(2) Support from general public and 5 or more exempt organizations as provided in section 4942(j)(3)(B)(iii)					
(3) Largest amount of support from an exempt organization					
(4) Gross investment income					

Part XV Supplementary Information (Complete this part only if the foundation had \$5,000 or more in assets at any time during the year - see instructions.)

1 Information Regarding Foundation Managers:

a List any managers of the foundation who have contributed more than 2% of the total contributions received by the foundation before the close of any tax year (but only if they have contributed more than \$5,000). (See section 507(d)(2))

NONE

b List any managers of the foundation who own 10% or more of the stock of a corporation (or an equally large portion of the ownership of a partnership or other entity) of which the foundation has a 10% or greater interest

NONE

2 Information Regarding Contribution, Grant, Gift, Loan, Scholarship, etc., Programs:

Check here if the foundation only makes contributions to preselected charitable organizations and does not accept unsolicited requests for funds. If the foundation makes gifts, grants, etc. (see instructions) to individuals or organizations under other conditions, complete items 2a, b, c, and d.

a The name, address, and telephone number or e-mail address of the person to whom applications should be addressed:

b The form in which applications should be submitted and information and materials they should include

c Any submission deadlines

d Any restrictions or limitations on awards, such as by geographical areas, charitable fields, kinds of institutions, or other factors:

Part XV Supplementary Information (continued)

3 Grants and Contributions Paid During the Year or Approved for Future Payment

Recipient Name and address (home or business)	If recipient is an individual, show any relationship to any foundation manager or substantial contributor	Foundation status of recipient	Purpose of grant or contribution	Amount
a Paid during the year				
CASE WESTERN RESERVE UNIVERSITY 10900 EUCLID AVENUE CLEVELAND OH 44106	NONE	PC	TO FUND EDWARDS SCHOLARS ENDOWMENT	405,125.
MARSHALL UNIVERSITY SCHOOL OF MEDICINE 1600 MEDICAL CENTER DRIVE HUNTINGTON WV 2570	NONE	PC	ENDOWMENT FOR J C EDWARDS SCHOOL OF MEDICINE	1,215,376.
Total				▶ 3a 1,620,501.
b Approved for future payment				
Total				▶ 3b

JOAN C EDWARDS CHARITABLE FOUNDATION C/O NEW

20-8374445

FORM 990PF, PART I - DIVIDENDS AND INTEREST FROM SECURITIES
=====

DESCRIPTION -----	REVENUE AND EXPENSES PER BOOKS -----	NET INVESTMENT INCOME -----
BAXTER INTL INC	1,152.	1,152.
EXELIS INC	609.	609.
ISHARES BARCLAYS MBS BOND ETF	453.	453.
FEDERATED AUTO CASH MGMT-IS	14.	14.
PEPSICO INC	795.	795.
VODAFONE GROUP SPONS ADR	1,996.	1,996.
WAL MART STORES INC	423.	423.
FIRST CLEARING, LLC	952,578.	930,119.
	-----	-----
TOTAL	958,020.	935,561.
	=====	=====

JOAN C EDWARDS CHARITABLE FOUNDATION C/O NEW

20-8374445

FORM 990PF, PART I - OTHER INCOME
=====

DESCRIPTION -----	REVENUE AND EXPENSES PER BOOKS -----	NET INVESTMENT INCOME -----
METHOD ADVISORS 2009, L.P.	74,159.	53,622.
MCDONALD USAF, L.P.	273,564.	61,116.
LAS VEGAS RV RESORTS, LLC	11,000.	-1,634.
CLEVELAND CAPITAL, L.P.		13,143.
MCDONALD HEALTHSPOT, LLC		7,263.
ELIZABETH PARK CAPITAL, L.P.		5,634.
IDR CURRENT INCOME RE STRATEGY 2010, LP	20,681.	
	-----	-----
TOTALS	379,404.	139,144.
	=====	=====

JOAN C EDWARDS CHARITABLE FOUNDATION C/O NEW

20-8374445

FORM 990PF, PART I - OTHER PROFESSIONAL FEES
=====

DESCRIPTION -----	REVENUE AND EXPENSES PER BOOKS -----	NET INVESTMENT INCOME -----
INVESTMENT MGMT FEES-SUBJECT T	514,856.	514,856.
	-----	-----
TOTALS	514,856.	514,856.
	=====	=====

JOAN C EDWARDS CHARITABLE FOUNDATION C/O NEW

20-8374445

FORM 990PF, PART I - TAXES
=====

DESCRIPTION -----	REVENUE AND EXPENSES PER BOOKS -----	NET INVESTMENT INCOME -----
FOREIGN TAXES	7,657.	7,657.
FEDERAL TAX PAYMENT - PRIOR YE	5,819.	
TOTALS	13,476.	7,657.

=====

JOAN C EDWARDS CHARITABLE FOUNDATION C/O NEW

20-8374445

FORM 990PF, PART I - OTHER EXPENSES
=====

DESCRIPTION -----	REVENUE AND EXPENSES PER BOOKS -----	CHARITABLE PURPOSES -----
OTHER NON-ALLOCABLE EXPENSE -	485.	485.
OTHER EXPENSES	5,846.	5,846.
TOTALS	----- 6,331. =====	----- 6,331. =====

JOAN C EDWARDS CHARITABLE FOUNDATION C/O NEW

20-8374445

FORM 990PF, PART II - CORPORATE STOCK
=====

DESCRIPTION

2014 INFORMATION ATTACHED

TOTALS

JOAN C EDWARDS CHARITABLE FOUNDATION C/O NEW

20-8374445

FORM 990PF, PART II - OTHER INVESTMENTS

=====

DESCRIPTION	COST/ FMV C OR F
-----	-----
2014 INFORMATION ATTACHED	C
TOTALS	

FORM 990PF, PART VII-A, LINE 14 - BOOKS ARE IN THE CARE OF
=====

NAME: NEW YORK PRIVATE TRUST COMPANY

ADDRESS: 200 BELLEVUE PARKWAY-SUITE 150
WILMINGTON, DE 19809

TELEPHONE NUMBER: (302)798-3073

TW11595 | EDWARDS CHARITABLE FOUNDATION

Data Current as of 31-Dec-2014

Asset Type	Current Allocation	Market Value	Total Cost	Unrealized Gain/Loss	Account	Asset ID	Ticker	Current Allocation	Quantity	Current Price	Date Priced	Market Value	Total Cost	Unrealized Gain/Loss
Cash	0.00%	\$0.00	\$0.00	\$0.00	TW11595	ID 60934N864	ID ACMXX	1.95%	113,523.58	100.00%	31-Dec-14	\$113,523.58	\$113,523.58	\$0.00
Cash and Equivalents	1.95%	\$113,523.58	\$113,523.58	\$0.00										
Other	98.06%	\$5,772,354.90	\$5,045,537.39	\$676,817.51										
TOTALS		\$5,835,878.48	\$5,159,060.97	\$676,817.51										
Asset Type Cash and Equivalents 1.945%														
Asset Name	Account	Asset ID	Ticker	Current Allocation	Quantity	Current Price	Date Priced	Market Value	Total Cost	Unrealized Gain/Loss				
FEDERATED AUTO CASH MGMT-IS	TW11595	ID 60934N864	ID ACMXX	1.95%	113,523.58	\$113,523.58	31-Dec-14	\$113,523.58	\$113,523.58	\$0.00				
Subtotal				1.95%				\$0.00						
Asset Type Other 98.055%														
Asset Name	Account	Asset ID	Ticker	Current Allocation	Quantity	Current Price	Date Priced	Market Value	Total Cost	Unrealized Gain/Loss				
CENTRAL FEDERAL CORP PREF SER B	TW11595	ID 15346Q301	ID 15346Q301	4.28%	10,000.00	372,266.00	3-Jun-14	\$250,000.00	\$250,000.00	\$0.00				
CLEVELAND CAPITAL LP (ECF)	TW11595	ID 201204179	ID 201204179	6.38%	1	372,266.00	5-Dec-14	\$372,266.00	\$250,000.00	\$122,266.00				
DIASOME NOTE \$250,000.5% 10/31/15	TW11595	ID PN11595001	ID PN11595001	0.00%	1	0	31-Dec-14	\$0.00	\$250,000.00	(\$250,000.00)				
EDEN ROCK MONTENEGRO LLC	TW11595	ID 123459679	ID 123459679	5.14%	300,000.00	353,909.00	21-Oct-13	\$300,000.00	\$300,000.00	\$0.00				
EUZABETH PARK CAPITAL LP	TW11595	ID MA0000017	ID MA0000017	6.06%	1	353,909.00	22-Aug-14	\$353,909.00	\$250,000.00	\$103,909.00				
INVESTORS DIVERSIFIED REALTY LP	TW11595	ID MA0000206	ID MA0000206	4.26%	1	248,633.00	16-Sep-14	\$248,633.00	\$91,048.00	\$157,585.00				
LAS VEGAS RV RESORTS-PH, LLC	TW11595	ID 151516796	ID 151516796	3.43%	1	200,000.00	9-Jul-12	\$200,000.00	\$182,000.00	\$18,000.00				
LOAN 1 5MM 6.00% 7/1/14	TW11595	ID 990044828	ID 990044828	29.24%	1	1,706,250.00	28-May-14	\$1,706,250.00	\$1,500,000.00	\$206,250.00				
MCDONALD USAF, L P	TW11595	ID MA0000218	ID MA0000218	17.14%	1,000,000.00	420,738.00	29-Feb-12	\$1,000,000.00	\$1,000,000.00	\$0.00				
METHOD ADVISORS 2009, L P	TW11595	ID MA0000022	ID MA0000022	7.21%	1	420,738.00	30-Jun-13	\$420,738.00	\$112,489.39	\$308,248.61				
PHYCAL, INC	TW11595	ID MA0000228	ID MA0000228	4.28%	1	250,000.00	4-Nov-11	\$250,000.00	\$250,000.00	\$0.00				
PROM NOTE - \$410,000.10% 9/1/14	TW11595	ID 544412224	ID 544412224	7.21%	1	420,558.90	1-Sep-14	\$420,558.90	\$410,000.00	\$10,558.90				
PROMISSORY NOTE 5% DUE 2/28/15	TW11595	ID 352639520	ID 352639520	3.43%	1	200,000.00	28-Feb-14	\$200,000.00	\$200,000.00	\$0.00				
Subtotal				98.06%		\$5,722,354.90	\$5,045,537.39	\$676,817.51						



NYTC SUCCESSOR TRUSTEE JOAN C EDWARDS TR DTD 12/13/1995 AND KNOWN AS THE JOAN C EDWARDS THERESA L HUGHES CHIEF FI
 DECEMBER 1, 2014 - DECEMBER 31, 2014
 ACCOUNT NUMBER: 1929-7144

Additional information

Gross proceeds	THIS PERIOD 370,466.69	THIS YEAR 2,964,906.79	Foreign withholding	THIS PERIOD 0.00	THIS YEAR -1,005.01
----------------	---------------------------	---------------------------	---------------------	---------------------	------------------------

Portfolio detail

Cash and Sweep Balances

Sweep Balances - You have the right, in the course of normal business operations, to withdraw balances in the Bank Deposit Sweep or redeem shares of the money market mutual fund used in the sweep, subject to any open commitments in any of your accounts and have the proceeds returned to your accounts or remitted to you. Note, however, that as required by federal banking regulations, the banks in the Bank Deposit Sweep reserve the right to require seven days prior notice before permitting a transfer out of the Bank Deposit Sweep. In addition, the money market mutual funds in the sweep reserve the right to require one or more day's prior notice before permitting withdrawals. Bank Deposit Sweep - Consists of monies held at Wells Fargo Bank, N.A. and (if amounts exceed \$250,000) at one or more other Wells Fargo affiliated banks. These assets are not covered by SIPC, but are instead eligible for FDIC insurance of up to \$250,000 per depositor, per institution, in accordance with FDIC rules. For additional information on the Bank Deposit Sweep for your account, please contact Your Financial Advisor.

DESCRIPTION	ANNUAL PERCENTAGE YIELD EARNED*	CURRENT MARKET VALUE	ESTIMATED ANNUAL INCOME
Cash	0.00	48,034.83	0.00
BANK DEPOSIT SWEEP	0.02	122,623.50	24.52
Interest Period 12/01/14 - 12/31/14			
Total Cash and Sweep Balances		\$170,658.33	\$24.52

* APYE measures the total amount of the interest paid on an account based on the interest rate and the frequency of the compounding during the interest period. The annual percentage yield earned is expressed as an annualized rate, based on a 365 day year.

Stocks, options & ETFs

Stocks and ETFs

DESCRIPTION	QUANTITY	ADJ PRICE/ ORIG PRICE	ADJ COST/ ORIG COST	CURRENT PRICE	CURRENT MARKET VALUE	UNREALIZED GAIN/LOSS	ESTIMATED ANNUAL INCOME	ANNUAL YIELD (%)
ACE LIMITED								
ACE								
Acquired 12/11/13 nc	950	N/A##	N/A		109,136.00	N/A		
Acquired 09/18/14	200	107.07	21,415.96		22,976.00	1,560.04		
Total	1,150		\$21,415.96	114.8800	\$132,112.00	\$1,560.04	\$2,990.00	2.26

NYPTC SUCCESSOR TRUSTEE JOAN C EDWARDS TR DTD 12/13/1995 AND KNOWN AS THE JOAN C EDWARDS THERESA L HUGHES CHIEF FI DECEMBER 1, 2014 - DECEMBER 31, 2014 ACCOUNT NUMBER: 1929-7144



Stocks, options & ETFs
Stocks and ETFs continued

DESCRIPTION	QUANTITY	ADJ PRICE/ ORIG PRICE	ADJ COST/ ORIG COST	CURRENT PRICE	CURRENT MARKET VALUE	UNREALIZED GAIN/LOSS	ESTIMATED	
							ANNUAL INCOME	ANNUAL YIELD (%)
AGRJUM INC m AGU	1,230	75.65**	93,061.22	94.7200	116,505.60	-235.62	3,837.60	3.29
APPLE INC								
AAPL								
Acquired 12/11/13 nc	677	N/A##	N/A		74,727.26	N/A		
Acquired 03/24/14	140	77.00	10,780.00		15,453.20	4,673.20		
Acquired 10/23/14	250	104.02	26,007.25		27,595.00	1,587.75		
Total	1,067		\$36,787.25	110.3800	\$117,775.46	\$6,260.95	\$2,005.96	1.70
AT & T INC								
T								
Acquired 12/11/13 nc	1,500	N/A##	N/A		50,385.00	N/A		
Acquired 07/29/14	500	37.24	18,622.65		16,795.00	-1,827.65		
Acquired 10/02/14	550	34.92	19,209.74		18,474.50	-735.24		
Acquired 12/18/14	600	33.35	20,013.00		20,154.00	141.00		
Total	3,150		\$57,845.39	33.5900	\$105,808.50	-\$2,421.89	\$5,922.00	5.60
BANK NEW YORK MELLON CORP								
BK								
Acquired 12/11/13 nc	3,150	N/A##	N/A		127,795.50	N/A		
Acquired 07/01/14	300	38.16	11,449.50		12,171.00	721.50		
Total	3,450		\$11,449.50	40.5700	\$139,966.50	\$721.50	\$2,346.00	1.68
BAXTER INTERNATIONAL INC								
BAX								
Acquired 12/11/13 nc	2,050	N/A##	N/A		150,244.50	N/A		
Acquired 07/09/14	150	75.42	11,313.00		10,993.50	-319.50		
Acquired 08/22/14	110	75.40	8,294.63		8,061.90	-232.73		
Acquired 10/08/14	250	72.13	18,032.50		18,322.50	290.00		
Total	2,560		\$37,640.13	73.2900	\$187,622.40	-\$262.23	\$5,324.80	2.84
BERKSHIRE HATHAWAY INC								
SERIES B NEW								
BRK/B								
Acquired 12/11/13 nc	1,700	N/A##	N/A		255,255.00	N/A		
Acquired 04/09/14	50	123.77	6,188.95		7,507.50	1,318.55		
Total	1,750		\$6,188.95	150.1500	\$262,762.50	\$1,318.55	N/A	N/A
CHEVRON CORPORATION								
CVX								
Acquired 02/26/14	100	115.02	11,502.00		11,218.00	-284.00		

NYPTC SUCCESSOR TRUSTEE JOAN C EDWARDS TR DTD 12/13/1995 AND KNOWN AS THE JOAN C EDWARDS THERESA L HUGHES CHIEF FI DECEMBER 1, 2014 - DECEMBER 31, 2014 ACCOUNT NUMBER. 1929-7144



Stocks, options & ETFs
Stocks and ETFs continued

DESCRIPTION	QUANTITY	ADJ PRICE/ ORIG PRICE	ADJ COST/ ORIG COST	CURRENT PRICE	CURRENT MARKET VALUE	UNREALIZED GAIN/LOSS	ESTIMATED	
							ANNUAL INCOME	ANNUAL YIELD (%)
Acquired 02/26/14	100	115.00	11,500.00		11,218.00	-282.00		
Acquired 03/26/14	200	117.87	23,574.52		22,436.00	-1,138.52		
Acquired 10/16/14	300	110.92	33,277.50		33,654.00	376.50		
Acquired 10/29/14	300	118.62	35,586.00		33,654.00	-1,932.00		
Acquired 11/07/14	200	119.31	23,863.80		22,436.00	-1,427.80		
Total	1,200	\$116.09	\$139,303.82	112.1800	\$134,616.00	-\$4,687.82	\$5,136.00	3.82
CISCO SYSTEMS INC								
CSCO								
Acquired 12/11/13 nc	3,810	N/A##	N/A		105,975.15	N/A		
Acquired 03/25/14	1,500	21.66	32,500.20		41,722.50	9,222.30		
Acquired 06/18/14	400	24.64	9,858.80		11,126.00	1,267.20		
Total	5,710		\$42,359.00	27.8150	\$158,823.65	\$10,489.50	\$4,339.60	2.73
CLIFFS NATURAL RESOURCES								
CLF								
Acquired 02/11/14	325	21.39	6,953.70		2,320.50	-4,633.20		
Acquired 07/17/14	1,300	15.64	20,344.87		9,282.00	-11,062.87		
Acquired 12/03/14	1,000	8.53	8,535.30		7,140.00	-1,395.30		
Total	2,625	\$13.65	\$35,833.87	7.1400	\$18,742.50	-\$17,091.37	\$1,575.00	8.40
COCA-COLA COMPANY								
KO								
Acquired 12/11/13 nc	1,300	N/A##	N/A		54,886.00	N/A		
Acquired 06/12/14	400	40.60	16,242.60		16,888.00	645.40		
Acquired 12/17/14	400	41.12	16,450.12		16,888.00	437.88		
Total	2,100		\$32,692.72	42.2200	\$88,662.00	\$1,083.28	\$2,562.00	2.89
COMPUTER SCIENCES CORP								
CSC								
Acquired 12/11/13 nc	500	N/A##	N/A		31,525.00	N/A		
Acquired 05/14/14	730	61.54	44,928.51		46,026.50	1,097.99		
Acquired 09/02/14	300	60.14	18,043.80		18,915.00	871.20		
Acquired 09/30/14	214	60.46	12,938.53		13,492.70	554.17		
Acquired 09/30/14	186	60.46	11,245.75		11,727.30	481.55		
Total	1,930		\$87,156.59	63.0500	\$121,686.50	\$3,004.91	\$1,775.60	1.46



NYPTC SUCCESSOR TRUSTEE JOAN C EDWARDS TR DTD 12/13/1995 AND KNOWN AS THE JOAN C EDWARDS THERESA L HUGHES CHIEF FI DECEMBER 1, 2014 - DECEMBER 31, 2014 ACCOUNT NUMBER: 1929-7144

Stocks, options & ETFs
Stocks and ETFs continued

DESCRIPTION	QUANTITY	ADJ PRICE/ ORIG PRICE	ADJ COST/ ORIG COST	CURRENT PRICE	CURRENT MARKET VALUE	UNREALIZED GAIN/LOSS	ESTIMATED	
							ANNUAL INCOME	ANNUAL YIELD (%)
CONOCOPHILLIPS COP	2,050	71.29**	146,148.93	69.0600	141,573.00	-4,575.93	5,986.00	4.22
CVS HEALTH CORPORATION								
CVS	1,100	N/A##	N/A		105,941.00	N/A		
Acquired 12/11/13 nc	500	78.15	39,075.00		48,155.00	9,080.00		
Acquired 08/05/14	200	80.70	16,140.20		19,262.00	3,121.80		
Acquired 09/04/14								
Total	1,800		\$55,215.20	96.3100	\$173,358.00	\$12,201.80	\$2,520.00	1.45
EATON CORP PLC ETN								
Acquired 12/11/13 nc	1,175	N/A##	N/A		79,853.00	N/A		
Acquired 04/30/14	200	72.23	14,447.98		13,592.00	-855.98		
Acquired 05/13/14	150	73.00	10,950.00		10,194.00	-756.00		
Acquired 10/14/14	250	59.86	14,967.00		16,990.00	2,023.00		
Acquired 10/29/14	250	67.14	16,786.63		16,990.00	203.37		
Total	2,025		\$57,151.61	67.9600	\$137,619.00	\$614.39	\$3,969.00	2.88
EXELIS INC m XLS	8,500	10.45**	88,897.23	17.5300	149,005.00	4,011.77	3,510.50	2.35
EXXON MOBIL CORP XOM								
Acquired 12/11/13 nc	265	N/A##	N/A		24,499.25	N/A		
Acquired 08/15/14	250	98.41	24,602.50		23,112.50	-1,490.00		
Acquired 08/15/14	100	98.40	9,840.00		9,245.00	-595.00		
Total	615		\$34,442.50	92.4500	\$56,856.75	-\$2,085.00	\$1,697.40	2.99
GENERAL ELECTRIC COMPANY GE	4,300	N/A##	N/A	25.2700	108,661.00	N/A	3,956.00	3.64
HONEYWELL INTERNATIONAL INC								
HON	500	N/A##	N/A		49,960.00	N/A		
Acquired 12/11/13 nc	200	94.96	18,992.00		19,984.00	992.00		
Acquired 06/05/14	250	94.83	23,707.50		24,980.00	1,272.50		
Acquired 07/03/14	350	90.99	31,849.37		34,972.00	3,122.63		
Acquired 10/21/14	250	93.36	23,341.43		24,980.00	1,638.57		
Acquired 10/22/14								
Total	1,550		\$97,890.30	99.9200	\$154,876.00	\$7,025.70	\$3,208.50	2.07



NYPTC SUCCESSOR TRUSTEE JOAN C EDWARDS TR DTD 12/13/1995 AND KNOWN AS THE JOAN C EDWARDS THERESA L HUGHES CHIEF FI DECEMBER 1, 2014 - DECEMBER 31, 2014 ACCOUNT NUMBER. 1929-7144

Stocks, options & ETFs
Stocks and ETFs continued

DESCRIPTION	QUANTITY	ADJ PRICE/ ORIG PRICE	ADJ COST/ ORIG COST	CURRENT PRICE	CURRENT MARKET VALUE	UNREALIZED GAIN/LOSS	ESTIMATED	
							ANNUAL INCOME	ANNUAL YIELD (%)
HYSTER-YALE MATERIAL HANDLING INC-CLASS A HY								
Acquired 12/11/13 nc	1,250	N/A##	N/A		91,500.00	N/A		
Acquired 04/01/14	100	99.33	9,933.00		7,320.00	-2,613.00		
Acquired 04/01/14	100	99.38	9,938.00		7,320.00	-2,618.00		
Acquired 06/05/14	200	85.19	17,039.16		14,640.00	-2,399.16		
Acquired 10/13/14	200	70.09	14,018.34		14,640.00	621.66		
Total	1,850		\$50,928.50	73.2000	\$135,420.00	-\$7,008.50	\$2,035.00	1.50
INTEL CORP INTC								
Acquired 12/11/13 nc	3,600	N/A##	N/A		130,644.00	N/A		
Acquired 03/20/14	500	25.44	12,722.50		18,145.00	5,422.50		
Acquired 05/28/14	100	26.90	2,690.00		3,629.00	939.00		
Acquired 05/28/14	100	26.89	2,689.51		3,629.00	939.49		
Acquired 07/03/14	50	31.13	1,556.69		1,814.50	257.81		
Acquired 09/30/14	300	34.63	10,389.90		10,887.00	497.10		
Total	4,650		\$30,048.60	36.2900	\$168,748.50	\$8,055.90	\$4,185.00	2.48
J M SMUCKER CO SJM								
Acquired 12/11/13 nc	825	N/A##	N/A		83,308.50	N/A		
Acquired 04/28/14	300	97.46	29,239.14		30,294.00	1,054.86		
Total	1,125		\$29,239.14	100.9800	\$113,602.50	\$1,054.86	\$2,880.00	2.54
JOHNSON CONTROLS INC JCI								
Acquired 12/11/13 nc	1,200	N/A##	N/A		58,008.00	N/A		
Acquired 05/12/14	300	45.24	13,574.97		14,502.00	927.03		
Acquired 07/14/14	200	51.45	10,290.34		9,668.00	-622.34		
Acquired 10/02/14	700	44.72	31,310.93		33,838.00	2,527.07		
Total	2,400		\$55,176.24	48.3400	\$116,016.00	\$2,831.76	\$2,496.00	2.15
JPMORGAN CHASE & CO JPM								
Acquired 12/11/13 nc	2,150	N/A##	N/A		134,547.00	N/A		
Acquired 09/05/14	200	59.48	11,897.98		12,516.00	618.02		
Acquired 09/12/14	300	60.24	18,073.65		18,774.00	700.35		
Acquired 12/12/14	350	61.14	21,401.80		21,903.00	501.20		
Total	3,000		\$51,373.43	62.5800	\$187,740.00	\$1,819.57	\$4,800.00	2.56



NYPTC SUCCESSOR TRUSTEE JOAN C EDWARDS TR DTD 12/13/1995 AND KNOWN AS THE JOAN C EDWARDS THERESA L HUGHES CHIEF FI DECEMBER 1, 2014 - DECEMBER 31, 2014 ACCOUNT NUMBER: 1929-7144

Stocks, options & ETFs
Stocks and ETFs continued

DESCRIPTION	QUANTITY	ADJ PRICE/ ORIG PRICE	ADJ COST/ ORIG COST	CURRENT PRICE	CURRENT MARKET VALUE	UNREALIZED GAIN/LOSS	ESTIMATED	
							ANNUAL INCOME	ANNUAL YIELD (%)
KRAFT FOODS GROUP								
KRFT								
Acquired 12/11/13 nc	1,047	N/A##	N/A		65,605.02	N/A		
Acquired 02/26/14	200	55.24	11,048.00		12,532.00	1,484.00		
Acquired 06/19/14	250	59.99	14,998.75		15,665.00	666.25		
Acquired 08/12/14	150	55.94	8,392.49		9,399.00	1,006.51		
Acquired 10/02/14	250	56.07	14,019.28		15,665.00	1,645.72		
Total	1,897		\$48,458.52	62.6600	\$118,866.02	\$4,802.48	\$4,173.40	3.51
MERCK & CO INC NEW								
MRK								
Acquired 12/11/13 nc	2,250	N/A##	N/A	56.7900	127,777.50	N/A	4,050.00	3.16
MICROSOFT CORP								
MSFT								
Acquired 12/11/13 nc	2,700	N/A##	N/A		125,415.00	N/A		
Acquired 09/08/14	400	46.43	18,572.00		18,580.00	8.00		
Total	3,100		\$18,572.00	46.4500	\$143,995.00	\$8.00	\$3,844.00	2.67
MONDELEZ INTL INC								
MDLZ								
Acquired 12/11/13 nc	1,791	N/A##	N/A		65,058.06	N/A		
Acquired 10/09/14	700	33.84	23,688.00		25,427.51	1,739.51		
Total	2,491		\$23,688.00	36.3250	\$90,485.57	\$1,739.51	\$1,494.60	1.65
PENTAIR PLC m								
PNR								
Acquired 12/11/13 nc	2,655	58.05**	154,126.94	66.4200	176,345.10	-7,670.84	3,398.40	1.92
PEPSICO INCORPORATED								
PEP								
Acquired 12/11/13 nc	575	N/A##	N/A		54,372.00	N/A		
Acquired 02/27/14	200	79.14	15,828.00		18,912.00	3,084.00		
Acquired 08/11/14	600	90.93	54,562.86		56,736.00	2,173.14		
Acquired 08/25/14	135	93.16	12,576.60		12,765.60	189.00		
Acquired 08/25/14	15	93.15	1,397.25		1,418.40	21.15		
Total	1,525		\$84,364.71	94.5600	\$144,204.00	\$5,467.29	\$3,995.50	2.77
PFIZER INCORPORATED								
PFE								
Acquired 12/11/13 nc	2,940	N/A##	N/A		91,581.00	N/A		
Acquired 04/24/14	500	30.24	15,122.75		15,575.00	452.25		
Acquired 04/28/14	400	32.04	12,818.24		12,460.00	-358.24		



NYPTC SUCCESSOR TRUSTEE JOAN C EDWARDS TR DTD 12/13/1995 AND KNOWN AS THE JOAN C EDWARDS THERESA L HUGHES CHIEF FI DECEMBER 1, 2014 - DECEMBER 31, 2014 ACCOUNT NUMBER: 1929-7144

Stocks, options & ETFs
Stocks and ETFs continued

DESCRIPTION	QUANTITY	ADJ PRICE/ ORIG PRICE	ADJ COST/ ORIG COST	CURRENT PRICE	CURRENT MARKET VALUE	UNREALIZED GAIN/LOSS	ESTIMATED	
							ANNUAL INCOME	ANNUAL YIELD (%)
Acquired 12/02/14	500	31.52	15,761.50		15,575.00	-186.50		
Total	4,340		\$43,702.49	31.1500	\$135,191.00	-\$92.49	\$4,860.80	3.60
PHILIP MORRIS INTERNATIONAL INC								
PM								
Acquired 03/20/14	1,400	79.85	111,799.66		114,030.00	2,230.34		
Acquired 03/21/14	150	81.23	12,184.70		12,217.50	32.80		
Acquired 08/08/14	250	83.64	20,910.23		20,362.50	-547.73		
Acquired 12/30/14	300	83.23	24,970.29		24,435.00	-535.29		
Total	2,100	\$80.89	\$169,864.88	81.4500	\$171,045.00	\$1,180.12	\$8,400.00	4.91
PHILLIPS 66 m	2,215	65.11**	144,232.33	71.7000	158,815.50	243.17	4,430.00	2.78
PSX								
PNC FINANCIAL SERVICES GROUP								
PNC								
Acquired 12/11/13 nc	1,325	N/A##	N/A		120,879.75	N/A		
Acquired 09/18/14	300	88.09	26,427.00		27,369.00	942.00		
Total	1,625		\$26,427.00	91.2300	\$148,248.75	\$942.00	\$3,120.00	2.10
RAYTHEON COMPANY								
RTN								
Acquired 09/09/14	400	98.83	39,532.16		43,268.00	3,735.84		
Acquired 09/10/14	800	99.39	79,512.00		86,536.00	7,024.00		
Acquired 09/10/14	150	100.17	15,026.39		16,225.50	1,199.11		
Acquired 09/16/14	200	100.56	20,113.48w		21,634.00	1,520.52		
Acquired 09/20/14	100	97.42	19,485.00		10,817.00	629.77		
Acquired 10/27/14	100	101.87	10,187.23w		10,817.00	944.01		
Acquired 10/27/14	100	98.72	9,872.99		10,817.00	944.01		
Total	1,750	\$99.57	\$174,244.25	108.1700	\$189,297.50	\$15,053.25	\$4,235.00	2.24
SYMANTEC CORP								
SYMC								
Acquired 03/11/14	4,200	20.43	85,806.00		107,751.00	21,945.00		
Acquired 04/08/14	600	20.60	12,363.72		15,393.00	3,029.28		
Acquired 04/08/14	200	20.60	4,121.00		5,131.00	1,010.00		
Total	5,000	\$20.46	\$102,290.72	25.6550	\$128,275.00	\$25,984.28	\$3,000.00	2.34

NYPTC SUCCESSOR TRUSTEE JOAN C EDWARDS TR DTD 12/13/1995 AND KNOWN AS THE JOAN C EDWARDS THERESA L HUGHES CHIEF FI DECEMBER 1, 2014 - DECEMBER 31, 2014 ACCOUNT NUMBER: 1929-7144



Stocks, options & ETFs
Stocks and ETFs continued

DESCRIPTION	QUANTITY	ADJ PRICE/ ORIG PRICE	ADJ COST/ ORIG COST	CURRENT PRICE	CURRENT MARKET VALUE	UNREALIZED GAIN/LOSS	ESTIMATED	
							ANNUAL INCOME	ANNUAL YIELD (%)
TOWERS WATSON & CO CLA								
TW								
Acquired 08/13/14	830	107.78	89,462.54		93,931.10	4,468.56		
Acquired 08/13/14	150	111.15	16,673.15w		16,975.50	302.35		
		110.60	16,590.39					
Total	980	\$108.30	\$106,135.69	113.1700	\$110,906.60	\$4,770.91	\$588.00	0.53
US BANCORP NEW								
USB								
Acquired 12/11/13 nc	2,300	N/A##	N/A		103,385.00	N/A		
Acquired 09/12/14	450	42.27	19,024.20		20,227.50	1,203.30		
Total	2,750		\$19,024.20	44.9500	\$123,612.50	\$1,203.30	\$2,695.00	2.18
VECTRUS INC								
VEC								
Acquired 12/11/13 nc	260,85000	N/A##	N/A		7,147.29	N/A		
Acquired 04/04/14	55,50000	23.17	1,286.29		1,520.70	234.41		
Acquired 05/27/14	44,40000	20.44	907.58		1,216.56	308.98		
Acquired 08/13/14	38,85000	20.12	781.73		1,064.49	282.76		
Acquired 09/02/14	44,40000	20.78	922.73		1,216.56	293.83		
Total	444		\$3,898.33	27.4000	\$12,165.60	\$1,119.98	N/A	N/A
VERIZON COMMUNICATIONS								
VERIZON COMMUNICATIONS COM VZ	2,090	48.58**	101,538.94	46.7800	97,770.20	-3,768.74	4,598.00	4.70
VODAFONE GROUP PLC NEW								
VODAFONE GROUP PLC NEW SPONSORED ADR NO PAR VOD								
Acquired 12/11/13 nc	1,909	N/A##	N/A		65,230.53	N/A		
Acquired 07/25/14	550	34.33	18,881.50		18,793.50	-88.00		
Acquired 10/01/14	350	32.83	11,491.69		11,959.50	467.81		
Total	2,809		\$30,373.19	34.1700	\$95,983.53	\$379.81	\$5,168.56	5.38
WASTE MGMT INC DEL								
WASTE MGMT INC DEL WM								
Acquired 12/11/13 nc	1,912	N/A##	N/A		98,123.84	N/A		
Acquired 07/29/14	400	44.99	17,996.56		20,528.00	2,531.44		
Acquired 08/28/14	600	46.75	28,054.44		30,792.00	2,737.56		
Total	2,912		\$46,051.00	51.3200	\$149,443.84	\$5,269.00	\$4,368.00	2.92



NYPTC SUCCESSOR TRUSTEE JOAN C EDWARDS TR DTD 12/13/1995 AND KNOWN AS THE JOAN C EDWARDS THERESA L HUGHES CHIEF FI DECEMBER 1, 2014 - DECEMBER 31, 2014 ACCOUNT NUMBER: 1929-7144

Stocks, options & ETFs
Stocks and ETFs continued

DESCRIPTION	QUANTITY	ADJ PRICE/ ORIG PRICE	ADJ COST/ ORIG COST	CURRENT PRICE	CURRENT MARKET VALUE	UNREALIZED GAIN/LOSS	ESTIMATED	
							ANNUAL INCOME	ANNUAL YIELD (%)
Total Stocks and ETFs			\$2,595,239.27		\$5,550,987.57	\$80,317.15	\$145,477.22	2.62
Total Stocks, options & ETFs			\$2,591,866.84		\$5,550,987.57	\$80,317.15	\$145,477.22	2.62

** Because you have more than 6 tax lots, we are showing the average cost per share
 # Cost information for one or more securities is not available. If you have cost information and would like to see it on future statements, contact Your Financial Advisor
 m This security contains multiple tax lots that may or may not include cost information that is reportable to the IRS
 w The cost for this tax lot has been adjusted due to wash sale activity as defined by IRS regulation
 nc Cost information for this tax lot is not covered by IRS reporting requirements. Unless indicated, cost for all other lots will be reported to the IRS

Activity detail

DATE	ACCOUNT TYPE	TRANSACTION	QUANTITY	DESCRIPTION	PRICE	AMOUNT	CASH AND SWEEP BALANCES
12/01				BEGINNING BALANCE			55,548.47
12/01	Cash	DIVIDEND		CLIFFS NATURAL RESOURCES 120114 1,625		243.75	
12/01	Cash	DIVIDEND		CONOCOPHILLIPS 120114 1,700		1,241.00	
12/01	Cash	DIVIDEND		INTEL CORP 120114 4,650		1,046.25	
12/01	Cash	DIVIDEND		J M SMUCKER CO 120114 1,125		720.00	
12/01	Cash	DIVIDEND		PHILLIPS 66 120114 1,200		600.00	
12/01	Cash	SALE	-300.00000	AGRIUM INC	96.8000	29,039.36	
12/01	Cash	SALE	-250.00000	CHEVRON CORPORATION	109.2000	27,299.40	
12/01	Cash	SALE	-300.00000	PENTAIR PLC	63.1310	18,938.88	
12/01	Cash	SALE	-100.00000	PENTAIR PLC	63.1420	6,314.06	
12/01	Cash	PURCHASE	400.00000	CONOCOPHILLIPS	66.9299	-26,771.96	114,219.21
12/02	Cash	DIVIDEND		PFIZER INCORPORATED 120214 5,140		1,336.40	
12/02	Cash	PURCHASE	500.00000	PFIZER INCORPORATED	31.5230	-15,761.50	99,794.11



NYPTC SUCCESSOR TRUSTEE JOAN C EDWARDS TR DTD 12/13/1995 AND KNOWN AS THE JOAN C EDWARDS THERESA L HUGHES CHIEF FI DECEMBER 1, 2014 - DECEMBER 31, 2014 ACCOUNT NUMBER. 7364-3710

Additional information

	THIS PERIOD	THIS YEAR	THIS PERIOD	THIS YEAR
Accrued interest on sales	0.00	18,483.76	Return of principal	0.00
Accrued interest on purchases	-569.67	-52,380.12	Gross proceeds	408,725.92
Exempt accrued interest on purchases	-181.88	-7,434.19		5,280,510.68

Portfolio detail

Cash and Sweep Balances

Sweep Balances - You have the right, in the course of normal business operations, to withdraw balances in the Bank Deposit Sweep or redeem shares of the money market mutual fund used in the sweep, subject to any open commitments in any of your accounts and have the proceeds returned to your accounts or remitted to you. Note, however, that as required by federal banking regulations, the banks in the Bank Deposit Sweep reserve the right to require seven days prior notice before permitting a transfer out of the Bank Deposit Sweep. In addition, the money market mutual funds in the sweep reserve the right to require one or more day's prior notice before permitting withdrawals. Bank Deposit Sweep - Consists of monies held at Wells Fargo Bank, N.A. and (if amounts exceed \$250,000) at one or more other Wells Fargo affiliated banks. These assets are not covered by SIPC, but are instead eligible for FDIC insurance of up to \$250,000 per depositor, per institution, in accordance with FDIC rules. For additional information on the Bank Deposit Sweep for your account, please contact Your Financial Advisor.

DESCRIPTION	ANNUAL PERCENTAGE YIELD EARNED*	CURRENT MARKET VALUE	ESTIMATED ANNUAL INCOME
Cash	0.00	209.41	0.00
BANK DEPOSIT SWEEP	0.02	941,677.67	188.33
Interest Period 12/01/14 - 12/31/14			
Total Cash and Sweep Balances		\$941,887.08	\$188.33

* APYE measures the total amount of the interest paid on an account based on the interest rate and the frequency of the compounding during the interest period. The annual percentage yield earned is expressed as an annualized rate, based on a 365 day year.

Stocks, options & ETFs

Stocks and ETFs

DESCRIPTION	QUANTITY	ADJ PRICE/ ORIG PRICE	ADJ COST/ ORIG COST	CURRENT PRICE	CURRENT MARKET VALUE	UNREALIZED GAIN/LOSS	ESTIMATED	
							ANNUAL INCOME	ANNUAL YIELD (%)
CENTRAL FEDERAL CORP CFBK	192.696	1.50	289,044.00	1.2200	235,089.12	-53,954.88	N/A	N/A
Acquired 08/08/12 nc								
FNBH BANCORP INC FNHM	357,142	0.70	250,000.00	1.0000	357,142.00	107,142.00	N/A	N/A
Acquired 07/03/14 nc								



NYPTC SUCCESSOR TRUSTEE JOAN C EDWARDS TR DTD 12/13/1995 AND KNOWN AS THE JOAN C EDWARDS THERESA L HUGHES CHIEF FI DECEMBER 1, 2014 - DECEMBER 31, 2014 ACCOUNT NUMBER: 7364-3710

Stocks, options & ETFs
Stocks and ETFs continued

DESCRIPTION	QUANTITY	ADJ PRICE/ ORIG PRICE	ADJ COST/ ORIG COST	CURRENT PRICE	CURRENT MARKET VALUE	UNREALIZED GAIN/LOSS	ESTIMATED	
							ANNUAL INCOME	ANNUAL YIELD (%)
Total Stocks and ETFs			\$539,044.00		\$592,231.12	\$53,187.12		
Total Stocks, options & ETFs			\$539,044.00		\$592,231.12	\$53,187.12		

nc Cost information for this tax lot is not covered by IRS reporting requirements Unless indicated, cost for all other lots will be reported to the IRS

Fixed Income Securities

Corporate and municipal bonds and other fixed income securities are priced by a computerized pricing service or, for less actively traded issues, by utilizing a yield-based matrix system to arrive at an estimated market value.

Corporate Bonds

DESCRIPTION	QUANTITY	ADJ PRICE/ ORIG PRICE	ADJ COST/ ORIG COST	CURRENT PRICE	CURRENT MARKET VALUE	UNREALIZED GAIN/LOSS	ACCRUED INTEREST	ESTIMATED	
								ANNUAL INCOME	ANNUAL YIELD (%)
BERKSHIRE HATHAWAY FIN ^ GTD SENIOR NOTES CALLABLE CPN 4.850% DUE 01/15/15 DTD 01/11/05 FC 07/15/05 Moody AA2, S&P AA CUSIP 084664AT8 Acquired UNKNOWN nc	25,000	N/A##	N/A	100.1730	25,043.25	N/A	559.10	1,212.50	4.84
MAYTAG CORP MEDIUM TERM NOTES SERIES E CPN 5.000% DUE 05/15/15 DTD 05/14/03 FC 11/15/03 Moody WR, S&P BBB CUSIP 57859HBU7 Acquired 12/19/13 nc	10,000	103.50	10,350.00	101.3130	10,131.30	-218.70	63.89	500.00	4.93



NYPTC SUCCESSOR TRUSTEE JOAN C EDWARDS TR DTD 12/13/1995 AND KNOWN AS THE JOAN C EDWARDS THERESA L HUGHES CHIEF FI DECEMBER 1, 2014 - DECEMBER 31, 2014 ACCOUNT NUMBER: 7364-3710

Fixed Income Securities
Corporate Bonds continued

DESCRIPTION	QUANTITY	ADJ PRICE/ ORIG PRICE	ADJ COST/ ORIG COST	CURRENT PRICE	CURRENT MARKET VALUE	UNREALIZED GAIN/LOSS	ACCRUED INTEREST	ESTIMATED	
								ANNUAL INCOME	ANNUAL YIELD (%)
JOHN HANCOCK LIFE INS CO FLTG RATE SIGNATURE NOTES MONTHLY PAY CPN 0.000% DUE 06/15/15 DTD 06/23/05 FC 07/15/05 Moody A2 CUSIP 41013NSP4 Acquired 04/29/14 nc	100,000	102.31	102,315.00	99.5700	99,570.00	-2,745.00	N/A	N/A	N/A
MBNA CORP BONDS CPN 5.000% DUE 06/15/15 DTD 06/11/03 FC 12/15/03 Moody BAA2 , S&P A- CUSIP 55263ECJ2 Acquired 10/14/14	3,000	100.85 101.23	3,025.64 3,036.99	101.7500	3,052.50	26.86	6.67	150.00	4.91
SOUTHERN COPPER CORP SENIOR NOTES CPN 6.375% DUE 07/27/15 DTD 07/27/05 FC 01/27/06 Moody BAA2 , S&P BBB CUSIP 84265VAB1 Acquired 04/27/12 nc	150,000	1.13	170,385.00	102.9970	154,495.50	-15,889.50	4,090.63	9,562.50	6.18
CITIGROUP FUNDING INC FIX-TO-FLOAT BONDS MEDIUM TERM NOTES CPN 0.000% DUE 09/28/15 DTD 09/28/10 FC 12/28/10 Moody BAA2 , S&P A- CUSIP 17308CQH2 Acquired 09/08/14 nc	25,000	100.70	25,175.00	100.0900	25,022.50	-152.50	N/A	N/A	N/A
CITIGROUP INC SENIOR NOTES CPN 5.300% DUE 01/07/16 DTD 12/08/05 FC 07/07/06 Moody BAA2 , S&P A- CUSIP 172967DE8 Acquired 11/08/10 nc	100,000	1.08	108,950.00	104.2460	104,246.00	-4,704.00	2,561.67	5,300.00	5.08



NYPTC SUCCESSOR TRUSTEE JOAN C EDWARDS TR DTD 12/13/1995 AND KNOWN AS THE JOAN C EDWARDS THERESA L HUGHES CHIEF FI DECEMBER 1, 2014 - DECEMBER 31, 2014 ACCOUNT NUMBER: 7364-3710

Fixed Income Securities
Corporate Bonds continued

DESCRIPTION	QUANTITY	ADJ PRICE/ ORIG PRICE	ADJ COST/ ORIG COST	CURRENT PRICE	CURRENT MARKET VALUE	UNREALIZED GAIN/LOSS	ACCRUED INTEREST	ESTIMATED	
								ANNUAL INCOME	ANNUAL YIELD (%)
GENERAL ELEC CAP CORP MEDIUM TERM INT FLT G RT QTRLY US LIB+20 SER A CPN 0.000% DUE 01/08/16 DTD 01/09/06 FC 04/10/06 Moody A1, S&P AA+ CUSIP 36962GU51 Acquired 02/05/13 nc	100,000	0.99	99,871.00	99.9800	99,980.00	109.00	N/A	N/A	N/A
HSBC FINANCE CORP NOTES CPN 5.500% DUE 01/19/16 DTD 01/19/06 FC 07/19/06 Moody BAA1, S&P A CUSIP 40429CFN7 Acquired 05/19/14	50,000	104.95 107.81	52,479.12 53,906.30	104.6250	52,312.50	-166.62	1,237.50	2,750.00	5.25
JPMORGAN CHASE & CO NOTES CPN 3.150% DUE 07/05/16 DTD 06/29/11 FC 01/05/12 Moody A3, S&P A CUSIP 46625HJA9 Acquired 05/19/14	50,000	103.29 104.60	51,646.45 52,302.33	102.8100	51,405.00	-241.45	770.00	1,575.00	3.06
CVS CORP SENIOR NOTES CALLABLE CPN 6.125% DUE 08/15/16 DTD 08/15/06 FC 02/15/07 Moody BAA1, S&P BBB+ CUSIP 126650BE9 Acquired 02/05/13 nc	100,000	1.17	117,793.00	108.0860	108,086.00	-9,707.00	2,313.89	6,125.00	5.66



NYPTC SUCCESSOR TRUSTEE JOAN C EDWARDS TR DTD 12/13/1995 AND KNOWN AS THE JOAN C EDWARDS THERESA L HUGHES CHIEF FI DECEMBER 1, 2014 - DECEMBER 31, 2014 ACCOUNT NUMBER: 7364-3710

Fixed Income Securities
Corporate Bonds continued

DESCRIPTION	QUANTITY	ADJ PRICE/ ORIG PRICE	ADJ COST/ ORIG COST	CURRENT PRICE	CURRENT MARKET VALUE	UNREALIZED GAIN/LOSS	ACCRUED INTEREST	ESTIMATED	
								ANNUAL INCOME	ANNUAL YIELD (%)
GOLDMAN SACHS GRP INC VAR RATE MEDIUM TERM NTS CPN 0.000% DUE 08/24/16 DTD 08/24/11 FC 11/24/11 Moody BAA1, S&P A- CUSIP 38143UXV8 Acquired 04/29/14 nc	250,000	103.00	257,505.00	101.5300	253,825.00	-3,680.00	N/A	N/A	N/A
WALT DISNEY COMPANY MEDIUM TERM NOTES CPN 5.625% DUE 09/15/16 DTD 09/11/06 FC 03/15/07 Moody A2, S&P A CUSIP 25468PCE4 Acquired 11/18/08 nc	20,000	98.55 0.95	19,711.38 19,056.00	108.3660	21,673.20	1,961.82	331.25	1,125.00	5.19
HARTFORD LIFE INSURANCE FLTG RATE INCOME NOTES MONTHLY PAY CPN 3.620% DUE 09/15/16 DTD 09/11/08 FC 10/15/08 Moody BAA3, S&P BBB+ CUSIP 4165X0QB9 Acquired 12/16/14 nc	13,000	102.50	13,325.00	98.8900	12,855.70	-469.30	N/A	470.60	3.66
FIFTH THIRD BANCORP SUBORD FLOATING RATE NTS CPN 0.000% DUE 12/20/16 DTD 12/20/06 FC 03/20/07 Moody BAA2, S&P BBB CUSIP 316773CG3 Acquired 02/05/13 nc	53,000	0.98	51,993.00	99.3500	52,655.50	662.50	N/A	N/A	N/A
HEWLETT-PACKARD CO GLOBAL NOTES CALLABLE CPN 5.400% DUE 03/01/17 DTD 02/27/07 FC 09/01/07 Moody BAA1, S&P BBB+ CUSIP 428236AM5 Acquired 01/12/10 nc	250,000	1.09	273,240.00	108.0910	270,227.50	-3,012.50	4,500.00	13,500.00	4.99



NYPTC SUCCESSOR TRUSTEE JOAN C EDWARDS TR DTD 12/13/1995 AND KNOWN AS THE JOAN C EDWARDS THERESA L HUGHES CHIEF FI DECEMBER 1, 2014 - DECEMBER 31, 2014 ACCOUNT NUMBER. 7364-3710

Fixed Income Securities
Corporate Bonds continued

DESCRIPTION	QUANTITY	ADJ PRICE/ ORIG PRICE	ADJ COST/ ORIG COST	CURRENT PRICE	CURRENT MARKET VALUE	UNREALIZED GAIN/LOSS	ACCRUED INTEREST	ESTIMATED	
								ANNUAL INCOME	ANNUAL YIELD (%)
BK OF OKLAHOMA FLOATING RT BANK NOTES CALLABLE SUBORDINATE CPN 0.000% DUE 05/15/17 DTD 05/21/07 FC 11/15/07 CALL 02/15/15 @ 100.000 Moody A2 , S&P A- CUSIP 064207UV3 Acquired 06/11/14 nc	157,000	99.37	156,018.75	99.6970	156,524.29	505.54	N/A	N/A	N/A
AMERICAN EXPRESS SENIOR NOTES CPN 6.150% DUE 08/28/17 DTD 08/28/07 FC 02/28/08 Moody A3 , S&P BBB+ CUSIP 025816AX7 Acquired 09/14/10 nc	200,000	1.14	229,676.00	111.6110	223,222.00	-6,454.00	4,202.50	12,300.00	5.51
IBM CORP SENIOR NOTES CPN 5.700% DUE 09/14/17 DTD 09/14/07 FC 03/14/08 Moody AA3 , S&P AA- CUSIP 459200GJ4 Acquired 02/04/11 nc	250,000	1.13	284,125.00	111.3180	278,295.00	-5,830.00	4,235.42	14,250.00	5.12
NYSE EURONEXT SR UNSECURED CPN 2.000% DUE 10/05/17 DTD 10/05/12 FC 04/05/13 Moody A2 , S&P A CUSIP 629491AB7 Acquired 02/28/14	100,000	101.78 102.30	101,782.92 102,301.14	100.8870	100,887.00	-895.92	477.78	2,000.00	1.98
COCA-COLA CO NOTES CPN 5.350% DUE 11/15/17 DTD 11/01/07 FC 05/15/08 Moody AA3 , S&P AA CUSIP 191216AK6 Acquired 09/08/10 nc	250,000	1.17	292,935.00	110.9710	277,427.50	-15,507.50	1,709.03	13,375.00	4.82



NYPTC SUCCESSOR TRUSTEE JOAN C EDWARDS TR DTD 12/13/1995 AND KNOWN AS THE JOAN C EDWARDS THERESA L HUGHES CHIEF FI DECEMBER 1, 2014 - DECEMBER 31, 2014 ACCOUNT NUMBER: 7364-3710

Fixed Income Securities
Foreign Bonds continued

DESCRIPTION	QUANTITY	ADJ PRICE/ ORIG PRICE	ADJ COST/ ORIG COST	CURRENT PRICE	CURRENT MARKET VALUE	UNREALIZED GAIN/LOSS	ACCRUED INTEREST	ESTIMATED	
								ANNUAL INCOME	ANNUAL YIELD (%)
AMERICA MOVIL SAB DE CV GTD SENIOR NOTES CALLABLE CPN 5.625% DUE 11/15/17 DTD 10/30/07 FC 05/15/08 Moody A2, S&P A- CUSIP 02364WAM5 Acquired 06/06/13 nc	50,000	1.15	57,760.50	110.3720	55,186.00	-2,574.50	359.38	2,812.50	5.09
PETROBRAS INTL FIN CO GLOBAL NOTES CPN 5.875% DUE 03/01/18 DTD 11/01/07 FC 03/01/08 Moody BAA2, S&P BBB- CUSIP 71645WAM3 Acquired 08/04/11 nc	150,000	1.12	169,102.50	97.8070	146,710.50	-22,392.00	2,937.50	8,812.50	6.00
AMERICA MOVIL SAB DE CV COMPANY GTD CPN 5.000% DUE 10/16/19 DTD 04/16/10 FC 10/16/10 Moody A2, S&P A- CUSIP 02364WAX3 Acquired 04/07/11 nc	100,000	1.02	102,900.50	110.5110	110,511.00	7,610.50	1,041.67	5,000.00	4.52
Total Foreign Bonds	860,000		\$923,702.75		\$885,435.85	-\$38,266.90	\$10,076.63	\$37,355.00	4.22
Total Fixed Income Securities			\$10,995,716.80		\$10,830,529.74	-\$190,230.31	\$118,243.85	\$412,612.19	3.81
			\$11,018,954.23						

nc Cost information for this tax lot is not covered by IRS reporting requirements. Unless indicated, cost for all other lots will be reported to the IRS.

NYPTC SUCCESSOR TRUSTEE JOAN C EDWARDS AND KNOWN AS THE JOAN

DECEMBER 1, 2014 - DECEMBER 31, 2014
ACCOUNT NUMBER: 8194-8528



Additional information

	THIS PERIOD	THIS YEAR	THIS PERIOD	THIS YEAR
Gross proceeds	3,061,529.66	12,071,439.86	Foreign withholding	-404.74
				-6,534.23

Portfolio detail

Cash and Sweep Balances

Sweep Balances - You have the right, in the course of normal business operations, to withdraw balances in the Bank Deposit Sweep or redeem shares of the money market mutual fund used in the sweep, subject to any open commitments in any of your accounts and have the proceeds returned to your accounts or remitted to you. Note, however, that as required by federal banking regulations, the banks in the Bank Deposit Sweep reserve the right to require seven days prior notice before permitting a transfer out of the Bank Deposit Sweep. In addition, the money market mutual funds in the sweep reserve the right to require one or more day's prior notice before permitting withdrawals.

Bank Deposit Sweep - Consists of monies held at Wells Fargo Bank, N.A. and (if amounts exceed \$250,000) at one or more other Wells Fargo affiliated banks. These assets are not covered by SIPC, but are instead eligible for FDIC insurance of up to \$250,000 per depositor, per institution, in accordance with FDIC rules. For additional information on the Bank Deposit Sweep for your account, please contact Your Financial Advisor.

DESCRIPTION	ANNUAL PERCENTAGE YIELD EARNED*	CURRENT MARKET VALUE	ESTIMATED ANNUAL INCOME
Cash	0.00	-28,386.82	0.00
BANK DEPOSIT SWEEP	0.02	693,942.90	138.78
Interest Period 12/01/14 - 12/31/14			
Total Cash and Sweep Balances		\$665,556.08	\$138.78

* APYE measures the total amount of the interest paid on an account based on the interest rate and the frequency of the compounding during the interest period. The annual percentage yield earned is expressed as an annualized rate, based on a 365 day year.

Stocks, options & ETFs

Stocks and ETFs

DESCRIPTION	QUANTITY	ADJ PRICE/ ORIG PRICE	ADJ COST/ ORIG COST	CURRENT PRICE	CURRENT MARKET VALUE	UNREALIZED GAIN/LOSS	ESTIMATED	
							ANNUAL INCOME	ANNUAL YIELD (%)
AAC TECHNOLOGIES HLDGS UNSPON-ADR								
AACAY								
Acquired 12/21/12	61	34.95	2,131.95		3,270.82	1,138.87		
Acquired 08/14/13	3	48.46	145.38		160.86	15.48		
Acquired 03/18/14	6	42.50	255.00		321.72	66.72		
Acquired 09/17/14	7	58.44	409.12		375.34	-33.78		
Acquired 12/16/14	32	52.25	1,672.28		1,715.84	43.56		
Total	109	\$42.33	\$4,613.73	53.6200	\$5,844.58	\$1,230.85	\$142.79	2.44

NYPTC SUCCESSOR TRUSTEE JOAN C EDWARDS AND KNOWN AS THE JOAN

DECEMBER 31, 2014 - DECEMBER 31, 2014
ACCOUNT NUMBER: 8194-8528



Stocks, options & ETFs
Stocks and ETFs continued

DESCRIPTION	QUANTITY	ADJ PRICE/ ORIG PRICE	ADJ COST/ ORIG COST	CURRENT PRICE	CURRENT MARKET VALUE	UNREALIZED GAIN/LOSS	ESTIMATED	
							ANNUAL INCOME	ANNUAL YIELD (%)
ABB LTD -SPONS ADR	538	18.07**	9,724.78	21.1500	11,378.70	1,653.92	413.72	3.63
ABB								
ABBVIE INC								
ABBV								
Acquired 07/14/14	96	54.96	5,276.36		6,282.24	1,005.88		
Acquired 07/15/14	150	53.88	8,082.88		9,816.00	1,733.12		
Acquired 07/17/14	150	52.99	7,949.27		9,816.00	1,866.73		
Acquired 07/18/14	128	53.54	6,854.16		8,376.32	1,522.16		
Total	524	\$53.75	\$28,162.67	65.4400	\$34,290.56	\$6,127.89	\$1,027.04	3.00
ADECCO SA-REG-UNSPON ADR	410	27.32**	11,202.04	34.3100	14,067.10	2,865.06	N/A	N/A
AHEXY								
ADOBE SYSTEMS INC								
ADBE								
Acquired 11/05/14	55	71.07	3,908.93		3,998.50	89.57		
Acquired 11/07/14	213	72.08	15,354.14		15,485.10	130.96		
Acquired 11/14/14	114	71.69	8,173.05		8,287.80	114.75		
Acquired 12/15/14	180	74.23	13,362.71		13,086.00	-276.71		
Total	562	\$72.60	\$40,798.83	72.7000	\$40,857.40	\$58.57	N/A	N/A
AFLAC INC	392	60.11**	23,564.52	61.0900	23,947.28	382.76	611.52	2.55
AFL								
AIR LIQUIDE ADR m	491	18.47**	9,069.74	24.6500	12,103.15	1,138.65	238.13	1.96
AIQUY								
ALEXION PHARMACEUTICALS INC								
ALXN								
Acquired 04/09/13	21	97.94	2,056.83		3,885.63	1,828.80		
Acquired 05/21/13	57	102.15	5,822.84		10,546.71	4,723.87		
Acquired 06/14/13	75	92.60	6,945.24		13,877.25	6,932.01		
Acquired 11/11/13	94	115.72	10,878.25		17,392.82	6,514.57		
Acquired 08/18/14	35	171.93	6,017.88		6,476.05	458.17		
Acquired 09/25/14	17	165.77	2,818.12		3,145.51	327.39		
Total	299	\$115.52	\$34,539.16	185.0300	\$55,323.97	\$20,784.81	N/A	N/A
ALIBABA GRP HOLDING ADR								
LTD SPON								
1 RCPT= 1 ORD SHRS								
BABA								
Acquired 09/22/14	185	91.36	16,901.70		19,228.90	2,327.20		
Acquired 09/22/14	136	90.01	12,241.99		14,135.84	1,893.85		

NYPTC SUCCESSOR TRUSTEE JOAN C EDWARDS AND KNOWN AS THE JOAN

DECEMBER 1, 2014 - DECEMBER 31, 2014
ACCOUNT NUMBER: 8194-8528



Stocks, options & ETFs
Stocks and ETFs continued

DESCRIPTION	QUANTITY	ADJ PRICE/ ORIG PRICE	ADJ COST/ ORIG COST	CURRENT PRICE	CURRENT MARKET VALUE	UNREALIZED GAIN/LOSS	ESTIMATED	
							ANNUAL INCOME	ANNUAL YIELD (%)
Acquired 12/30/14	88	105.71	9,302.61		9,146.72	-155.89		
Total	409	\$94.00	\$38,446.30	103.9400	\$42,511.46	\$4,065.16	N/A	N/A
ALLEGION PLC								
ALLE								
Acquired 10/23/09 nc	12.33333	N/A##	261.79		684.01	422.22		
Acquired 08/09/11 nc	58.33333	N/A##	1,066.81		3,235.16	2,168.35		
Acquired 09/20/13	83.33334	40.39	3,366.46		4,621.67	1,255.21		
Total	154		\$4,695.06	55.4600	\$8,540.84	\$3,845.78	\$49.28	0.58
ALLIANZ SE-ADR	963	14.56**	14,030.07	16.5700	15,956.91	1,926.84	520.02	3.25
AZSEY								
ALLSTATE CORP								
ALL								
Acquired 07/05/12	2,727	35.07	95,650.89	70.2500	191,571.75	95,920.86	3,054.24	1.59
AMAZON COM INC								
AMZN								
Acquired 12/06/13	10	386.07	3,860.74		3,103.50	-757.24		
Acquired 03/25/14	30	353.58	10,607.40		9,310.50	-1,296.90		
Acquired 06/10/14	23	333.51	7,670.87		7,138.05	-532.82		
Acquired 07/11/14	42	341.88	14,359.17		13,034.70	-1,324.47		
Acquired 07/21/14	5	359.44	1,797.20		1,551.75	-245.45		
Acquired 11/14/14	26	330.94	8,604.59		8,069.10	-535.49		
Total	136	\$344.85	\$46,999.97	310.3500	\$42,207.60	-\$4,692.37	N/A	N/A
AMERICAN EXPRESS COMPANY								
AXP								
Acquired 05/23/13	75	74.67	5,600.85		6,978.00	1,377.15		
Acquired 05/24/13	114	74.98	8,548.67		10,606.56	2,057.89		
Acquired 05/28/13	52	76.31	3,968.25		4,838.08	869.83		
Acquired 07/23/13	142	74.56	10,587.75		13,211.68	2,623.93		
Total	383	\$74.95	\$28,705.52	93.0400	\$35,634.32	\$6,928.80	\$398.32	1.12
AMERICAN TOWER CORP								
REIT								
AMT								
Acquired 10/07/13	548	78.30**	42,909.90	98.8500	54,169.80	11,259.90	832.96	1.53
AMGEN INC								
AMGN								
Acquired 10/07/13	71	111.10	7,888.13		11,309.59	3,421.46		
Acquired 11/14/13	98	115.64	11,333.34		15,610.42	4,277.08		
Acquired 10/02/14	58	137.42	7,970.74		9,238.82	1,268.08		



NYPTC SUCCESSOR TRUSTEE JOAN C EDWARDS TR DTD 12/13/1995 AND KNOWN AS THE JOAN C EDWARDS THERESA L HUGHES CHIEF FI DECEMBER 1, 2014 - DECEMBER 31, 2014 ACCOUNT NUMBER. 7364-3710

Fixed Income Securities
Corporate Bonds continued

DESCRIPTION	QUANTITY	ADJ PRICE/ ORIG PRICE	ADJ COST/ ORIG COST	CURRENT PRICE	CURRENT MARKET VALUE	UNREALIZED GAIN/LOSS	ACCRUED INTEREST	ESTIMATED	
								ANNUAL INCOME	ANNUAL YIELD (%)
WESTERN UNION CO/THE SR UNSECURED CPN 2.875% DUE 12/10/17 DTD 12/10/12 FC 06/10/13 Moody BAA2, S&P BBB CUSIP 959802AR0 Acquired 05/19/14	25,000	103.00 103.61	25,752.00 25,902.50	102.3160	25,579.00	-173.00	41.93	718.75	2.80
DANAHER CORP SR UNSECURED NOTES CPN 5.625% DUE 01/15/18 DTD 12/11/07 FC 07/15/08 Moody A2, S&P A+ CUSIP 235851AG7 Acquired 01/26/11 nc	150,000	1.12	169,292.55	111.9970	167,995.50	-1,297.05	3,890.63	8,437.50	5.02
COMCAST CORP NOTES CPN 5.875% DUE 02/15/18 DTD 11/17/06 FC 02/15/07 Moody A3, S&P A- CUSIP 20030NAR2 Acquired 08/04/11 nc	200,000	1.17	235,508.00	112.3910	224,782.00	-10,726.00	4,438.89	11,750.00	5.22
MORGAN STANLEY SR UNSECURED FIXED TO VARIABLE CPN 0.000% DUE 02/15/18 DTD 02/15/13 FC 05/15/13 Moody BAA2, S&P A- CUSIP 61760QCCJ1 Acquired 08/22/14 nc	275,000	99.50	273,625.00	99.3750	273,281.25	-343.75	N/A	N/A	N/A
TOYOTA MOTOR CREDIT CORP MEDIUM TERM NOTES FIXED TO FLOAT CPN 0.000% DUE 04/30/18 DTD 04/30/13 FC 07/30/13 Moody AA3, S&P AA- CUSIP 89236TAJ4 Acquired 05/05/14 nc	25,000	95.00	23,750.00	99.9310	24,982.75	1,232.75	N/A	N/A	N/A



NYPTC SUCCESSOR TRUSTEE JOAN C EDWARDS TR DTD 12/13/1995 AND KNOWN AS THE JOAN C EDWARDS THERESA L HUGHES CHIEF FI DECEMBER 1, 2014 - DECEMBER 31, 2014 ACCOUNT NUMBER: 7364-3710

Fixed Income Securities
Corporate Bonds continued

DESCRIPTION	QUANTITY	ADJ PRICE/ ORIG PRICE	ADJ COST/ ORIG COST	CURRENT PRICE	CURRENT MARKET VALUE	UNREALIZED GAIN/LOSS	ACCRUED INTEREST	ESTIMATED	
								ANNUAL INCOME	ANNUAL YIELD (%)
CONOCOPHILLIPS									
BONDS									
CALLABLE									
CPN 5.200% DUE 05/15/18									
DTD 05/08/08 FC 11/15/08									
Moody A1 , S&P A									
CUSIP 20825CAN4									
Acquired 03/10/10 nc	250,000	1.06	266,902.50	111.0830	277,707.50	10,805.00	1,661.11	13,000.00	4.68
DOW CHEMICAL COMPANY									
SENIOR NOTES									
CALLABLE									
CPN 5.700% DUE 05/15/18									
DTD 05/06/08 FC 11/15/08									
Moody BAA2 , S&P BBB									
CUSIP 260543BV4									
Acquired 04/27/12 nc	150,000	1.16	174,937.50	111.7720	167,658.00	-7,279.50	1,092.50	8,550.00	5.09
PITNEY BOWES INC									
NOTES									
CPN 4.750% DUE 05/15/18									
DTD 04/29/03 FC 11/15/03									
Moody BAA2 , S&P BBB									
CUSIP 72447WAA7									
Acquired 05/19/14	35,000	106.89 108.08	37,414.16 37,828.00	106.6680	37,333.80	-80.36	212.43	1,662.50	4.45
PEPSICO INC									
SENIOR NOTES									
CALLABLE									
CPN 7.900% DUE 11/01/18									
DTD 10/24/08 FC 05/01/09									
Moody A1 , S&P A-									
CUSIP 713448BJ6									
Acquired 10/23/08 nc	25,000	1.04	26,141.50	121.4710	30,367.75	4,226.25	329.17	1,975.00	6.50



NYPTC SUCCESSOR TRUSTEE JOAN C EDWARDS TR DTD 12/13/1995 AND KNOWN AS THE JOAN C EDWARDS THERESA L HUGHES CHIEF FI DECEMBER 1, 2014 - DECEMBER 31, 2014 ACCOUNT NUMBER. 7364-3710

Fixed Income Securities
Corporate Bonds continued

DESCRIPTION	QUANTITY	ADJ PRICE/ ORIG PRICE	ADJ COST/ ORIG COST	CURRENT PRICE	CURRENT MARKET VALUE	UNREALIZED GAIN/LOSS	ACCRUED INTEREST	ESTIMATED	
								ANNUAL INCOME	ANNUAL YIELD (%)
AMGEN INC SENIOR NOTES CPN 5.700% DUE 02/01/19 DTD 01/16/09 FC 08/01/09 Moody BAA1, S&P A CUSIP 031162AZ3 Acquired 01/10/12 nc	100,000	1.14	114,440.00	112.5610	112,561.00	-1,879.00	2,375.00	5,700.00	5.06
CORNELL UNIVERSITY SR UNSECURED NOTES CPN 5.450% DUE 02/01/19 DTD 04/02/09 FC 08/01/09 Moody AA1, S&P AA CUSIP 219207AB3 Acquired 12/22/09 nc	250,000	1.08	270,535.00	113.4700	283,675.00	13,140.00	5,677.08	13,625.00	4.80
PFIZER INC SR UNSECURED CPN 6.200% DUE 03/15/19 DTD 03/24/09 FC 09/15/09 Moody A1, S&P AA CUSIP 717081DB6 Acquired 03/12/14	200,000	116.63 119.60	233,266.42 239,200.00	117.0440	234,088.00	821.58	3,651.11	12,400.00	5.29
VERIZON COMMUNICATIONS SR UNSECURED CPN 6.350% DUE 04/01/19 DTD 03/27/09 FC 10/01/09 Moody BAA1, S&P BBB+ CUSIP 92343VAV6 Acquired 09/10/13 nc	100,000	1.13	113,676.00	115.6550	115,655.00	1,979.00	1,587.50	6,350.00	5.49
JPMORGAN CHASE & CO NOTE CPN 6.300% DUE 04/23/19 DTD 04/23/09 FC 10/23/09 Moody A3, S&P A CUSIP 46625HHL7 Acquired 09/13/12 nc	200,000	1.22	244,780.00	115.6660	231,332.00	-13,448.00	2,380.00	12,600.00	5.44



NYPTC SUCCESSOR TRUSTEE JOAN C EDWARDS TR DTD 12/13/1995 AND KNOWN AS THE JOAN C EDWARDS THERESA L HUGHES CHIEF FI DECEMBER 1, 2014 - DECEMBER 31, 2014 ACCOUNT NUMBER: 7364-3710

Fixed Income Securities
Corporate Bonds continued

DESCRIPTION	QUANTITY	ADJ PRICE/ ORIG PRICE	ADJ COST/ ORIG COST	CURRENT PRICE	CURRENT MARKET VALUE	UNREALIZED GAIN/LOSS	ACCRUED INTEREST	ESTIMATED	
								ANNUAL INCOME	ANNUAL YIELD (%)
NORFOLK SOUTHERN CORP NOTES CPN 5.900% DUE 06/15/19 DTD 06/01/09 FC 12/15/09 Moody BAA1, S&P BBB+ CUSIP 655844BC1 Acquired 09/10/13 nc	100,000	1.16	116,011.00	114.7590	114,759.00	-1,252.00	262.22	5,900.00	5.14
BANK OF AMERICA CORP MEDIUM TERM NOTE FLTG RATE QTRLY SER L CPN 2.400% DUE 12/16/19 DTD 12/16/09 FC 03/16/10 Moody BAA2, S&P NR CUSIP 06048WAM2 Acquired 03/11/14 nc	46,000	103.50	47,610.00	100.8750	46,402.50	-1,207.50	46.00	1,104.00	2.37
BANK OF AMERICA CORP MEDIUM TERM NOTES FLOAT RATE NOTE CPN 0.000% DUE 02/05/20 DTD 02/05/10 FC 05/05/10 Moody BAA2 CUSIP 06048WAS9 Acquired 03/11/14 nc	85,000	101.65	86,402.50	95.7500	81,387.50	-5,015.00	N/A	N/A	N/A
BANK OF AMERICA CORP MEDIUM TERM FLOAT RATE NOTE CPN 0.000% DUE 03/18/20 DTD 03/18/10 FC 06/18/10 Moody BAA2, S&P NR CUSIP 06048WBC3 Acquired 03/11/14 nc	30,000	101.90	30,570.00	96.2500	28,875.00	-1,695.00	N/A	N/A	N/A



NYPTC SUCCESSOR TRUSTEE JOAN C EDWARDS TR DTD 12/13/1995 AND KNOWN AS THE JOAN C EDWARDS THERESA L HUGHES CHIEF FI DECEMBER 1, 2014 - DECEMBER 31, 2014 ACCOUNT NUMBER: 7364-3710

Fixed Income Securities
Corporate Bonds continued

DESCRIPTION	QUANTITY	ADJ PRICE/ ORIG PRICE	ADJ COST/ ORIG COST	CURRENT PRICE	CURRENT MARKET VALUE	UNREALIZED GAIN/LOSS	ACCRUED INTEREST	ESTIMATED	
								ANNUAL INCOME	ANNUAL YIELD (%)
PETROLOGISTICS LP/FIN SR UNSECURED CPN 6.250% DUE 04/01/20 DTD 10/01/13 FC 04/01/14 CALL 04/01/16 @ 103 125 Moody A3, S&P AA- CUSIP 71672VAB5 Acquired 08/12/14	150,000	109.25 111.09	163,885.65 166,638.38	107.5000	161,250.00	-2,635.65	2,343.75	9,375.00	5.81
BANK OF AMERICA CORP MEDIUM TERM FLOAT RATE NOTE CPN 0.000% DUE 04/23/20 DTD 04/23/10 FC 07/23/10 Moody BAA2 CUSIP 06048WBJ8 Acquired 03/19/14 nc	45,000	101.87	45,843.75	96.0000	43,200.00	-2,643.75	N/A	N/A	N/A
ORACLE CORP SR UNSECURED CPN 3.875% DUE 07/15/20 DTD 07/15/11 FC 01/15/12 Moody A1, S&P A+ CUSIP 68389XAK1 Acquired 06/06/13 nc	100,000	1.10	110,681.00	107.3410	107,341.00	-3,340.00	1,786.81	3,875.00	3.60
GOLDMAN SACHS GRP INC MEDIUM TERM NOTES FIX TO FLOAT BONDS CPN 0.000% DUE 08/26/20 DTD 08/26/10 FC 11/26/10 Moody BAA1, S&P A- CUSIP 38143ULV1 Acquired 12/19/13 nc	15,000	96.75	14,512.50	100.8200	15,123.00	610.50	N/A	N/A	N/A



NYPTC SUCCESSOR TRUSTEE JOAN C EDWARDS TR DTD 12/13/1995 AND KNOWN AS THE JOAN C EDWARDS THERESA L HUGHES CHIEF FI DECEMBER 1, 2014 - DECEMBER 31, 2014 ACCOUNT NUMBER. 7364-3710

Fixed Income Securities
Corporate Bonds continued

DESCRIPTION	QUANTITY	ADJ PRICE/ ORIG PRICE	ADJ COST/ ORIG COST	CURRENT PRICE	CURRENT MARKET VALUE	UNREALIZED GAIN/LOSS	ACCRUED INTEREST	ESTIMATED	
								ANNUAL INCOME	ANNUAL YIELD (%)
AETNA INC SR UNSECURED CPN 3.950% DUE 09/01/20 DTD 08/27/10 FC 03/01/11 Moody BAA2, S&P A CUSIP 00817YAH1 Acquired 01/10/12 nc	100,000	1.04	104,350.00	105.9330	105,933.00	1,583.00	1,316.67	3,950.00	3.72
CLIFFS NATURAL RESOURCES SR UNSECURED CPN 4.800% DUE 10/01/20 DTD 09/20/10 FC 04/01/11 Moody B1, S&P BB- CUSIP 18683KAB7 Acquired 03/05/14	200,000	97.91	195,834.00	54.0000	108,000.00	-87,834.00	2,400.00	9,600.00	8.88
PRUDENTIAL FINANCIAL INC FLTG RT NOTES SERIES C CPN 0.000% DUE 11/02/20 DTD 11/01/05 FC 12/01/05 Moody BAA1, S&P A CUSIP 74432RAB9 Acquired 02/25/14 nc	51,000	105.90	54,009.00	101.2700	51,647.70	-2,361.30	N/A	N/A	N/A
JPMORGAN CHASE & CO MEDIUM TERM NOTES FIX TO FLOAT BONDS CPN 0.000% DUE 02/25/21 DTD 02/25/11 FC 03/25/11 Moody A3, S&P A CUSIP 48125XEHS Acquired 04/29/14 nc Acquired 10/02/14 nc	70,000 100,000 170,000	104.50 105.75 \$105.23	73,156.44 105,750.00 \$178,906.44	100.5400 100.5400	70,378.00 100,540.00 \$170,918.00	-2,778.44 -5,210.00 -\$7,988.44	N/A N/A	N/A N/A	N/A N/A
Total									



NYPTC SUCCESSOR TRUSTEE JOAN C EDWARDS TR DTD 12/13/1995 AND KNOWN AS THE JOAN C EDWARDS THERESA L HUGHES CHIEF FI DECEMBER 1, 2014 - DECEMBER 31, 2014 ACCOUNT NUMBER: 7364-3710

Fixed Income Securities
Corporate Bonds continued

DESCRIPTION	QUANTITY	ADJ PRICE/ ORIG PRICE	ADJ COST/ ORIG COST	CURRENT PRICE	CURRENT MARKET VALUE	UNREALIZED GAIN/LOSS	ACCRUED INTEREST	ESTIMATED	
								ANNUAL INCOME	ANNUAL YIELD (%)
UNITED TECHNOLOGIES CORP GLOBAL NTS/BOOK ENTRY NON CALL LIFE CPN 8.750% DUE 03/01/21 DTD 03/01/91 FC 09/01/91 Moody A2 , S&P A CUSIP 913017AS8 Acquired 06/06/13 nc	100,000	1.40	140,160.00	134.9770	134,977.00	-5,183.00	2,916.67	8,750.00	6.48
JPMORGAN CHASE & CO MEDIUM TERM NOTES FIX-TO-FLOAT CPN 0.000% DUE 03/30/21 DTD 03/30/11 FC 04/30/11 Moody A3 , S&P A CUSIP 48125XKB1 Acquired 12/19/13 nc	50,000	98.00	49,000.00	103.2500	51,625.00	2,625.00	N/A	N/A	N/A
WELLS FARGO & CO FIX TO FLOAT MEDIUM TERM NOTES CPN 0.000% DUE 03/31/21 DTD 03/31/11 FC 04/30/11 Moody A2 , S&P A+ CUSIP 94986RDD0 Acquired 01/17/14 nc	49,000	102.67	50,310.75	101.2500	49,612.50	-698.25	N/A	N/A	N/A
BANK OF AMERICA CORP ACCRU ONLY FIX-TO-FLOAT MEDIUM TERM NOTE CPN 0.000% DUE 04/12/21 DTD 04/12/11 FC 05/12/11 Moody BAA2 , S&P A- CUSIP 06048WFW5 Acquired 04/29/14 nc	100,000	103.05	103,050.00	102.5990	102,599.00	-451.00	N/A	N/A	N/A

NYPTC SUCCESSOR TRUSTEE JOAN C EDWARDS TR DTD 12/13/1995 AND KNOWN AS THE JOAN C EDWARDS THERESA L HUGHES CHIEF FI DECEMBER 1, 2014 - DECEMBER 31, 2014 ACCOUNT NUMBER. 7364-3710



Fixed Income Securities
Corporate Bonds continued

DESCRIPTION	QUANTITY	ADJ PRICE/ ORIG PRICE	ADJ COST/ ORIG COST	CURRENT PRICE	CURRENT MARKET VALUE	UNREALIZED GAIN/LOSS	ACCRUED INTEREST	ESTIMATED	
								ANNUAL INCOME	ANNUAL YIELD (%)
GOOGLE INC SR UNSECURED CPN 3.625% DUE 05/19/21 DTD 05/19/11 FC 11/19/11 Moody AA2, S&P AA CUSIP 38259PAB8 Acquired 02/20/13 nc	100,000	1.10	110,326.00	107.5800	107,580.00	-2,746.00	422.92	3,625.00	3.36
JPMORGAN CHASE & CO FIXED TO FLOAT MEDIUM TERM NOTE CPN 0.000% DUE 05/31/21 DTD 05/31/11 FC 06/30/11 Moody A3, S&P A CUSIP 48125XRR9 Acquired 12/19/13 nc	30,000	99.00	29,700.00	100.4500	30,135.00	435.00	N/A	N/A	N/A
HSBC USA INC FLTG RATE SR UNSECURED CPN 1.350% DUE 04/04/23 DTD 04/04/13 FC 07/04/13 Moody A2, S&P A+ CUSIP 40432XD57 Acquired 05/19/14 nc	50,000	97.50	48,750.00	96.1410	48,070.50	-679.50	N/A	675.00	1.40
BANK OF AMERICA CORP FIXED TO FLOAT BONDS CPN 0.000% DUE 08/15/23 DTD 08/15/11 FC 09/15/11 Moody BAA2 CUSIP 06048WHA1 Acquired 10/02/14 nc	90,000	102.75	92,475.00	95.6250	86,062.50	-6,412.50	N/A	N/A	N/A
CITIGROUP INC FLTG RT MEDIUM TERM NOTE CPN 0.000% DUE 02/27/24 DTD 02/27/14 FC 05/27/14 Moody BAA2, S&P A- CUSIP 1730T0K32 Acquired 02/24/14 nc	365,000	99.80	364,270.00	94.5350	345,052.75	-19,217.25	N/A	N/A	N/A



NYPTC SUCCESSOR TRUSTEE JOAN C EDWARDS TR DTD 12/13/1995 AND KNOWN AS THE JOAN C EDWARDS THERESA L HUGHES CHIEF FI DECEMBER 1, 2014 - DECEMBER 31, 2014 ACCOUNT NUMBER: 7364-3710

Fixed Income Securities
Corporate Bonds continued

DESCRIPTION	QUANTITY	ADJ PRICE/ ORIG PRICE	ADJ COST/ ORIG COST	CURRENT PRICE	CURRENT MARKET VALUE	UNREALIZED GAIN/LOSS	ACCRUED INTEREST	ESTIMATED	
								ANNUAL INCOME	ANNUAL YIELD (%)
GE CAPITAL INTERNOTES FLOATING RATE NOTE CPN 0.000% DUE 05/13/24 DTD 09/24/04 FC 01/18/05 Moody A1, S&P AA+ CUSIP 36962GL36 Acquired 04/29/14 nc	50,000	94.75	47,375.00	93.7100	46,855.00	-520.00	N/A	N/A	N/A
ENERGY MISSISSIPPI INC 1ST MORTGAGE SECURED CALLABLE CPN 3.750% DUE 07/01/24 DTD 03/21/14 FC 07/01/14 CALL 04/01/24 @ 100.000 Moody A3, S&P A- CUSIP 29364NAS7 Acquired 03/18/14	250,000	100.43 100.47	251,096.65 251,182.25	104.1270	260,317.50	9,220.85	4,687.50	9,375.00	3.60
CLEVELAND THERMAL LLC 1ST MORTGAGE CALLABLE SERIES A1 CPN 7.750% DUE 11/01/25 DTD 11/29/12 FC 05/01/13 CALL 11/01/18 @ 103.000 CUSIP 186639AB6 Acquired 05/23/14	15,000	99.75	14,962.50	98.2140	14,732.10	-230.40	193.75	1,162.50	7.89
FIRST HAWAIIAN CAP I CAP SECS SERIES B CALLABLE CPN 8.343% DUE 07/01/27 DTD 06/30/97 FC 01/01/98 Moody BAA2, S&P BBB- CUSIP 32050QAC8 Acquired 02/13/14	388,000	101.25 102.12	392,857.76 396,245.00	101.2750	392,947.00	89.24	16,185.42	32,370.84	8.23



NYPTC SUCCESSOR TRUSTEE JOAN C EDWARDS TR DTD 12/13/1995 AND KNOWN AS THE JOAN C EDWARDS THERESA L HUGHES CHIEF FI DECEMBER 1, 2014 - DECEMBER 31, 2014 ACCOUNT NUMBER: 7364-3710

Fixed Income Securities
Corporate Bonds continued

DESCRIPTION	QUANTITY	ADJ PRICE/ ORIG PRICE	ADJ COST/ ORIG COST	CURRENT PRICE	CURRENT MARKET VALUE	UNREALIZED GAIN/LOSS	ACCRUED INTEREST	ESTIMATED	
								ANNUAL INCOME	ANNUAL YIELD (%)
CLEVELAND THERMAL LLC 1ST MTG CALLABLE CPN 8.000% DUE 11/01/28 DTD 11/29/12 FC 05/01/13 CALL 11/01/18 @ 103.000 CUSIP 186639AD2 Acquired 08/26/14	40,000	100.00	40,000.00	99.1150	39,646.00	-354.00	533.33	3,200.00	8.07
Total Corporate Bonds	7,010,000		\$7,515,272.39 \$7,529,953.13		\$7,332,984.34	-\$207,331.30	\$87,491.72	\$273,926.69	3.74

^ Denotes bonds with a maturity date in the next 60 days. Please contact us for further investment opportunities or any assistance
 ## Cost information for one or more securities is not available. If you have cost information and would like to see it on future statements, contact Your Financial Advisor
 nc Cost information for this tax lot is not covered by IRS reporting requirements. Unless indicated, cost for all other lots will be reported to the IRS

Government Bonds

DESCRIPTION	QUANTITY	ADJ PRICE/ ORIG PRICE	ADJ COST/ ORIG COST	CURRENT PRICE	CURRENT MARKET VALUE	UNREALIZED GAIN/LOSS	ACCRUED INTEREST	ESTIMATED	
								ANNUAL INCOME	ANNUAL YIELD (%)
FEDERAL FARM CREDIT BANK ^ BONDS CPN 3.980% DUE 01/22/15 DTD 01/22/08 FC 07/22/08 Moody AAA, S&P AA+ REMAIN BAL 25,000.00 DEC FACTOR 1.00000000 CUSIP 31331TYPE4 Acquired 09/03/08 nc	25,000	0.98	24,654.00	100.2040	25,051.00	397.00	439.46	995.00	3.97
Total Government Bonds	25,000		\$24,654.00		\$25,051.00	\$397.00	\$439.46	\$995.00	3.97

^ Denotes bonds with a maturity date in the next 60 days. Please contact us for further investment opportunities or any assistance
 nc Cost information for this tax lot is not covered by IRS reporting requirements. Unless indicated, cost for all other lots will be reported to the IRS



NYPTC SUCCESSOR TRUSTEE JOAN C EDWARDS TR DTD 12/13/1995 AND KNOWN AS THE JOAN C EDWARDS THERESA L HUGHES CHIEF FI DECEMBER 1, 2014 - DECEMBER 31, 2014 ACCOUNT NUMBER. 7364-3710

Fixed Income Securities

Municipal Bonds

DESCRIPTION	QUANTITY	ADJ PRICE/ ORIG PRICE	ADJ COST/ ORIG COST	CURRENT PRICE	CURRENT MARKET VALUE	UNREALIZED GAIN/LOSS	ESTIMATED		
							ACCRUED INTEREST	ANNUAL INCOME	ANNUAL YIELD (%)
CLARKSTON MI CMNTY SCHS REF G/O UNLTD B/E MBIA CPN 5.000% DUE 05/01/15 DTD 03/22/06 FC 11/01/06 Moody AA2, S&P AA- CUSIP 182252SB3 Acquired 11/19/14	5,000	101.35 101.76	5,067.61 5,088.45	101.5530	5,077.65	10.04	41.67	250.00	4.92
WATERFORD MI SCH DIST G/O UNLTD B/E CPN 2.000% DUE 05/01/18 DTD 09/01/13 FC 11/01/13 S&P AA- CUSIP 941468TD2 Acquired 09/30/14	10,000	103.00 103.21	10,300.31 10,321.90	102.6400	10,264.00	-36.31	33.33	200.00	1.94
YPSILANTI MI SCH DIST RFDG G/O UNLTD B/E ASSURED GUAR OID B/Q CPN 4.000% DUE 05/01/19 DTD 09/29/09 FC 11/01/09 CALL 05/01/18 @ 100.000 Moody NR, S&P AA CUSIP 987864MP7 Acquired 05/06/14	25,000	107.92 109.41	26,981.98 27,353.75	107.6700	26,917.50	-64.48	166.67	1,000.00	3.71
LIVERPOOL NY CENT SCH DIST RFDG G/O UNLTD B/E CPN 3.000% DUE 06/01/19 DTD 06/01/13 FC 12/01/13 Moody AA3, S&P AA- CUSIP 538361QZ2 Acquired 03/12/14	25,000	106.60 107.74	26,651.86 26,935.75	106.0920	26,523.00	-128.86	62.50	750.00	2.82



NYPTC SUCCESSOR TRUSTEE JOAN C EDWARDS TR DTD 12/13/1995 AND KNOWN AS THE JOAN C EDWARDS THERESA L HUGHES CHIEF FI DECEMBER 1, 2014 - DECEMBER 31, 2014 ACCOUNT NUMBER. 7364-3710

Fixed Income Securities
Municipal Bonds continued

DESCRIPTION	QUANTITY	ADJ PRICE/ ORIG PRICE	ADJ COST/ ORIG COST	CURRENT PRICE	CURRENT MARKET VALUE	UNREALIZED GAIN/LOSS	ACCRUED INTEREST	ESTIMATED	
								ANNUAL INCOME	ANNUAL YIELD (%)
FENTON CHARTER TWP MI G/O LTD B/E OID MBIA CPN 4.500% DUE 09/01/25 DTD 07/01/07 FC 03/01/08 CALL 09/01/16 @ 100 000 Moody AA3, S&P NR CUSIP 314536BQ5 Acquired 12/03/14	15,000	106.78 107.04	16,018.31 16,057.20	105.8950	15,884.25	-134.06	225.00	675.00	4.24
Total Municipal Bonds	80,000		\$85,020.07 \$85,757.05		\$84,666.40	-\$353.67	\$529.17	\$2,875.00	3.40

Taxable Municipal Bonds

DESCRIPTION	QUANTITY	ADJ PRICE/ ORIG PRICE	ADJ COST/ ORIG COST	CURRENT PRICE	CURRENT MARKET VALUE	UNREALIZED GAIN/LOSS	ACCRUED INTEREST	ESTIMATED	
								ANNUAL INCOME	ANNUAL YIELD (%)
VAN BUREN MI PUB SCHS BLDG&SITE BUILD AMER BDS DIRECT PMT G/O UNLTD B/E CPN 4.260% DUE 05/01/15 DTD 05/28/09 FC 11/01/09 Moody AA2, S&P AA- CUSIP 920729GS3 Acquired 02/11/14 nc	25,000	101.10 104.00	25,275.60 26,000.00	101.3170	25,329.25	53.65	177.50	1,065.00	4.20
HOLLYWOOD FL W&S REV IMPT SER B BUILD AMER BDS DRCT PMT B/E TAXABLE CPN 4.687% DUE 10/01/15 DTD 01/27/10 FC 04/01/10 Moody AA2, S&P NR CUSIP 436212DX9 Acquired 02/11/10 nc	100,000	1.04	104,293.00	103.3300	103,330.00	-963.00	1,171.75	4,687.00	4.53



NYPTC SUCCESSOR TRUSTEE JOAN C EDWARDS TR DTD 12/13/1995 AND KNOWN AS THE JOAN C EDWARDS THERESA L HUGHES CHIEF FI DECEMBER 1, 2014 - DECEMBER 31, 2014 ACCOUNT NUMBER. 7364-3710

Fixed Income Securities
Taxable Municipal Bonds continued

DESCRIPTION	QUANTITY	ADJ PRICE/ ORIG PRICE	ADJ COST/ ORIG COST	CURRENT PRICE	CURRENT MARKET VALUE	UNREALIZED GAIN/LOSS	ACCRUED INTEREST	ESTIMATED	
								ANNUAL INCOME	ANNUAL YIELD (%)
GRAPEVINE 4B ECON DEV CORP TX SALES TAX REV TXBL BIE TXBL CPN 2.540% DUE 02/15/18 DTD 01/15/14 FC 08/15/14 CALL 02/15/17 @ 100.000 Moody A1 CUSIP 38860AAD8 Acquired 03/19/14	150,000	101.53 102.07	152,300.61 153,112.50	102.2640	153,396.00	1,095.39	1,439.33	3,810.00	2.48
KALKASKA MI PUB SCHS TXBL SCH BLDG & SITE SER A G/O UNLTD BIE TXBL CPN 5.250% DUE 05/01/18 DTD 06/15/10 FC 11/01/10 S&P A+ CUSIP 483427FM7 Acquired 03/10/14	15,000	108.42 110.35	16,263.39 16,553.55	104.2620	15,639.30	-624.09	131.25	787.50	5.03
SAN LUIS AZ FAC DEV CORP REV RFDG TXBL SR LIEN SAN LUIS BIE TXBL CPN 5.100% DUE 05/01/18 DTD 04/30/14 FC 11/01/14 CALL 05/01/15 @ 102.000 S&P BBB CUSIP 79854SAL3 Acquired 04/04/14	175,000	100.78 101.00	176,380.38 176,750.00	102.4440	179,277.00	2,896.62	1,487.50	8,925.00	4.97
MONTGOMERY CNTY VA ECON DEV AUTH REV TXBL VA TECH FNDTN SER B BIE CPN 2.050% DUE 06/01/18 DTD 10/30/13 FC 12/01/13 Moody AA2, S&P AA- CUSIP 613741EV5 Acquired 03/12/14	200,000	101.71 102.10	203,435.48 204,202.00	100.9790	201,958.00	-1,477.48	341.67	4,100.00	2.03



NYPTC SUCCESSOR TRUSTEE JOAN C EDWARDS TR DTD 12/13/1995 AND KNOWN AS THE JOAN C EDWARDS THERESA L HUGHES CHIEF FI DECEMBER 1, 2014 - DECEMBER 31, 2014 ACCOUNT NUMBER: 7364-3710

Fixed Income Securities
Taxable Municipal Bonds continued

DESCRIPTION	QUANTITY	ADJ PRICE/ ORIG PRICE	ADJ COST/ ORIG COST	CURRENT PRICE	CURRENT MARKET VALUE	UNREALIZED GAIN/LOSS	ACCRUED INTEREST	ESTIMATED	
								ANNUAL INCOME	ANNUAL YIELD (%)
NEW YORK ST SER C-BABS DIRECT PAYMENT TAXABLE B/E G/O B/E CPN 4.290% DUE 03/01/19 DTD 03/10/10 FC 09/01/10 Moody AA1, S&P AA+ CUSIP 649791CJ7 Acquired 01/10/12 nc	100,000	1.08	108,701.00	109.4870	109,487.00	786.00	1,430.00	4,290.00	3.91
CINCINNATI OH ECON DEV REV RFDG TXBL CONVERGYS SER A B/E TXBL CPN 2.200% DUE 11/01/19 DTD 06/07/12 FC 11/01/12 Moody AA3, S&P A+ CUSIP 172254FR0 Acquired 04/29/14	255,000	97.71	249,165.60	99.9960	254,989.80	5,824.20	935.00	5,610.00	2.20
OHIO ST WTR DEV AUTH REV TXBL CMNTY ASSISTANCE B BUILD AMER BD DIRECT PAY CPN 4.650% DUE 12/01/19 DTD 07/13/10 FC 12/01/10 Moody AA1 CUSIP 677659S88 Acquired 07/12/10 nc	105,000	1.01	106,735.65	109.7000	115,185.00	8,449.35	406.88	4,882.50	4.23
NEW YORK NY TAXABLE SER D 1 BUILD AMER BDS G/O TXBL CPN 4.749% DUE 12/01/19 DTD 12/17/09 FC 06/01/10 Moody AA2, S&P AA CUSIP 64966HTQ3 Acquired 12/22/09 nc	200,000	1.00	201,314.00	110.8220	221,644.00	20,330.00	791.50	9,498.00	4.28



NYPTC SUCCESSOR TRUSTEE JOAN C EDWARDS TR DTD 12/13/1995 AND KNOWN AS THE JOAN C EDWARDS THERESA L HUGHES CHIEF FI DECEMBER 1, 2014 - DECEMBER 31, 2014 ACCOUNT NUMBER: 7364-3710

Fixed Income Securities
Taxable Municipal Bonds continued

DESCRIPTION	QUANTITY	ADJ PRICE/ ORIG PRICE	ADJ COST/ ORIG COST	CURRENT PRICE	CURRENT MARKET VALUE	UNREALIZED GAIN/LOSS	ACCRUED INTEREST	ESTIMATED	
								ANNUAL INCOME	ANNUAL YIELD (%)
METROPOLITAN COUNCIL MN MINNEAPLS ST PAL MET AREA WST WTR B BABS DB TXBL CPN 4 500% DUE 02/01/20 DTD 02/22/10 FC 08/01/10 Moody AAA , S&P AAA CUSIP 591852PH5 Acquired 02/23/10 nc	100,000	1.01	101,915.00	108.4240	108,424.00	6,509.00	1,875.00	4,500.00	4.15
MAINE MUN BD BK RFDG TXBL SER G G/O B/E CPN 2 250% DUE 11/01/20 DTD 12/11/12 FC 05/01/13 Moody AA2 , S&P AA+ CUSIP 56045RKH1 Acquired 03/12/14	100,000	99.00	99,000.00	99.1230	99,123.00	123.00	375.00	2,250.00	2.26
WESTMINSTER CO WTR & WASTEWTR UTILENT REV BABS DRCT PAY TXBL CPN 4 814% DUE 12/01/21 DTD 05/25/10 FC 12/01/10 CALL 12/01/20 @ 100 000 Moody NR , S&P AA CUSIP 960686BJ1 Acquired 07/21/10 nc	200,000	102.25 1.03	204,506.16 207,198.00	106.3780	212,756.00	8,249.84	802.33	9,628.00	4.52
UTAH ST TAXABLE SER D BUILD AMER G/O TXBL CPN 4 554% DUE 07/01/24 DTD 09/29/09 FC 01/01/10 Moody AAA , S&P AAA CUSIP 917542QR6 Acquired 03/18/14 nc	250,000	110.58 111.30	276,453.36 278,270.00	112.4310	281,077.50	4,624.14	5,692.50	11,385.00	4.05

NYPTC SUCCESSOR TRUSTEE JOAN C EDWARDS TR DTD 12/13/1995 AND KNOWN AS THE JOAN C EDWARDS THERESA L HUGHES CHIEF FI DECEMBER 1, 2014 - DECEMBER 31, 2014 ACCOUNT NUMBER: 7364-3710



Fixed Income Securities
Taxable Municipal Bonds continued

DESCRIPTION	QUANTITY	ADJ PRICE/ ORIG PRICE	ADJ COST/ ORIG COST	CURRENT PRICE	CURRENT MARKET VALUE	UNREALIZED GAIN/LOSS	ACCRUED INTEREST	ESTIMATED	
								ANNUAL INCOME	ANNUAL YIELD (%)
WESTERN MI UNIV REVS BI FGIC TXBL CPN 5.250% DUE 11/15/24 DTD 01/27/05 FC 05/15/05 Moody A1, S&P NR CUSIP 958638QK7 Acquired 03/11/14	105,000	104.52 104.80	109,749.48 110,040.00	102.1460	107,253.30	-2,496.18	704.38	5,512.50	5.13
LAPAZ CNTY AZ IDA IDR RFDG TXBL SR LIEN IMPERL REGL DTNTN FAC PJ B/E CPN 6.350% DUE 12/01/25 DTD 12/03/14 FC 06/01/15 CALL 12/01/19 @ 102.000 S&P BBB CUSIP 50375EAY7 Acquired 12/16/14	200,000	104.85	209,702.008	104.0140	208,028.00	-1,674.00	987.78	12,700.00	6.10
FAIRFAX CNTY VA ECON DEV AUTH FAC REV TXBL CNTY FACS PROJ SER B B/E TXBL CPN 3.830% DUE 10/01/26 DTD 06/26/14 FC 10/01/14 CALL 10/01/24 @ 100.000 Moody AA1, S&P AA+ CUSIP 30382LCW6 Acquired 08/08/14	100,000	101.87 101.93	101,876.88 101,935.00	105.4950	105,495.00	3,618.12	957.50	3,830.00	3.63
Total Taxable Municipal Bonds	2,380,000		\$2,447,067.59 \$2,454,887.30		\$2,502,392.15	\$55,324.56	\$19,706.87	\$97,460.50	3.89

& Insufficient data available for accurate cost or other basis adjustment
nc Cost information for this tax lot is not covered by IRS reporting requirements Unless indicated, cost for all other lots will be reported to the IRS



NYPTC SUCCESSOR TRUSTEE JOAN C EDWARDS TR DTD 12/13/1995 AND KNOWN AS THE JOAN C EDWARDS THERESA L HUGHES CHIEF FI DECEMBER 1, 2014 - DECEMBER 31, 2014 ACCOUNT NUMBER: 7364-3710

Fixed Income Securities

Foreign Bonds

Foreign Fixed Income securities may be denominated in currencies other than US dollars. If you own securities denominated in a foreign currency, the figures displayed for "Estimated Accrued Interest" and "Estimated Annual Income" below are in the foreign currency, not US dollars. As a result, the figures shown in "Estimated Annual Yield" are not accurate for bonds denominated in foreign currency. Please contact Your Financial Advisor if you own a Foreign Fixed Income security that is denominated in other than US dollars and have additional questions.

DESCRIPTION	QUANTITY	ADJ PRICE/ ORIG PRICE	ADJ COST/ ORIG COST	CURRENT PRICE	CURRENT MARKET VALUE	UNREALIZED GAIN/LOSS	ACCRUED INTEREST	ESTIMATED	
								ANNUAL INCOME	ANNUAL YIELD (%)
BARCLAYS BANK PLC MEDIUM TERM NOTE FIX TO FLOAT BONDS CPN 1.500% DUE 09/17/15 DTD 09/17/10 FC 12/17/10 Moody A2, S&P NR CUSIP 06740PMS2 Acquired 02/07/14 nc	165,000	100.60	165,990.00	99.7890	164,651.85	-1,338.15	N/A	2,475.00	1.50
BARCLAYS BANK PLC MEDIUM TERM NOTES CPN 2.500% DUE 11/16/15 DTD 11/16/11 FC 02/16/12 Moody A2, S&P A CUSIP 06738KYU9 Acquired 09/05/14 nc	150,000	101.85	152,775.00	100.5480	150,822.00	-1,953.00	N/A	3,750.00	2.48
VALE OVERSEAS LIMITED GLOBAL BONDS CPN 6.250% DUE 01/11/16 DTD 01/10/06 FC 07/11/06 Moody BAA2, S&P A- CUSIP 91911TAF0 Acquired 11/30/11 nc	150,000	1.10	166,309.95	103.6450	155,467.50	-10,842.45	4,427.08	9,375.00	6.03
BHP BILLITON FINANCE GUARANTEED SENIOR NOTES CPN 5.400% DUE 03/29/17 DTD 03/29/07 FC 09/29/07 Moody A1, S&P A+ CUSIP 055451AF5 Acquired 10/22/10 nc	95,000	1.14	108,864.30	107.4600	102,087.00	-6,777.30	1,311.00	5,130.00	5.02

NYPTC SUCCESSOR TRUSTEE JOAN C EDWARDS AND KNOWN AS THE JOAN

DECEMBER 1, 2014 - DECEMBER 31, 2014
ACCOUNT NUMBER: 8194-8528



Stocks, options & ETFs
Stocks and ETFs continued

DESCRIPTION	QUANTITY	ADJ PRICE/ ORIG PRICE	ADJ COST/ ORIG COST	CURRENT PRICE	CURRENT MARKET VALUE	UNREALIZED GAIN/LOSS	ESTIMATED		
							ANNUAL INCOME	ANNUAL YIELD (%)	
Acquired 10/10/14	45	138.94	6,252.46		7,168.05	915.59			
Acquired 10/22/14	20	142.61	2,852.22		3,185.80	333.58			
Total	292	\$124.30	\$36,296.89	159.2900	\$46,512.68	\$10,215.79	\$922.72	1.98	
APPLE INC AAPL	1,472	82.27**	121,106.54	110.3800	162,479.36	41,372.82	2,767.36	1.70	
APPLIED MATERIALS INC									
AMAT									
Acquired 09/26/13	565	17.79	10,056.43		14,079.80	4,023.37			
Acquired 09/27/13	524	17.69	9,271.81		13,058.08	3,786.27			
Acquired 10/09/14	396	20.89	8,275.45		9,868.32	1,592.87			
Total	1,485	\$18.59	\$27,603.69	24.9200	\$37,006.20	\$9,402.51	\$594.00	1.61	
ARCHER-DANIELS-MIDLND CO									
ADM									
Acquired 07/05/12	3,111	28.48	88,618.38	52.0000	161,772.00	73,153.62	2,986.56	1.84	
ARM HOLDINGS PLC									
SPONSORED ADR									
ARMH									
Acquired 07/16/13	83	41.40	3,436.20		3,842.90	406.70			
Acquired 07/23/13	219	41.56	9,102.04		10,139.70	1,037.66			
Acquired 07/24/13	155	39.49	6,122.44		7,176.50	1,054.06			
Acquired 11/18/13	161	46.13	7,427.73		7,454.30	26.57			
Acquired 05/27/14	114	46.63	5,316.88		5,278.20	-38.68			
Total	732	\$42.90	\$31,405.29	46.3000	\$33,891.60	\$2,486.31	\$196.17	0.58	
ARTISAN PARTNERS ASSET MANAGEMENT INC-CLASS A									
APAM									
Acquired 10/10/14	1,078	48.28	52,046.27	50.5300	54,471.34	2,425.07	2,371.60	4.35	
AT & T INC									
AT									
Acquired 07/05/12	2,704	35.83	96,899.19	33.5900	90,827.36	-6,071.83	5,083.52	5.59	
AXA-ADR AXAHY	1,282	17.55**	22,507.68	22.8900	29,344.98	6,837.30	N/A	N/A	
BADGER METER INC									
BMI									
Acquired 09/19/11	386	34.22	13,210.54		22,909.10	9,698.56			
Acquired 10/15/12	668	36.93	24,673.11		39,645.80	14,972.69			

NYPTC SUCCESSOR TRUSTEE JOAN C EDWARDS AND KNOWN AS THE JOAN

DECEMBER 1, 2014 - DECEMBER 31, 2014
ACCOUNT NUMBER. 8194-8528

McDonald Partners
Proven Principled Progress

Stocks, options & ETFs
Stocks and ETFs continued

DESCRIPTION	QUANTITY	ADJ PRICE/ ORIG PRICE	ADJ COST/ ORIG COST	CURRENT PRICE	CURRENT MARKET VALUE	UNREALIZED GAIN/LOSS	ESTIMATED	
							ANNUAL INCOME	ANNUAL YIELD (%)
Total	1,054	\$35.94	\$37,883.65	59.3500	\$62,554.90	\$24,671.25	\$801.04	1.28
BAIDU INC ADR								
BIDU								
Acquired 12/02/13	19	165.85	3,151.31		4,331.43	1,180.12		
Acquired 04/02/14	61	161.51	9,852.62		13,906.17	4,053.55		
Acquired 04/28/14	69	151.07	10,424.19		15,729.93	5,305.74		
Acquired 07/25/14	71	219.14	15,559.35		16,185.87	626.52		
Total	220	\$177.22	\$38,987.47	227.9700	\$50,153.40	\$11,165.93	N/A	N/A
BALCHEM CORP CLASS B								
BCPC								
Acquired 10/21/09 nc	612	19.55	11,967.77	66.6400	40,783.68	28,815.91	183.60	0.45
BANCOLOMBIA SA SPONSORED ADR REPSTG 4 PREF SHS CIB	345	53.05**	18,304.72	47.8800	16,518.60	-1,786.12	522.67	3.16
BANK NEW YORK MELLON CORP								
BK								
Acquired 03/31/10 nc	299	30.87	9,230.13		12,130.43	2,900.30		
Acquired 11/16/11	1,481	20.09	29,753.29		60,084.17	30,330.88		
Acquired 07/05/12	2,211	22.09	48,853.15		89,700.27	40,847.12		
Total	3,991	\$22.01	\$87,836.57	40.5700	\$161,914.87	\$74,078.30	\$2,713.88	1.68
BANK OF HAWAII CORP								
BOH								
Acquired 05/15/14	385	54.14	20,847.44		22,834.35	1,986.91		
Acquired 08/04/14	717	56.89	40,795.15		42,525.27	1,730.12		
Total	1,102	\$55.94	\$61,642.59	59.3100	\$65,359.62	\$3,717.03	\$1,983.60	3.03
BARCLAYS PLC ADR								
BCS								
Acquired 07/05/12	897	13.91**	12,480.49	15.0100	13,463.97	983.48	373.15	2.77
BASF SE SPONSORED ADR m								
BASFY								
Acquired 07/05/12	475	70.87**	33,664.37	83.3900	39,610.25	5,945.88	1,291.52	3.26
BAXTER INTERNATIONAL INC								
BAX								
Acquired 07/05/12	1,630	54.24	88,422.16	73.2900	119,462.70	31,040.54	3,390.40	2.83
BAYER AG SPONSORED ADR								
BAYRY								
Acquired 07/05/12	75	107.75**	8,081.31	136.8400	10,263.00	2,181.69	158.32	1.54

NYPTC SUCCESSOR TRUSTEE JOAN C EDWARDS AND KNOWN AS THE JOAN

DECEMBER 1, 2014 - DECEMBER 31, 2014
ACCOUNT NUMBER: 8194-8528



Stocks, options & ETFs
Stocks and ETFs continued

DESCRIPTION	QUANTITY	ADJ PRICE/ ORIG PRICE	ADJ COST/ ORIG COST	CURRENT PRICE	MARKET VALUE	UNREALIZED GAIN/LOSS	ESTIMATED	
							ANNUAL INCOME	ANNUAL YIELD (%)
BB&T CORP								
BBT								
Acquired 04/02/14	3,384	40.73	137,842.83	38.8900	131,603.76	-6,239.07	3,248.64	2.46
BHP BILLITON LTD m								
SPON ADR	1,533	63.25**	96,965.77	47.3200	72,541.56	-24,424.21	3,709.86	5.11
BHP								
BIOGEN IDEC INC								
BIIB	172	262.02**	45,068.17	339.4500	58,385.40	13,317.23	N/A	N/A
BLACKROCK INC								
BLK								
Acquired 05/23/13	14	283.25	3,965.50		5,005.84	1,040.34		
Acquired 06/10/13	29	281.52	8,164.13		10,369.24	2,205.11		
Acquired 07/10/13	65	264.12	17,168.17		23,241.40	6,073.23		
Total	108	\$271.28	\$29,297.80	357.5600	\$38,616.48	\$9,318.68	\$833.76	2.16
BNP PARIBAS ADR								
BNPQY								
Acquired 02/25/13	119	27.72	3,299.65		3,496.22	196.57		
Acquired 04/04/13	18	25.65	461.70		528.84	67.14		
Acquired 08/14/13	5	33.32	166.93		146.90	-20.03		
Acquired 11/15/13	200	36.90	7,395.60		5,876.00	-1,519.60		
Acquired 03/18/14	7	40.27	282.45		205.66	-76.79		
Acquired 07/02/14	74	34.86	2,585.50		2,174.12	-411.38		
Total	423	\$33.55	\$14,191.83	29.3800	\$12,427.74	-\$1,764.09	\$302.44	2.43
BRITISH AMERN TOB PLC m								
SPON ADR	332	99.85**	33,152.67	107.8200	35,796.24	2,643.57	1,600.24	4.47
BTI								
BROADCOM CORP								
CL A								
BRCM								
Acquired 07/18/13	3,624	33.31	120,715.79	43.3300	157,027.92	36,312.13	1,739.52	1.10
		33.53	121,513.07					
BROOKFIELD ASSET MANGMNT								
CLASS A								
BAM								
Acquired 10/23/09 nc	237	22.86	5,419.94		11,880.81	6,460.87		
Acquired 08/07/13	10	36.74	367.45		501.30	133.85		
Total	247	\$23.43	\$5,787.39	50.1300	\$12,382.11	\$6,594.72	\$158.08	1.28




McDonald Partners
Proven Principled Progress

NYPTC SUCCESSOR TRUSTEE JOAN C EDWARDS AND KNOWN AS THE JOAN

DECEMBER 1, 2014 - DECEMBER 31, 2014
ACCOUNT NUMBER: 8194-8528

Stocks, options & ETFs
Stocks and ETFs continued

DESCRIPTION	QUANTITY	ADJ PRICE/ ORIG PRICE	ADJ COST/ ORIG COST	CURRENT PRICE	CURRENT MARKET VALUE	UNREALIZED GAIN/LOSS	ESTIMATED	
							ANNUAL INCOME	ANNUAL YIELD (%)
CABOT MICROELECTRONICS CORPORATION								
CCMP								
Acquired 08/29/12	1,071	32.97	35,320.50		50,679.72	15,359.22		
Acquired 03/22/13	53	33.94	1,799.06		2,507.96	708.90		
Acquired 03/25/13	132	34.63	4,571.41		6,246.24	1,674.83		
Total	1,256	\$33.19	\$41,690.97	47.3200	\$59,433.92	\$17,742.95	N/A	N/A
CANADIAN NATLRY CO								
GNI								
Acquired 10/23/09 nc	264	25.31	6,683.02		18,192.24	11,509.22		
Acquired 12/14/10 nc	80	33.50	2,680.39		5,512.80	2,832.41		
Acquired 08/07/13	304	49.21	14,961.21		20,948.64	5,987.43		
Total	648	\$37.54	\$24,324.62	68.9100	\$44,653.68	\$20,329.06	\$558.12	1.25
CANADIAN NATURAL RESOURCES LTD								
CNQ								
	1,957	30.88**	60,444.01	30.8800	60,432.16	-11.85	1,516.87	2.51
CANADIAN PACIFIC RAILWAY								
LTD								
CP								
Acquired 05/13/10 nc	176	60.00	10,561.32		33,913.44	23,352.12		
Acquired 12/15/10 nc	40	64.91	2,596.74		7,707.60	5,110.86		
Acquired 10/30/13	84	144.96	12,176.88		16,185.96	4,009.08		
Total	300	\$84.45	\$25,334.94	192.6900	\$57,807.00	\$32,472.06	\$361.74	0.63
CARDINAL HEALTH INC								
CAH								
Acquired 07/05/12	2,328	42.82	99,697.76	80.7300	187,939.44	88,241.68	3,189.36	1.69
CARREFOUR SA SPONS ADR								
CRRFY								
Acquired 08/23/13	1,313	6.43	8,462.37		7,904.26	-558.11		
Acquired 11/15/13	44	7.32	322.80		264.88	-57.92		
Acquired 01/29/14	215	7.01	1,510.16		1,294.30	-215.86		
Acquired 03/18/14	110	7.60	837.67		662.20	-175.47		
Acquired 09/17/14	667	6.70	4,483.45		4,015.34	-468.11		
Acquired 12/16/14	99	5.65	560.47		595.98	35.51		
Total	2,448	\$6.61	\$16,176.92	6.0200	\$14,736.96	-\$1,439.96	\$298.65	2.03



McDonald Partners
Proven Principled Progress

NYPTC SUCCESSOR TRUSTEE JOAN C EDWARDS AND KNOWN AS THE JOAN

DECEMBER 1, 2014 - DECEMBER 31, 2014
ACCOUNT NUMBER. 8194-8528

Stocks, options & ETFs
Stocks and ETFs continued

DESCRIPTION	QUANTITY	ADJ PRICE/ ORIG PRICE	ADJ COST/ ORIG COST	CURRENT PRICE	CURRENT MARKET VALUE	UNREALIZED GAIN/LOSS	ESTIMATED	
							ANNUAL INCOME	ANNUAL YIELD (%)
CELGENE CORP CELG	727	56.17**	40,837.42	111.8600	81,322.22	40,484.80	N/A	N/A
CERNER CORP								
Acquired 07/27/12	98	36.74	3,600.78		6,336.68	2,735.90		
Acquired 08/16/12	330	36.75	12,127.50		21,337.80	9,210.30		
Acquired 11/27/13	141	57.57	8,117.73		9,117.06	999.33		
Total	569	\$41.91	\$23,846.01	64.6600	\$36,791.54	\$12,945.53	N/A	N/A
CHEESECAKE FACTORY INC								
CAKE								
Acquired 07/02/14	441	46.57	20,538.95		22,186.71	1,647.76		
Acquired 07/14/14	488	45.84	22,374.31		24,551.28	2,176.97		
Acquired 10/08/14	616	45.29	27,902.71		30,990.96	3,088.25		
Total	1,545	\$45.84	\$70,815.97	50.3100	\$77,728.95	\$6,912.98	\$1,019.70	1.31
CHEVRON CORPORATION								
CVX								
Acquired 10/28/09 nc	56	76.87	4,305.27		6,282.08	1,976.81		
Acquired 01/06/10 nc	331	79.61	26,350.91		37,131.58	10,780.67		
Acquired 07/05/12	487	106.64	51,936.36		54,631.66	2,695.30		
Total	874	\$94.50	\$82,592.54	112.1800	\$98,045.32	\$15,452.78	\$3,740.72	3.82
CHIPOTLE MEXICAN GRILL								
CL A								
CMG								
Acquired 06/13/14	20	582.64	11,652.91		13,690.20	2,037.29		
Acquired 06/18/14	12	589.37	7,072.56		8,214.12	1,141.56		
Acquired 07/21/14	5	586.54	2,932.75		3,422.55	489.80		
Acquired 10/28/14	15	644.67	9,670.11		10,267.65	597.54		
Total	52	\$602.47	\$31,328.33	684.5100	\$35,594.52	\$4,266.19	N/A	N/A
CINEMARK HOLDINGS INC								
CNK								
Acquired 03/06/14	809	30.72	24,857.17		28,784.22	3,927.05		
Acquired 03/07/14	1,031	30.88	31,846.04		36,682.98	4,836.94		
Total	1,840	\$30.82	\$56,703.21	35.5800	\$65,467.20	\$8,763.99	\$1,840.00	2.81
CISCO SYSTEMS INC								
CSCO								
Acquired 07/05/12	5,160	17.00	87,720.00	27.8150	143,525.40	55,805.40	3,921.60	2.73



NYPTC SUCCESSOR TRUSTEE JOAN C EDWARDS AND KNOWN AS THE JOAN

DECEMBER 1, 2014 - DECEMBER 31, 2014
ACCOUNT NUMBER: 8194-8528

Stocks, options & ETFs
Stocks and ETFs continued

DESCRIPTION	QUANTITY	ADJ PRICE/ ORIG PRICE	ADJ COST/ ORIG COST	CURRENT PRICE	CURRENT MARKET VALUE	UNREALIZED GAIN/LOSS	ESTIMATED		
							ANNUAL INCOME	ANNUAL YIELD (%)	
CLARCOR INC									
CLC									
Acquired 10/21/09 nc	1,004	31.96	32,095.56	66.6400	66,906.56	34,811.00	803.20	1.20	
COCA-COLA HBC AG ADR									
UNSPON									
1 RCPT= 1 ORD SHRS									
CCHGY									
Acquired 07/06/12	183	18.22	3,335.44		3,466.02	130.58			
Acquired 10/24/12	4	22.28	89.12		75.76	-13.36			
Acquired 04/04/13	3	25.59	76.80		56.82	-19.98			
Acquired 08/14/13	28	28.51	798.32		530.32	-268.00			
Acquired 03/18/14	44	25.09	1,104.30		833.36	-270.94			
Total	262	\$20.63	\$5,403.98	18.9400	\$4,962.28	-\$441.70	\$124.45	2.51	
COGNEX CORP									
CGNX									
Acquired 09/25/12	1,013	17.24	17,466.80	41.3300	41,867.29	24,400.49	N/A	N/A	N/A
COGNIZANT TECHNOLOGY SOLUTIONS CORP CL A									
CTSH									
Acquired 07/10/13	275	34.42	9,467.55		14,481.50	5,013.95			
Acquired 07/11/13	306	35.14	10,753.55		16,113.96	5,360.41			
Acquired 11/05/14	77	50.64	3,899.96		4,054.82	154.86			
Acquired 11/10/14	34	53.82	1,830.15		1,790.44	-39.71			
Total	692	\$37.50	\$25,951.21	52.6600	\$36,440.72	\$10,489.51	N/A	N/A	N/A
COMCAST CORP NEW CL A									
CMCSA									
Acquired 09/09/14	16	56.01	896.19		928.16	31.97			
Acquired 09/10/14	133	57.00	7,581.00		7,715.33	134.33			
Acquired 09/10/14	130	56.55	7,352.74		7,541.30	188.56			
Acquired 09/22/14	138	55.67	7,683.51		8,005.38	321.87			
Acquired 10/10/14	142	52.85	7,504.91		8,237.42	732.51			
Acquired 11/12/14	128	53.70	6,874.40		7,425.28	550.88			
Total	687	\$55.16	\$37,892.75	58.0100	\$39,852.87	\$1,960.12	\$618.30	1.55	

NYPC SUCCESSOR TRUSTEE JOAN C EDWARDS AND KNOWN AS THE JOAN

DECEMBER 1, 2014 - DECEMBER 31, 2014
ACCOUNT NUMBER: 8194-8528

McDonald Partners
Proven Principled Progress

Stocks, options & ETFs
Stocks and ETFs continued

DESCRIPTION	QUANTITY	ADJ PRICE/ ORIG PRICE	ADJ COST/ ORIG COST	CURRENT PRICE	CURRENT MARKET VALUE	UNREALIZED GAIN/LOSS	ESTIMATED	
							ANNUAL INCOME	ANNUAL YIELD (%)
COMPASS GRP PLC SPON ADR 1 RCPT=1 ORD SHRS CMPGY	742	13.83**	10,284.91	17.0400	12,643.68	2,378.77	297.54	2.35
CONOCOPHILLIPS								
COP								
Acquired 07/05/12	1,643	55.47	91,149.06		113,465.58	22,316.52		
Acquired 09/17/12	41	58.59	2,402.50		2,831.46	428.96		
Total	1,684	\$55.55	\$93,551.56	69.0600	\$116,297.04	\$22,745.48	\$4,917.28	4.23
CONTINENTAL AG								
SPONADR								
CTTAY								
Acquired 03/28/14	270	47.50	12,825.02		11,294.10	-1,530.92		
Acquired 09/17/14	80	41.69	3,335.94		3,346.40	10.46		
Total	350	\$46.17	\$16,160.96	41.8300	\$14,640.50	-\$1,520.46	\$324.45	2.22
CORE LABORATORIES INC								
CLB								
Acquired 10/23/09 nc	59	N/A##	3,357.76		7,100.06	3,742.30		
Acquired 12/12/14	47	112.02	5,265.41		5,655.98	390.57		
Total	106		\$8,623.17	120.3400	\$12,756.04	\$4,132.87	\$212.00	1.66
CORPORATE EXECUTIVE								
BOARD COMPANY								
CEB								
Acquired 07/20/11	1,141	43.28	49,393.08	72.5300	82,756.73	33,363.65	1,198.05	1.44
COSTAR GROUP INC								
CSGP								
Acquired 06/09/14	44	168.99	7,435.87		8,079.72	643.85		
Acquired 07/21/14	8	140.64	1,125.12		1,469.04	343.92		
Acquired 09/11/14	50	154.23	7,711.52		9,181.50	1,469.98		
Acquired 09/24/14	45	158.47	7,131.55		8,263.35	1,131.80		
Total	147	\$159.21	\$23,404.06	183.6300	\$26,993.61	\$3,589.55	N/A	N/A
COSTCO WHSL CORP NEW								
COM								
COST								
Acquired 07/06/12	170	93.64	15,919.67		24,097.50	8,177.83		
Acquired 08/29/12	1	96.89	96.89		141.75	44.86		
Acquired 03/25/14	59	114.19	6,737.21		8,363.25	1,626.04		

NYPTC SUCCESSOR TRUSTEE JOAN C EDWARDS AND KNOWN AS THE JOAN

DECEMBER 1, 2014 - DECEMBER 31, 2014
ACCOUNT NUMBER. 8194-8528



Stocks, options & ETFs
Stocks and ETFs continued

DESCRIPTION	QUANTITY	ADJ PRICE/ ORIG PRICE	ADJ COST/ ORIG COST	CURRENT PRICE	CURRENT MARKET VALUE	UNREALIZED GAIN/LOSS	ESTIMATED	
							ANNUAL INCOME	ANNUAL YIELD (%)
Acquired 07/21/14	5	117.09	585.50		708.75	123.25		
Total	235	\$99.32	\$23,339.27	141.7500	\$33,311.25	\$9,971.98	\$333.70	1.00
CREDICORP								
BAP								
Acquired 01/30/14	47	130.98	6,156.43		7,528.46	1,372.03		
Acquired 09/17/14	31	154.93	4,802.93		4,965.58	162.65		
Acquired 12/16/14	37	149.29	5,523.93		5,926.66	402.73		
Total	115	\$143.33	\$16,483.29	160.1800	\$18,420.70	\$1,937.41	\$218.50	1.19
CSLLTD-SPONSORED ADR	402	22.76**	9,153.03	35.3500	14,210.70	5,057.67	N/A	N/A
CSLLY								
CVS HEALTH CORPORATION								
CVS								
Acquired 03/21/12	527	45.02	23,725.54		50,755.37	27,029.83		
Acquired 07/05/12	1,479	48.14	71,207.19		142,442.49	71,235.30		
Acquired 07/06/12	483	48.02	23,196.32		46,517.73	23,321.41		
Acquired 08/29/12	25	45.55	1,138.75		2,407.75	1,269.00		
Total	2,514	\$47.44	\$119,267.80	96.3100	\$242,123.34	\$122,855.54	\$3,519.60	1.45
DANAHER CORP								
DHR								
Acquired 08/24/11	4	42.50	170.00		342.84	172.84		
Acquired 07/06/12	378	51.23	19,367.02		32,398.38	13,031.36		
Acquired 08/29/12	11	53.39	587.29		942.81	355.52		
Total	393	\$51.21	\$20,124.31	85.7100	\$33,684.03	\$13,559.72	\$157.20	0.47
DASSAULT SYSTEMS SPONSORED ADR								
DASTY								
Acquired 12/18/12	14	55.71	780.01		854.00	73.99		
Acquired 04/04/13	16	57.42	918.80		976.00	57.20		
Acquired 03/18/14	6	58.99	354.68		366.00	11.32		
Acquired 09/17/14	42	67.05	2,821.91		2,562.00	-259.91		
Total	78	\$62.51	\$4,875.40	61.0000	\$4,758.00	-\$117.40	\$30.81	0.65
DELTA AIR LINES INC NEW								
DAL								
Acquired 07/29/13	382	21.61	8,255.38		18,790.58	10,535.20		
Acquired 06/11/14	185	40.54	7,501.28		9,100.15	1,598.87		
Acquired 07/11/14	152	37.52	5,703.72		7,476.88	1,773.16		

NYPTC SUCCESSOR TRUSTEE JOAN C EDWARDS AND KNOWN AS THE JOAN

DECEMBER 1, 2014 - DECEMBER 31, 2014
ACCOUNT NUMBER: 8194-8528



Stocks, options & ETFs
Stocks and ETFs continued

DESCRIPTION	QUANTITY	ADJ PRICE/ ORIG PRICE	ADJ COST/ ORIG COST	CURRENT PRICE	CURRENT MARKET VALUE	UNREALIZED GAIN/LOSS	ESTIMATED	
							ANNUAL INCOME	ANNUAL YIELD (%)
Acquired 10/07/14	255	35.61	9,081.93		12,543.45	3,461.52		
Total	974	\$31.36	\$30,542.31	49.1900	\$47,911.06	\$17,368.75	\$350.64	0.73
DIAGEO PLC m SPONSORED ADR NEW DEO	421	90.72**	38,193.78	114.0900	48,031.89	9,838.11	1,418.77	2.95
DISNEY WALT COMPANY								
DIS								
Acquired 01/25/13	91	54.12	4,925.46		8,571.29	3,645.83		
Acquired 04/19/13	145	61.03	8,850.38		13,657.55	4,807.17		
Acquired 08/29/13	122	61.39	7,490.46		11,491.18	4,000.72		
Acquired 10/10/14	81	86.33	6,993.05		7,629.39	636.34		
Total	439	\$64.37	\$28,259.35	94.1900	\$41,349.41	\$13,090.06	\$504.85	1.22
DOLLAR GENERAL CORP								
DG								
Acquired 11/20/14	172	66.43	11,426.15		12,160.40	734.25		
Acquired 11/21/14	233	67.15	15,647.37		16,473.10	825.73		
Acquired 12/17/14	61	70.24	4,284.84		4,312.70	27.86		
Total	466	\$67.29	\$31,358.36	70.7000	\$32,946.20	\$1,587.84	N/A	N/A
DU PONT E I DE NEMOURS AND COMPANY								
DD								
Acquired 07/05/12	1,944	49.78	96,783.00	73.9400	143,739.36	46,956.36	3,654.72	2.54
EATON CORP PLC								
ETN								
Acquired 12/03/12	178	51.27	9,127.73		12,096.88	2,969.15		
Acquired 08/07/13	136	64.32	8,748.40		9,242.56	494.16		
Acquired 09/20/13	212	64.50	8,772.65		14,407.52	-588.66		
Acquired 12/12/14	110	70.91	15,033.98		7,475.60	281.61		
Total	636	\$63.00	\$40,066.30	67.9600	\$43,222.56	\$3,156.26	\$1,246.56	2.88
EBAY INC								
EBAY								
Acquired 12/17/14	262	55.89	14,644.02	56.1200	14,703.44	59.42	N/A	N/A

NYPTC SUCCESSOR TRUSTEE JOAN C EDWARDS AND KNOWN AS THE JOAN

DECEMBER 1, 2014 - DECEMBER 31, 2014
ACCOUNT NUMBER: 8194-8528

McDonald Partners
Proven Principled Progress

Stocks, options & ETFs
Stocks and ETFs continued

DESCRIPTION	QUANTITY	ADJ PRICE/ ORIG PRICE	ADJ COST/ ORIG COST	CURRENT PRICE	CURRENT MARKET VALUE	UNREALIZED GAIN/LOSS	ESTIMATED	
							ANNUAL INCOME	ANNUAL YIELD (%)
ECOLAB INC								
ECL								
Acquired 07/06/12	280	67.74	18,968.96		29,265.60	10,296.64		
Acquired 08/29/12	5	65.22	326.10		522.60	196.50		
Acquired 12/12/12	2	70.41	140.82		209.04	68.22		
Total	287	\$67.72	\$19,435.88	104.5200	\$29,997.24	\$10,561.36	\$378.84	1.26
EDISON INTL								
EIX								
Acquired 07/05/12	2,136	45.89	98,034.62	65.4800	139,865.28	41,830.66	3,567.12	2.55
ENBRIDGE INC								
ENB								
Acquired 07/06/12	81	39.62	3,209.30		4,164.21	954.91		
Acquired 12/18/12	35	42.97	1,503.96		1,799.35	295.39		
Acquired 08/14/13	2	42.03	84.07		102.82	18.75		
Acquired 03/18/14	15	44.82	672.45		771.15	98.70		
Acquired 09/17/14	20	49.41	988.27		1,028.20	39.93		
Total	153	\$42.21	\$6,458.05	51.4100	\$7,865.73	\$1,407.68	\$245.09	3.12
ENSCO PLC								
CLASS A								
ESV								
Acquired 10/31/13	31	57.94	1,796.31		928.45	-867.86		
Acquired 11/01/13	515	57.42	29,571.61		15,424.25	-14,147.36		
Acquired 12/12/14	516	27.86	14,379.58		15,454.20	1,074.62		
Total	1,062	\$43.08	\$45,747.50	29.9500	\$31,806.90	-\$13,940.60	\$3,186.00	10.02
ENSIGN ENERGY SERVICE INC								
ESVIF								
Acquired 10/23/09 nc	318	15.34	4,879.73		2,790.13	-2,089.60		
Acquired 07/05/12	60	13.93	835.98		526.44	-309.54		
Acquired 12/12/14	324	8.50	2,754.97		2,842.77	87.80		
Total	702	\$12.07	\$8,470.68	8.7740	\$6,159.34	-\$2,311.34	\$290.20	4.71
ENVISION HEALTHCARE HOLDINGS								
EVHC								
Acquired 11/20/14	198	34.35	6,802.96		6,868.62	65.66		
Acquired 11/21/14	331	35.00	11,587.45		11,482.39	-105.06		

NYPTC SUCCESSOR TRUSTEE JOAN C EDWARDS AND KNOWN AS THE JOAN

DECEMBER 1, 2014 - DECEMBER 31, 2014
ACCOUNT NUMBER. 8194-8528



Stocks, options & ETFs
Stocks and ETFs continued

DESCRIPTION	QUANTITY	ADJ PRICE/ ORIG PRICE	ADJ COST/ ORIG COST	CURRENT PRICE	CURRENT MARKET VALUE	UNREALIZED GAIN/LOSS	ESTIMATED	
							ANNUAL INCOME	ANNUAL YIELD (%)
Acquired 12/17/14	160	34.21	5,474.32		5,550.40	76.08		
Total	689	\$34.64	\$23,864.73	34.6900	\$23,901.41	\$36.68	N/A	N/A
EQUIFAX INC								
EFX								
Acquired 01/18/13	1,278	58.38	74,609.88	80.8700	103,351.86	28,741.98	1,278.00	1.23
ESSILOR INTL-SPONSORED ADR	239	50.41**	12,048.78	55.6350	13,296.76	1,247.98	119.02	0.89
ESLOY								
FACEBOOK INC CLASS A								
FB								
Acquired 07/25/13	533	32.86	17,516.34		41,584.66	24,068.32		
Acquired 04/24/14	279	62.21	17,358.28		21,767.58	4,409.30		
Total	812	\$42.95	\$34,874.62	78.0200	\$63,352.24	\$28,477.62	N/A	N/A
FANUC CORP UNSPONSORED ADR								
FANUY								
Acquired 07/06/12	36	27.49	989.98		991.08	1.10		
Acquired 12/18/12	42	30.24	1,270.47		1,156.26	-114.21		
Acquired 04/04/13	5	26.07	130.35		137.65	7.30		
Acquired 05/22/13	230	27.02	6,215.45		6,331.90	116.45		
Acquired 08/14/13	11	26.10	287.19		302.83	15.64		
Acquired 03/18/14	18	27.14	488.70		495.54	6.84		
Total	342	\$27.43	\$9,382.14	27.5300	\$9,415.26	\$33.12	\$96.44	1.02
FINNING INTL INC								
FINGF								
Acquired 12/29/10 nc	62	27.44	1,701.28		1,351.60	-349.68		
Acquired 08/07/13	30	21.07	632.10		654.00	21.90		
Acquired 12/12/14	26	20.21	525.49		566.80	41.31		
Total	118	\$24.23	\$2,858.87	21.8000	\$2,572.40	-\$286.47	\$72.15	2.80
FIRST CASH FINANCIAL SERVICES INC								
FCFS								
Acquired 11/16/10 nc	355	29.17	10,356.76		19,762.85	9,406.09		
Acquired 11/28/11	925	35.64	32,967.09		51,494.75	18,527.66		
Total	1,280	\$33.85	\$43,323.85	55.6700	\$71,257.60	\$27,933.75	N/A	N/A

NYPTC SUCCESSOR TRUSTEE JOAN C EDWARDS AND KNOWN AS THE JOAN

DECEMBER 1, 2014 - DECEMBER 31, 2014
ACCOUNT NUMBER: 8194-8528



Stocks, options & ETFs
Stocks and ETFs continued

DESCRIPTION	QUANTITY	ADJ PRICE/ ORIG PRICE	ADJ COST/ ORIG COST	CURRENT PRICE	CURRENT MARKET VALUE	UNREALIZED GAIN/LOSS	ESTIMATED	
							ANNUAL INCOME	ANNUAL YIELD (%)
FUJI HEAVY INDS LTD ADR								
FUJHY								
Acquired 05/14/13	106	45.99	4,874.94		7,518.58	2,643.64		
Acquired 05/22/13	128	53.50	6,848.20		9,079.04	2,230.84		
Acquired 08/14/13	10	50.41	504.20		709.30	205.10		
Acquired 03/18/14	8	52.67	421.36		567.44	146.08		
Acquired 09/17/14	8	58.79	470.36		567.44	97.08		
Total	260	\$50.46	\$13,119.06	70.9300	\$18,441.80	\$5,322.74	\$245.70	1.33
G & K SERVICES INC CLA								
GK								
Acquired 10/07/14	498	54.34	27,061.41	70.8500	35,283.30	8,221.89	617.52	1.75
GEMALTO NV SPONSORED ADR								
GTOMY	224	42.90**	9,611.38	40.7600	9,130.24	-481.14	45.47	0.49
GILEAD SCIENCES INC								
GILD								
Acquired 03/05/13	197	45.17	8,899.96		18,569.22	9,669.26		
Acquired 06/23/14	105	80.88	8,493.16		9,897.30	1,404.14		
Acquired 06/30/14	119	83.51	9,937.89		11,216.94	1,279.05		
Acquired 08/19/14	108	101.55	10,968.01		10,180.08	-787.93		
Acquired 09/09/14	79	105.71	8,351.57		7,446.54	-905.03		
Acquired 12/17/14	44	101.27	4,456.29		4,147.44	-308.85		
Total	652	\$78.38	\$51,106.88	94.2600	\$61,457.52	\$10,350.64	N/A	N/A
GIVAUDAN-UNSPON-ADR								
GVDNY								
Acquired 07/06/12	147	19.08	2,804.76		5,278.77	2,474.01		
Acquired 12/18/12	30	21.11	633.30		1,077.30	444.00		
Acquired 04/04/13	23	24.56	564.88		825.93	261.05		
Acquired 03/18/14	19	31.57	599.83		682.29	82.46		
Acquired 09/17/14	34	32.66	1,110.65		1,220.94	110.29		
Total	253	\$22.58	\$5,713.42	35.9100	\$9,085.23	\$3,371.81	\$256.03	2.82
GOOGLE CL C NON-VOTING								
GOOG								
Acquired 09/20/11	21	277.30	5,823.30		11,054.40	5,231.10		
Acquired 07/06/12	26	291.52	7,579.59		13,686.40	6,106.81		
Acquired 12/12/12	3	348.31	1,044.95		1,579.20	534.25		
Acquired 12/17/12	15	355.33	5,330.04		7,896.00	2,565.96		
Acquired 04/04/13	22	396.99	8,733.97		11,580.80	2,846.83		


NYPTC SUCCESSOR TRUSTEE JOAN C EDWARDS AND KNOWN AS THE JOAN

DECEMBER 1, 2014 - DECEMBER 31, 2014
ACCOUNT NUMBER: 8194-8528



Stocks, options & ETFs
Stocks and ETFs continued

DESCRIPTION	QUANTITY	ADJ PRICE/ ORIG PRICE	ADJ COST/ ORIG COST	CURRENT PRICE	MARKET VALUE	CURRENT VALUE	UNREALIZED GAIN/LOSS	ESTIMATED	
								ANNUAL INCOME	ANNUAL YIELD (%)
Acquired 04/09/13	19	389.84	7,406.96	526.4000	\$55,798.40	10,001.60	2,594.64	N/A	N/A
Total	106	\$338.86	\$35,918.81	526.4000	\$55,798.40	\$19,879.59		N/A	N/A
GOOGLE INC CL A VOTING									
GOOGL									
Acquired 09/20/11	21	278.18	5,841.97		11,143.86		5,301.89		
Acquired 07/06/12	26	292.45	7,603.89		13,797.16		6,193.27		
Acquired 12/12/12	3	349.43	1,048.30		1,591.98		543.68		
Acquired 12/17/12	15	356.47	5,347.14		7,959.90		2,612.76		
Acquired 04/04/13	22	398.27	8,761.97		11,674.52		2,912.55		
Acquired 04/09/13	19	391.08	7,430.71		10,082.54		2,651.83		
Total	106	\$339.94	\$36,033.98	530.6600	\$56,249.96	\$20,215.98		N/A	N/A
GRACO INCORPORATED COM									
GGG									
Acquired 05/21/10 nc	1,081	32.10	34,710.36	80.1800	86,674.58		51,964.22	1,297.20	1.49
HALLIBURTON COMPANY									
HAL									
Acquired 05/21/10 nc	3,113	43.93**	136,757.93	39.3300	122,434.29		-14,323.64	2,241.36	1.83
HEARTLAND PAYMENT SYS									
INC									
HPY									
Acquired 07/24/14	834	46.60	38,866.98		44,994.30		6,127.32		
Acquired 10/08/14	453	49.61	22,476.00		24,439.35		1,963.35		
Total	1,287	\$47.66	\$61,342.98	53.9500	\$69,433.65	\$8,090.67		\$437.58	0.63
HENKEL AG & CO KGAA									
HENOY									
Acquired 07/06/12	39	67.24	2,622.36		4,164.42		1,542.06		
Acquired 09/27/12	16	80.59	1,289.44		1,708.48		419.04		
Acquired 10/24/12	3	79.39	238.17		320.34		82.17		
Acquired 12/18/12	12	81.89	982.68		1,281.36		298.68		
Acquired 01/29/14	13	109.20	1,419.60		1,388.14		-31.46		
Acquired 09/17/14	15	107.77	1,616.63		1,601.70		-14.93		
Total	98	\$83.36	\$8,168.88	106.7800	\$10,464.44	\$2,295.56		\$119.07	1.14
HILTON WORLDWIDE									
HOLDINGS INC									
HLT									
Acquired 01/29/14	702	21.66	15,209.41		18,315.18		3,105.77		
Acquired 06/25/14	497	23.09	11,478.36		12,966.73		1,488.37		



McDonald Partners
Proven Principled Progress

NYPTC SUCCESSOR TRUSTEE JOAN C EDWARDS AND KNOWN AS THE JOAN

DECEMBER 1, 2014 - DECEMBER 31, 2014
ACCOUNT NUMBER. 8194-8528

Stocks, options & ETFs
Stocks and ETFs continued

DESCRIPTION	QUANTITY	ADJ PRICE/ ORIG PRICE	ADJ COST/ ORIG COST	CURRENT PRICE	CURRENT MARKET VALUE	UNREALIZED GAIN/LOSS	ESTIMATED	
							ANNUAL INCOME	ANNUAL YIELD (%)
Acquired 11/04/14	618	24.61	15,210.51		16,123.62	913.11		
Total	1,817	\$23.06	\$41,898.28	26.0900	\$47,405.53	\$5,507.25	N/A	N/A
HONDA MOTOR LTD NEW AMERICAN SHARES 10/76								
HMC								
Acquired 11/15/13	282	41.15	11,606.76		8,324.64	-3,282.12		
Acquired 03/18/14	12	35.40	424.90		354.24	-70.66		
Acquired 09/17/14	20	33.95	679.17		590.40	-88.77		
Acquired 12/16/14	94	29.08	2,734.21		2,774.88	40.67		
Total	408	\$37.86	\$15,445.04	29.5200	\$12,044.16	-\$3,400.88	\$286.82	2.38
HONEYWELL INTERNATIONAL INC								
HON								
Acquired 07/16/14	45	96.33	4,334.94		4,496.40	161.46		
Acquired 07/18/14	116	96.58	11,204.35		11,590.72	386.37		
Acquired 07/22/14	113	97.03	10,964.39		11,290.96	326.57		
Acquired 07/23/14	81	97.16	7,870.36		8,093.52	223.16		
Acquired 07/28/14	89	94.70	8,428.69		8,892.88	464.19		
Acquired 08/13/14	77	94.10	7,245.84		7,693.84	448.00		
Total	521	\$96.06	\$50,048.57	99.9200	\$52,058.32	\$2,009.75	\$1,078.47	2.07
HSBC HOLDINGS PLC-SPON ADR	277	51.90**	14,376.87	47.2300	13,082.71	-1,294.16	678.65	5.18
HSBC								
IMPERIAL OIL LTD NEW IMO	376	41.86**	15,741.17	43.0300	16,179.28	438.11	168.41	1.04
INDIVIOR PLC UNSPON ADR								
1 RCPT=5 ORD SHRS INVWY	45	N/A##	N/A	11.3000	508.50	N/A	N/A	N/A
Acquired 12/31/14	850	12.72**	10,815.81	14.2000	12,070.00	1,254.19	149.60	1.23
INDUSTRIA DE DISENO TEXTILE INDITEX SA ADR								
IDEXY								
INGERSOLL-RAND PLC SHARES								
IR	102	N/A##	2,807.46		6,465.78	3,658.32		
Acquired 10/23/09 nc	175	N/A##	4,149.91		11,093.25	6,943.34		
Acquired 08/09/11 nc								

NYPTC SUCCESSOR TRUSTEE JOAN C EDWARDS AND KNOWN AS THE JOAN

DECEMBER 1, 2014 - DECEMBER 31, 2014
ACCOUNT NUMBER: 8194-8528



Stocks, options & ETFs
Stocks and ETFs continued

DESCRIPTION	QUANTITY	ADJ PRICE/ ORIG PRICE	ADJ COST/ ORIG COST	CURRENT PRICE	CURRENT MARKET VALUE	UNREALIZED GAIN/LOSS	ESTIMATED		
							ANNUAL INCOME	ANNUAL YIELD (%)	
Acquired 09/20/13	250	52.38	13,095.47		15,847.50	2,752.03			
Acquired 12/12/14	5	62.52	312.60		316.95	4.35			
Total	532		\$20,365.44	63.3900	\$33,723.48	\$13,358.04	\$532.00	1.58	
INTEL CORP									
INTC									
Acquired 05/18/11	1,650	23.84	39,348.21		59,878.50	20,530.29			
Acquired 05/18/11	230	22.82	6,108.05		8,346.70	2,238.65			
Acquired 09/27/11	865	22.82	19,747.52		31,390.85	11,643.33			
Acquired 07/05/12	1,122	26.65	29,906.35		40,717.38	10,811.03			
Total	3,867	\$24.60	\$95,110.13	36.2900	\$140,333.43	\$45,223.30	\$3,480.30	2.48	
JACK HENRY & ASSOC INC									
JKHY									
Acquired 06/16/10 nc	3	24.95	74.85		186.42	111.57			
Acquired 09/22/10 nc	1,274	25.66	32,696.45		79,166.36	46,469.91			
Acquired 10/08/14	301	55.57	16,727.02		18,704.14	1,977.12			
Total	1,578	\$31.37	\$49,498.32	62.1400	\$98,056.92	\$48,558.60	\$1,388.64	1.42	
JGC CORP-UNSPONSORED ADR									
JGCCY									
Acquired 10/06/10 nc	264	58.89**	15,547.35		10,895.28	-4,652.07			
Total	264			41.2700	10,895.28	-4,652.07	203.01	1.86	
JOHNSON & JOHNSON									
JNJ									
Acquired 10/28/09 nc	400	60.03	24,012.00		41,828.00	17,816.00			
Acquired 02/10/10 nc	482	62.66	30,202.55		50,402.74	20,200.19			
Acquired 10/06/10 nc	449	62.72	28,165.32		46,951.93	18,786.61			
Total	1,331	\$61.89	\$82,379.87	104.5700	\$139,182.67	\$56,802.80	\$3,726.80	2.68	
JOHNSON CONTROLS INC									
JCI									
Acquired 02/06/13	3,384	31.07	105,174.37		163,582.56	58,408.19			
Total	3,384			48.3400	163,582.56	58,408.19	3,519.36	2.15	
KOMATSU LTD									
SPON ADR NEW									
KMTUY									
Acquired 07/06/12	258	24.16	6,235.77		5,714.70	-521.07			
Acquired 12/18/12	27	24.42	659.58		598.05	-61.53			
Acquired 04/04/13	19	22.37	425.21		420.85	-4.36			
Acquired 05/22/13	189	28.98	5,477.26		4,186.35	-1,290.91			
Acquired 08/14/13	7	23.44	164.08		155.05	-9.03			
Acquired 03/18/14	35	20.44	715.74		775.25	59.51			
Total	535	\$25.57	\$13,677.64	22.1500	\$11,850.25	-\$1,827.39	\$227.37	1.92	

NYPTC SUCCESSOR TRUSTEE JOAN C EDWARDS AND KNOWN AS THE JOAN

DECEMBER 31, 2014 - DECEMBER 31, 2014
ACCOUNT NUMBER: 8194-8528



Stocks, options & ETFs
Stocks and ETFs continued

DESCRIPTION	QUANTITY	ADJ PRICE/ ORIG PRICE	ADJ COST/ ORIG COST	CURRENT PRICE	CURRENT MARKET VALUE	UNREALIZED GAIN/LOSS	ESTIMATED	
							ANNUAL INCOME	ANNUAL YIELD (%)
KRAFT FOODS GROUP								
KRFT								
Acquired 12/14/12	2,140	46.50	99,524.15	62.6600	134,092.40	34,568.25	4,708.00	3.51
KUBOTA CORP								
KUBTY	184	60.60**	11,150.65	72.4600	13,332.64	2,181.99	216.01	1.62
L'OREAL CO ADR								
LRLCY								
Acquired 05/07/13	166	34.30	5,705.18		5,532.78	-172.40		
Acquired 11/15/13	3	33.75	101.45		99.99	-1.46		
Acquired 09/17/14	16	32.39	519.40		533.28	13.88		
Acquired 12/16/14	86	32.57	2,806.62		2,866.38	59.76		
Total	271	\$33.70	\$9,132.65	33.3300	\$9,032.43	-\$100.22	\$143.90	1.59
LANDSTAR SYSTEMS INC								
LSTR								
Acquired 09/21/10 nc	874	38.39	33,560.11	72.5300	63,391.22	29,831.11	244.72	0.38
LIBERTY GLOBAL PLC								
SLS CLC								
LBTYK								
Acquired 02/06/14	270	40.08	10,822.98		13,043.70	2,220.72		
Acquired 02/11/14	276	40.56	11,195.00		13,333.56	2,138.56		
Acquired 02/14/14	180	41.37	7,448.35		8,695.80	1,247.45		
Acquired 02/26/14	332	41.62	13,819.43		16,038.92	2,219.49		
Acquired 07/18/14	72	42.76	3,079.08		3,478.32	399.24		
Total	1,130	\$41.03	\$46,364.84	48.3100	\$54,590.30	\$8,225.46	N/A	N/A
LINKEDIN CORP CLASS A								
LNKD								
Acquired 08/01/14	36	199.85	7,194.64		8,269.56	1,074.92		
Acquired 08/15/14	27	216.37	5,842.08		6,202.17	360.09		
Acquired 08/25/14	32	226.85	7,259.24		7,350.72	91.48		
Acquired 09/04/14	30	229.60	6,888.17		6,891.30	3.13		
Acquired 09/08/14	50	230.14	11,507.01		11,485.50	-21.51		
Acquired 09/25/14	59	207.18	12,224.02		13,552.89	1,328.87		
Total	234	\$217.59	\$50,915.16	229.7100	\$53,752.14	\$2,836.98	N/A	N/A

NYPTC SUCCESSOR TRUSTEE JOAN C EDWARDS AND KNOWN AS THE JOAN

DECEMBER 1, 2014 - DECEMBER 31, 2014
ACCOUNT NUMBER: 8194-8528



Stocks, options & ETFs
Stocks and ETFs continued

DESCRIPTION	QUANTITY	ADJ PRICE/ ORIG PRICE	ADJ COST/ ORIG COST	CURRENT PRICE	CURRENT MARKET VALUE	UNREALIZED GAIN/LOSS	ESTIMATED	
							ANNUAL INCOME	ANNUAL YIELD (%)
LOWES COMPANIES INC LOW	3,351	35.54**	119,101.74	68.8000	230,548.80	111,447.06	3,082.92	1.33
LVMH MOET HENNESSY m LOUIS VUITTON ADR LVMUY	313	27.44**	8,591.54	34.4350	10,778.15	2,186.61	189.67	1.75
MAGNA INTL INC CL A MGA	193	59.51**	11,486.90	108.6900	20,977.17	9,490.27	293.36	1.39
MANULIFE FINL CORP MFC								
Acquired 10/23/09 nc	19	20.97	398.60		362.71	-35.89		
Acquired 08/09/11	445	13.20	5,878.36		8,495.05	2,616.69		
Acquired 07/05/12	135	11.16	1,507.34		2,577.15	1,069.81		
Acquired 12/12/14	46	18.44	848.24		878.14	29.90		
Total	645	\$13.38	\$8,632.54	19.0900	\$12,313.05	\$3,680.51	\$344.43	2.80
MARATHON OIL CORP MRO								
Acquired 07/05/12	3,121	25.68	80,165.74	28.2900	88,293.09	8,127.35	2,621.64	2.96
MARSH AND MC LENNAN COMPANIES INC MMC								
Acquired 07/05/12	2,918	32.78	95,676.58	57.2400	167,026.32	71,349.74	3,268.16	1.95
MASTERCARD INC CL A MA								
Acquired 08/01/12	217	42.50	9,222.50		18,696.72	9,474.22		
Acquired 08/10/12	270	42.50	11,475.00		23,263.20	11,788.20		
Acquired 08/29/12	70	42.48	2,973.74		6,031.20	3,057.46		
Acquired 11/25/13	20	75.68	1,513.78		1,723.20	209.42		
Acquired 04/10/14	116	71.49	8,293.39		9,994.56	1,701.17		
Total	693	\$48.31	\$33,478.41	86.1600	\$59,708.88	\$26,230.47	\$443.52	0.74
MCKESSON CORPORATION MCK								
Acquired 07/05/12	329	186.78**	61,452.42	207.5800	68,293.82	6,841.40	315.84	0.46
MERCK & CO INC NEW MRK								
Acquired 07/05/12	2,258	41.74	94,261.33	56.7900	128,231.82	33,970.49	4,064.40	3.16
MERCK KGAA ADR MKGAY								

NYPTC SUCCESSOR TRUSTEE JOAN C EDWARDS AND KNOWN AS THE JOAN

DECEMBER 1, 2014 - DECEMBER 31, 2014
ACCOUNT NUMBER: 8194-8528

McDonald Partners
Proven Principled Progress

Stocks, options & ETFs
Stocks and ETFs continued

DESCRIPTION	QUANTITY	ADJ PRICE/ ORIG PRICE	ADJ COST/ ORIG COST	CURRENT PRICE	CURRENT MARKET VALUE	UNREALIZED GAIN/LOSS	ESTIMATED	
							ANNUAL INCOME	ANNUAL YIELD (%)
Total	351	\$17.03	\$5,976.28	31.2900	\$10,982.79	\$5,006.51	\$103.89	0.95
METTLER-TOLEDO INTL IN								
MTD								
Acquired 07/06/12	315	16.07	5,063.46		9,856.35	4,792.89		
Acquired 10/24/12	12	21.06	252.77		375.48	122.71		
Acquired 08/14/13	4	26.54	106.20		125.16	18.96		
Acquired 11/15/13	10	27.93	279.35		312.90	33.55		
Acquired 03/18/14	10	27.44	274.50		312.90	38.40		
Total	351	\$17.03	\$5,976.28	31.2900	\$10,982.79	\$5,006.51	\$103.89	0.95
METTLER-TOLEDO INTL IN								
MTD								
Acquired 07/06/12	49	155.72	7,630.37		14,820.54	7,190.17		
Acquired 12/18/12	4	191.23	764.92		1,209.84	444.92		
Acquired 08/14/13	2	229.72	459.44		604.92	145.48		
Acquired 03/18/14	1	241.68	241.69		302.46	60.77		
Acquired 09/17/14	3	267.98	803.95		907.38	103.43		
Acquired 12/16/14	1	281.89	281.90		302.46	20.56		
Total	60	\$169.70	\$10,182.27	302.4600	\$18,147.60	\$7,965.33	N/A	N/A
MGM RESORTS								
INTERNATIONAL								
MGM								
Acquired 07/28/14	153	26.76	4,095.26		3,271.14	-824.12		
Acquired 10/17/14	313	21.86	6,844.45		6,691.94	-152.51		
Total	466	\$23.48	\$10,939.71	21.3800	\$9,963.08	-\$976.63	N/A	N/A
MONDELEZ INTL INC								
MDLZ								
Acquired 07/05/12	1,133	25.45	28,842.74		41,156.21	12,313.47		
Acquired 06/18/13	2,766	30.55	84,528.07		100,474.96	15,946.89		
Total	3,899	\$29.08	\$113,370.81	36.3250	\$141,631.17	\$28,260.36	\$2,339.40	1.65
MONOTYPE IMAGING HLDGS								
TYPE								
Acquired 10/08/13	369	27.29	10,070.85		10,638.27	567.42		
Acquired 10/09/13	132	27.18	3,587.80		3,805.56	217.76		
Acquired 02/04/14	332	28.87	9,585.47		9,571.56	-13.91		
Acquired 02/05/14	377	28.84	10,874.87		10,868.91	-5.96		
Total	1,210	\$28.20	\$34,118.99	28.8300	\$34,884.30	\$765.31	\$387.20	1.11



NYPTC SUCCESSOR TRUSTEE JOAN C EDWARDS AND KNOWN AS THE JOAN

DECEMBER 1, 2014 - DECEMBER 31, 2014
ACCOUNT NUMBER: 8194-8528

Stocks, options & ETFs
Stocks and ETFs continued

DESCRIPTION	QUANTITY	ADJ PRICE/ ORIG PRICE	ADJ COST/ ORIG COST	CURRENT PRICE	CURRENT MARKET VALUE	UNREALIZED GAIN/LOSS	ESTIMATED	
							ANNUAL INCOME	ANNUAL YIELD (%)
MONSANTO CO NEW MON	585	99.04**	57,942.42	119.4700	69,889.95	11,947.53	1,146.60	1.64
MORGAN STANLEY & CO MS								
Acquired 06/11/13	323	26.37	8,520.20		12,532.40	4,012.20		
Acquired 06/17/13	368	26.24	9,658.02		14,278.40	4,620.38		
Acquired 07/26/13	349	27.63	9,646.33		13,541.20	3,894.87		
Total	1,040	\$26.75	\$27,824.55	38.8000	\$40,352.00	\$12,527.45	\$416.00	1.03
MTN GROUP LTD-SPONS ADR MTNOY	809	19.02**	15,394.63	18.8700	15,265.83	-128.80	684.41	4.48
MUENCHENER RUECKVERSICHERUNGS- GESELLSCHAFT AG ADR MURGY	1,037	18.74**	19,441.52	19.8400	20,574.08	1,132.56	713.45	3.46
NABORS INDUSTRIES LTD NBR								
Acquired 10/23/09 nc	22	22.91	504.13		285.56	-218.57		
Acquired 08/09/11	720	18.95	13,651.13		9,345.60	-4,305.53		
Acquired 07/05/12	885	14.61	12,929.85		11,487.30	-1,442.55		
Acquired 12/12/14	1,299	10.11	13,144.58		16,861.02	3,716.44		
Acquired 12/29/14	540	13.29	7,177.46		7,009.20	-168.26		
Total	3,466	\$13.68	\$47,407.15	12.9800	\$44,988.68	-\$2,418.47	\$831.84	1.85
NESTLE S A REG ADR m NSRGY	786	49.91**	39,233.14	72.9500	57,338.70	18,105.56	1,593.22	2.77
NIELSEN NV NLSN								
Acquired 03/05/14	335	46.60	15,612.81		14,984.55	-628.26		
Acquired 03/10/14	79	46.27	3,655.47		3,533.67	-121.80		
Acquired 03/11/14	174	46.19	8,037.44		7,783.02	-254.42		
Acquired 03/25/14	165	44.30	7,309.79		7,380.45	70.66		
Acquired 07/21/14	2	48.02	96.06		89.46	-6.60		
Total	755	\$45.98	\$34,711.57	44.7300	\$33,771.15	-\$940.42	\$755.00	2.24
NIKE INC CLASS B NIKE								
Acquired 08/20/13	187	65.33	12,217.64		17,980.05	5,762.41		
Acquired 09/27/13	154	73.74	11,356.33		14,807.10	3,450.77		
Acquired 10/01/13	143	72.84	10,416.18		13,749.45	3,333.27		
Acquired 09/26/14	84	88.39	7,425.39		8,076.60	651.21		



NYPTC SUCCESSOR TRUSTEE JOAN C EDWARDS AND KNOWN AS THE JOAN

DECEMBER 1, 2014 - DECEMBER 31, 2014
ACCOUNT NUMBER: 8194-8528

Stocks, options & ETFs
Stocks and ETFs continued

DESCRIPTION	QUANTITY	ADJ PRICE/ ORIG PRICE	ADJ COST/ ORIG COST	CURRENT PRICE	CURRENT MARKET VALUE	UNREALIZED GAIN/LOSS	ESTIMATED	
							ANNUAL INCOME	ANNUAL YIELD (%)
Acquired 10/03/14	72	90.10	6,487.65		6,922.80	435.15		
Total	640	\$74.85	\$47,903.19	96.1500	\$61,536.00	\$13,632.81	\$716.80	1.16
NITTO DENKO CORP ADR	386	28.77**	11,106.54	27.9670	10,795.26	-311.28	142.04	1.31
NDEKY								
NOBLE CORP PLC								
SHS USD								
NE								
Acquired 10/23/09 nc	1,210	N/A##	47,005.50		20,049.70	-26,955.80		
Acquired 08/09/11 nc	525	N/A##	13,187.27		8,699.25	-4,488.02		
Acquired 12/12/14	1,036	14.93	15,472.97		17,166.52	1,693.55		
Total	2,771		\$75,665.74	16.5700	\$45,915.47	-\$29,750.27	\$4,156.50	9.05
NORTHROP GRUMMAN CORP								
NEW								
NOC								
Acquired 07/05/12	1,499	64.08	96,064.57	147.3900	220,937.61	124,873.04	4,197.20	1.89
NOVARTIS AG	367	57.93**	21,262.38	92.6600	34,006.22	12,743.84	858.04	2.52
SPON ADR								
NVS								
NOVO NORDISK A S ADR	240	32.87**	7,889.60	42.3200	10,156.80	2,267.20	145.44	1.43
NVO								
NXP SEMICONDUCTORS NV								
NXPI								
Acquired 12/16/14	144	72.44	10,431.89	76.4000	11,001.60	569.71	N/A	N/A
OCCIDENTAL PETE CORP								
OXY								
Acquired 10/18/12	1,185	82.39	97,637.55	80.6100	95,522.85	-2,114.70	3,412.80	3.57
PPG INDUSTRIES INC								
PPG								
Acquired 11/21/14	30	215.84	6,475.23		6,934.50	459.27		
Acquired 11/25/14	55	216.71	11,919.17		12,713.25	794.08		
Acquired 12/15/14	25	221.54	5,538.68		5,778.75	240.07		
Acquired 12/16/14	12	217.73	2,612.80		2,773.80	161.00		
Total	122	\$217.59	\$26,545.88	231.1500	\$28,200.30	\$1,654.42	\$326.96	1.16

NYPTC SUCCESSOR TRUSTEE JOAN C EDWARDS AND KNOWN AS THE JOAN

DECEMBER 1, 2014 - DECEMBER 31, 2014
ACCOUNT NUMBER. 8194-8528



Stocks, options & ETFs
Stocks and ETFs continued

DESCRIPTION	QUANTITY	ADJ PRICE/ ORIG PRICE	ADJ COST/ ORIG COST	CURRENT PRICE	CURRENT MARKET VALUE	UNREALIZED GAIN/LOSS	ESTIMATED	
							ANNUAL INCOME	ANNUAL YIELD (%)
PARAGON OFFSHORE LTD								
PGN								
Acquired 10/23/09 nc	403.10086	N/A##	6,597.92		1,116.59	-5,481.33		
Acquired 08/09/11 nc	174.89914	N/A##	1,851.02		484.47	-1,366.55		
Total	578		\$8,448.94	2,7700	\$1,601.06	-\$6,847.88	\$289.00	18.05
PARTNERRE LTD								
PRE								
Acquired 10/23/09 nc	105	78.76	8,270.73	114.1300	11,983.65	3,712.92	281.40	2.34
PATTERSON COMPANIES INC								
PDCO								
Acquired 11/22/13	128	41.64	5,331.01		6,156.80	825.79		
Acquired 11/25/13	640	41.93	26,840.26		30,784.00	3,943.74		
Acquired 11/26/13	481	41.51	19,969.39		23,136.10	3,166.71		
Acquired 11/27/13	98	41.30	4,048.03		4,713.80	665.77		
Total	1,347	\$41.71	\$56,188.69	48.1000	\$64,790.70	\$8,602.01	\$1,077.60	1.66
PFIZER INCORPORATED								
PFE								
Acquired 11/11/09 nc	65	17.63	1,146.59		2,024.75	878.16		
Acquired 09/29/10 nc	1,245	17.39	21,662.88		38,781.75	17,118.87		
Acquired 01/05/11	1,703	18.14	30,909.28		53,048.45	22,139.17		
Acquired 02/08/12	1,349	20.91	28,220.54		42,021.35	13,800.81		
Total	4,362	\$18.78	\$81,939.29	31.1500	\$135,876.30	\$53,937.01	\$4,885.44	3.60
PHILIP MORRIS INTERNATIONAL INC								
PM								
Acquired 11/11/09 nc	169	81.90**	13,842.00	81.4500	13,765.05	-76.95	676.00	4.91
POTASH CORP OF SASKATCHEWAN INC								
POT								
Acquired 10/23/09 nc	550	33.75	18,564.14		19,426.00	861.86		
Acquired 08/29/12	119	40.58	4,829.69		4,203.08	-626.61		
Acquired 08/07/13	883	29.53	26,082.32		31,187.56	5,105.24		
Total	1,552	\$31.88	\$49,476.15	35.3200	\$54,816.64	\$5,340.49	\$2,172.80	3.96
PRECISION CASTPARTS CORP								
PCP								
Acquired 07/06/12	50	162.43	8,121.81		12,044.00	3,922.19		
Acquired 07/26/12	64	157.17	10,058.88		15,416.32	5,357.44		
Acquired 10/10/12	63	161.00	10,143.00		15,175.44	5,032.44		



NYPTC SUCCESSOR TRUSTEE JOAN C EDWARDS AND KNOWN AS THE JOAN

DECEMBER 1, 2014 - DECEMBER 31, 2014
ACCOUNT NUMBER: 8194-8528

Stocks, options & ETFs
Stocks and ETFs continued

DESCRIPTION	QUANTITY	ADJ PRICE/ ORIG PRICE	ADJ COST/ ORIG COST	CURRENT PRICE	CURRENT MARKET VALUE	UNREALIZED GAIN/LOSS	ESTIMATED	
							ANNUAL INCOME	ANNUAL YIELD (%)
Acquired 11/04/14	24	223.53	5,364.80		5,781.12	416.32		
Total	201	\$167.60	\$33,688.49	240.8800	\$48,416.88	\$14,728.39	\$24.12	0.05
PRICELINE GROUP INC								
COM NEW								
PCLN								
Acquired 08/30/12	1	605.17	605.17		1,140.21	535.04		
Acquired 09/06/12	15	606.67	9,100.11		17,103.15	8,003.04		
Acquired 09/07/12	11	620.00	6,820.00		12,542.31	5,722.31		
Acquired 09/17/12	34	643.00	21,862.00		38,767.14	16,905.14		
Acquired 12/12/12	1	625.38	625.38		1,140.21	514.83		
Acquired 12/13/12	1	616.15	616.15		1,140.21	524.06		
Total	63	\$629.03	\$39,628.81	1,140.2100	\$71,833.23	\$32,204.42	N/A	N/A
PRIMERICA INC								
PRI								
Acquired 05/01/14	506	45.75	23,152.53		27,455.56	4,303.03		
Acquired 05/27/14	732	45.32	33,177.75		39,718.32	6,540.57		
Total	1,238	\$45.50	\$56,330.28	54.2600	\$67,173.88	\$10,843.60	\$594.24	0.88
PRUDENTIAL PLC								
SPON ADR	379	29.47**	11,171.02	46.1700	17,498.43	6,327.41	442.67	2.52
PJK								
QUEST DIAGNOSTICS INC								
DGX								
Acquired 07/05/12	1,520	60.19	91,503.48	67.0600	101,931.20	10,427.72	2,006.40	1.96
QUESTAR CORP								
STR								
Acquired 08/22/13	309	22.73	7,025.33		7,811.52	786.19		
Acquired 01/31/14	639	23.45	14,986.98		16,153.92	1,166.94		
Acquired 02/03/14	1,716	23.19	39,798.33		43,380.48	3,582.15		
Total	2,664	\$23.20	\$61,810.64	25.2800	\$67,345.92	\$5,535.28	\$2,024.64	3.01
RLI CORP								
RLI								
Acquired 10/23/09 nc	400	25.59	10,236.17		19,760.00	9,523.83		
Acquired 06/09/11	1,288	29.75	38,330.30		63,627.20	25,296.90		
Acquired 06/09/11	100	29.66	2,966.00		4,940.00	1,974.00		
Total	1,788	\$28.82	\$51,532.47	49.4000	\$88,327.20	\$36,794.73	\$1,287.36	1.46

NYPTC SUCCESSOR TRUSTEE JOAN C EDWARDS AND KNOWN AS THE JOAN

DECEMBER 1, 2014 - DECEMBER 31, 2014
ACCOUNT NUMBER: 8194-8528



Stocks, options & ETFs
Stocks and ETFs continued

DESCRIPTION	QUANTITY	ADJ PRICE/ ORIG PRICE	ADJ COST/ ORIG COST	CURRENT PRICE	CURRENT MARKET VALUE	UNREALIZED GAIN/LOSS	ESTIMATED	
							ANNUAL INCOME	ANNUAL YIELD (%)
RAYTHEON COMPANY								
RTN	1,812	56.19	101,827.65	108.1700	196,004.04	94,176.39	4,385.04	2.23
RBC BEARINGS INC								
ROLL	479	62.61	29,994.21		30,909.87	915.66		
Acquired 11/11/14	1	62.75	62.76		64.53	1.77		
Acquired 11/13/14								
Total	480	\$62.62	\$30,056.97	64.5300	\$30,974.40	\$917.43	N/A	N/A
RECKITT BENCKISER PLC								
SPONSORED ADR	273	10.18	2,779.14		4,523.61	1,744.47		
RBGLY	9	12.07	108.63		149.13	40.50		
Acquired 10/23/09 nc	42	14.21	596.82		695.94	99.12		
Acquired 10/24/12	10	16.11	161.10		165.70	4.60		
Acquired 04/04/13	275	17.72	4,873.50		4,556.75	-316.75		
Acquired 03/18/14	532	15.70	8,353.68		8,815.24	461.56		
Acquired 09/17/14								
Acquired 12/16/14								
Total	1,141	\$14.79	\$16,872.87	16.5700	\$18,906.37	\$2,033.50	\$488.34	2.58
RIO TINTO PLC m	1,424	56.49**	80,447.33	46.0600	65,589.44	-14,857.89	2,883.60	4.39
SPONSORED ADR								
RIO								
ROCHE HOLDINGS LTD AD m								
RHHBY	447	21.57**	9,642.75	33.9900	15,193.53	5,550.78	409.00	2.69
ADR B	192	70.04**	13,449.00	69.5600	13,355.52	-93.48	721.92	5.40
RDS/B								
ROYAL DUTCH SHELL PLC								
SPONSORED ADR	172	41.45**	7,130.54	71.2700	12,258.44	5,127.90	N/A	N/A
RYAAY								
SABMILLER PLC ADR								
SBMRY	202	44.76**	9,043.42	51.5600	10,415.12	1,371.70	201.59	1.93
SALESFORCE COM								
CRM	123	33.53	4,125.26		7,295.13	3,169.87		
Acquired 07/06/12	4	41.62	166.51		237.24	70.73		
Acquired 12/13/12	138	42.94	5,926.33		8,184.78	2,258.45		
Acquired 05/28/13	208	37.95	7,895.16		12,336.48	4,441.32		
Acquired 07/02/13								

NYPTC SUCCESSOR TRUSTEE JOAN C EDWARDS AND KNOWN AS THE JOAN

DECEMBER 1, 2014 - DECEMBER 31, 2014
ACCOUNT NUMBER: 8194-8528



Stocks, options & ETFs
Stocks and ETFs continued

DESCRIPTION	QUANTITY	ADJ PRICE/ ORIG PRICE	ADJ COST/ ORIG COST	CURRENT PRICE	CURRENT MARKET VALUE	UNREALIZED GAIN/LOSS	ESTIMATED	
							ANNUAL INCOME	ANNUAL YIELD (%)
Acquired 07/16/13	178	41.75	7,431.50		10,557.18	3,125.68		
Acquired 11/25/13	74	52.61	3,893.84		4,388.94	495.10		
Total	725	\$40.60	\$29,438.60	59.3100	\$42,999.75	\$13,561.15	N/A	N/A
SANDVIK AB SPONSORED ADR	1,148	11.77**	13,520.74	9.6400	11,066.72	-2,454.02	500.52	4.52
SDVKY								
SAP SE-SPONSORED ADR	185	62.63**	11,588.29	69.6500	12,885.25	1,296.96	329.85	2.55
SAP								
SBA COMMUNICATIONS CORP								
SBAC								
Acquired 07/06/12	158	57.81	9,135.22		17,500.08	8,364.86		
Acquired 08/29/12	14	60.14	841.96		1,550.64	708.68		
Acquired 11/27/12	128	67.92	8,694.03		14,177.28	5,483.25		
Acquired 12/12/12	6	69.24	415.44		664.56	249.12		
Acquired 04/23/14	103	91.75	9,450.81		11,408.28	1,957.47		
Total	409	\$69.77	\$28,537.46	110.7600	\$45,300.84	\$16,763.38	N/A	N/A
SCHLUMBERGER LTD SLB	739	91.03**	67,277.12	85.4100	63,117.99	-4,159.13	1,182.40	1.87
SERVICENOW INC NOW								
Acquired 05/29/14	64	54.37	3,479.74		4,342.40	862.66		
Acquired 06/10/14	133	55.71	7,409.48		9,024.05	1,614.57		
Acquired 06/25/14	89	61.47	5,471.27		6,038.65	567.38		
Acquired 07/22/14	223	59.29	13,222.42		15,130.55	1,908.13		
Total	509	\$58.12	\$29,582.91	67.8500	\$34,535.65	\$4,952.74	N/A	N/A
SIEMENS A G - ADR m SIEGY	139	101.93**	14,168.67	112.0000	15,568.00	1,399.33	414.91	2.66
SINGAPORE TELECOMMUNICATIONS-ADR								
SGAPY	152	29.12	4,426.43		4,477.92	51.49		
Acquired 02/13/13	7	29.32	205.30		206.22	0.92		
Acquired 04/04/13	168	32.20	5,409.60		4,949.28	-460.32		
Acquired 05/15/13	18	27.93	502.74		530.28	27.54		
Acquired 03/18/14	82	28.85	2,366.35		2,415.72	49.37		
Acquired 03/27/14								
Total	427	\$30.24	\$12,910.42	29.4600	\$12,579.42	-\$331.00	\$548.26	4.36

NYPTC SUCCESSOR TRUSTEE JOAN C EDWARDS AND KNOWN AS THE JOAN

DECEMBER 1, 2014 - DECEMBER 31, 2014
ACCOUNT NUMBER: 8194-8528



Stocks, options & ETFs
Stocks and ETFs continued

DESCRIPTION	QUANTITY	ADJ PRICE/ ORIG PRICE	ADJ COST/ ORIG COST	CURRENT PRICE	CURRENT MARKET VALUE	UNREALIZED GAIN/LOSS	ESTIMATED	
							ANNUAL INCOME	ANNUAL YIELD (%)
SKF AB SPONSORED ADR PAR S KS 12 50 SKFRY	260	21.14**	5,496.45	20.9000	5,434.00	-62.45	336.70	6.19
SMITH & NEPHEW PLC ADR SNN	284	21.37**	6,071.55	36.7400	10,434.16	4,362.61	118.14	1.13
SPLUNK INC SPLK	246	56.75	13,961.58	58.9500	14,501.70	540.12	N/A	N/A
STARBUCKS CORP SBUX	36	76.95	2,770.53		2,953.80	183.27		
Acquired 09/30/13	173	81.21	14,049.72		14,194.65	144.93		
Acquired 10/31/13	110	80.93	8,903.37		9,025.50	122.13		
Acquired 11/08/13	288	80.03	23,049.54		23,630.40	580.86		
Acquired 11/20/13	64	72.04	4,610.75		5,251.20	640.45		
Acquired 02/27/14								
Total	671	\$79.56	\$53,383.91	82.0500	\$55,055.55	\$1,671.64	\$858.88	1.56
SUN HYDRAULICS INC SNHY	4	35.40	141.60		157.52	15.92		
Acquired 10/09/13	122	36.25	4,423.42		4,804.36	380.94		
Acquired 10/10/13	100	37.24	3,724.52		3,938.00	213.48		
Acquired 10/11/13	110	38.06	4,187.68		4,331.80	144.12		
Acquired 10/14/13	244	37.65	9,187.70		9,608.72	421.02		
Acquired 10/15/13								
Total	580	\$37.35	\$21,664.92	39.3800	\$22,840.40	\$1,175.48	\$208.80	0.91
SUNCOR ENERGY INC NEW SU	1,137	37.27	42,384.51		36,133.86	-6,250.65		
Acquired 10/23/09 inc	420	30.15	12,665.31		13,347.60	682.29		
Acquired 07/05/12	131	32.10	4,206.06		4,163.18	-42.88		
Acquired 08/07/13	418	28.23	11,800.14		13,284.04	1,483.90		
Acquired 12/12/14								
Total	2,106	\$33.74	\$71,056.02	31.7800	\$66,928.68	-\$4,127.34	\$2,031.44	3.04
SVENSKA CELLULOZA AB SP ADR SVCBY	415	15.33	6,365.80		8,918.35	2,552.55		
Acquired 07/06/12	14	19.39	271.59		300.86	29.27		
Acquired 10/24/12	29	20.65	599.11		623.21	24.10		
Acquired 12/18/12	31	25.77	799.17		666.19	-132.98		
Acquired 04/04/13								

NYPTC SUCCESSOR TRUSTEE JOAN C EDWARDS AND KNOWN AS THE JOAN

DECEMBER 1, 2014 - DECEMBER 31, 2014
ACCOUNT NUMBER: 8194-8528



Stocks, options & ETFs
Stocks and ETFs continued

DESCRIPTION	QUANTITY	ADJ PRICE/ ORIG PRICE	ADJ COST/ ORIG COST	CURRENT PRICE	CURRENT MARKET VALUE	UNREALIZED GAIN/LOSS	ESTIMATED	
							ANNUAL INCOME	ANNUAL YIELD (%)
Acquired 03/18/14	5	29.37	146.85		107.45	-39.40		
Acquired 09/17/14	28	24.36	682.36		601.72	-80.64		
Total	522	\$16.98	\$8,864.88	21.4900	\$11,217.78	\$2,352.90	\$309.02	2.75
SYNGENTA AG-ADR SYT	207	69.24**	14,332.84	64.2400	13,297.68	-1,035.16	394.74	2.96
SYNTEL INC SYNT								
Acquired 10/21/09 nc	1,687	22.45	37,886.45	44.9800	75,881.26	37,994.81	N/A	N/A
TAIWAN SEMICONDUCTOR m MFG CO LTD ADR TSM	747	12.12**	9,053.87	22.3800	16,717.86	7,663.99	298.80	1.78
TALISMAN ENERGY INC TLM								
Acquired 10/23/09 nc	343	18.50	6,348.58		2,685.69	-3,662.89		
Acquired 07/05/12	385	11.76	4,529.72		3,014.55	-1,515.17		
Acquired 08/07/13	285	10.95	3,123.40		2,231.55	-891.85		
Total	1,013	\$13.82	\$14,001.70	7.8300	\$7,931.79	-\$6,069.91	\$273.51	3.45
TECHNIP-SA-ADR TKPPY	662	18.44**	12,208.41	14.7950	9,794.29	-2,414.12	354.83	3.62
TECK RESOURCES LTD CLASS B TCK								
Acquired 12/14/12	189	35.56	6,722.29		2,577.96	-4,144.33		
Acquired 08/07/13	256	23.44	6,002.18		3,491.84	-2,510.34		
Acquired 12/12/14	607	11.37	6,905.23		8,279.48	1,374.25		
Total	1,052	\$18.66	\$19,629.70	13.6400	\$14,349.28	-\$5,280.42	\$815.40	5.68
TENARIS S A SPONSORED ADR TS								
Acquired 10/23/09 nc	795	40.01	31,810.49		24,016.95	-7,793.54		
Acquired 07/05/12	230	35.86	8,249.07		6,948.30	-1,300.77		
Acquired 09/25/13	115	48.77	5,608.67		3,474.15	-2,134.52		
Acquired 09/26/13	123	48.29	5,940.29		3,715.83	-2,224.46		
Acquired 12/12/14	792	29.00	22,969.58		23,926.32	956.74		
Total	2,055	\$36.29	\$74,578.10	30.2100	\$62,081.55	-\$12,496.55	\$1,849.50	2.98

NYPTC SUCCESSOR TRUSTEE JOAN C EDWARDS AND KNOWN AS THE JOAN

DECEMBER 1, 2014 - DECEMBER 31, 2014
ACCOUNT NUMBER. 8194-8528



Stocks, options & ETFs
Stocks and ETFs continued

DESCRIPTION	QUANTITY	ADJ PRICE/ ORIG PRICE	ADJ COST/ ORIG COST	CURRENT PRICE	CURRENT MARKET VALUE	UNREALIZED GAIN/LOSS	ESTIMATED	
							ANNUAL INCOME	ANNUAL YIELD (%)
TESLA MOTORS INC								
TSLA								
Acquired 12/19/14	70	216.77	15,173.93		15,568.70	394.77		
Acquired 12/23/14	27	221.53	5,981.33		6,005.07	23.74		
Acquired 12/23/14	14	221.03	3,094.42		3,113.74	19.32		
Total	111	\$218.47	\$24,249.68	222.4100	\$24,687.51	\$437.83	N/A	N/A
TEXAS INSTRUMENTS INC								
TXN								
Acquired 11/19/14	51	51.73	2,638.33		2,726.71	88.38		
Acquired 11/20/14	68	51.70	3,515.67		3,635.62	119.95		
Acquired 11/21/14	149	52.25	7,786.63		7,966.29	179.66		
Acquired 12/09/14	124	54.56	6,766.59		6,629.66	-136.93		
Acquired 12/15/14	113	53.13	6,003.83		6,041.54	37.71		
Total	505	\$52.89	\$26,711.05	53.4650	\$26,999.82	\$288.77	\$686.80	2.54
TOKYO ELECTRON LTD-UNSPN								
ADR								
TOELY								
Acquired 09/19/13	134	11.93	1,599.44		2,556.72	957.28		
Acquired 11/15/13	146	13.84	2,020.64		2,785.68	765.04		
Acquired 03/18/14	41	14.73	604.27		782.28	178.01		
Acquired 03/27/14	85	15.32	1,302.78		1,621.80	319.02		
Total	406	\$13.61	\$5,527.13	19.0800	\$7,746.48	\$2,219.35	\$43.44	0.56
TURKIYE GARANTI BANKASI								
ADR								
TKGBY								
Acquired 05/08/14	2,616	4.02	10,538.29		10,385.52	-152.77		
Acquired 09/17/14	344	3.80	1,308.06		1,365.68	57.62		
Acquired 12/16/14	1,452	3.49	5,076.19		5,764.44	688.25		
Total	4,412	\$3.84	\$16,922.54	3.9700	\$17,515.64	\$593.10	\$416.05	2.38
TWENTY-FIRST CENTY								
CL A								
FOXA								
Acquired 07/30/14	1,867	34.00**	63,488.48	38.4050	71,702.13	8,213.65	466.75	0.65
TWITTER INC								
TWTR								
Acquired 07/30/14	434	46.41	20,142.32	35.8700	15,567.58	-4,574.74	N/A	N/A
UBS GROUP AG								
UBS								

NYPTC SUCCESSOR TRUSTEE JOAN C EDWARDS AND KNOWN AS THE JOAN

DECEMBER 1, 2014 - DECEMBER 31, 2014
ACCOUNT NUMBER: 8194-8528



Stocks, options & ETFs
Stocks and ETFs continued

DESCRIPTION	QUANTITY	ADJ PRICE/ ORIG PRICE	ADJ COST/ ORIG COST	CURRENT PRICE	CURRENT MARKET VALUE	UNREALIZED GAIN/LOSS	ESTIMATED	
							ANNUAL INCOME	ANNUAL YIELD (%)
Acquired 06/27/12 nc	837	N/A##	N/A		14,270.85	N/A		
Acquired 07/05/12	265	11.43	3,030.27		4,518.25	1,487.98		
Acquired 12/12/14	251	11.43	3,030.28		4,279.55	-134.49		
Total	1,353	17.58	\$7,444.31	17.0500	\$23,068.65	\$1,353.49	N/A	N/A
\$7,444.32								
ULTA SALON COSMETICS & FRAGRANCE INC								
ULTA								
Acquired 08/01/13	89	100.98	8,987.22		11,377.76	2,390.54		
Acquired 08/22/13	73	101.84	7,434.43		9,332.32	1,897.89		
Acquired 02/03/14	69	83.90	5,789.62		8,820.96	3,031.34		
Acquired 08/04/14	62	95.17	5,900.86		7,926.08	2,025.22		
Total	293	\$95.95	\$28,112.13	127.8400	\$37,457.12	\$9,344.99	N/A	N/A
UNDER ARMOUR INC CLASS A								
UA								
Acquired 07/10/14	115	58.42	6,718.70		7,808.50	1,089.80		
Acquired 10/23/14	94	65.46	6,153.78		6,382.60	228.82		
Total	209	\$61.59	\$12,872.48	67.9000	\$14,191.10	\$1,318.62	N/A	N/A
UNILEVER NV								
UN								
Acquired 10/23/09 nc	664	31.38	20,836.32		25,922.56	5,086.24		
Acquired 12/19/12	55	38.69	2,128.30		2,147.20	18.90		
Acquired 08/07/13	2	39.60	79.21		78.08	-1.13		
Acquired 12/12/14	31	39.59	1,227.29		1,210.24	-17.05		
Total	752	\$32.28	\$24,271.12	39.0400	\$29,358.08	\$5,086.96	\$963.31	3.28
UNION PACIFIC CORP								
UNP								
Acquired 07/06/12	976	58.31	56,917.75		116,270.88	59,353.13		
Acquired 08/29/12	22	61.50	1,353.00		2,620.86	1,267.86		
Total	998	\$58.39	\$58,270.75	119.1300	\$118,891.74	\$60,620.99	\$1,996.00	1.68

NYPTC SUCCESSOR TRUSTEE JOAN C EDWARDS AND KNOWN AS THE JOAN

DECEMBER 1, 2014 - DECEMBER 31, 2014
ACCOUNT NUMBER: 8194-8528



Stocks, options & ETFs
Stocks and ETFs continued

DESCRIPTION	QUANTITY	ADJ PRICE/ ORIG PRICE	ADJ COST/ ORIG COST	CURRENT PRICE	CURRENT MARKET VALUE	UNREALIZED GAIN/LOSS	ESTIMATED	
							ANNUAL INCOME	ANNUAL YIELD (%)
UNITED OVERSEAS BK LTD SPONSORED ADR LOVEY	388	33.79**	13,113.78	36.9700	14,344.36	1,230.58	433.78	3.02
UNITEDHEALTH GROUP INC UNH	537	80.54**	43,250.70	101.0900	54,285.33	11,034.63	805.50	1.48
VALE SA ADR VALE	564	27.48	15,498.72	4,613.52	-10,885.20	531.70	-1,652.94	
Acquired 10/23/09 nc	65	33.60	2,184.64	6,666.70	-10,183.83	6,666.70	-6,316.48	
Acquired 12/08/10 nc	815	20.67	16,850.53	14,183.89	-2,666.64	14,183.89	-5,905.73	
Acquired 07/05/12	800	16.07	12,860.48	27,255.76	3,322.00	27,255.76		
Acquired 08/29/12	1,012	14.01	14,183.89					
Acquired 08/07/13	3,332	7.18	23,933.76					
Acquired 12/12/14								
Total	6,588	\$12.98	\$85,512.02	8.1800	\$53,889.84	-\$31,622.18	\$863.02	1.60
VERIZON COMMUNICATIONS COM VZ	1,869	44.93	83,984.44	87,431.82	3,447.38	3,447.38		
Acquired 07/05/12	391	47.52	18,582.28	18,290.98	-291.30			
Acquired 03/03/14								
Total	2,260	\$45.38	\$102,566.72	46.7800	\$105,722.80	\$3,156.08	\$4,972.00	4.70
VERTEX PHARMACEUTICALS INC VRTX	105	117.98	12,388.48	12,474.00	85.52	85.52		
Acquired 12/29/14	74	120.42	8,911.19	8,791.20	-119.99			
Acquired 12/31/14								
Total	179	\$118.99	\$21,299.67	118.8000	\$21,265.20	-\$34.47	N/A	N/A
VISA INC CLASS A V	471	125.02	58,888.69	123,496.20	64,607.51	64,607.51		
Acquired 07/06/12	6	127.81	766.89	1,573.20	806.31	806.31		
Acquired 08/29/12	2	147.07	294.14	524.40	230.26	230.26		
Acquired 12/13/12								
Total	479	\$125.16	\$59,949.72	262.2000	\$125,593.80	\$65,644.08	\$919.68	0.73

NYPTC SUCCESSOR TRUSTEE JOAN C EDWARDS AND KNOWN AS THE JOAN

DECEMBER 1, 2014 - DECEMBER 31, 2014
ACCOUNT NUMBER: 8194-8528



Stocks, options & ETFs
Stocks and ETFs continued

DESCRIPTION	QUANTITY	ADJ PRICE/ ORIG PRICE	ADJ COST/ ORIG COST	CURRENT PRICE	CURRENT MARKET VALUE	UNREALIZED GAIN/LOSS	ESTIMATED	
							ANNUAL INCOME	ANNUAL YIELD (%)
WALMART DE MEXICO SPON ADR SER V WMMVY	901	22.70**	20,457.62	21.4400	19,317.44	-1,140.18	344.18	1.78
WASTE MGMT INC DEL WM	2,639	33.29	87,866.82	51.3200	135,433.48	47,566.66	3,958.50	2.92
WD-40 COMPANY COMMON WDFC	1,106	40.60	44,910.45	85.0800	94,098.48	49,188.03	1,681.12	1.78
WEATHERFORD INTERNATIONAL PLC WFT	2,927	N/A##	N/A		33,514.15	N/A		
Acquired 06/27/12 nc	790	12.72	10,053.15		9,045.50	-1,007.65		
Acquired 07/05/12	300	12.25	3,676.80		3,435.00	-241.80		
Acquired 08/29/12	1,653	10.53	17,422.45		18,926.85	1,504.40		
Acquired 12/12/14								
Total	5,670		\$31,152.40	11.4500	\$64,921.50	\$254.95	N/A	N/A
WESTAMERICA BANCORP WABC	1,010	46.98	47,457.16	49.0200	49,510.20	2,053.04	1,535.20	3.10
Acquired 07/06/12								
WHOLE FOODS MARKET INC WFM	254	46.11	11,713.86		12,806.68	1,092.82		
Acquired 11/07/14	312	47.93	14,957.17		15,731.04	773.87		
Acquired 11/11/14								
Total	566	\$47.12	\$26,671.03	50.4200	\$28,537.72	\$1,866.69	\$294.32	1.03
WOLVERINE WORLD WIDE INC WWW	647	23.07	14,932.64		19,067.09	4,134.45		
Acquired 03/22/13	68	23.11	1,571.48		2,003.96	432.48		
Acquired 03/25/13	434	27.96	12,135.94		12,789.98	654.04		
Acquired 01/31/14	1,970	27.56	54,293.40		58,055.90	3,762.50		
Acquired 02/03/14								
Total	3,119	\$26.59	\$82,933.46	29.4700	\$91,916.93	\$8,983.47	\$748.56	0.81

NYPTC SUCCESSOR TRUSTEE JOAN C EDWARDS AND KNOWN AS THE JOAN

DECEMBER 1, 2014 - DECEMBER 31, 2014
ACCOUNT NUMBER: 8194-8528



Stocks, options & ETFs
Stocks and ETFs continued

DESCRIPTION	QUANTITY	ADJ PRICE/ ORIG PRICE	ADJ COST/ ORIG COST	CURRENT PRICE	CURRENT MARKET VALUE	UNREALIZED GAIN/LOSS	ESTIMATED	
							ANNUAL INCOME	ANNUAL YIELD (%)
WOODSIDE PETE LTD SPONSORED ADR WOPEY	507	31.17**	15,803.82	30.9200	15,676.44	-127.38	1,043.40	6.65
WORKDAY INC								
CLASS A								
WDAY								
Acquired 01/29/14	106	86.22	9,140.04		8,650.66	-489.38		
Acquired 04/03/14	45	89.96	4,048.33		3,672.45	-375.88		
Acquired 04/21/14	85	77.89	6,620.80		6,936.85	316.05		
Acquired 05/28/14	32	83.93	2,685.89		2,611.52	-74.37		
Acquired 06/13/14	102	81.86	8,350.21		8,324.22	-25.99		
Total	370	\$83.37	\$30,845.27	81.6100	\$30,195.70	-\$649.57	N/A	N/A
WPP PLC NEW ADR								
WPPGY								
Acquired 09/12/13	72	101.97	7,342.25		7,495.20	152.95		
Acquired 11/15/13	4	109.48	437.92		416.40	-21.52		
Acquired 03/18/14	4	101.89	407.60		416.40	8.80		
Acquired 09/17/14	7	102.89	720.30		728.70	8.40		
Acquired 12/16/14	46	101.60	4,673.70		4,788.60	114.90		
Total	133	\$102.12	\$13,581.77	104.1000	\$13,845.30	\$263.53	\$387.29	2.80
XEROX CORP								
XRX								
Acquired 07/05/12	12,208	7.88	96,199.04	13.8600	169,202.88	73,003.84	3,052.00	1.80
YARA INTERNATIONAL ASA								
YARIY								
Acquired 10/23/09 nc	44	35.80	1,575.20		1,938.64	363.44		
Acquired 08/07/13	9	42.70	384.30		396.54	12.24		
Acquired 12/12/14	3	41.75	125.27		132.18	6.91		
Total	56	\$37.23	\$2,084.77	44.0600	\$2,467.36	\$382.59	\$78.68	3.19
ZOETIS INC								
CLASS A								
ZTS								
Acquired 06/19/13	186	31.10	5,784.60		8,003.58	2,218.98		
Acquired 06/21/13	235	30.99	7,284.96		10,112.05	2,827.09		
Acquired 07/15/13	208	31.40	6,531.89		8,950.24	2,418.35		
Total	629	\$31.16	\$19,601.45	43.0300	\$27,065.87	\$7,464.42	\$208.82	0.77

NYPTC SUCCESSOR TRUSTEE JOAN C EDWARDS AND KNOWN AS THE JOAN

DECEMBER 1, 2014 - DECEMBER 31, 2014
ACCOUNT NUMBER. 8194-8528



Stocks, options & ETFs
Stocks and ETFs continued

DESCRIPTION	QUANTITY	ADJ PRICE/ ORIG PRICE	ADJ COST/ ORIG COST	CURRENT PRICE	CURRENT MARKET VALUE	UNREALIZED GAIN/LOSS	ESTIMATED	
							ANNUAL INCOME	ANNUAL YIELD (%)
Total Stocks and ETFs			\$8,684,665.88		\$11,597,129.98	\$2,862,275.84	\$215,968.89	1.86
Total Stocks, options & ETFs			\$8,684,665.88		\$11,597,129.98	\$2,862,275.84	\$215,968.89	1.86

** Because you have more than 6 tax lots, we are showing the average cost per share
Cost information for one or more securities is not available if you have cost information and would like to see it on future statements, contact Your Financial Advisor
m. This security contains multiple tax lots that may or may not include cost information that is reportable to the IRS
nc Cost information for this tax lot is not covered by IRS reporting requirements. Unless indicated, cost for all other lots will be reported to the IRS

Preferreds/Fixed Rate Cap Securities

DESCRIPTION	QUANTITY	ADJ PRICE/ ORIG PRICE	ADJ COST/ ORIG COST	CURRENT PRICE	CURRENT MARKET VALUE	UNREALIZED GAIN/LOSS	ESTIMATED	
							ANNUAL INCOME	ANNUAL YIELD (%)
VOLKSWAGEN AG-SPONS ADR								
PFD								
VLKPY								
Acquired 04/22/13	205	37.18	7,622.64		9,024.10	1,401.46		
Acquired 08/14/13	2	49.47	98.94		88.04	-10.90		
Acquired 01/29/14	11	52.24	574.64		484.22	-90.42		
Acquired 03/18/14	5	50.31	251.55		220.10	-31.45		
Acquired 09/17/14	58	45.14	2,618.24		2,553.16	-65.08		
Acquired 12/16/14	52	44.17	2,297.27		2,289.04	-8.23		
Total	333	\$40.43	\$13,463.28	44.0200	\$14,658.66	\$1,195.38	\$272.72	1.86
Total Preferreds/Fixed Rate Cap Securities			\$13,463.28		\$14,658.66	\$1,195.38	\$272.72	1.86