



See a Social Security Number? Say Something!
Report Privacy Problems to <https://public.resource.org/privacy>
Or call the IRS Identity Theft Hotline at 1-800-908-4490



Form 990-PF

Department of the Treasury
Internal Revenue Service

Return of Private Foundation

or Section 4947(a)(1) Trust Treated as Private Foundation

Do not enter social security numbers on this form as it may be made public.

Information about Form 990-PF and its separate instructions is at www.irs.gov/form990pf.

OMB No 1545-0052

2014

Open to Public Inspection

For calendar year 2014 or tax year beginning

, and ending

Name of foundation THE MST FOUNDATION		A Employer identification number 20-8065954
Number and street (or P.O. box number if mail is not delivered to street address) P.O. BOX 5585	Room/suite	B Telephone number 281-441-5219
City or town, state or province, country, and ZIP or foreign postal code KINGWOOD, TX 77325		C If exemption application is pending, check here <input type="checkbox"/>
G Check all that apply: <input type="checkbox"/> Initial return <input type="checkbox"/> Final return <input type="checkbox"/> Address change <input type="checkbox"/> Initial return of a former public charity <input type="checkbox"/> Amended return <input type="checkbox"/> Name change		D 1. Foreign organizations, check here <input type="checkbox"/> 2. Foreign organizations meeting the 85% test, check here and attach computation <input type="checkbox"/>
H Check type of organization: <input checked="" type="checkbox"/> Section 501(c)(3) exempt private foundation <input type="checkbox"/> Section 4947(a)(1) nonexempt charitable trust <input type="checkbox"/> Other taxable private foundation		E If private foundation status was terminated under section 507(b)(1)(A), check here <input type="checkbox"/>
I Fair market value of all assets at end of year (from Part II, col (c), line 16) \$ 4,184,817.	J Accounting method: <input checked="" type="checkbox"/> Cash <input type="checkbox"/> Accrual <input type="checkbox"/> Other (specify) _____	F If the foundation is in a 60-month termination under section 507(b)(1)(B), check here <input type="checkbox"/>

Part I Analysis of Revenue and Expenses (The total of amounts in columns (b), (c), and (d) may not necessarily equal the amounts in column (a))		(a) Revenue and expenses per books	(b) Net investment income	(c) Adjusted net income	(d) Disbursements for charitable purposes (cash basis only)
1 Contributions, gifts, grants, etc., received				N/A	
2 Check <input checked="" type="checkbox"/> if the foundation is not required to attach Sch. B					
3 Interest on savings and temporary cash investments					
4 Dividends and interest from securities		104,406.	104,406.		STATEMENT 1
5a Gross rents					
b Net rental income or (loss)					
6a Net gain or (loss) from sale of assets not on line 10		153,193.			
b Gross sales price for all assets on line 6a 1,127,179.					
7 Capital gain net income (from Part IV, line 2)			153,193.		
8 Net short-term capital gain					
9 Income modifications					
10a Gross sales less returns and allowances					
b Less Cost of goods sold					
c Gross profit or (loss)					
11 Other income		<14,114.>	<14,114.>		STATEMENT 2
12 Total. Add lines 1 through 11		243,485.	243,485.		
13 Compensation of officers, directors, trustees, etc		0.	0.		0.
14 Other employee salaries and wages					
15 Pension plans, employee benefits					
16a Legal fees					
b Accounting fees STMT 3		1,500.	750.		750.
c Other professional fees STMT 4		24,626.	24,626.		0.
17 Interest					
18 Taxes STMT 5		11,497.	659.		0.
19 Depreciation and depletion					
20 Occupancy					
21 Travel, conferences, and meetings					
22 Printing and publications					
23 Other expenses STMT 6		472.	472.		0.
24 Total operating and administrative expenses. Add lines 13 through 23		38,095.	26,507.		750.
25 Contributions, gifts, grants paid		188,882.			188,882.
26 Total expenses and disbursements. Add lines 24 and 25		226,977.	26,507.		189,632.
27 Subtract line 26 from line 12:					
a Excess of revenue over expenses and disbursements		16,508.			
b Net investment income (if negative, enter -0-)			216,978.		
c Adjusted net income (if negative, enter -0-)				N/A	

423501
11-24-14

LHA For Paperwork Reduction Act Notice, see instructions.

Form 990-PF (2014)

09090511 756800 8005762

2014.03040 THE MST FOUNDATION

80057621

G14

7

Part II Balance Sheets		Beginning of year (a) Book Value	End of year	
			(b) Book Value	(c) Fair Market Value
Assets	1 Cash - non-interest-bearing	31,363.	6,569.	6,569.
	2 Savings and temporary cash investments	101,430.	94,024.	94,024.
	3 Accounts receivable ▶			
	Less: allowance for doubtful accounts ▶			
	4 Pledges receivable ▶			
	Less: allowance for doubtful accounts ▶			
	5 Grants receivable			
	6 Receivables due from officers, directors, trustees, and other disqualified persons			
	7 Other notes and loans receivable ▶			
	Less: allowance for doubtful accounts ▶			
	8 Inventories for sale or use			
	9 Prepaid expenses and deferred charges			
	10a Investments - U.S. and state government obligations			
	b Investments - corporate stock STMT 7	1,668,894.	1,678,280.	2,209,009.
	c Investments - corporate bonds			
	11 Investments - land, buildings, and equipment basis ▶			
Liabilities	Less: accumulated depreciation ▶			
	12 Investments - mortgage loans			
	13 Investments - other STMT 8	1,860,544.	1,879,516.	1,871,559.
	14 Land, buildings, and equipment basis ▶			
	Less: accumulated depreciation ▶			
	15 Other assets (describe STATEMENT 9)	<16,694.>	3,656.	3,656.
	16 Total assets (to be completed by all filers - see the instructions. Also, see page 1, item I)	3,645,537.	3,662,045.	4,184,817.
	17 Accounts payable and accrued expenses			
	18 Grants payable			
	19 Deferred revenue			
	20 Loans from officers, directors, trustees, and other disqualified persons			
	21 Mortgages and other notes payable			
	22 Other liabilities (describe ▶)			
	23 Total liabilities (add lines 17 through 22)	0.	0.	
Net Assets or Fund Balances	Foundations that follow SFAS 117, check here ▶ <input type="checkbox"/>			
	and complete lines 24 through 26 and lines 30 and 31.			
	24 Unrestricted			
	25 Temporarily restricted			
	26 Permanently restricted			
	Foundations that do not follow SFAS 117, check here ▶ <input checked="" type="checkbox"/>			
	and complete lines 27 through 31.			
	27 Capital stock, trust principal, or current funds	0.	0.	
	28 Paid-in or capital surplus, or land, bldg., and equipment fund	0.	0.	
	29 Retained earnings, accumulated income, endowment, or other funds	3,645,537.	3,662,045.	
	30 Total net assets or fund balances	3,645,537.	3,662,045.	
	31 Total liabilities and net assets/fund balances	3,645,537.	3,662,045.	

Part III Analysis of Changes in Net Assets or Fund Balances

1 Total net assets or fund balances at beginning of year - Part II, column (a), line 30 (must agree with end-of-year figure reported on prior year's return)	1	3,645,537.
2 Enter amount from Part I, line 27a	2	16,508.
3 Other increases not included in line 2 (itemize) ▶	3	0.
4 Add lines 1, 2, and 3	4	3,662,045.
5 Decreases not included in line 2 (itemize) ▶	5	0.
6 Total net assets or fund balances at end of year (line 4 minus line 5) - Part II, column (b), line 30	6	3,662,045.

Part IV Capital Gains and Losses for Tax on Investment Income

(a) List and describe the kind(s) of property sold (e.g., real estate, 2-story brick warehouse; or common stock, 200 shs. MLC Co.)		(b) How acquired P - Purchase D - Donation	(c) Date acquired (mo., day, yr.)	(d) Date sold (mo., day, yr.)
1a				
b SEE ATTACHED STATEMENT				
c				
d				
e				

(e) Gross sales price	(f) Depreciation allowed (or allowable)	(g) Cost or other basis plus expense of sale	(h) Gain or (loss) (e) plus (f) minus (g)
a			
b			
c			
d			
e 1,127,179.		973,986.	153,193.

Complete only for assets showing gain in column (h) and owned by the foundation on 12/31/69

(i) F.M.V. as of 12/31/69	(j) Adjusted basis as of 12/31/69	(k) Excess of col. (i) over col. (j), if any	(l) Gains (Col. (h) gain minus col. (k), but not less than -0-) or Losses (from col. (h))
a			
b			
c			
d			
e			153,193.

2 Capital gain net income or (net capital loss)	{ If gain, also enter in Part I, line 7 If (loss), enter -0- in Part I, line 7 }	2	153,193.
3 Net short-term capital gain or (loss) as defined in sections 1222(5) and (6): If gain, also enter in Part I, line 8, column (c). If (loss), enter -0- in Part I, line 8	{ }	3	N/A

Part V Qualification Under Section 4940(e) for Reduced Tax on Net Investment Income

(For optional use by domestic private foundations subject to the section 4940(a) tax on net investment income.)

If section 4940(d)(2) applies, leave this part blank.

Was the foundation liable for the section 4942 tax on the distributable amount of any year in the base period?

☐ Yes ☒ No

If "Yes," the foundation does not qualify under section 4940(e). Do not complete this part.

1 Enter the appropriate amount in each column for each year; see the instructions before making any entries.

(a) Base period years Calendar year (or tax year beginning in)	(b) Adjusted qualifying distributions	(c) Net value of noncharitable-use assets	(d) Distribution ratio (col. (b) divided by col. (c))
2013	178,588.	3,931,485.	.045425
2012	174,188.	3,638,677.	.047871
2011	182,012.	3,624,164.	.050222
2010	162,347.	3,638,290.	.044622
2009	172,165.	3,422,660.	.050302

2 Total of line 1, column (d)	2	.238442
3 Average distribution ratio for the 5-year base period - divide the total on line 2 by 5, or by the number of years the foundation has been in existence if less than 5 years	3	.047688
4 Enter the net value of noncharitable-use assets for 2014 from Part X, line 5	4	3,598,984.
5 Multiply line 4 by line 3	5	171,628.
6 Enter 1% of net investment income (1% of Part I, line 27b)	6	2,170.
7 Add lines 5 and 6	7	173,798.
8 Enter qualifying distributions from Part XII, line 4 If line 8 is equal to or greater than line 7, check the box in Part VI, line 1b, and complete that part using a 1% tax rate. See the Part VI instructions.	8	189,632.

Part VI Excise Tax Based on Investment Income (Section 4940(a), 4940(b), 4940(e), or 4948 - see instructions)

1a Exempt operating foundations described in section 4940(d)(2), check here <input type="checkbox"/> and enter "N/A" on line 1. Date of ruling or determination letter: _____ (attach copy of letter if necessary-see instructions)			
b Domestic foundations that meet the section 4940(e) requirements in Part V, check here <input checked="" type="checkbox"/> and enter 1% of Part I, line 27b		1	2,170.
c All other domestic foundations enter 2% of line 27b. Exempt foreign organizations enter 4% of Part I, line 12, col. (b).			
2 Tax under section 511 (domestic section 4947(a)(1) trusts and taxable foundations only. Others enter -0-)		2	0.
3 Add lines 1 and 2		3	2,170.
4 Subtitle A (income) tax (domestic section 4947(a)(1) trusts and taxable foundations only. Others enter -0-)		4	0.
5 Tax based on investment income. Subtract line 4 from line 3. If zero or less, enter -0-		5	2,170.
6 Credits/Payments:			
a 2014 estimated tax payments and 2013 overpayment credited to 2014	6a	6,480.	
b Exempt foreign organizations - tax withheld at source	6b		
c Tax paid with application for extension of time to file (Form 8868)	6c		
d Backup withholding erroneously withheld	6d		
7 Total credits and payments. Add lines 6a through 6d	7	6,480.	
8 Enter any penalty for underpayment of estimated tax. Check here <input type="checkbox"/> if Form 2220 is attached	8	1.	
9 Tax due. If the total of lines 5 and 8 is more than line 7, enter amount owed	9		
10 Overpayment. If line 7 is more than the total of lines 5 and 8, enter the amount overpaid	10	4,309.	
11 Enter the amount of line 10 to be: Credited to 2015 estimated tax <input checked="" type="checkbox"/> 2,400. Refunded <input type="checkbox"/>	11	1,909.	

Part VII-A Statements Regarding Activities

	Yes	No
1a During the tax year, did the foundation attempt to influence any national, state, or local legislation or did it participate or intervene in any political campaign?		X
1b Did it spend more than \$100 during the year (either directly or indirectly) for political purposes (see instructions for the definition)? If the answer is "Yes" to 1a or 1b, attach a detailed description of the activities and copies of any materials published or distributed by the foundation in connection with the activities		X
1c Did the foundation file Form 1120-POL for this year?		X
d Enter the amount (if any) of tax on political expenditures (section 4955) imposed during the year: (1) On the foundation. <input checked="" type="checkbox"/> \$ 0. (2) On foundation managers. <input checked="" type="checkbox"/> \$ 0.		
e Enter the reimbursement (if any) paid by the foundation during the year for political expenditure tax imposed on foundation managers. <input checked="" type="checkbox"/> \$ 0.		
2 Has the foundation engaged in any activities that have not previously been reported to the IRS? If "Yes," attach a detailed description of the activities		X
3 Has the foundation made any changes, not previously reported to the IRS, in its governing instrument, articles of incorporation, or bylaws, or other similar instruments? If "Yes," attach a conformed copy of the changes		X
4a Did the foundation have unrelated business gross income of \$1,000 or more during the year?		X
4b If "Yes," has it filed a tax return on Form 990-T for this year?		
5 Was there a liquidation, termination, dissolution, or substantial contraction during the year? If "Yes," attach the statement required by General Instruction T		X
6 Are the requirements of section 508(e) (relating to sections 4941 through 4945) satisfied either: • By language in the governing instrument, or • By state legislation that effectively amends the governing instrument so that no mandatory directions that conflict with the state law remain in the governing instrument?	X	
7 Did the foundation have at least \$5,000 in assets at any time during the year? If "Yes," complete Part II, col (c), and Part XV	X	
8a Enter the states to which the foundation reports or with which it is registered (see instructions) <input checked="" type="checkbox"/> TX		
b If the answer is "Yes" to line 7, has the foundation furnished a copy of Form 990-PF to the Attorney General (or designate) of each state as required by General Instruction G? If "No," attach explanation	X	
9 Is the foundation claiming status as a private operating foundation within the meaning of section 4942(j)(3) or 4942(j)(5) for calendar year 2014 or the taxable year beginning in 2014 (see instructions for Part XIV)? If "Yes," complete Part XIV		X
10 Did any persons become substantial contributors during the tax year? If "Yes," attach a schedule listing their names and addresses		X

Form 990-PF (2014)

Part VII-A Statements Regarding Activities (continued)

11	At any time during the year, did the foundation, directly or indirectly, own a controlled entity within the meaning of section 512(b)(13)? If "Yes," attach schedule (see instructions)	11		X
12	Did the foundation make a distribution to a donor advised fund over which the foundation or a disqualified person had advisory privileges? If "Yes," attach statement (see instructions)	12		X
13	Did the foundation comply with the public inspection requirements for its annual returns and exemption application? Website address ► <u>N/A</u>	13	X	
14	The books are in care of ► <u>MARK MANIFOULD</u> Telephone no. ► <u>281-441-5219</u> Located at ► <u>P.O. BOX 5585, KINGWOOD, TX</u> ZIP+4 ► <u>77325</u>			
15	Section 4947(a)(1) nonexempt charitable trusts filing Form 990-PF in lieu of Form 1041 - Check here and enter the amount of tax-exempt interest received or accrued during the year ► <u>15</u> <u>N/A</u>			
16	At any time during calendar year 2014, did the foundation have an interest in or a signature or other authority over a bank, securities, or other financial account in a foreign country? See the instructions for exceptions and filing requirements for FinCEN Form 114, (formerly TD F 90-22.1). If "Yes," enter the name of the foreign country ►	16	Yes	No X

Part VII-B Statements Regarding Activities for Which Form 4720 May Be Required

File Form 4720 if any item is checked in the "Yes" column, unless an exception applies.

		Yes	No
1a	During the year did the foundation (either directly or indirectly):		
(1)	Engage in the sale or exchange, or leasing of property with a disqualified person? <input type="checkbox"/> Yes <input checked="" type="checkbox"/> No		
(2)	Borrow money from, lend money to, or otherwise extend credit to (or accept it from) a disqualified person? <input type="checkbox"/> Yes <input checked="" type="checkbox"/> No		
(3)	Furnish goods, services, or facilities to (or accept them from) a disqualified person? <input checked="" type="checkbox"/> Yes <input type="checkbox"/> No		
(4)	Pay compensation to, or pay or reimburse the expenses of, a disqualified person? <input type="checkbox"/> Yes <input checked="" type="checkbox"/> No		
(5)	Transfer any income or assets to a disqualified person (or make any of either available for the benefit or use of a disqualified person)? <input type="checkbox"/> Yes <input checked="" type="checkbox"/> No		
(6)	Agree to pay money or property to a government official? (Exception. Check "No" if the foundation agreed to make a grant to or to employ the official for a period after termination of government service, if terminating within 90 days.) <input type="checkbox"/> Yes <input checked="" type="checkbox"/> No		
b	If any answer is "Yes" to 1a(1)-(6), did any of the acts fail to qualify under the exceptions described in Regulations section 53.4941(d)-3 or in a current notice regarding disaster assistance (see instructions)? Organizations relying on a current notice regarding disaster assistance check here ► <input type="checkbox"/>	1b	X
c	Did the foundation engage in a prior year in any of the acts described in 1a, other than excepted acts, that were not corrected before the first day of the tax year beginning in 2014?	1c	X
2	Taxes on failure to distribute income (section 4942) (does not apply for years the foundation was a private operating foundation defined in section 4942(j)(3) or 4942(j)(5)):		
a	At the end of tax year 2014, did the foundation have any undistributed income (lines 6d and 6e, Part XIII) for tax year(s) beginning before 2014? <input type="checkbox"/> Yes <input checked="" type="checkbox"/> No If "Yes," list the years ► _____, _____, _____		
b	Are there any years listed in 2a for which the foundation is not applying the provisions of section 4942(a)(2) (relating to incorrect valuation of assets) to the year's undistributed income? (If applying section 4942(a)(2) to all years listed, answer "No" and attach statement - see instructions.) <u>N/A</u>	2b	
c	If the provisions of section 4942(a)(2) are being applied to any of the years listed in 2a, list the years here. ► _____, _____, _____		
3a	Did the foundation hold more than a 2% direct or indirect interest in any business enterprise at any time during the year? <input type="checkbox"/> Yes <input checked="" type="checkbox"/> No		
b	If "Yes," did it have excess business holdings in 2014 as a result of (1) any purchase by the foundation or disqualified persons after May 26, 1969; (2) the lapse of the 5-year period (or longer period approved by the Commissioner under section 4943(c)(7)) to dispose of holdings acquired by gift or bequest; or (3) the lapse of the 10-, 15-, or 20-year first phase holding period? (Use Schedule C, Form 4720, to determine if the foundation had excess business holdings in 2014) <u>N/A</u>	3b	
4a	Did the foundation invest during the year any amount in a manner that would jeopardize its charitable purposes?	4a	X
b	Did the foundation make any investment in a prior year (but after December 31, 1969) that could jeopardize its charitable purpose that had not been removed from jeopardy before the first day of the tax year beginning in 2014?	4b	X

Form 990-PF (2014)

Part VII-B Statements Regarding Activities for Which Form 4720 May Be Required (continued)

5a During the year did the foundation pay or incur any amount to:

(1) Carry on propaganda, or otherwise attempt to influence legislation (section 4945(e))?

☐ Yes ☒ No

(2) Influence the outcome of any specific public election (see section 4955); or to carry on, directly or indirectly, any voter registration drive?

☐ Yes ☒ No

(3) Provide a grant to an individual for travel, study, or other similar purposes?

☐ Yes ☒ No

(4) Provide a grant to an organization other than a charitable, etc., organization described in section 4945(d)(4)(A)? (see instructions)

☐ Yes ☒ No

(5) Provide for any purpose other than religious, charitable, scientific, literary, or educational purposes, or for the prevention of cruelty to children or animals?

☐ Yes ☒ No

b If any answer is "Yes" to 5a(1)-(5), did any of the transactions fail to qualify under the exceptions described in Regulations section 53.4945 or in a current notice regarding disaster assistance (see instructions)?

N/A

5b

Organizations relying on a current notice regarding disaster assistance check here

☒

c If the answer is "Yes" to question 5a(4), does the foundation claim exemption from the tax because it maintained expenditure responsibility for the grant?

N/A

☐ Yes ☐ No

If "Yes," attach the statement required by Regulations section 53.4945-5(d)

6a Did the foundation, during the year, receive any funds, directly or indirectly, to pay premiums on a personal benefit contract?

☐ Yes ☒ No

6b

X

b Did the foundation, during the year, pay premiums, directly or indirectly, on a personal benefit contract?

If "Yes" to 6b, file Form 8870

7a At any time during the tax year, was the foundation a party to a prohibited tax shelter transaction?

☐ Yes ☒ No

7b

b If "Yes," did the foundation receive any proceeds or have any net income attributable to the transaction?

N/A

Part VIII Information About Officers, Directors, Trustees, Foundation Managers, Highly Paid Employees, and Contractors

1 List all officers, directors, trustees, foundation managers and their compensation.

(a) Name and address	(b) Title, and average hours per week devoted to position	(c) Compensation (If not paid, enter -0-)	(d) Contributions to employee benefit plans and deferred compensation	(e) Expense account, other allowances
MARK D. MANIFOULD	DIRECTOR			
P.O. BOX 5585				
KINGWOOD, TX 77325	0.00	0.	0.	0.
MARY S. MANIFOULD	DIRECTOR			
P.O. BOX 5585				
KINGWOOD, TX 77325	0.00	0.	0.	0.
RICHARD WITHEY	DIRECTOR			
P.O. BOX 5585				
KINGWOOD, TX 77325	0.00	0.	0.	0.

2 Compensation of five highest-paid employees (other than those included on line 1). If none, enter "NONE."

(a) Name and address of each employee paid more than \$50,000	(b) Title, and average hours per week devoted to position	(c) Compensation	(d) Contributions to employee benefit plans and deferred compensation	(e) Expense account, other allowances
NONE				

Total number of other employees paid over \$50,000

0

Form 990-PF (2014)

Part X**Minimum Investment Return** (All domestic foundations must complete this part. Foreign foundations, see instructions)

1	Fair market value of assets not used (or held for use) directly in carrying out charitable, etc., purposes:		
a	Average monthly fair market value of securities	1a	3,537,098.
b	Average of monthly cash balances	1b	116,693.
c	Fair market value of all other assets	1c	
d	Total (add lines 1a, b, and c)	1d	3,653,791.
e	Reduction claimed for blockage or other factors reported on lines 1a and 1c (attach detailed explanation)	1e	0.
2	Acquisition indebtedness applicable to line 1 assets	2	0.
3	Subtract line 2 from line 1d	3	3,653,791.
4	Cash deemed held for charitable activities. Enter 1 1/2% of line 3 (for greater amount, see instructions)	4	54,807.
5	Net value of noncharitable-use assets. Subtract line 4 from line 3. Enter here and on Part V, line 4	5	3,598,984.
6	Minimum investment return. Enter 5% of line 5	6	179,949.

Part XI**Distributable Amount** (see instructions) (Section 4942(j)(3) and (j)(5) private operating foundations and certain foreign organizations check here ☐ and do not complete this part.)

1	Minimum investment return from Part X, line 6	1	179,949.
2a	Tax on investment income for 2014 from Part VI, line 5	2a	2,170.
b	Income tax for 2014. (This does not include the tax from Part VI.)	2b	
c	Add lines 2a and 2b	2c	2,170.
3	Distributable amount before adjustments. Subtract line 2c from line 1	3	177,779.
4	Recoveries of amounts treated as qualifying distributions	4	0.
5	Add lines 3 and 4	5	177,779.
6	Deduction from distributable amount (see instructions)	6	0.
7	Distributable amount as adjusted. Subtract line 6 from line 5. Enter here and on Part XIII, line 1	7	177,779.

Part XII**Qualifying Distributions** (see instructions)

1	Amounts paid (including administrative expenses) to accomplish charitable, etc., purposes:		
a	Expenses, contributions, gifts, etc. - total from Part I, column (d), line 26	1a	189,632.
b	Program-related investments - total from Part IX-B	1b	0.
2	Amounts paid to acquire assets used (or held for use) directly in carrying out charitable, etc., purposes	2	
3	Amounts set aside for specific charitable projects that satisfy the:		
a	Suitability test (prior IRS approval required)	3a	
b	Cash distribution test (attach the required schedule)	3b	
4	Qualifying distributions. Add lines 1a through 3b. Enter here and on Part V, line 8, and Part XIII, line 4	4	189,632.
5	Foundations that qualify under section 4940(e) for the reduced rate of tax on net investment income. Enter 1% of Part I, line 27b	5	2,170.
6	Adjusted qualifying distributions. Subtract line 5 from line 4	6	187,462.

Note. The amount on line 6 will be used in Part V, column (b), in subsequent years when calculating whether the foundation qualifies for the section 4940(e) reduction of tax in those years.

Form 990-PF (2014)

Part XIII Undistributed Income (see instructions)

	(a) Corpus	(b) Years prior to 2013	(c) 2013	(d) 2014
1 Distributable amount for 2014 from Part XI, line 7				177,779.
2 Undistributed income, if any, as of the end of 2014				
a Enter amount for 2013 only			188,771.	
b Total for prior years:		0.		
3 Excess distributions carryover, if any, to 2014:				
a From 2009				
b From 2010				
c From 2011				
d From 2012				
e From 2013				
f Total of lines 3a through e	0.			
4 Qualifying distributions for 2014 from Part XII, line 4: ► \$ 189,632.				
a Applied to 2013, but not more than line 2a			188,771.	
b Applied to undistributed income of prior years (Election required - see instructions)		0.		
c Treated as distributions out of corpus (Election required - see instructions)	0.			
d Applied to 2014 distributable amount				861.
e Remaining amount distributed out of corpus	0.			
5 Excess distributions carryover applied to 2014 (If an amount appears in column (d), the same amount must be shown in column (a))	0.			0.
6 Enter the net total of each column as indicated below:	0.			
a Corpus. Add lines 3f, 4c, and 4e. Subtract line 5	0.			
b Prior years' undistributed income. Subtract line 4b from line 2b		0.		
c Enter the amount of prior years' undistributed income for which a notice of deficiency has been issued, or on which the section 4942(a) tax has been previously assessed		0.		
d Subtract line 6c from line 6b. Taxable amount - see instructions		0.		
e Undistributed income for 2013. Subtract line 4a from line 2a. Taxable amount - see instr.			0.	
f Undistributed income for 2014. Subtract lines 4d and 5 from line 1. This amount must be distributed in 2015				176,918.
7 Amounts treated as distributions out of corpus to satisfy requirements imposed by section 170(b)(1)(F) or 4942(g)(3) (Election may be required - see instructions)	0.			
8 Excess distributions carryover from 2009 not applied on line 5 or line 7	0.			
9 Excess distributions carryover to 2015. Subtract lines 7 and 8 from line 6a	0.			
10 Analysis of line 9:				
a Excess from 2010				
b Excess from 2011				
c Excess from 2012				
d Excess from 2013				
e Excess from 2014				

Part XV Supplementary Information (continued)**3 Grants and Contributions Paid During the Year or Approved for Future Payment**

Recipient Name and address (home or business)	If recipient is an individual, show any relationship to any foundation manager or substantial contributor	Foundation status of recipient	Purpose of grant or contribution	Amount
a Paid during the year				
APPLEBY COLLEGE P.O. BOX 5585 KINGWOOD, TX 77325	NONE	PC	TO PROVIDE SUPPORT	5,000.
AUBURN UNIVERSITY 300 LEM MORRISON DR AUBURN, AL 36849	NONE	PC	TO PROVIDE SUPPORT	5,000.
CLUTCH CITY FOUNDATION 1510 POLK ST HOUSTON, TX 77002	NONE	PC	TO PROVIDE SUPPORT	5,000.
COACH K FOUNDATION 904 WEST CHAPEL HILL ST DURHAM, NC 27701	NONE	PC	TO PROVIDE SUPPORT	1,000.
COLLABORATIVE FOR CHILDREN 1111 NORTH LOOP WEST, STE 600 HOUSTON, TX 77008	NONE	PC	TO PROVIDE SUPPORT	10,000.
Total	SEE CONTINUATION SHEET(S)			188,882.
b Approved for future payment				
NONE				
Total				0.



Part XVII Information Regarding Transfers To and Transactions and Relationships With Noncharitable Exempt Organizations


- | 1 | Did the organization directly or indirectly engage in any of the following with any other organization described in section 501(c) of the Code (other than section 501(c)(3) organizations) or in section 527, relating to political organizations? | | | Yes | No |
|----------|----------------------------------------------------------------------------------------------------------------------------------------------------------------------------------------------------------------------------------------------------------------------------------------------------------------------------------------------------------------------------------------------|-------|--|-----|----|
| | | | | | |
| a | Transfers from the reporting foundation to a noncharitable exempt organization of: | | | | |
| | (1) Cash | 1a(1) | | | X |
| | (2) Other assets | 1a(2) | | | X |
| b | Other transactions: | | | | |
| | (1) Sales of assets to a noncharitable exempt organization | 1b(1) | | | X |
| | (2) Purchases of assets from a noncharitable exempt organization | 1b(2) | | | X |
| | (3) Rental of facilities, equipment, or other assets | 1b(3) | | | X |
| | (4) Reimbursement arrangements | 1b(4) | | | X |
| | (5) Loans or loan guarantees | 1b(5) | | | X |
| | (6) Performance of services or membership or fundraising solicitations | 1b(6) | | | X |
| | (7) Sharing of facilities, equipment, mailing lists, other assets, or paid employees | 1c | | | X |
| d | If the answer to any of the above is "Yes," complete the following schedule. Column (b) should always show the fair market value of the goods, other assets, or services given by the reporting foundation. If the foundation received less than fair market value in any transaction or sharing arrangement, show in column (d) the value of the goods, other assets, or services received. | | | | |

[illegible]

- 2a** Is the foundation directly or indirectly affiliated with, or related to, one or more tax-exempt organizations described in section 501(c) of the Code (other than section 501(c)(3)) or in section 527? ☐ Yes ☒ No
- b** If "Yes," complete the following schedule.

(a) Name of organization	(b) Type of organization	(c) Description of relationship
N/A		

Sign Here	Under penalties of perjury, I declare that I have examined this return, including accompanying schedules and statements, and to the best of my knowledge and belief, it is true, correct, and complete. Declaration of preparer (other than taxpayer) is based on all information of which preparer has any knowledge.		<div>May the IRS discuss this return with the preparer shown below (see instr.)? <input checked="" type="checkbox"/> Yes <input type="checkbox"/> No</div>
	 Signature of officer or trustee	 Date	

Paid Preparer Use Only	Print/Type preparer's name	Preparer's signature	Date	Check <input type="checkbox"/> if self-employed	PTIN
	JUSTIN W. REEVES		5/11/15		P01248048
	Firm's name ▶ WEAVER AND TIDWELL, L.L.P.			Firm's EIN ▶ 75-0786316	
	Firm's address ▶ 12221 MERIT DRIVE, SUITE 1400 DALLAS, TX 75251			Phone no. 972-490-1970	

FORM 990-PF DIVIDENDS AND INTEREST FROM SECURITIES STATEMENT 1

SOURCE	GROSS AMOUNT	CAPITAL GAINS DIVIDENDS	(A) REVENUE PER BOOKS	(B) NET INVEST- MENT INCOME	(C) ADJUSTED NET INCOME
FROM K-1 - POWERSHARES DB COMMODITY INDEX U.S. TRUST	19. 127,685.	0. 23,298.	19. 104,387.	19. 104,387.	
TO PART I, LINE 4	127,704.	23,298.	104,406.	104,406.	

FORM 990-PF OTHER INCOME STATEMENT 2

DESCRIPTION	(A) REVENUE PER BOOKS	(B) NET INVEST- MENT INCOME	(C) ADJUSTED NET INCOME
FROM K-1 - POWERSHARES DB COMMODITY INDEX TRACKING FUND MISCELLANEOUS INCOME FROM 1099	<15,129.> 1,015.	<15,129.> 1,015.	
TOTAL TO FORM 990-PF, PART I, LINE 11	<14,114.>	<14,114.>	

FORM 990-PF ACCOUNTING FEES STATEMENT 3

DESCRIPTION	(A) EXPENSES PER BOOKS	(B) NET INVEST- MENT INCOME	(C) ADJUSTED NET INCOME	(D) CHARITABLE PURPOSES
ACCOUNTING FEES - WT	1,500.	750.		750.
TO FORM 990-PF, PG 1, LN 16B	1,500.	750.		750.

FORM 990-PF	OTHER PROFESSIONAL FEES	STATEMENT	4
-------------	-------------------------	-----------	---

DESCRIPTION	(A) EXPENSES PER BOOKS	(B) NET INVEST- MENT INCOME	(C) ADJUSTED NET INCOME	(D) CHARITABLE PURPOSES
ADVISORY FEES	24,626.	24,626.		0.
TO FORM 990-PF, PG 1, LN 16C	24,626.	24,626.		0.

FORM 990-PF	TAXES	STATEMENT	5
-------------	-------	-----------	---

DESCRIPTION	(A) EXPENSES PER BOOKS	(B) NET INVEST- MENT INCOME	(C) ADJUSTED NET INCOME	(D) CHARITABLE PURPOSES
FOREIGN TAX	659.	659.		0.
EXCISE TAX	10,838.	0.		0.
TO FORM 990-PF, PG 1, LN 18	11,497.	659.		0.

FORM 990-PF	OTHER EXPENSES	STATEMENT	6
-------------	----------------	-----------	---

DESCRIPTION	(A) EXPENSES PER BOOKS	(B) NET INVEST- MENT INCOME	(C) ADJUSTED NET INCOME	(D) CHARITABLE PURPOSES
OTHER INVESTMENT EXPENSES FROM K-1 - POWERSHARES DB COMMODITY INDEX TRACKING FUND	12. 460.	12. 460.		0. 0.
TO FORM 990-PF, PG 1, LN 23	472.	472.		0.

FORM 990-PF	CORPORATE STOCK	STATEMENT	7
-------------	-----------------	-----------	---

DESCRIPTION	BOOK VALUE	FAIR MARKET VALUE
EQUITIES	1,678,280.	2,209,009.
TOTAL TO FORM 990-PF, PART II, LINE 10B	1,678,280.	2,209,009.

FORM 990-PF	OTHER INVESTMENTS	STATEMENT	8
-------------	-------------------	-----------	---

DESCRIPTION	VALUATION METHOD	BOOK VALUE	FAIR MARKET VALUE
MUTUAL FUNDS	FMV	1,809,172.	1,792,836.
REAL ESTATE	FMV	32,349.	38,133.
TANGIBLE ASSETS	FMV	37,995.	40,590.
TOTAL TO FORM 990-PF, PART II, LINE 13		1,879,516.	1,871,559.

FORM 990-PF	OTHER ASSETS	STATEMENT	9
-------------	--------------	-----------	---

DESCRIPTION	BEGINNING OF YR BOOK VALUE	END OF YEAR BOOK VALUE	FAIR MARKET VALUE
DIVIDEND TIMING DIFFERENCE	<16,694.>	3,656.	3,656.
TO FORM 990-PF, PART II, LINE 15	<16,694.>	3,656.	3,656.

FORM 990-PF	PART XV - LINE 1A LIST OF FOUNDATION MANAGERS	STATEMENT	10
-------------	--------------------------------------------------	-----------	----

NAME OF MANAGER

MARK D. MANIFOULD
MARY S. MANIFOULD

Income for 2014

This section reports your sales transactions during the year. A schedule of your net gains and losses is shown below. Please note that if you have sold an asset for which the cost basis information is unknown it is shown separately in the section entitled Transactions with Unknown Cost Basis. Please review these carefully when preparing your return. An asterisk symbol (*) next to the tax cost indicates that the tax cost has been adjusted for current year's return of capital.

The following items are provided to you to assist in the preparation of your tax returns. We have included the following Codes and Adjustment amounts: "W" for wash sales, "C" for collectibles, and "D" for Market Discount. Typically, collectibles are taxed at 28% rates. For your convenience, if applicable, we have included the portion subject to Section 988 translation gains and losses and Market Discount in the column titled "Portion Subject to 988 and Market Discount". We have also included gains on collectibles taxed at 28% rates in the last column. If we have included a dagger symbol (†) next to the sale transaction with a net loss, this indicates that you can not take a loss on your tax return based on gross proceeds from a reportable change in control or capital structure.

Short Term Transactions

DESCRIPTION		CUSIP	SYMBOL							Portion Subject to 988 and Market Discount (included in Net G/L)	Portion Subject to 28% Rates (included in Net G/L)
Date sold or disposed	Date acquired	Units	Proceeds	Cost or other basis	Net Gain/Loss	Code	Adjustments				
AECOM TECHNOLOGY CORP DELAWARE		00766T100	ACM								
10/23/14	04/23/14	17	\$545.79	\$566.21	\$-20.42		\$0.00		\$0.00	\$0.00	\$0.00
10/23/14	02/21/14	15	\$481.57	\$458.34	\$23.23		\$0.00		\$0.00	\$0.00	\$0.00
11/24/14	03/19/14	0.05	\$1.66	\$6.14	\$-4.48		\$0.00		\$0.00	\$0.00	\$0.00
11/24/14	02/21/14	0.05	\$1.66	\$1.56	\$0.10		\$0.00		\$0.00	\$0.00	\$0.00
12/10/14	02/21/14	5	\$149.02	\$152.78	\$-3.76		\$0.00		\$0.00	\$0.00	\$0.00
ALLIANCE DATA SYS CORP		018581108	ADS								
05/15/14	03/14/14	30	\$7,066.85	\$8,370.56	\$-1,303.71		\$0.00		\$0.00	\$0.00	\$0.00

Short Term Transactions

DESCRIPTION		CUSIP	SYMBOL						
Date sold or disposed	Date acquired	Units	Proceeds	Cost or other basis	Net Gain/Loss	Code	Adjustments	Portion Subject to 988 and Market Discount (included in Net G/L)	Portion Subject to 28% Rates (included in Net G/L)
ALLIANCE DATA SYS CORP		018581108	ADS						
05/15/14	12/11/13	26	\$6,124.60	\$6,348.52	\$-223.92		\$0.00	\$0.00	\$0.00
05/16/14	12/11/13	11	\$2,585.02	\$2,685.91	\$-100.89		\$0.00	\$0.00	\$0.00
AMGEN INC		031162100	AMGN						
05/13/14	01/14/14	1	\$111.50	\$117.71	\$-6.21		\$0.00	\$0.00	\$0.00
AMPHENOL CORP NEW CLA		032095101	APH						
02/11/14	07/25/13	38	\$3,337.67	\$2,952.79	\$384.88		\$0.00	\$0.00	\$0.00
02/12/14	07/25/13	15	\$1,322.41	\$1,165.58	\$156.83		\$0.00	\$0.00	\$0.00
02/13/14	07/25/13	9	\$793.63	\$699.35	\$94.28		\$0.00	\$0.00	\$0.00
ANADARKO PETROLEUM		032511107	APC						
01/08/14	07/25/13	6	\$476.69	\$537.75	\$-61.06		\$0.00	\$0.00	\$0.00
01/08/14	07/25/13	65	\$5,137.09	\$5,825.62	\$-688.53		\$0.00	\$0.00	\$0.00
12/09/14	06/20/14	4	\$313.30	\$446.09	\$-132.79		\$0.00	\$0.00	\$0.00
12/09/14	04/15/14	31	\$2,428.53	\$3,024.27	\$-595.74		\$0.00	\$0.00	\$0.00
12/09/14	04/16/14	38	\$2,976.90	\$3,740.77	\$-763.87		\$0.00	\$0.00	\$0.00
12/09/14	06/20/14	52	\$4,073.65	\$5,799.11	\$-1,725.46		\$0.00	\$0.00	\$0.00
12/09/14	05/27/14	30	\$2,350.18	\$3,051.22	\$-701.04		\$0.00	\$0.00	\$0.00
12/10/14	04/15/14	51	\$3,867.34	\$4,975.41	\$-1,108.07		\$0.00	\$0.00	\$0.00
APPLE COMPUTER INC		037833100	AAPL						
02/21/14	07/25/13	12	\$6,376.24	\$5,286.42	\$1,089.82		\$0.00	\$0.00	\$0.00



Bank of America Private Wealth Management

IM THE MST FOUNDATION

2014 Tax Information Letter

Account Number 044001153824

Page 9

Short Term Transactions

DESCRIPTION		CUSIP	SYMBOL							Portion Subject to 988 and Market Discount (included in Net G/L)	Portion Subject to 28% Rates (included in Net G/L)
Date sold or disposed	Date acquired	Units	Proceeds	Cost or other basis	Net Gain/Loss	Code	Adjustments				
ASSURANT INC											
11/12/14	05/27/14	9	\$614.12	\$607.66	\$6.46		\$0.00		\$0.00		\$0.00
ATMOS ENERGY CORP											
04/30/14	07/30/13	6	\$305.48	\$268.45	\$37.03		\$0.00		\$0.00		\$0.00
04/30/14	06/25/13	7	\$356.39	\$275.28	\$81.11		\$0.00		\$0.00		\$0.00
AUTONATION INC											
10/01/14	06/23/14	35	\$1,719.97	\$2,069.84	\$-349.87		\$0.00		\$0.00		\$0.00
10/02/14	06/23/14	9	\$458.75	\$531.99	\$-73.24		\$0.00		\$0.00		\$0.00
10/02/14	06/20/14	10	\$509.72	\$587.75	\$-78.03		\$0.00		\$0.00		\$0.00
10/02/14	06/23/14	12	\$611.67	\$709.66	\$-97.99		\$0.00		\$0.00		\$0.00
10/02/14	06/24/14	27	\$1,376.25	\$1,579.94	\$-203.69		\$0.00		\$0.00		\$0.00
10/02/14	06/20/14	71	\$3,619.01	\$4,194.74	\$-575.73		\$0.00		\$0.00		\$0.00
AVERY DENNISON CORP											
02/21/14	05/23/13	2	\$98.00	\$87.08	\$10.92		\$0.00		\$0.00		\$0.00
02/21/14	01/22/14	3	\$146.99	\$155.30	\$-8.31		\$0.00		\$0.00		\$0.00
02/21/14	01/23/14	4	\$195.99	\$204.07	\$-8.08		\$0.00		\$0.00		\$0.00
BOEING CO											
05/13/14	06/25/13	1	\$133.45	\$98.61	\$34.84		\$0.00		\$0.00		\$0.00
BOOZ ALLEN HAMILTON HLDG CORP											
10/29/14	09/17/14	4	\$100.69	\$95.33	\$5.36		\$0.00		\$0.00		\$0.00

Short Term Transactions

DESCRIPTION		CUSIP	SYMBOL							Portion Subject to 988 and Market Discount (included in Net G/L)	Portion Subject to 28% Rates (included in Net G/L)
Date sold or disposed	Date acquired	Units	Proceeds	Cost or other basis	Net Gain/Loss	Code	Adjustments				
BROWN SHOE INC NEW		115736100	BWS								
12/08/14	09/17/14	9	\$289.22	\$257.75	\$31.47		\$0.00		\$0.00	\$0.00	\$0.00
CDW CORP		12514G108	CDW								
06/27/14	03/21/14	12	\$382.59	\$305.02	\$77.57		\$0.00		\$0.00	\$0.00	\$0.00
07/15/14	12/13/13	11	\$342.73	\$248.90	\$93.83		\$0.00		\$0.00	\$0.00	\$0.00
07/15/14	01/08/14	7	\$218.10	\$168.98	\$49.12		\$0.00		\$0.00	\$0.00	\$0.00
07/15/14	03/21/14	7	\$218.10	\$177.93	\$40.17		\$0.00		\$0.00	\$0.00	\$0.00
CALIFORNIA RESOURCES CORP		13057Q107	CRC								
12/11/14	06/24/14	32.8	\$178.70	\$295.65	\$-116.95		\$0.00		\$0.00	\$0.00	\$0.00
CELGENE CORP COM		151020104	CELG								
03/24/14	01/10/14	56	\$7,959.13	\$9,493.15	\$-1,534.02		\$0.00		\$0.00	\$0.00	\$0.00
CERNER CORP		156782104	CERN								
05/27/14	07/25/13	103	\$5,539.98	\$5,076.36	\$463.62		\$0.00		\$0.00	\$0.00	\$0.00
05/28/14	07/25/13	36	\$1,959.73	\$1,774.26	\$185.47		\$0.00		\$0.00	\$0.00	\$0.00
CHEMTURA CORP		163893209	CHMT								
01/08/14	05/08/13	19	\$501.67	\$408.56	\$93.11		\$0.00		\$0.00	\$0.00	\$0.00
CHEVRONTEXACO CORP		166764100	CVX								
01/08/14	07/25/13	23	\$2,829.98	\$2,895.18	\$-65.20		\$0.00		\$0.00	\$0.00	\$0.00
01/08/14	07/25/13	6	\$743.39	\$755.26	\$-11.87		\$0.00		\$0.00	\$0.00	\$0.00
01/08/14	07/25/13	20	\$2,460.85	\$2,517.55	\$-56.70	W	\$56.70		\$0.00	\$0.00	\$0.00

Short Term Transactions

DESCRIPTION		CUSIP	SYMBOL							Portion Subject to 988 and Market Discount (included in Net G/L)	Portion Subject to 28% Rates (included in Net G/L)
Date sold or disposed	Date acquired	Units	Proceeds	Cost or other basis	Net Gain/Loss	Code	Adjustments				
CHEVRONTEXACO CORP		166764100	CVX								
05/13/14	07/31/13	1	\$125.13	\$122.45	\$2.68		\$0.00		\$0.00	\$0.00	
06/24/14	07/31/13	19	\$2,527.59	\$2,326.60	\$200.99		\$0.00		\$0.00	\$0.00	
CISCO SYSTEM INC		17275R102	CSCO								
05/13/14	06/25/13	10	\$228.63	\$242.45	\$-13.82		\$0.00		\$0.00	\$0.00	
COMERICA INC		200340107	CMA								
12/01/14	11/04/14	9	\$409.84	\$430.38	\$-20.54		\$0.00		\$0.00	\$0.00	
COMMERCIAL METALS CO		201723103	CMC								
05/27/14	04/15/14	19	\$355.86	\$360.09	\$-4.23		\$0.00		\$0.00	\$0.00	
05/27/14	04/14/14	10	\$187.30	\$195.85	\$-8.55		\$0.00		\$0.00	\$0.00	
CON-WAY INC		205944101	CNW								
05/23/14	11/15/13	7	\$317.86	\$285.25	\$32.61		\$0.00		\$0.00	\$0.00	
05/23/14	03/11/14	7	\$317.86	\$289.10	\$28.76		\$0.00		\$0.00	\$0.00	
CONOCOPHILLIPS		20825C104	COP								
01/08/14	07/25/13	121	\$8,429.28	\$7,915.22	\$514.06		\$0.00		\$0.00	\$0.00	
01/08/14	07/25/13	10	\$697.44	\$654.15	\$43.29		\$0.00		\$0.00	\$0.00	
05/13/14	09/06/13	1	\$78.46	\$68.60	\$9.86		\$0.00		\$0.00	\$0.00	
CONVERGYS CORP		212485106	CVG								
04/14/14	12/18/13	18	\$382.04	\$371.93	\$10.11		\$0.00		\$0.00	\$0.00	
04/15/14	12/18/13	16	\$336.23	\$330.60	\$5.63		\$0.00		\$0.00	\$0.00	

Short Term Transactions

DESCRIPTION		CUSIP	SYMBOL						
Date sold or disposed	Date acquired	Units	Proceeds	Cost or other basis	Net Gain/Loss	Code	Adjustments	Portion Subject to 988 and Market Discount (included in Net G/L)	Portion Subject to 28% Rates (included in Net G/L)
COSTCO WHSL CORP NEW		22160K105	COST						
03/14/14	07/25/13	60	\$6,829.12	\$7,048.29	\$-219.17		\$0.00	\$0.00	\$0.00
DANA HLDG CORP		235825205	DAN						
03/19/14	02/20/14	5	\$110.42	\$105.54	\$4.88		\$0.00	\$0.00	\$0.00
07/10/14	01/08/14	14	\$333.31	\$278.34	\$54.97		\$0.00	\$0.00	\$0.00
07/10/14	07/24/13	1	\$23.81	\$20.95	\$2.86		\$0.00	\$0.00	\$0.00
07/10/14	02/20/14	2	\$47.62	\$42.22	\$5.40		\$0.00	\$0.00	\$0.00
07/10/14	11/14/13	4	\$95.23	\$76.92	\$18.31		\$0.00	\$0.00	\$0.00
DINEEQUITY INC		254423106	DIN						
10/07/14	02/06/14	3	\$241.45	\$228.08	\$13.37		\$0.00	\$0.00	\$0.00
10/07/14	10/22/13	5	\$402.42	\$367.18	\$35.24		\$0.00	\$0.00	\$0.00
DISCOVERY COMMUNICATIONS INC		25470F104	DISCA						
04/11/14	07/25/13	61	\$4,768.63	\$5,163.35	\$-394.72		\$0.00	\$0.00	\$0.00
04/14/14	07/25/13	43	\$3,318.14	\$3,639.73	\$-321.59		\$0.00	\$0.00	\$0.00
DOVER CORP		260003108	DOV						
05/13/14	01/15/14	1	\$86.88	\$80.13	\$6.75		\$0.00	\$0.00	\$0.00
EMC CORPORATION		268648102	EMC						
01/29/14	08/21/13	84	\$2,070.37	\$2,180.35	\$-109.98		\$0.00	\$0.00	\$0.00
01/29/14	08/21/13	173	\$4,263.97	\$4,490.47	\$-226.50	W	\$226.50	\$0.00	\$0.00
05/13/14	08/06/13	14	\$358.25	\$377.64	\$-19.39		\$0.00	\$0.00	\$0.00

Short Term Transactions

DESCRIPTION		CUSIP	SYMBOL						
Date sold or disposed	Date acquired	Units	Proceeds	Cost or other basis	Net Gain/Loss	Code	Adjustments	Portion Subject to 988 and Market Discount (included in Net G/L)	Portion Subject to 28% Rates (included in Net G/L)
EOG RES INC		26875P101	EOG						
12/09/14	06/20/14	53	\$4,719.18	\$6,263.68	\$-1,544.50		\$0.00	\$0.00	\$0.00
12/09/14	05/27/14	29	\$2,582.19	\$3,020.46	\$-438.27		\$0.00	\$0.00	\$0.00
12/09/14	04/16/14	10	\$890.41	\$1,012.04	\$-121.63		\$0.00	\$0.00	\$0.00
12/09/14	04/16/14	14	\$1,245.81	\$1,416.86	\$-171.05		\$0.00	\$0.00	\$0.00
12/10/14	11/05/14	88	\$7,587.53	\$8,472.07	\$-884.54		\$0.00	\$0.00	\$0.00
12/10/14	04/15/14	78	\$6,725.32	\$7,872.77	\$-1,147.45		\$0.00	\$0.00	\$0.00
12/10/14	04/16/14	15	\$1,293.33	\$1,518.07	\$-224.74		\$0.00	\$0.00	\$0.00
E TRADE FINL CORP		269246401	ETFC						
02/04/14	05/23/13	26	\$511.36	\$293.66	\$217.70		\$0.00	\$0.00	\$0.00
02/04/14	02/21/13	8	\$157.34	\$87.90	\$69.44		\$0.00	\$0.00	\$0.00
02/21/14	02/21/13	32	\$724.54	\$351.59	\$372.95		\$0.00	\$0.00	\$0.00
ELECTRONIC ARTS		285512109	EA						
02/06/14	01/07/14	10	\$263.23	\$231.57	\$31.66		\$0.00	\$0.00	\$0.00
03/26/14	01/07/14	12	\$346.13	\$277.88	\$68.25		\$0.00	\$0.00	\$0.00
10/29/14	01/07/14	9	\$348.56	\$208.41	\$140.15		\$0.00	\$0.00	\$0.00
12/08/14	01/07/14	3	\$139.32	\$69.47	\$69.85		\$0.00	\$0.00	\$0.00
ENTEGRIS INC		29362U104	ENTG						
02/06/14	04/09/13	26	\$297.82	\$246.59	\$51.23		\$0.00	\$0.00	\$0.00

Short Term Transactions

DESCRIPTION		CUSIP	SYMBOL						
Date sold or disposed	Date acquired	Units	Proceeds	Cost or other basis	Net Gain/Loss	Code	Adjustments	Portion Subject to 988 and Market Discount (included in Net G/L)	Portion Subject to 28% Rates (included in Net G/L)
FACEBOOK INC		30303M102	FB						
09/08/14	02/21/14	84	\$6,530.77	\$5,785.15	\$745.62		\$0.00	\$0.00	\$0.00
11/20/14	02/21/14	45	\$3,307.12	\$3,099.19	\$207.93		\$0.00	\$0.00	\$0.00
FIFTH THIRD BANCORP		316773100	FITB						
05/13/14	06/26/13	12	\$250.56	\$215.75	\$34.81		\$0.00	\$0.00	\$0.00
FLOWERVE CORP		34354P105	FLS						
05/27/14	11/26/13	7	\$523.15	\$500.48	\$22.67		\$0.00	\$0.00	\$0.00
05/27/14	11/27/13	11	\$822.09	\$784.87	\$37.22		\$0.00	\$0.00	\$0.00
05/27/14	11/25/13	6	\$448.41	\$429.67	\$18.74		\$0.00	\$0.00	\$0.00
05/28/14	11/21/13	20	\$1,486.43	\$1,413.50	\$72.93		\$0.00	\$0.00	\$0.00
05/28/14	11/27/13	4	\$297.29	\$285.41	\$11.88		\$0.00	\$0.00	\$0.00
05/28/14	11/22/13	4	\$297.29	\$283.54	\$13.75		\$0.00	\$0.00	\$0.00
05/29/14	11/21/13	22	\$1,631.73	\$1,554.86	\$76.87		\$0.00	\$0.00	\$0.00
05/29/14	11/22/13	9	\$667.52	\$634.82	\$32.70		\$0.00	\$0.00	\$0.00
06/20/14	11/22/13	27	\$2,115.90	\$1,904.45	\$211.45		\$0.00	\$0.00	\$0.00
06/23/14	07/25/13	5	\$389.88	\$279.88	\$110.00		\$0.00	\$0.00	\$0.00
06/23/14	11/22/13	7	\$545.84	\$493.75	\$52.09		\$0.00	\$0.00	\$0.00
06/24/14	07/25/13	17	\$1,313.73	\$951.58	\$362.15		\$0.00	\$0.00	\$0.00
GANNETT INC		364730101	GCI						
06/27/14	12/18/13	11	\$336.69	\$293.31	\$43.38		\$0.00	\$0.00	\$0.00

Short Term Transactions

DESCRIPTION		CUSIP	SYMBOL							Portion Subject to 988 and Market Discount (included in Net G/L)	Portion Subject to 28% Rates (included in Net G/L)
Date sold or disposed	Date acquired	Units	Proceeds	Cost or other basis	Net Gain/Loss	Code	Adjustments				
GANNETT INC											
		364730101	GCI								
06/27/14	07/11/13	21	\$642.77	\$555.55	\$87.22		\$0.00		\$0.00	\$0.00	\$0.00
08/11/14	10/10/13	16	\$539.45	\$398.63	\$140.82		\$0.00		\$0.00	\$0.00	\$0.00
GENWORTH FINL INC CLA											
		37247D106	GNW								
06/04/14	06/25/13	36	\$632.65	\$389.63	\$243.02		\$0.00		\$0.00	\$0.00	\$0.00
GILEAD SCIENCES INC											
		375558103	GILD								
04/15/14	03/24/14	31	\$2,048.26	\$2,244.80	\$-196.54		\$0.00		\$0.00	\$0.00	\$0.00
08/19/14	03/24/14	34	\$3,427.69	\$2,462.04	\$965.65		\$0.00		\$0.00	\$0.00	\$0.00
10/28/14	03/24/14	21	\$2,371.59	\$1,520.67	\$850.92		\$0.00		\$0.00	\$0.00	\$0.00
GOOGLE INC CLA											
		38259P508	GOOG L								
04/15/14	07/25/13	6	\$3,192.99	\$2,677.92	\$515.07		\$0.00		\$0.00	\$0.00	\$0.00
06/20/14	07/02/13	2	\$1,126.88	\$884.75	\$242.13		\$0.00		\$0.00	\$0.00	\$0.00
GRAINGER W W INC											
		384802104	GWW								
02/11/14	07/25/13	25	\$5,851.76	\$6,372.88	\$-521.12		\$0.00		\$0.00	\$0.00	\$0.00
07/17/14	07/25/13	16	\$3,896.15	\$4,078.64	\$-182.49		\$0.00		\$0.00	\$0.00	\$0.00
GRANITE CONSTR INC											
		387328107	GVA								
02/20/14	03/19/13	7	\$242.55	\$218.38	\$24.17		\$0.00		\$0.00	\$0.00	\$0.00
02/21/14	03/19/13	6	\$207.48	\$187.19	\$20.29		\$0.00		\$0.00	\$0.00	\$0.00
GRAPHIC PACKAGING HLDG CO											
		388689101	GPK								
02/20/14	07/24/13	24	\$247.18	\$210.91	\$36.27		\$0.00		\$0.00	\$0.00	\$0.00

Short Term Transactions

DESCRIPTION		CUSIP	SYMBOL						
Date sold or disposed	Date acquired	Units	Proceeds	Cost or other basis	Net Gain/Loss	Code	Adjustments	Portion Subject to 988 and Market Discount (included in Net G/L)	Portion Subject to 28% Rates (included in Net G/L)
GRAPHIC PACKAGING HLDG CO		388689101	GPX						
02/21/14	07/24/13	13	\$133.75	\$114.24	\$19.51		\$0.00	\$0.00	\$0.00
02/21/14	08/13/13	8	\$82.31	\$68.15	\$14.16		\$0.00	\$0.00	\$0.00
05/12/14	08/13/13	44	\$461.39	\$374.83	\$86.56		\$0.00	\$0.00	\$0.00
06/04/14	08/17/13	30	\$340.02	\$253.82	\$86.20		\$0.00	\$0.00	\$0.00
06/04/14	11/14/13	1	\$11.33	\$8.32	\$3.01		\$0.00	\$0.00	\$0.00
06/04/14	08/13/13	3	\$34.00	\$25.56	\$8.44		\$0.00	\$0.00	\$0.00
HEALTH NET INC		42222G108	HNT						
05/12/14	01/08/14	10	\$387.95	\$307.54	\$80.41		\$0.00	\$0.00	\$0.00
HOME DEPOT INC		437076102	HD						
04/22/14	07/02/13	26	\$2,079.08	\$2,011.68	\$67.40		\$0.00	\$0.00	\$0.00
04/22/14	07/25/13	47	\$3,758.34	\$3,762.12	\$-3.78		\$0.00	\$0.00	\$0.00
HUNT J B TRANSPORTATION SERVICES II		445658107	JBHT						
03/14/14	07/25/13	16	\$1,149.88	\$1,185.24	\$-35.36		\$0.00	\$0.00	\$0.00
03/17/14	07/25/13	11	\$789.05	\$814.85	\$-25.80		\$0.00	\$0.00	\$0.00
03/17/14	07/25/13	17	\$1,225.69	\$1,259.32	\$-33.63		\$0.00	\$0.00	\$0.00
03/18/14	07/25/13	26	\$1,856.57	\$1,926.02	\$-69.45		\$0.00	\$0.00	\$0.00
04/11/14	07/25/13	8	\$578.41	\$592.62	\$-14.21		\$0.00	\$0.00	\$0.00
04/11/14	07/25/13	111	\$7,978.85	\$8,222.60	\$-243.75		\$0.00	\$0.00	\$0.00
04/14/14	07/25/13	11	\$809.55	\$814.85	\$-5.30		\$0.00	\$0.00	\$0.00

Short Term Transactions

DESCRIPTION		CUSIP	SYMBOL							
Date sold or disposed	Date acquired	Units	Proceeds	Cost or other basis	Net Gain/Loss	Code	Adjustments	Portion Subject to 988 and Market Discount (included in Net G/L)	Portion Subject to 28% Rates (included in Net G/L)	
HUNTSMAN CORP										
		447011107	HUN							
01/13/14	08/13/13	16	\$376 13	\$293 82	\$82 31		\$0 00	\$0 00	\$0 00	
04/23/14	02/06/14	11	\$273 80	\$236 57	\$37 23		\$0 00	\$0 00	\$0 00	
04/23/14	08/13/13	8	\$199 12	\$146 91	\$52 21		\$0 00	\$0 00	\$0 00	
JP MORGAN CHASE & CO										
		46625H100	JPM							
05/13/14	01/14/14	4	\$218 85	\$231 67	\$-12.82		\$0 00	\$0 00	\$0 00	
JOHNSON AND JOHNSON										
		478160104	JNJ							
03/14/14	07/25/13	38	\$3,539 11	\$3,492.39	\$46 72		\$0 00	\$0 00	\$0 00	
JONES GROUP INC										
		48020T101	JNY							
01/07/14	03/07/13	74	\$1,103 90	\$875 21	\$228 69		\$0 00	\$0 00	\$0 00	
01/07/14	01/16/13	21	\$313 27	\$238 77	\$74 50		\$0 00	\$0 00	\$0 00	
KENNAMETAL INC										
		489170100	KMT							
10/21/14	11/20/13	48	\$1,902 04	\$2,224 25	\$-322 21		\$0 00	\$0 00	\$0 00	
10/21/14	12/18/13	11	\$435 88	\$542.18	\$-106.30		\$0 00	\$0 00	\$0 00	
KNOWLES CORP										
		49926D109	KN							
03/12/14	01/15/14	6	\$174.04	\$189 61	\$-15 57		\$0 00	\$0 00	\$0 00	
03/12/14	01/14/14	5	\$145 04	\$156 91	\$-11 87		\$0 00	\$0 00	\$0 00	
LAS VEGAS SANDS CORP										
		517834107	LVS							
10/27/14	05/29/14	121	\$7,487 45	\$9,256 49	\$-1,769 04		\$0 00	\$0 00	\$0 00	

Short Term Transactions

DESCRIPTION		CUSIP	SYMBOL							
Date sold or disposed	Date acquired	Units	Proceeds	Cost or other basis	Net Gain/Loss	Code	Adjustments	Portion Subject to 988 and Market Discount (included in Net G/L)	Portion Subject to 28% Rates (included in Net G/L)	
LIFEPOINT HOSPITALS INC		53219L109	LPNT							
02/06/14	03/14/13	8	\$407.17	\$374.05	\$33.12		\$0.00	\$0.00	\$0.00	
MACYS INC		55616P104	M							
05/13/14	08/07/13	6	\$346.07	\$287.83	\$58.24		\$0.00	\$0.00	\$0.00	
MASTERCARD INC CLA		57636Q104	MA							
03/14/14	07/25/13	84	\$6,430.18	\$5,006.61	\$1,423.57		\$0.00	\$0.00	\$0.00	
04/15/14	07/25/13	49	\$3,486.73	\$2,920.52	\$566.21		\$0.00	\$0.00	\$0.00	
06/20/14	07/25/13	78	\$5,745.10	\$4,649.00	\$1,096.10		\$0.00	\$0.00	\$0.00	
MENS WEARHOUSE INC		587118100	MW							
01/10/14	01/16/13	5	\$253.99	\$159.50	\$94.49		\$0.00	\$0.00	\$0.00	
01/10/14	01/16/13	3	\$154.08	\$95.70	\$58.38		\$0.00	\$0.00	\$0.00	
MERCK & CO INC		58933Y105	MRK							
05/13/14	01/14/14	6	\$335.43	\$317.16	\$18.27		\$0.00	\$0.00	\$0.00	
METLIFE INC		59156R108	MET							
11/05/14	05/05/14	58	\$3,151.17	\$2,990.43	\$160.74		\$0.00	\$0.00	\$0.00	
MID-AMERAPT CMNTYS INC		59522J103	MAA							
05/30/14	02/20/14	1	\$72.42	\$68.12 *	\$4.30		\$0.00	\$0.00	\$0.00	
10/29/14	02/21/14	2	\$138.51	\$136.10 *	\$2.41		\$0.00	\$0.00	\$0.00	
10/29/14	02/20/14	2	\$138.52	\$136.15 *	\$2.37		\$0.00	\$0.00	\$0.00	

Short Term Transactions

DESCRIPTION		CUSIP	SYMBOL						
Date sold or disposed	Date acquired	Units	Proceeds	Cost or other basis	Net Gain/Loss	Code	Adjustments	Portion Subject to 988 and Market Discount (included in Net G/L)	Portion Subject to 28% Rates (included in Net G/L)
MOLINA HEALTHCARE INC		60855R100	MOH						
05/21/14	01/07/14	13	\$534.52	\$479.60	\$54.92		\$0.00	\$0.00	\$0.00
08/18/14	11/22/13	20	\$815.68	\$643.58	\$172.10		\$0.00	\$0.00	\$0.00
08/18/14	01/07/14	11	\$448.63	\$405.82	\$42.81		\$0.00	\$0.00	\$0.00
OCWEN FINL CORP NEW		675746309	OCN						
01/30/14	10/18/13	14	\$638.09	\$786.02	\$-147.93		\$0.00	\$0.00	\$0.00
01/30/14	10/18/13	18	\$820.40	\$1,013.94	\$-193.54		\$0.00	\$0.00	\$0.00
01/31/14	10/18/13	15	\$667.08	\$842.16	\$-175.08		\$0.00	\$0.00	\$0.00
01/31/14	10/21/13	22	\$978.37	\$1,233.74	\$-255.37		\$0.00	\$0.00	\$0.00
01/31/14	10/17/13	10	\$444.72	\$560.36	\$-115.64		\$0.00	\$0.00	\$0.00
02/03/14	10/17/13	19	\$814.32	\$1,064.69	\$-250.37		\$0.00	\$0.00	\$0.00
02/03/14	10/10/13	19	\$814.32	\$1,040.94	\$-226.62		\$0.00	\$0.00	\$0.00
02/04/14	10/10/13	12	\$513.48	\$657.44	\$-143.96		\$0.00	\$0.00	\$0.00
02/11/14	10/10/13	75	\$2,874.73	\$4,108.99	\$-1,234.26		\$0.00	\$0.00	\$0.00
02/11/14	11/08/13	60	\$2,299.78	\$2,983.99	\$-684.21		\$0.00	\$0.00	\$0.00
02/12/14	11/08/13	51	\$1,938.53	\$2,536.40	\$-597.87		\$0.00	\$0.00	\$0.00
02/12/14	11/08/13	13	\$494.13	\$646.36	\$-152.23		\$0.00	\$0.00	\$0.00
OFFICE DEPOT INC		676220106	ODP						
11/06/14	12/18/13	42	\$273.38	\$215.68	\$57.70		\$0.00	\$0.00	\$0.00

Short Term Transactions

DESCRIPTION		CUSIP	SYMBOL						Portion Subject to 988 and Market Discount (included in Net G/L)	Portion Subject to 28% Rates (included in Net G/L)
Date sold or disposed	Date acquired	Units	Proceeds	Cost or other basis	Net Gain/Loss	Code	Adjustments			
PARKWAY PROPERTIES INC		70159Q104	PKY							
06/27/14	08/02/13	28	\$583.45	\$502.29	\$81.16		\$0.00		\$0.00	\$0.00
10/02/14	08/19/14	24	\$444.94	\$503.51	\$-58.57		\$0.00		\$0.00	\$0.00
PFIZER INC		717081103	PFE							
05/13/14	01/14/14	8	\$233.54	\$248.12	\$-14.58		\$0.00		\$0.00	\$0.00
PHILIP MORRIS INTL INC		718172109	PM							
05/13/14	09/20/13	2	\$171.68	\$181.00	\$-9.32		\$0.00		\$0.00	\$0.00
POLARIS INDUSTRIES INC NEW		731068102	PII							
04/15/14	07/25/13	30	\$3,952.24	\$3,203.85	\$748.39		\$0.00		\$0.00	\$0.00
06/04/14	07/25/13	39	\$5,008.12	\$4,165.01	\$843.11		\$0.00		\$0.00	\$0.00
06/05/14	07/25/13	19	\$2,437.85	\$2,029.11	\$408.74		\$0.00		\$0.00	\$0.00
PRICELINE.COM INC		741503403	PCLN							
05/27/14	07/25/13	6	\$7,438.25	\$5,414.85	\$2,023.40		\$0.00		\$0.00	\$0.00
11/20/14	11/04/14	1	\$1,151.89	\$1,096.03	\$55.86		\$0.00		\$0.00	\$0.00
PULTE CORP		745867101	PHM							
11/19/14	11/04/14	11	\$231.25	\$212.30	\$18.95		\$0.00		\$0.00	\$0.00
RAYTHEON CO NEW		755111507	RTN							
05/13/14	01/14/14	4	\$397.36	\$364.24	\$33.12		\$0.00		\$0.00	\$0.00

Short Term Transactions

DESCRIPTION		CUSIP	SYMBOL							
Date sold or disposed	Date acquired	Units	Proceeds	Cost or other basis	Net Gain/Loss	Code	Adjustments	Portion Subject to 988 and Market Discount (included in Net G/L)	Portion Subject to 28% Rates (included in Net G/L)	
RYDER SYSTEM INC		783549108	R							
04/01/14	12/18/13	6	\$482.84	\$418.91	\$63.93		\$0.00	\$0.00	\$0.00	
10/20/14	12/18/13	1	\$83.71	\$69.82	\$13.89		\$0.00	\$0.00	\$0.00	
SALESFORCE COM INC		79466L302	CRM							
06/04/14	02/11/14	119	\$6,083.12	\$7,305.57	\$-1,222.45		\$0.00	\$0.00	\$0.00	
11/20/14	02/11/14	12	\$700.71	\$736.70	\$-35.99		\$0.00	\$0.00	\$0.00	
11/20/14	11/21/13	10	\$583.93	\$540.37	\$43.56		\$0.00	\$0.00	\$0.00	
SHERWIN WILLIAMS CO		824348106	SHW							
01/09/14	03/12/13	1	\$188.72	\$190.96	\$-2.24		\$0.00	\$0.00	\$0.00	
01/09/14	04/19/13	4	\$755.62	\$712.78	\$42.84		\$0.00	\$0.00	\$0.00	
01/09/14	04/19/13	2	\$377.43	\$356.39	\$21.04		\$0.00	\$0.00	\$0.00	
01/09/14	07/03/13	5	\$943.59	\$900.30	\$43.29		\$0.00	\$0.00	\$0.00	
01/09/14	07/05/13	9	\$1,698.46	\$1,635.13	\$63.33		\$0.00	\$0.00	\$0.00	
01/09/14	06/08/13	2	\$377.44	\$364.98	\$12.46		\$0.00	\$0.00	\$0.00	
01/09/14	03/30/13	6	\$1,132.31	\$1,100.30	\$32.01		\$0.00	\$0.00	\$0.00	
01/09/14	04/06/13	7	\$1,321.02	\$1,319.46	\$1.56		\$0.00	\$0.00	\$0.00	
01/09/14	03/19/13	1	\$188.72	\$190.72	\$-2.00		\$0.00	\$0.00	\$0.00	
01/09/14	04/16/13	2	\$377.44	\$377.03	\$0.41		\$0.00	\$0.00	\$0.00	
01/10/14	04/19/13	9	\$1,709.02	\$1,603.75	\$105.27		\$0.00	\$0.00	\$0.00	

Short Term Transactions

DESCRIPTION		CUSIP	SYMBOL							Portion Subject to 988 and Market Discount (included in Net G/L)	Portion Subject to 28% Rates (included in Net G/L)
Date sold or disposed	Date acquired	Units	Proceeds	Cost or other basis	Net Gain/Loss	Code	Adjustments				
SOUTHWEST GAS CORP		844895102	SWX								
10/29/14	12/20/13	8	\$455.22	\$441.48	\$13.74		\$0.00		\$0.00	\$0.00	
STARBUCKS CORP		855244109	SBUX								
05/06/14	03/14/14	39	\$2,718.90	\$2,904.47	\$-185.57		\$0.00		\$0.00	\$0.00	
05/06/14	03/17/14	77	\$5,368.07	\$5,750.41	\$-382.34		\$0.00		\$0.00	\$0.00	
05/06/14	03/14/14	9	\$633.59	\$670.26	\$-36.67		\$0.00		\$0.00	\$0.00	
STEEL DYNAMICS INC		858119100	STLD								
08/27/14	04/15/14	15	\$351.99	\$279.12	\$72.87		\$0.00		\$0.00	\$0.00	
STEELCASE INC CLA		858155203	SCS								
04/01/14	01/08/14	34	\$563.06	\$517.92	\$45.14		\$0.00		\$0.00	\$0.00	
04/22/14	01/08/14	8	\$135.37	\$121.86	\$13.51		\$0.00		\$0.00	\$0.00	
STERICYCLE INC		858912108	SRCL								
03/14/14	07/25/13	11	\$1,267.62	\$1,291.22	\$-23.60		\$0.00		\$0.00	\$0.00	
03/17/14	07/25/13	11	\$1,269.95	\$1,291.22	\$-21.27		\$0.00		\$0.00	\$0.00	
03/18/14	07/25/13	9	\$1,034.72	\$1,056.46	\$-21.74		\$0.00		\$0.00	\$0.00	
03/19/14	07/25/13	12	\$1,385.37	\$1,408.61	\$-23.24		\$0.00		\$0.00	\$0.00	
03/20/14	07/25/13	4	\$458.74	\$469.54	\$-10.80		\$0.00		\$0.00	\$0.00	
03/21/14	07/25/13	13	\$1,492.42	\$1,525.99	\$-33.57		\$0.00		\$0.00	\$0.00	
03/24/14	07/25/13	14	\$1,576.50	\$1,643.38	\$-66.88		\$0.00		\$0.00	\$0.00	
04/08/14	07/25/13	22	\$2,501.49	\$2,582.45	\$-80.96		\$0.00		\$0.00	\$0.00	

Short Term Transactions

DESCRIPTION		CUSIP	SYMBOL							
Date sold or disposed	Date acquired	Units	Proceeds	Cost or other basis	Net Gain/Loss	Code	Adjustments	Portion Subject to 988 and Market Discount (included in Net G/L)	Portion Subject to 28% Rates (included in Net G/L)	
STERICYCLE INC										
		858912108	SRCL							
04/09/14	07/25/13	4	\$454.29	\$469.54	\$-15.25		\$0.00	\$0.00	\$0.00	
04/10/14	07/25/13	1	\$111.81	\$117.38	\$-5.57		\$0.00	\$0.00	\$0.00	
04/11/14	07/25/13	4	\$441.81	\$469.54	\$-27.73		\$0.00	\$0.00	\$0.00	
04/14/14	07/25/13	13	\$1,430.84	\$1,525.99	\$-95.15		\$0.00	\$0.00	\$0.00	
04/15/14	07/25/13	14	\$1,532.64	\$1,643.37	\$-110.73		\$0.00	\$0.00	\$0.00	
04/16/14	07/25/13	12	\$1,324.80	\$1,408.61	\$-83.81		\$0.00	\$0.00	\$0.00	
04/17/14	07/25/13	11	\$1,224.28	\$1,291.22	\$-66.94		\$0.00	\$0.00	\$0.00	
STONE ENERGY CORP										
		861642106	SGY							
08/19/14	09/23/13	16	\$551.83	\$505.01	\$46.82		\$0.00	\$0.00	\$0.00	
TJX COS INC NEW										
		872540109	TJX							
05/27/14	07/25/13	85	\$4,647.95	\$4,371.13	\$276.82		\$0.00	\$0.00	\$0.00	
TEXAS INSTRUMENTS INC										
		882508104	TXN							
05/13/14	06/25/13	2	\$93.12	\$69.91	\$23.21		\$0.00	\$0.00	\$0.00	
THERAVANCE INC										
		88338T104	THRX							
10/27/14	01/08/14	43	\$711.31	\$1,411.31 *	\$-700.00		\$0.00	\$0.00	\$0.00	
THOR INDS INC										
		885160101	THO							
04/01/14	04/01/13	11	\$696.27	\$406.59	\$289.68		\$0.00	\$0.00	\$0.00	
3M CO										
		88579Y101	MMM							
10/02/14	05/15/14	1	\$138.75	\$140.34	\$-1.59		\$0.00	\$0.00	\$0.00	

Short Term Transactions

DESCRIPTION		CUSIP	SYMBOL							Portion Subject to 988 and Market Discount (included in Net G/L)	Portion Subject to 28% Rates (included in Net G/L)
Date sold or disposed	Date acquired	Units	Proceeds	Cost or other basis	Net Gain/Loss	Code	Adjustments				
3M CO		88579Y101	MMM								
10/02/14	05/16/14	18	\$2,497.50	\$2,526.68	\$-29.18		\$0.00		\$0.00	\$0.00	\$0.00
10/02/14	05/15/14	39	\$5,411.25	\$5,496.22	\$-84.97		\$0.00		\$0.00	\$0.00	\$0.00
TRACTOR SUPPLY CO		892356106	TSCO								
04/15/14	07/25/13	30	\$1,987.39	\$1,780.29	\$207.10		\$0.00		\$0.00	\$0.00	\$0.00
04/16/14	07/25/13	24	\$1,605.98	\$1,424.23	\$181.75		\$0.00		\$0.00	\$0.00	\$0.00
04/17/14	07/25/13	6	\$405.26	\$356.06	\$49.20		\$0.00		\$0.00	\$0.00	\$0.00
04/17/14	07/25/13	25	\$1,688.76	\$1,483.57	\$205.19		\$0.00		\$0.00	\$0.00	\$0.00
04/21/14	07/25/13	21	\$1,407.60	\$1,246.20	\$161.40		\$0.00		\$0.00	\$0.00	\$0.00
04/22/14	07/25/13	35	\$2,369.17	\$2,077.00	\$292.17		\$0.00		\$0.00	\$0.00	\$0.00
04/23/14	07/25/13	49	\$3,315.48	\$2,907.81	\$407.67		\$0.00		\$0.00	\$0.00	\$0.00
04/24/14	07/25/13	82	\$5,373.55	\$4,866.12	\$507.43		\$0.00		\$0.00	\$0.00	\$0.00
TUTOR PERINI CORP		901109108	TPC								
02/20/14	12/03/13	1	\$22.76	\$24.55	\$-1.79		\$0.00		\$0.00	\$0.00	\$0.00
02/21/14	12/03/13	16	\$361.31	\$392.72	\$-31.41		\$0.00		\$0.00	\$0.00	\$0.00
06/27/14	11/15/13	7	\$220.36	\$158.56	\$61.80		\$0.00		\$0.00	\$0.00	\$0.00
TWENTY-FIRST CENTY FOX INC		90130A101	FOXA								
07/23/14	07/25/13	324	\$10,599.43	\$9,773.46	\$825.97		\$0.00		\$0.00	\$0.00	\$0.00
07/23/14	07/25/13	171	\$5,596.60	\$5,158.22	\$438.38		\$0.00		\$0.00	\$0.00	\$0.00

Short Term Transactions

DESCRIPTION		CUSIP	SYMBOL							Portion Subject to 988 and Market Discount (included in Net G/L)	Portion Subject to 28% Rates (included in Net G/L)
Date sold or disposed	Date acquired	Units	Proceeds	Cost or other basis	Net Gain/Loss	Code	Adjustments				
UGI CORP NEW		902681105	UGI								
10/20/14	08/01/14	9	\$317.06	\$290.45	\$26.61		\$0.00		\$0.00	\$0.00	\$0.00
URS CORP NEW		903236107	URS								
10/17/14	03/19/14	52	\$2,833.61	\$2,414.82	\$418.79		\$0.00		\$0.00	\$0.00	\$0.00
UNITED RENTALS INC		911363109	URI								
11/20/14	04/22/14	20	\$2,283.32	\$1,916.23	\$367.09		\$0.00		\$0.00	\$0.00	\$0.00
VALEANT PHARMACEUTICALS INTL INC		91911K102	VRX								
04/15/14	07/25/13	19	\$2,216.82	\$1,738.74	\$478.08		\$0.00		\$0.00	\$0.00	\$0.00
05/27/14	07/25/13	17	\$2,194.99	\$1,555.72	\$639.27		\$0.00		\$0.00	\$0.00	\$0.00
06/20/14	07/25/13	24	\$2,931.78	\$2,196.31	\$735.47		\$0.00		\$0.00	\$0.00	\$0.00
VERIZON COMMUNICATIONS		92343V104	VZ								
03/19/14	02/24/14	0.06	\$2.72	\$2.84	\$-0.12		\$0.00		\$0.00	\$0.00	\$0.00
05/13/14	02/24/14	16	\$770.27	\$769.84	\$0.43		\$0.00		\$0.00	\$0.00	\$0.00
12/11/14	02/24/14	61	\$2,824.51	\$2,935.03	\$-110.52	W	\$110.52		\$0.00	\$0.00	\$0.00
VISHAY INTERTECHNOLOGY INC		928298108	VSH								
03/28/14	11/15/13	9	\$130.86	\$114.13	\$16.73		\$0.00		\$0.00	\$0.00	\$0.00
03/28/14	08/27/13	12	\$174.47	\$153.07	\$21.40		\$0.00		\$0.00	\$0.00	\$0.00
VODAFONE GROUP PLC NEW		92857W308	VOD								
03/13/14	10/21/13	0.82	\$31.22	\$55.31	\$-24.09		\$0.00		\$0.00	\$0.00	\$0.00
03/13/14	10/21/13	159	\$5,918.88	\$10,750.76	\$-4,831.88		\$0.00		\$0.00	\$0.00	\$0.00

Short Term Transactions

DESCRIPTION		CUSIP	SYMBOL						
Date sold or disposed	Date acquired	Units	Proceeds	Cost or other basis	Net Gain/Loss	Code	Adjustments	Portion Subject to 988 and Market Discount (included in Net G/L)	Portion Subject to 28% Rates (included in Net G/L)
WELLS FARGO & CO (NEW)		949746101	WFC						
05/13/14	06/13/13	8	\$399.19	\$323.61	\$75.58		\$0.00	\$0.00	\$0.00
WESTERN REFNG INC		959319104	WNR						
01/08/14	05/23/13	10	\$408.19	\$316.82	\$91.37		\$0.00	\$0.00	\$0.00
01/13/14	05/23/13	4	\$161.16	\$126.73	\$34.43		\$0.00	\$0.00	\$0.00
01/13/14	04/24/13	13	\$523.79	\$410.99	\$112.80		\$0.00	\$0.00	\$0.00
02/06/14	04/24/13	22	\$807.86	\$695.51	\$112.35		\$0.00	\$0.00	\$0.00
02/13/14	06/25/13	16	\$604.13	\$450.97	\$153.16		\$0.00	\$0.00	\$0.00
02/13/14	04/24/13	9	\$339.82	\$284.53	\$55.29		\$0.00	\$0.00	\$0.00
02/13/14	07/24/13	15	\$566.38	\$434.65	\$131.73		\$0.00	\$0.00	\$0.00
WHOLE FOODS MKT INC		966837106	WFM						
04/16/14	11/11/13	75	\$3,606.91	\$4,377.14	\$-770.23		\$0.00	\$0.00	\$0.00
04/16/14	11/08/13	1	\$48.09	\$58.41	\$-10.32		\$0.00	\$0.00	\$0.00
04/16/14	11/08/13	66	\$3,174.08	\$3,865.87	\$-691.79		\$0.00	\$0.00	\$0.00
04/17/14	11/08/13	68	\$3,267.06	\$3,956.08	\$-689.02		\$0.00	\$0.00	\$0.00
04/17/14	11/08/13	57	\$2,738.57	\$3,322.88	\$-584.31		\$0.00	\$0.00	\$0.00
04/17/14	11/11/13	40	\$1,921.80	\$2,334.47	\$-412.67		\$0.00	\$0.00	\$0.00
ZIONS BANCORPORATION		989701107	ZION						
09/23/14	12/18/13	9	\$264.65	\$254.94	\$9.71		\$0.00	\$0.00	\$0.00

Short Term Transactions

DESCRIPTION	CUSIP	SYMBOL							
Date sold or disposed	Date acquired	Units	Proceeds	Cost or other basis	Net Gain/Loss	Code	Adjustments	Portion Subject to 988 and Market Discount (included in Net G/L)	Portion Subject to 28% Rates (included in Net G/L)
AMDOCS LTD									
		G02602103	DOX						
02/06/14	05/22/13	4	\$169.53	\$145.82	\$23.71		\$0.00	\$0.00	\$0.00
ACCENTURE PLC									
		G1151C101	ACN						
03/14/14	04/10/13	11	\$897.96	\$846.77	\$51.19		\$0.00	\$0.00	\$0.00
03/14/14	04/19/13	19	\$1,551.02	\$1,420.19	\$130.83		\$0.00	\$0.00	\$0.00
03/14/14	07/25/13	38	\$3,102.05	\$2,793.95	\$308.10		\$0.00	\$0.00	\$0.00
03/17/14	07/25/13	13	\$1,069.65	\$955.83	\$113.82		\$0.00	\$0.00	\$0.00
03/27/14	06/28/13	53	\$4,075.36	\$3,790.11	\$285.25		\$0.00	\$0.00	\$0.00
05/13/14	01/14/14	2	\$159.64	\$163.90	\$-4.26		\$0.00	\$0.00	\$0.00
06/20/14	01/14/14	40	\$3,326.41	\$3,278.03	\$48.38		\$0.00	\$0.00	\$0.00
PARTNERRE HLDGS LTD									
		G6852T105	PRE						
12/24/14	04/15/14	3	\$342.48	\$305.48	\$37.00		\$0.00	\$0.00	\$0.00
12/24/14	06/27/14	4	\$456.63	\$432.57	\$24.06		\$0.00	\$0.00	\$0.00
THERAVANCE BIOPHARMA INC									
		G8807B106	TBPH						
07/16/14	06/02/14	12	\$384.00	\$282.12	\$101.88		\$0.00	\$0.00	\$0.00
07/30/14	06/02/14	0.29	\$9.01	\$6.72	\$2.29		\$0.00	\$0.00	\$0.00
VALIDUS HOLDINGS LTD SHS									
		G9319H102	VR						
10/20/14	02/04/14	7	\$272.72	\$249.65	\$23.07		\$0.00	\$0.00	\$0.00
ACE LTD									
		H0023R105	ACE						
03/14/14	07/25/13	92	\$8,973.59	\$8,427.30	\$546.29		\$0.00	\$0.00	\$0.00

Short Term Transactions

DESCRIPTION		CUSIP	SYMBOL					Portion Subject to 988 and Market Discount (included in Net G/L)	Portion Subject to 28% Rates (included in Net G/L)
Date sold or disposed	Date acquired	Units	Proceeds	Cost or other basis	Net Gain/Loss	Code	Adjustments		
LYONDELLBASELL INDUSTRIES NV		N53745100	LYB						
05/13/14	06/25/13	3	\$290.44	\$199.66	\$90.78		\$0.00	\$0.00	\$0.00
11/05/14	09/25/14	16	\$1,363.56	\$1,765.17	\$-401.61		\$0.00	\$0.00	\$0.00
Total Short Term Gain/Loss			\$453,229.29	\$460,556.48	\$-7,327.19		\$393.72	\$0.00	\$0.00

Long Term Transactions

DESCRIPTION		CUSIP	SYMBOL						Portion Subject to 988 and Market Discount (included in Net G/L)	Portion Subject to 28% Rates (included in Net G/L)
Date sold or disposed	Date acquired	Units	Proceeds	Cost or other basis	Net Gain/Loss	Code	Adjustments			
AT&T INC		00206R102	T							
05/13/14	02/22/07	16	\$577.93	\$593.92	\$-15.99		\$0.00	\$0.00	\$0.00	
09/12/14	11/16/11	70	\$2,418.75	\$2,022.31	\$396.44		\$0.00	\$0.00	\$0.00	
09/12/14	02/22/07	19	\$656.52	\$705.28	\$-48.76		\$0.00	\$0.00	\$0.00	
09/12/14	07/28/09	61	\$2,107.77	\$1,560.01	\$547.76		\$0.00	\$0.00	\$0.00	
09/12/14	07/16/09	103	\$3,559.03	\$2,450.11	\$1,108.92		\$0.00	\$0.00	\$0.00	
ABBOTT LABS		002824100	ABT							
02/10/14	01/03/13	12	\$446.07	\$398.64	\$47.43		\$0.00	\$0.00	\$0.00	
02/10/14	01/04/13	50	\$1,858.64	\$1,660.19	\$198.45		\$0.00	\$0.00	\$0.00	
02/10/14	07/16/09	23	\$854.97	\$495.15	\$359.82		\$0.00	\$0.00	\$0.00	
02/10/14	02/22/07	120	\$4,460.73	\$3,084.03	\$1,376.70		\$0.00	\$0.00	\$0.00	

Long Term Transactions

DESCRIPTION		CUSIP	SYMBOL							
Date sold or disposed	Date acquired	Units	Proceeds	Cost or other basis	Net Gain/Loss	Code	Adjustments	Portion Subject to 988 and Market Discount (included in Net G/L)	Portion Subject to 28% Rates (included in Net G/L)	
ABBOTT LABS		002824100	ABT							
02/10/14	08/06/07	45	\$1,672.78	\$1,127.43	\$545.35		\$0.00	\$0.00	\$0.00	
ABBVIE INC		00287Y109	ABBV							
05/13/14	03/12/13	4	\$208.45	\$152.13	\$56.32		\$0.00	\$0.00	\$0.00	
11/05/14	03/12/13	135	\$8,441.58	\$5,134.35	\$3,307.23		\$0.00	\$0.00	\$0.00	
11/06/14	01/04/13	19	\$1,192.53	\$658.28	\$534.25		\$0.00	\$0.00	\$0.00	
11/06/14	03/12/13	11	\$690.42	\$418.35	\$272.07		\$0.00	\$0.00	\$0.00	
ALTRIA GROUP INC		02209S103	MO							
05/13/14	01/15/09	4	\$162.00	\$65.60	\$96.40		\$0.00	\$0.00	\$0.00	
AMERICAN ELECTRIC POWER INC		025537101	AEP							
05/13/14	11/06/09	5	\$260.59	\$154.84	\$105.75		\$0.00	\$0.00	\$0.00	
AMERICAN EXPRESS CO		025816109	AXP							
05/13/14	11/18/11	4	\$357.59	\$187.59	\$170.00		\$0.00	\$0.00	\$0.00	
08/27/14	11/18/11	1	\$89.15	\$46.90	\$42.25		\$0.00	\$0.00	\$0.00	
08/27/14	02/08/10	52	\$4,636.02	\$1,923.38	\$2,712.64		\$0.00	\$0.00	\$0.00	
AMPHENOL CORP NEW CLA		03209S101	APH							
11/20/14	07/25/13	18	\$923.99	\$699.34	\$224.65		\$0.00	\$0.00	\$0.00	
APPLE COMPUTER INC		037833100	AAPL							
02/21/14	09/12/12	13	\$6,907.60	\$8,687.52	\$-1,779.92	W	\$1,779.92	\$0.00	\$0.00	

Long Term Transactions

DESCRIPTION		CUSIP	SYMBOL						
Date sold or disposed	Date acquired	Units	Proceeds	Cost or other basis	Net Gain/Loss	Code	Adjustments	Portion Subject to 988 and Market Discount (included in Net G/L)	Portion Subject to 28% Rates (included in Net G/L)
ASSOCIATED BANC CORP		045487105	ASB						
12/10/14	07/24/13	15	\$278.82	\$261.54	\$17.28		\$0.00	\$0.00	\$0.00
12/10/14	07/31/09	9	\$167.29	\$97.42	\$69.87		\$0.00	\$0.00	\$0.00
AUTOMATIC DATA PROCESSING INC		053015103	ADP						
05/13/14	06/19/09	1	\$78.92	\$35.66	\$43.26		\$0.00	\$0.00	\$0.00
BIOMED RLTY TR INC		09063H107	BMR						
08/19/14	03/08/11	25	\$559.53	\$428.62	\$130.91		\$0.00	\$0.00	\$0.00
08/19/14	09/08/10	18	\$402.86	\$318.21	\$84.65		\$0.00	\$0.00	\$0.00
08/19/14	11/09/10	48	\$1,074.31	\$846.59	\$227.72		\$0.00	\$0.00	\$0.00
08/19/14	07/25/13	11	\$246.19	\$232.66	\$13.53		\$0.00	\$0.00	\$0.00
BOEING CO		097023105	BA						
05/13/14	09/06/12	5	\$667.25	\$364.56	\$302.69		\$0.00	\$0.00	\$0.00
12/11/14	09/06/12	41	\$5,120.98	\$2,989.39	\$2,131.59		\$0.00	\$0.00	\$0.00
BRISTOL MYERS SQUIBB COMPANY		110122108	BMJ						
01/14/14	08/31/11	40	\$2,225.78	\$1,193.73	\$1,032.05		\$0.00	\$0.00	\$0.00
01/14/14	09/23/11	159	\$8,847.46	\$4,915.90	\$3,931.56		\$0.00	\$0.00	\$0.00
01/15/14	08/31/11	72	\$3,981.18	\$2,148.72	\$1,832.46		\$0.00	\$0.00	\$0.00
01/15/14	09/06/11	22	\$1,216.47	\$643.23	\$573.24		\$0.00	\$0.00	\$0.00
01/15/14	09/06/11	91	\$5,031.77	\$2,651.30	\$2,380.47		\$0.00	\$0.00	\$0.00

Long Term Transactions

DESCRIPTION	CUSIP	SYMBOL								
Date sold or disposed	Date acquired	Units	Proceeds	Cost or other basis	Net Gain/Loss	Code	Adjustments	Portion Subject to 988 and Market Discount (included in Net G/L)	Portion Subject to 28% Rates (included in Net G/L)	
CME GROUP INC										
		12572Q105	CME							
05/13/14	11/16/11	1	\$70 79	\$49 35	\$21 44		\$0 00	\$0 00	\$0 00	
CMS ENERGY CORP										
		125896100	CMS							
05/13/14	02/14/12	5	\$145 76	\$107 72	\$38 04		\$0 00	\$0 00	\$0 00	
CALIFORNIA RESOURCES CORP										
		13057Q107	CRC							
12/11/14	02/22/07	17 2	\$93 71	\$71 61	\$22 10		\$0 00	\$0 00	\$0 00	
12/11/14	12/02/08	4	\$21 79	\$16 35	\$5 44		\$0 00	\$0 00	\$0 00	
12/30/14	12/02/08	0 4	\$2 23	\$1 63	\$0 60		\$0 00	\$0 00	\$0 00	
CAMDEN PPTY TR										
		133131102	CPT							
10/06/14	07/02/13	10	\$687 65	\$704 16	\$-16 51		\$0 00	\$0 00	\$0 00	
10/06/14	05/18/10	10	\$687 65	\$474 07	\$213 58		\$0 00	\$0 00	\$0 00	
10/06/14	07/25/13	1	\$68 76	\$71 97	\$-3 21		\$0 00	\$0 00	\$0 00	
10/06/14	09/03/10	12	\$825 18	\$563 00	\$262 18		\$0 00	\$0 00	\$0 00	
CAPITALSOURCE INC										
		14055X102	CSE							
04/07/14	07/14/10	176	\$2,723 06	\$2,288 34	\$434 72		\$0 00	\$0 00	\$0 00	
CERNER CORP										
		156782104	CERN							
09/08/14	07/25/13	2	\$119 49	\$98 57	\$20 92		\$0 00	\$0 00	\$0 00	
09/08/14	07/25/13	6	\$359 72	\$295 71	\$64 01		\$0 00	\$0 00	\$0 00	
CHEMTURA CORP										
		163893209	CHMT							
01/08/14	11/13/12	8	\$211 23	\$143 69	\$67 54		\$0 00	\$0 00	\$0 00	

Long Term Transactions

DESCRIPTION		CUSIP	SYMBOL							Portion Subject to 988 and Market Discount (included in Net G/L)	Portion Subject to 28% Rates (included in Net G/L)
Date sold or disposed	Date acquired	Units	Proceeds	Cost or other basis	Net Gain/Loss	Code	Adjustments				
CHEMTURA CORP		163893209	CHMT								
02/14/14	11/13/12	58	\$1,461.59	\$1,041.78	\$419.81		\$0.00		\$0.00	\$0.00	
CHEVRONTEXACO CORP		166764100	CVX								
06/24/14	01/11/10	5	\$665.16	\$404.10	\$261.06		\$0.00		\$0.00	\$0.00	
CHUBB CORP		171232101	CB								
05/13/14	10/21/11	1	\$93.53	\$68.26	\$25.27		\$0.00		\$0.00	\$0.00	
CIMAREX ENERGY CO		171798101	XEC								
02/06/14	09/06/12	8	\$822.79	\$478.32	\$344.47		\$0.00		\$0.00	\$0.00	
02/26/14	09/06/12	6	\$667.43	\$358.74	\$308.69		\$0.00		\$0.00	\$0.00	
06/04/14	09/06/12	4	\$526.22	\$239.16	\$287.06		\$0.00		\$0.00	\$0.00	
07/29/14	12/12/12	7	\$1,020.60	\$402.75	\$617.85		\$0.00		\$0.00	\$0.00	
07/29/14	09/06/12	5	\$729.00	\$298.96	\$430.04		\$0.00		\$0.00	\$0.00	
COLUMBIA ACORN TR FD CL Z		197199409	ACRN X								
09/04/14	04/09/07	539.52	\$20,000.00	\$17,027.25	\$2,972.75		\$0.00		\$0.00	\$0.00	
10/03/14	04/09/07	1414.83	\$50,000.00	\$44,651.94	\$5,348.06		\$0.00		\$0.00	\$0.00	
COLUMBIA ACORN TR INTL CL Z		197199813	ACIN X								
10/03/14	01/26/07	671.59	\$30,000.00	\$27,092.02	\$2,907.98		\$0.00		\$0.00	\$0.00	
COLUMBIA INCOME FD CL Z		19765N518	SRIN X								
10/03/14	09/26/12	7352.94	\$75,000.00	\$78,602.94	\$-3,602.94		\$0.00		\$0.00	\$0.00	

Long Term Transactions

DESCRIPTION		CUSIP	SYMBOL							Portion Subject to 988 and Market Discount (included in Net G/L)	Portion Subject to 28% Rates (included in Net G/L)
Date sold or disposed	Date acquired	Units	Proceeds	Cost or other basis	Net Gain/Loss	Code	Adjustments				
COMERICA INC		200340107	CMA								
12/01/14	11/02/09	6	\$273.22	\$167.47	\$105.75		\$0.00		\$0.00	\$0.00	
12/01/14	08/31/10	3	\$136.61	\$103.96	\$32.65		\$0.00		\$0.00	\$0.00	
12/01/14	12/24/09	1	\$45.54	\$33.26	\$12.28		\$0.00		\$0.00	\$0.00	
COMMERCIAL METALS CO		201723103	CMC								
02/06/14	01/13/10	19	\$358.04	\$311.58	\$46.46		\$0.00		\$0.00	\$0.00	
05/27/14	11/02/12	5	\$93.65	\$72.68	\$20.97		\$0.00		\$0.00	\$0.00	
05/27/14	11/18/09	26	\$486.97	\$425.33	\$61.64		\$0.00		\$0.00	\$0.00	
05/27/14	02/04/11	6	\$112.38	\$97.58	\$14.80		\$0.00		\$0.00	\$0.00	
05/27/14	01/13/10	7	\$131.11	\$114.79	\$16.32		\$0.00		\$0.00	\$0.00	
08/07/14	11/02/12	26	\$441.82	\$377.96	\$63.86		\$0.00		\$0.00	\$0.00	
08/07/14	11/20/08	57	\$968.60	\$393.87	\$574.73		\$0.00		\$0.00	\$0.00	
08/07/14	12/12/12	17	\$288.88	\$237.64	\$51.24		\$0.00		\$0.00	\$0.00	
CON-WAY INC		205944101	CNW								
05/23/14	10/10/12	2	\$90.82	\$56.31	\$34.51		\$0.00		\$0.00	\$0.00	
09/17/14	10/10/12	4	\$202.53	\$112.63	\$89.90		\$0.00		\$0.00	\$0.00	
10/31/14	11/30/11	7	\$304.09	\$192.91	\$111.18		\$0.00		\$0.00	\$0.00	
10/31/14	12/01/11	15	\$651.62	\$419.39	\$232.23		\$0.00		\$0.00	\$0.00	
10/31/14	10/10/12	1	\$43.44	\$28.16	\$15.28		\$0.00		\$0.00	\$0.00	

Long Term Transactions

DESCRIPTION		CUSIP	SYMBOL							
Date sold or disposed	Date acquired	Units	Proceeds	Cost or other basis	Net Gain/Loss	Code	Adjustments	Portion Subject to 988 and Market Discount (included in Net G/L)	Portion Subject to 28% Rates (included in Net G/L)	
CONVERGYS CORP		212485106	CVG							
04/15/14	10/15/09	1	\$21 01	\$10 97	\$10 04		\$0 00	\$0 00	\$0 00	
05/12/14	10/15/09	25	\$546 15	\$274 24	\$271 91		\$0 00	\$0 00	\$0 00	
11/25/14	07/16/09	34	\$719 62	\$306 00	\$413 62		\$0 00	\$0 00	\$0 00	
11/25/14	08/25/11	14	\$296 31	\$139 70	\$156 61		\$0 00	\$0 00	\$0 00	
11/25/14	10/15/09	12	\$253 98	\$131 64	\$122 34		\$0 00	\$0 00	\$0 00	
11/26/14	07/16/09	27	\$564 39	\$243 00	\$321 39		\$0 00	\$0 00	\$0 00	
DINEEQUITY INC		254423106	DIN							
10/07/14	09/20/13	10	\$804 85	\$688 88	\$115 97		\$0 00	\$0 00	\$0 00	
10/07/14	09/19/13	11	\$885 33	\$749 30	\$136 03		\$0 00	\$0 00	\$0 00	
DOMINION RES INC VA NEW		25746U109	D							
05/13/14	03/01/12	2	\$139.50	\$101.39	\$38 11		\$0 00	\$0 00	\$0 00	
DU PONT (E I) DE NEMOURS & CO		263534109	DD							
05/13/14	03/21/12	4	\$270 79	\$210 66	\$60 13		\$0 00	\$0 00	\$0 00	
DUKE ENERGY CORP		26441C204	DUK							
05/13/14	01/08/13	2	\$143 82	\$129 95	\$13 87		\$0 00	\$0 00	\$0 00	
EMC CORPORATION		268648102	EMC							
08/27/14	08/06/13	159	\$4,679 60	\$4,288 96	\$390.64		\$0 00	\$0 00	\$0 00	
08/27/14	07/17/13	15	\$441.47	\$380 94	\$60.53		\$0 00	\$0 00	\$0 00	



Bank of America Private Wealth Management

IM THE MST FOUNDATION

2014 Tax Information Letter

Account Number 044001153824

Page 35

Long Term Transactions

DESCRIPTION		CUSIP	SYMBOL							Portion Subject to 988 and Market Discount (included in Net G/L)	Portion Subject to 28% Rates (included in Net G/L)
Date sold or disposed	Date acquired	Units	Proceeds	Cost or other basis	Net Gain/Loss	Code	Adjustments				
EATON VANCE INCOME FUND BOSTON											
03/27/14	03/05/12	9079 09	\$55,564 00	\$53,021 85	\$2,542 15		\$0 00		\$0 00	\$0 00	\$0 00
03/27/14	11/28/11	8992 81	\$55,035 97	\$50,000 00	\$5,035 97		\$0 00		\$0 00	\$0 00	\$0 00
ELECTRONIC ARTS											
12/08/14	04/10/13	4	\$185 75	\$70 98	\$114 77		\$0 00		\$0 00	\$0 00	\$0 00
EMERSON ELECTRIC CO											
05/13/14	11/21/11	2	\$137 00	\$97 45	\$39 55		\$0 00		\$0 00	\$0 00	\$0 00
12/11/14	11/21/11	95	\$5,864 89	\$4,629 04	\$1,235 85		\$0 00		\$0 00	\$0 00	\$0 00
ENTEGRIS INC											
02/06/14	04/29/11	49	\$561 28	\$424 34	\$136 94		\$0 00		\$0 00	\$0 00	\$0 00
07/15/14	04/29/11	47	\$632 14	\$407 02	\$225 12		\$0 00		\$0 00	\$0 00	\$0 00
12/09/14	04/29/11	87	\$1,180 18	\$753 42	\$426 76		\$0 00		\$0 00	\$0 00	\$0 00
12/09/14	12/02/11	57	\$773 22	\$490 49	\$282 73		\$0 00		\$0 00	\$0 00	\$0 00
EXXON MOBIL CORP											
01/14/14	11/04/11	46	\$4,552 96	\$3,609 38	\$943 58		\$0 00		\$0 00	\$0 00	\$0 00
01/14/14	02/23/10	4	\$395 91	\$261 61	\$134 30		\$0 00		\$0 00	\$0 00	\$0 00
FIFTH THIRD BANCORP											
08/27/14	06/26/13	4	\$81 16	\$71 92	\$9 24		\$0 00		\$0 00	\$0 00	\$0 00
08/27/14	06/25/13	322	\$6,533 01	\$5,754 20	\$778 81		\$0 00		\$0 00	\$0 00	\$0 00

Long Term Transactions

DESCRIPTION		CUSIP	SYMBOL							Portion Subject to 988 and Market Discount (included in Net G/L)	Portion Subject to 28% Rates (included in Net G/L)
Date sold or disposed	Date acquired	Units	Proceeds	Cost or other basis	Net Gain/Loss	Code	Adjustments				
FIRST NIAGARA FINL GROUP INC NEW		33582V108	FNFG								
06/27/14	09/08/09	29	\$251.48	\$368.30	\$-116.82		\$0.00		\$0.00	\$0.00	\$0.00
06/27/14	10/16/09	30	\$260.16	\$390.22	\$-130.06		\$0.00		\$0.00	\$0.00	\$0.00
06/27/14	10/21/09	7	\$60.70	\$91.70	\$-31.00		\$0.00		\$0.00	\$0.00	\$0.00
06/27/14	10/22/09	14	\$121.40	\$184.81	\$-63.41		\$0.00		\$0.00	\$0.00	\$0.00
FLOWERVE CORP		34354P105	FLS								
11/20/14	07/25/13	17	\$1,123.23	\$951.57	\$171.66		\$0.00		\$0.00	\$0.00	\$0.00
11/21/14	07/25/13	1	\$67.30	\$55.97	\$11.33		\$0.00		\$0.00	\$0.00	\$0.00
11/21/14	07/25/13	4	\$268.78	\$223.90	\$44.88		\$0.00		\$0.00	\$0.00	\$0.00
11/21/14	07/25/13	89	\$5,985.46	\$4,981.78	\$1,003.68		\$0.00		\$0.00	\$0.00	\$0.00
11/24/14	07/25/13	8	\$543.06	\$447.80	\$95.26		\$0.00		\$0.00	\$0.00	\$0.00
GANNETT INC		364730101	GCI								
08/11/14	07/11/13	12	\$404.59	\$317.46	\$87.13		\$0.00		\$0.00	\$0.00	\$0.00
08/11/14	07/24/13	16	\$539.45	\$416.87	\$122.58		\$0.00		\$0.00	\$0.00	\$0.00
08/11/14	08/31/10	11	\$370.87	\$133.41	\$237.46		\$0.00		\$0.00	\$0.00	\$0.00
08/11/14	08/24/10	55	\$1,854.37	\$657.87	\$1,196.50		\$0.00		\$0.00	\$0.00	\$0.00
GENWORTH FINL INC CLA		37247D106	GNW								
08/19/14	06/25/13	219	\$3,021.13	\$2,370.23	\$650.90		\$0.00		\$0.00	\$0.00	\$0.00
GILEAD SCIENCES INC		375558103	GILD								
10/28/14	09/18/12	11	\$1,242.26	\$367.85	\$874.41		\$0.00		\$0.00	\$0.00	\$0.00

Long Term Transactions

DESCRIPTION		CUSIP	SYMBOL							Portion Subject to 988 and Market Discount (included in Net G/L)	Portion Subject to 28% Rates (included in Net G/L)
Date sold or disposed	Date acquired	Units	Proceeds	Cost or other basis	Net Gain/Loss	Code	Adjustments				
GOOGLE INC CLA											
		38259P508	GOOG L								
06/20/14	01/24/13	2	\$1,126.88	\$754.15	\$372.73		\$0.00		\$0.00	\$0.00	
06/20/14	05/03/13	2	\$1,126.88	\$845.37	\$281.51		\$0.00		\$0.00	\$0.00	
06/20/14	01/24/13	3	\$1,690.33	\$1,127.65	\$562.68		\$0.00		\$0.00	\$0.00	
06/20/14	01/28/13	2	\$1,126.88	\$752.62	\$374.26		\$0.00		\$0.00	\$0.00	
GRAINGER W W INC											
		384802104	GWW								
07/17/14	06/05/12	9	\$2,196.58	\$1,600.24	\$596.34		\$0.00		\$0.00	\$0.00	
07/17/14	07/12/12	3	\$732.20	\$544.72	\$187.48		\$0.00		\$0.00	\$0.00	
07/17/14	07/12/12	1	\$243.51	\$181.58	\$61.93		\$0.00		\$0.00	\$0.00	
07/17/14	04/24/12	3	\$730.53	\$608.67	\$121.86		\$0.00		\$0.00	\$0.00	
07/17/14	11/05/12	5	\$1,217.54	\$1,007.83	\$209.71		\$0.00		\$0.00	\$0.00	
07/17/14	07/12/12	2	\$487.02	\$369.64	\$117.38		\$0.00		\$0.00	\$0.00	
GRAPHIC PACKAGING HLDG CO											
		388689101	GPK								
06/04/14	05/20/13	8	\$90.68	\$64.06	\$26.62		\$0.00		\$0.00	\$0.00	
08/07/14	05/20/13	39	\$467.16	\$312.29	\$154.87		\$0.00		\$0.00	\$0.00	
08/27/14	05/20/13	35	\$441.05	\$280.26	\$160.79		\$0.00		\$0.00	\$0.00	
HALYARD HEALTH INC											
		40650V100	HYH								
12/10/14	11/14/11	0.38	\$14.53	\$8.86	\$5.67		\$0.00		\$0.00	\$0.00	
HEALTH NET INC											
		42222G108	HNT								
05/12/14	03/07/13	5	\$193.98	\$136.43	\$57.55		\$0.00		\$0.00	\$0.00	

Long Term Transactions

DESCRIPTION		CUSIP	SYMBOL							Portion Subject to 988 and Market Discount (included in Net G/L)	Portion Subject to 28% Rates (included in Net G/L)
Date sold or disposed	Date acquired	Units	Proceeds	Cost or other basis	Net Gain/Loss	Code	Adjustments				
HEALTH NET INC		42222G108	HNT								
05/22/14	03/07/13	10	\$395.45	\$272.86	\$122.59		\$0.00		\$0.00	\$0.00	
05/22/14	10/29/10	34	\$1,344.52	\$914.26	\$430.26		\$0.00		\$0.00	\$0.00	
10/31/14	08/23/11	31	\$1,484.87	\$656.71	\$828.16		\$0.00		\$0.00	\$0.00	
10/31/14	01/31/13	17	\$814.29	\$455.95	\$358.34		\$0.00		\$0.00	\$0.00	
10/31/14	10/29/10	2	\$95.80	\$53.78	\$42.02		\$0.00		\$0.00	\$0.00	
HELIUM ENERGY SOLUTIONS GROUP INC		42330P107	HLX								
05/19/14	01/31/13	39	\$889.83	\$916.59	\$-26.76		\$0.00		\$0.00	\$0.00	
05/19/14	02/28/13	17	\$387.88	\$397.23	\$-9.35		\$0.00		\$0.00	\$0.00	
05/19/14	02/27/13	26	\$593.22	\$608.01	\$-14.79		\$0.00		\$0.00	\$0.00	
HERSHEY FOODS CORP		427866108	HSY								
12/09/14	07/25/13	52	\$5,148.11	\$4,834.18	\$313.93		\$0.00		\$0.00	\$0.00	
12/10/14	07/25/13	8	\$791.85	\$743.72	\$48.13		\$0.00		\$0.00	\$0.00	
HOME DEPOT INC		437076102	HD								
04/22/14	12/20/11	6	\$479.79	\$250.38	\$229.41		\$0.00		\$0.00	\$0.00	
04/22/14	12/06/11	32	\$2,558.86	\$1,296.92	\$1,261.94		\$0.00		\$0.00	\$0.00	
05/13/14	05/20/09	1	\$77.73	\$23.90	\$53.83		\$0.00		\$0.00	\$0.00	
09/11/14	01/15/09	40	\$3,564.44	\$907.50	\$2,656.94		\$0.00		\$0.00	\$0.00	
09/11/14	05/20/09	14	\$1,247.55	\$334.54	\$913.01		\$0.00		\$0.00	\$0.00	
09/11/14	12/02/08	16	\$1,425.78	\$342.35	\$1,083.43		\$0.00		\$0.00	\$0.00	

Long Term Transactions

DESCRIPTION	CUSIP	SYMBOL								
Date sold or disposed	Date acquired	Units	Proceeds	Cost or other basis	Net Gain/Loss	Code	Adjustments	Portion Subject to 988 and Market Discount (included in Net G/L)	Portion Subject to 28% Rates (included in Net G/L)	
HONEYWELL INTL INC										
		438516106	HON							
05/13/14	11/21/11	3	\$283.46	\$152.34	\$131.12		\$0.00	\$0.00	\$0.00	
HUNTSMAN CORP										
		447011107	HUN							
09/17/14	11/29/12	12	\$343.90	\$194.86	\$149.04		\$0.00	\$0.00	\$0.00	
09/17/14	08/13/13	2	\$57.32	\$36.73	\$20.59		\$0.00	\$0.00	\$0.00	
09/17/14	06/25/13	14	\$401.21	\$236.96	\$164.25		\$0.00	\$0.00	\$0.00	
10/20/14	11/29/12	28	\$647.66	\$454.66	\$193.00		\$0.00	\$0.00	\$0.00	
INTEL CORP										
		458140100	INTC							
05/13/14	11/18/11	9	\$237.60	\$219.34	\$18.26		\$0.00	\$0.00	\$0.00	
INTERNATIONAL BUSINESS MACHINES										
		459200101	IBM							
01/14/14	10/13/08	15	\$2,788.02	\$1,368.81	\$1,419.21		\$0.00	\$0.00	\$0.00	
01/14/14	10/16/08	2	\$371.74	\$176.77	\$194.97		\$0.00	\$0.00	\$0.00	
05/13/14	10/16/08	1	\$192.45	\$88.38	\$104.07		\$0.00	\$0.00	\$0.00	
JABIL CIRCUIT INC COM										
		466313103	JBL							
09/29/14	01/07/13	10	\$202.14	\$191.46	\$10.68		\$0.00	\$0.00	\$0.00	
09/29/14	01/16/13	3	\$60.64	\$58.07	\$2.57		\$0.00	\$0.00	\$0.00	
12/23/14	01/07/13	24	\$522.99	\$459.49	\$63.50		\$0.00	\$0.00	\$0.00	
12/23/14	12/21/12	23	\$501.20	\$432.55	\$68.65		\$0.00	\$0.00	\$0.00	
JOHNSON AND JOHNSON										
		478160104	JNJ							
05/13/14	01/04/13	8	\$805.92	\$571.78	\$234.14		\$0.00	\$0.00	\$0.00	

Long Term Transactions

DESCRIPTION		CUSIP	SYMBOL							Portion Subject to 988 and Market Discount (included in Net G/L)	Portion Subject to 28% Rates (included in Net G/L)
Date sold or disposed	Date acquired	Units	Proceeds	Cost or other basis	Net Gain/Loss	Code	Adjustments				
JONES GROUP INC		48020T101	JNY								
01/07/14	03/08/11	6	\$89.51	\$76.80	\$12.71		\$0.00		\$0.00	\$0.00	\$0.00
01/07/14	07/14/11	35	\$522.12	\$397.91	\$124.21		\$0.00		\$0.00	\$0.00	\$0.00
01/07/14	02/08/12	37	\$551.95	\$376.55	\$175.40		\$0.00		\$0.00	\$0.00	\$0.00
KLA-TENCOR CORP		482480100	KLAC								
05/13/14	02/08/13	2	\$127.21	\$113.76	\$13.45		\$0.00		\$0.00	\$0.00	\$0.00
KIMBERLY CLARK CORP		494368103	KMB								
05/13/14	11/14/11	5	\$555.41	\$355.88	\$199.53		\$0.00		\$0.00	\$0.00	\$0.00
KNOWLES CORP		49926D109	KN								
03/12/14	07/17/09	24	\$696.18	\$266.43	\$429.75		\$0.00		\$0.00	\$0.00	\$0.00
03/12/14	07/16/09	12.5	\$362.59	\$139.16	\$223.43		\$0.00		\$0.00	\$0.00	\$0.00
03/12/14	07/16/09	12.5	\$362.59	\$137.64	\$224.95		\$0.00		\$0.00	\$0.00	\$0.00
LAM RESH CORP		512807108	LRCX								
07/23/14	08/15/11	2	\$141.40	\$79.50	\$61.90		\$0.00		\$0.00	\$0.00	\$0.00
07/23/14	08/01/11	6	\$424.21	\$244.82	\$179.39		\$0.00		\$0.00	\$0.00	\$0.00
07/23/14	07/11/11	2	\$141.40	\$80.96	\$60.44		\$0.00		\$0.00	\$0.00	\$0.00
LEAR CORP		521865204	LEA								
08/07/14	06/22/11	9	\$854.90	\$462.16	\$392.74		\$0.00		\$0.00	\$0.00	\$0.00
LIFEPOINT HOSPITALS INC		53219L109	LPNT								
10/20/14	03/14/13	4	\$270.03	\$187.03	\$83.00		\$0.00		\$0.00	\$0.00	\$0.00

Long Term Transactions

DESCRIPTION		CUSIP	SYMBOL							Portion Subject to 988 and Market Discount (included in Net G/L)	Portion Subject to 28% Rates (included in Net G/L)
Date sold or disposed	Date acquired	Units	Proceeds	Cost or other basis	Net Gain/Loss	Code	Adjustments				
LIFEPOINT HOSPITALS INC											
10/20/14	12/07/07	2	\$135.02	\$63.03	\$71.99		\$0.00		\$0.00		\$0.00
MKS INSTRS INC											
03/21/14	11/04/11	13	\$401.72	\$356.37	\$45.35		\$0.00		\$0.00		\$0.00
03/21/14	10/17/11	44	\$1,359.68	\$1,053.39	\$306.29		\$0.00		\$0.00		\$0.00
03/24/14	10/17/11	4	\$122.97	\$95.76	\$27.21		\$0.00		\$0.00		\$0.00
MACYS INC											
11/05/14	08/07/13	33	\$1,884.40	\$1,583.04	\$301.36		\$0.00		\$0.00		\$0.00
MARSH & MCLENNAN INC											
05/13/14	10/11/12	2	\$98.38	\$68.78	\$29.60		\$0.00		\$0.00		\$0.00
MCDONALDS CORP											
05/13/14	11/18/11	3	\$308.21	\$278.70	\$29.51		\$0.00		\$0.00		\$0.00
MEDICAL PPTYS TR INC											
10/29/14	06/06/13	7	\$91.47	\$102.93 *	\$-11.46		\$0.00		\$0.00		\$0.00
10/29/14	07/05/13	12	\$156.81	\$182.84 *	\$-26.03		\$0.00		\$0.00		\$0.00
MENS WEARHOUSE INC											
01/08/14	11/02/12	11	\$557.97	\$374.21	\$183.76		\$0.00		\$0.00		\$0.00
01/08/14	05/09/12	9	\$456.52	\$322.37	\$134.15		\$0.00		\$0.00		\$0.00
01/10/14	10/10/12	9	\$457.18	\$301.19	\$155.99		\$0.00		\$0.00		\$0.00
01/10/14	08/01/12	12	\$616.30	\$326.77	\$289.53		\$0.00		\$0.00		\$0.00

Long Term Transactions

DESCRIPTION		CUSIP	SYMBOL							
Date sold or disposed	Date acquired	Units	Proceeds	Cost or other basis	Net Gain/Loss	Code	Adjustments	Portion Subject to 988 and Market Discount (included in Net G/L)	Portion Subject to 28% Rates (included in Net G/L)	
MENS WEARHOUSE INC		587118100	MW							
01/10/14	04/19/12	4	\$203.19	\$130.36	\$72.83		\$0.00	\$0.00	\$0.00	
01/10/14	11/02/12	5	\$253.99	\$170.09	\$83.90		\$0.00	\$0.00	\$0.00	
METLIFE INC		59156R108	MET							
11/05/14	02/18/09	63	\$3,422.82	\$3,555.23	\$-132.41		\$0.00	\$0.00	\$0.00	
MICROSOFT CORP		594918104	MSFT							
05/13/14	03/26/10	15	\$604.52	\$446.97	\$157.55		\$0.00	\$0.00	\$0.00	
MICRON TECHNOLOGY		595112103	MU							
01/02/14	11/15/11	66	\$1,418.95	\$355.95	\$1,063.00		\$0.00	\$0.00	\$0.00	
MID-AMER APT CMNTYS INC		59522J103	MAA							
05/30/14	08/24/11	6	\$434.51	\$413.06 *	\$21.45		\$0.00	\$0.00	\$0.00	
10/29/14	07/25/13	1	\$69.26	\$67.74 *	\$1.52		\$0.00	\$0.00	\$0.00	
NEXTERA ENERGY INC		65339F101	NEE							
05/13/14	07/29/10	2	\$192.30	\$105.08	\$87.22		\$0.00	\$0.00	\$0.00	
OFFICE DEPOT INC		676220106	ODP							
11/06/14	06/15/10	1	\$6.51	\$5.50	\$1.01		\$0.00	\$0.00	\$0.00	
12/19/14	12/18/13	81	\$669.73	\$415.95	\$253.78		\$0.00	\$0.00	\$0.00	
PNC BANK CORP		693475105	PNC							
05/13/14	02/22/07	3	\$256.14	\$227.10	\$29.04		\$0.00	\$0.00	\$0.00	

Long Term Transactions

DESCRIPTION	CUSIP	SYMBOL								
Date sold or disposed	Date acquired	Units	Proceeds	Cost or other basis	Net Gain/Loss	Code	Adjustments	Portion Subject to 988 and Market Discount (included in Net G/L)	Portion Subject to 28% Rates (included in Net G/L)	
PACWEST BANCORP DEL										
		695263103	PACW							
04/28/14	07/14/10	0 93	\$38 03	\$17 20	\$20.83		\$0 00	\$0 00	\$0 00	
10/02/14	07/14/10	49	\$1,972 11	\$905 04	\$1,067 07		\$0 00	\$0 00	\$0 00	
PHILLIPS 66										
		718546104	PSX							
12/11/14	03/15/13	43	\$2,905 34	\$2,778 14	\$127 20		\$0 00	\$0 00	\$0 00	
12/11/14	03/18/13	14	\$945 92	\$891 17	\$54 75		\$0 00	\$0 00	\$0 00	
12/11/14	09/06/13	40	\$2,702 64	\$2,315.14	\$387 50		\$0 00	\$0 00	\$0 00	
PRICE T ROWE GROUP INC										
		74144T108	TROW							
05/13/14	02/06/09	2	\$163 56	\$57 25	\$106 31		\$0 00	\$0 00	\$0 00	
PRICELINE.COM INC										
		741503403	PCLN							
11/20/14	07/25/13	1	\$1,151 88	\$902 48	\$249 40		\$0 00	\$0 00	\$0 00	
PROCTER & GAMBLE CO										
		742718109	PG							
05/13/14	03/15/13	5	\$408 71	\$384 94	\$23 77		\$0 00	\$0 00	\$0 00	
PUBLIC STORAGE INC										
		74460D109	PSA							
05/13/14	12/09/11	1	\$172 09	\$130 02	\$42 07		\$0 00	\$0 00	\$0 00	
PULTE CORP										
		745867101	PEM							
02/27/14	09/17/12	29	\$614 67	\$473 83	\$140 84		\$0 00	\$0 00	\$0 00	
11/19/14	09/17/12	14	\$294 32	\$228 75	\$65.57		\$0 00	\$0 00	\$0 00	

Long Term Transactions

DESCRIPTION		CUSIP	SYMBOL							Portion Subject to 988 and Market Discount (included in Net G/L)	Portion Subject to 28% Rates (included in Net G/L)
Date sold or disposed	Date acquired	Units	Proceeds	Cost or other basis	Net Gain/Loss	Code	Adjustments				
RPM INC OHIO		749685103	RPM								
02/07/14	11/21/11	5	\$194.49	\$110.79	\$83.70		\$0.00		\$0.00	\$0.00	\$0.00
02/07/14	11/22/11	38	\$1,478.14	\$856.18	\$621.96		\$0.00		\$0.00	\$0.00	\$0.00
02/10/14	11/21/11	57	\$2,224.87	\$1,263.01	\$961.86		\$0.00		\$0.00	\$0.00	\$0.00
02/11/14	11/21/11	44	\$1,725.96	\$974.96	\$751.00		\$0.00		\$0.00	\$0.00	\$0.00
02/12/14	11/21/11	33	\$1,298.22	\$731.22	\$567.00		\$0.00		\$0.00	\$0.00	\$0.00
02/13/14	11/21/11	25	\$976.58	\$553.95	\$422.63		\$0.00		\$0.00	\$0.00	\$0.00
REGAL ENTMT GROUP CLA		758766109	RGC								
03/28/14	02/12/13	31	\$583.15	\$470.65	\$112.50		\$0.00		\$0.00	\$0.00	\$0.00
03/28/14	01/08/13	1	\$18.81	\$14.11	\$4.70		\$0.00		\$0.00	\$0.00	\$0.00
04/30/14	01/08/13	34	\$639.05	\$479.88	\$159.17		\$0.00		\$0.00	\$0.00	\$0.00
05/05/14	01/08/13	19	\$353.36	\$268.17	\$85.19		\$0.00		\$0.00	\$0.00	\$0.00
05/16/14	01/07/13	65	\$1,249.05	\$912.15	\$336.90		\$0.00		\$0.00	\$0.00	\$0.00
05/16/14	01/08/13	21	\$403.54	\$296.40	\$107.14		\$0.00		\$0.00	\$0.00	\$0.00
REGENERON PHARMACEUTICALS INC		75886F107	REGN								
10/28/14	07/25/13	32	\$12,818.27	\$8,614.88	\$4,203.39		\$0.00		\$0.00	\$0.00	\$0.00
REINSURANCE GROUPAMER INC		759351604	RGA								
05/30/14	06/04/09	9	\$703.44	\$337.06	\$366.38		\$0.00		\$0.00	\$0.00	\$0.00
05/30/14	10/28/08	5	\$390.80	\$180.21	\$210.59		\$0.00		\$0.00	\$0.00	\$0.00
06/02/14	07/16/09	4	\$312.21	\$142.28	\$169.93		\$0.00		\$0.00	\$0.00	\$0.00



Bank of America Private Wealth Management

IM THE MST FOUNDATION

2014 Tax Information Letter

Account Number 044001153824

Page 45

Long Term Transactions

DESCRIPTION	CUSIP	SYMBOL							
Date sold or disposed	Date acquired	Units	Proceeds	Cost or other basis	Net Gain/Loss	Code	Adjustments	Portion Subject to 988 and Market Discount (included in Net G/L)	Portion Subject to 28% Rates (included in Net G/L)
REINSURANCE GROUP AMER INC									
06/02/14	10/28/08	14	\$1,092.75	\$504.60	\$588.15		\$0.00	\$0.00	\$0.00
RELIANCE STEEL & ALUM CO									
04/14/14	12/12/12	2	\$140.18	\$116.43	\$23.75		\$0.00	\$0.00	\$0.00
04/14/14	12/17/08	6	\$420.54	\$144.00	\$276.54		\$0.00	\$0.00	\$0.00
04/14/14	01/29/08	10	\$700.89	\$486.80	\$214.09		\$0.00	\$0.00	\$0.00
04/15/14	12/17/08	17	\$1,161.47	\$408.00	\$753.47		\$0.00	\$0.00	\$0.00
SELECT SECTOR SPDR TR INDL									
10/03/14	01/14/13	550	\$28,859.62	\$21,563.74	\$7,295.88		\$0.00	\$0.00	\$0.00
SEMPRA ENERGY									
05/13/14	12/22/09	2	\$196.12	\$112.02	\$84.10		\$0.00	\$0.00	\$0.00
SHERWIN WILLIAMS CO									
05/05/14	11/21/11	21	\$4,194.76	\$1,765.19	\$2,429.57		\$0.00	\$0.00	\$0.00
08/27/14	11/21/11	11	\$2,386.33	\$924.63	\$1,461.70		\$0.00	\$0.00	\$0.00
SIMON PPTY GROUP INC NEW									
05/13/14	03/15/13	1	\$176.32	\$159.35	\$16.97		\$0.00	\$0.00	\$0.00
STEEL DYNAMICS INC									
08/27/14	01/16/13	19	\$445.85	\$280.24	\$165.61		\$0.00	\$0.00	\$0.00
08/27/14	10/28/09	6	\$140.79	\$82.20	\$58.59		\$0.00	\$0.00	\$0.00
10/06/14	10/28/09	30	\$651.85	\$411.00	\$240.85		\$0.00	\$0.00	\$0.00

Long Term Transactions

DESCRIPTION		CUSIP	SYMBOL							Portion Subject to 988 and Market Discount (included in Net G/L)	Portion Subject to 28% Rates (included in Net G/L)
Date sold or disposed	Date acquired	Units	Proceeds	Cost or other basis	Net Gain/Loss	Code	Adjustments				
STEELCASE INC CLA		858155203	SCS								
04/22/14	02/28/13	15	\$253.81	\$212.83	\$40.98		\$0.00		\$0.00	\$0.00	\$0.00
04/22/14	12/06/12	14	\$236.89	\$159.10	\$77.79		\$0.00		\$0.00	\$0.00	\$0.00
04/22/14	02/27/13	14	\$236.89	\$197.44	\$39.45		\$0.00		\$0.00	\$0.00	\$0.00
04/29/14	11/13/12	15	\$247.79	\$159.57	\$88.22		\$0.00		\$0.00	\$0.00	\$0.00
04/29/14	12/06/12	39	\$644.25	\$443.22	\$201.03		\$0.00		\$0.00	\$0.00	\$0.00
04/30/14	11/13/12	41	\$671.73	\$436.14	\$235.59		\$0.00		\$0.00	\$0.00	\$0.00
STONE ENERGY CORP		861642106	SGY								
08/19/14	09/17/12	10	\$344.89	\$276.76	\$68.13		\$0.00		\$0.00	\$0.00	\$0.00
08/19/14	09/14/12	2	\$68.98	\$55.23	\$13.75		\$0.00		\$0.00	\$0.00	\$0.00
08/19/14	04/27/11	9	\$310.40	\$299.81	\$10.59		\$0.00		\$0.00	\$0.00	\$0.00
08/19/14	05/24/11	15	\$517.34	\$442.65	\$74.69		\$0.00		\$0.00	\$0.00	\$0.00
08/19/14	05/23/11	10	\$344.89	\$293.10	\$51.79		\$0.00		\$0.00	\$0.00	\$0.00
08/19/14	05/25/11	5	\$172.45	\$147.57	\$24.88		\$0.00		\$0.00	\$0.00	\$0.00
08/19/14	05/20/11	5	\$172.45	\$151.09	\$21.36		\$0.00		\$0.00	\$0.00	\$0.00
08/20/14	09/14/12	4	\$136.35	\$110.47	\$25.88		\$0.00		\$0.00	\$0.00	\$0.00
TJX COS INC NEW		872540109	TJX								
05/05/14	11/18/11	63	\$3,664.92	\$1,881.22	\$1,783.70		\$0.00		\$0.00	\$0.00	\$0.00
05/06/14	11/18/11	65	\$3,736.45	\$1,940.95	\$1,795.50		\$0.00		\$0.00	\$0.00	\$0.00
05/27/14	05/25/10	15	\$820.23	\$336.82	\$483.41		\$0.00		\$0.00	\$0.00	\$0.00

Long Term Transactions

DESCRIPTION		CUSIP	SYMBOL							Portion Subject to 988 and Market Discount (included in Net G/L)	Portion Subject to 28% Rates (included in Net G/L)
Date sold or disposed	Date acquired	Units	Proceeds	Cost or other basis	Net Gain/Loss	Code	Adjustments				
TJX COS INC NEW											
05/27/14	05/27/10	35	\$1,913.86	\$796.22	\$1,117.64		\$0.00		\$0.00	\$0.00	\$0.00
TRW AUTOMOTIVE HLDGS CORP											
09/17/14	10/26/09	5	\$514.50	\$91.30	\$423.20		\$0.00		\$0.00	\$0.00	\$0.00
09/17/14	06/28/12	1	\$102.90	\$36.07	\$66.83		\$0.00		\$0.00	\$0.00	\$0.00
09/29/14	10/26/09	5	\$508.60	\$91.30	\$417.30		\$0.00		\$0.00	\$0.00	\$0.00
11/12/14	10/26/09	8	\$816.14	\$146.08	\$670.06		\$0.00		\$0.00	\$0.00	\$0.00
12/12/14	10/26/09	25	\$2,565.02	\$456.49	\$2,108.53		\$0.00		\$0.00	\$0.00	\$0.00
TEREX CORP NEW											
01/23/14	12/12/12	5	\$205.11	\$131.93	\$73.18		\$0.00		\$0.00	\$0.00	\$0.00
03/19/14	12/12/12	5	\$209.85	\$131.93	\$77.92		\$0.00		\$0.00	\$0.00	\$0.00
03/19/14	11/14/12	8	\$335.75	\$174.25	\$161.50		\$0.00		\$0.00	\$0.00	\$0.00
07/15/14	11/14/12	17	\$672.60	\$370.29	\$302.31		\$0.00		\$0.00	\$0.00	\$0.00
THOR INDS INC											
04/23/14	04/01/13	5	\$305.11	\$184.81	\$120.30		\$0.00		\$0.00	\$0.00	\$0.00
TIME INC NEW											
06/13/14	11/09/11	8.63	\$190.54	\$94.36	\$96.18		\$0.00		\$0.00	\$0.00	\$0.00
06/13/14	05/10/11	5.25	\$115.98	\$60.81	\$55.17		\$0.00		\$0.00	\$0.00	\$0.00
06/13/14	02/13/11	12.13	\$267.86	\$142.26	\$125.60		\$0.00		\$0.00	\$0.00	\$0.00
06/13/14	04/26/11	1	\$22.09	\$11.75	\$10.34		\$0.00		\$0.00	\$0.00	\$0.00

Long Term Transactions

DESCRIPTION		CUSIP	SYMBOL						
Date sold or disposed	Date acquired	Units	Proceeds	Cost or other basis	Net Gain/Loss	Code	Adjustments	Portion Subject to 988 and Market Discount (included in Net G/L)	Portion Subject to 28% Rates (included in Net G/L)
TIME INC NEW		887228104	TIME						
06/24/14	11/09/11	0.13	\$3.02	\$1.37	\$1.65		\$0.00	\$0.00	\$0.00
TIME WARNER INC		887317303	TWX						
05/13/14	04/26/11	5	\$346.41	\$181.28	\$165.13		\$0.00	\$0.00	\$0.00
07/17/14	02/13/11	77	\$6,573.10	\$2,675.49	\$3,897.61		\$0.00	\$0.00	\$0.00
07/17/14	04/26/11	8	\$682.92	\$278.30	\$404.62		\$0.00	\$0.00	\$0.00
08/27/14	02/13/11	20	\$1,536.53	\$694.93	\$841.60		\$0.00	\$0.00	\$0.00
08/27/14	05/10/11	42	\$3,226.71	\$1,440.60	\$1,786.11		\$0.00	\$0.00	\$0.00
08/27/14	11/09/11	70	\$5,377.85	\$2,268.09	\$3,109.76		\$0.00	\$0.00	\$0.00
TUTOR PERINI CORP		901109108	TPC						
02/20/14	04/06/11	10	\$227.60	\$248.10	\$-20.50		\$0.00	\$0.00	\$0.00
02/20/14	04/05/11	10	\$227.61	\$245.87	\$-18.26		\$0.00	\$0.00	\$0.00
02/21/14	05/09/11	1	\$22.58	\$23.91	\$-1.33		\$0.00	\$0.00	\$0.00
06/27/14	05/20/11	3	\$94.44	\$59.53	\$34.91		\$0.00	\$0.00	\$0.00
06/27/14	05/02/11	10	\$314.80	\$238.83	\$75.97		\$0.00	\$0.00	\$0.00
UGI CORP NEW		902681105	UGI						
10/20/14	04/16/13	2	\$70.46	\$53.02	\$17.44		\$0.00	\$0.00	\$0.00
11/19/14	04/16/13	2.5	\$92.63	\$66.27	\$26.36		\$0.00	\$0.00	\$0.00
11/19/14	07/27/10	4.5	\$166.73	\$86.20	\$80.53		\$0.00	\$0.00	\$0.00
11/19/14	05/04/12	1.5	\$55.57	\$29.06	\$26.51		\$0.00	\$0.00	\$0.00

Long Term Transactions

DESCRIPTION		CUSIP	SYMBOL							
Date sold or disposed	Date acquired	Units	Proceeds	Cost or other basis	Net Gain/Loss	Code	Adjustments	Portion Subject to 988 and Market Discount (included in Net G/L)	Portion Subject to 28% Rates (included in Net G/L)	
UGI CORP NEW		902681105	UGI							
11/19/14	09/21/10	6.5	\$240.82	\$123.04	\$117.78		\$0.00	\$0.00	\$0.00	
US BANCORP DEL NEW		902973304	USB							
05/13/14	02/22/07	5	\$202.96	\$183.20	\$19.76		\$0.00	\$0.00	\$0.00	
UNITED PARCEL SVC INC CL B		911312106	UPS							
05/13/14	05/09/13	2	\$205.00	\$177.83	\$27.17		\$0.00	\$0.00	\$0.00	
UNITED TECHNOLOGIES CORP		913017109	UTX							
05/13/14	02/22/07	1	\$119.07	\$67.22	\$51.85		\$0.00	\$0.00	\$0.00	
UNIVERSAL HEALTH SVCS INC CL B		913903100	UHS							
02/21/14	11/19/12	24	\$1,973.95	\$1,026.43	\$947.52		\$0.00	\$0.00	\$0.00	
UNUMPROVIDENT CORP		91529Y106	UNM							
12/09/14	04/28/09	51	\$1,710.17	\$772.86	\$937.31		\$0.00	\$0.00	\$0.00	
12/09/14	08/11/09	24	\$804.78	\$481.95	\$322.83		\$0.00	\$0.00	\$0.00	
12/09/14	01/11/12	13	\$435.92	\$283.17	\$152.75		\$0.00	\$0.00	\$0.00	
12/09/14	05/03/12	5	\$167.66	\$112.00	\$55.66		\$0.00	\$0.00	\$0.00	
VERIZON COMMUNICATIONS		92343V104	VZ							
12/11/14	03/12/13	19	\$879.76	\$908.00	\$-28.24	W	\$28.24	\$0.00	\$0.00	
WAL MART STORES INC		931142103	WMT							
05/13/14	11/09/11	2	\$158.40	\$116.14	\$42.26		\$0.00	\$0.00	\$0.00	

Long Term Transactions

DESCRIPTION		CUSIP	SYMBOL						Portion Subject to 988 and Market Discount (included in Net G/L)	Portion Subject to 28% Rates (included in Net G/L)
Date sold or disposed	Date acquired	Units	Proceeds	Cost or other basis	Net Gain/Loss	Code	Adjustments			
WAL MART STORES INC		931142103	WMT							
06/24/14	11/09/11	88	\$6,677.64	\$5,110.13	\$1,567.51		\$0.00	\$0.00	\$0.00	
WASHINGTON PRIME GROUP INC		939647103	WPG							
06/04/14	12/10/12	12	\$231.79	\$224.39	\$7.40		\$0.00	\$0.00	\$0.00	
06/04/14	03/15/13	6	\$115.90	\$114.43	\$1.47		\$0.00	\$0.00	\$0.00	
WASTE MGMT INC DEL COM		94106L109	WM							
05/13/14	11/17/11	3	\$131.97	\$92.65	\$39.32		\$0.00	\$0.00	\$0.00	
WESTAR ENERGY INC		95709T100	WR							
01/14/14	06/08/12	8	\$261.65	\$234.25	\$27.40		\$0.00	\$0.00	\$0.00	
01/14/14	06/07/12	75	\$2,452.98	\$2,196.62	\$256.36		\$0.00	\$0.00	\$0.00	
01/15/14	06/06/12	40	\$1,302.00	\$1,166.73	\$135.27		\$0.00	\$0.00	\$0.00	
01/15/14	06/08/12	32	\$1,041.60	\$937.00	\$104.60		\$0.00	\$0.00	\$0.00	
01/16/14	06/06/12	9	\$293.02	\$262.52	\$30.50		\$0.00	\$0.00	\$0.00	
WISCONSIN ENERGY CORP		976657106	WEC							
05/13/14	02/14/12	2	\$90.51	\$68.36	\$22.15		\$0.00	\$0.00	\$0.00	
ZIONS BANCORPORATION		989701107	ZION							
09/23/14	01/25/12	1	\$29.41	\$17.61	\$11.80		\$0.00	\$0.00	\$0.00	
09/23/14	12/16/11	3	\$88.21	\$45.70	\$42.51		\$0.00	\$0.00	\$0.00	
AIRCATTLE LTD SHS		G0129K104	AYR							
03/25/14	02/11/11	41	\$792.84	\$483.42	\$309.42		\$0.00	\$0.00	\$0.00	

Long Term Transactions

DESCRIPTION	CUSIP	SYMBOL								
Date sold or disposed	Date acquired	Units	Proceeds	Cost or other basis	Net Gain/Loss	Code	Adjustments	Portion Subject to 988 and Market Discount (included in Net G/L)	Portion Subject to 28% Rates (included in Net G/L)	
AIRCASTLE LTD SHS										
		G0129K104	AYR							
03/25/14	02/08/11	35	\$676.82	\$409.40	\$267.42		\$0.00	\$0.00	\$0.00	
03/25/14	02/09/11	15	\$290.06	\$177.48	\$112.58		\$0.00	\$0.00	\$0.00	
AMDOCS LTD										
		G02602103	DOX							
02/06/14	02/24/12	1	\$42.38	\$30.82	\$11.56		\$0.00	\$0.00	\$0.00	
02/20/14	02/24/12	3	\$133.17	\$92.44	\$40.73		\$0.00	\$0.00	\$0.00	
02/21/14	02/24/12	3	\$133.36	\$92.45	\$40.91		\$0.00	\$0.00	\$0.00	
ASPEN INSURANCE HOLDINGS LMTD SHS										
		G05384105	AHL							
10/29/14	07/25/13	5	\$217.65	\$187.97	\$29.68		\$0.00	\$0.00	\$0.00	
ACCENTURE PLC										
		G1151C101	ACN							
03/17/14	02/08/13	2	\$164.56	\$146.47	\$18.09		\$0.00	\$0.00	\$0.00	
03/17/14	02/07/13	5	\$411.41	\$364.30	\$47.11		\$0.00	\$0.00	\$0.00	
03/27/14	09/15/11	12	\$922.72	\$638.04	\$284.68		\$0.00	\$0.00	\$0.00	
03/27/14	02/07/13	6	\$461.36	\$437.16	\$24.20		\$0.00	\$0.00	\$0.00	
03/27/14	12/27/11	43	\$3,306.42	\$2,277.87	\$1,028.55		\$0.00	\$0.00	\$0.00	
06/20/14	09/15/11	78	\$6,486.51	\$4,044.35	\$2,442.16		\$0.00	\$0.00	\$0.00	
06/23/14	09/15/11	81	\$6,690.01	\$4,199.91	\$2,490.10		\$0.00	\$0.00	\$0.00	
VALIDUS HOLDINGS LTD SHS										
		G9319H102	VR							
10/20/14	04/04/13	7	\$272.71	\$265.37	\$7.34		\$0.00	\$0.00	\$0.00	

Long Term Transactions

DESCRIPTION		CUSIP	SYMBOL						Portion Subject to 988 and Market Discount (included in Net G/L)	Portion Subject to 28% Rates (included in Net G/L)
Date sold or disposed	Date acquired	Units	Proceeds	Cost or other basis	Net Gain/Loss	Code	Adjustments			
ACE LTD		H0023R105	ACE							
05/13/14	12/19/12	1	\$103 13	\$81.70	\$21 43		\$0 00	\$0 00	\$0 00	
LYONDELLBASELL INDUSTRIES NV		N53745100	LYB							
11/05/14	06/25/13	19	\$1,619.22	\$1,264 54	\$354 68		\$0 00	\$0 00	\$0 00	
11/05/14	05/07/13	59	\$5,028 12	\$3,701 48	\$1,326 64		\$0 00	\$0 00	\$0 00	
11/06/14	05/07/13	9	\$766 34	\$564 63	\$201 71		\$0 00	\$0 00	\$0 00	
FLEXTRONICS INTL LTD		Y2573F102	FLEX							
01/22/14	03/03/09	78	\$599 34	\$164 58	\$434 76		\$0 00	\$0 00	\$0 00	
01/23/14	03/03/09	75	\$574 82	\$158 25	\$416 57		\$0 00	\$0 00	\$0 00	
Total Long Term Gain/Loss			\$648,233 51	\$513,231 91	\$135,001 60		\$1,808 16	\$0 00	\$0 00	

THE MST FOUNDATION

Part IV Capital Gains and Losses for Tax on Investment Income

(a) List and describe the kind(s) of property sold, e.g., real estate, 2-story brick warehouse; or common stock, 200 shs. MLC Co.		(b) How acquired P - Purchase D - Donation	(c) Date acquired (mo., day, yr.)	(d) Date sold (mo., day, yr.)
1a	US TRUST 3824 (SEE ATTACHMENT)	P		
b	US TRUST 3824 (SEE ATTACHMENT)	P		
c	WASH SALE DISALLOWED LOSS (SEE ATTACHMENT)	P		
d	WASH SALE DISALLOWED LOSS (SEE ATTACHMENT)	P		
e	FROM K-1 - POWERSHARES DB COMMODITY INDEX TRACKIN	P		
f	FROM K-1 - POWERSHARES DB COMMODITY INDEX TRACKIN	P		
g	CAPITAL GAINS DIVIDENDS			
h				
i				
j				
k				
l				
m				
n				
o				

(e) Gross sales price	(f) Depreciation allowed (or allowable)	(g) Cost or other basis plus expense of sale	(h) Gain or (loss) (e) plus (f) minus (g)
a 453,229.		460,556.	<7,327.>
b 648,234.		513,232.	135,002.
c 394.			394.
d 1,808.			1,808.
e		198.	<198.>
f 216.			216.
g 23,298.			23,298.
h			
i			
j			
k			
l			
m			
n			
o			

Complete only for assets showing gain in column (h) and owned by the foundation on 12/31/69

(i) F.M.V. as of 12/31/69	(j) Adjusted basis as of 12/31/69	(k) Excess of col. (i) over col. (j), if any	(l) Losses (from col. (h)) Gains (excess of col. (h) gain over col. (k), but not less than "-0-")
a			<7,327.>
b			135,002.
c			394.
d			1,808.
e			<198.>
f			216.
g			23,298.
h			
i			
j			
k			
l			
m			
n			
o			

2 Capital gain net income or (net capital loss) { If gain, also enter in Part I, line 7 If (loss), enter "-0-" in Part I, line 7 }	2	153,193.
3 Net short-term capital gain or (loss) as defined in sections 1222(5) and (6): If gain, also enter in Part I, line 8, column (c). If (loss), enter "-0-" in Part I, line 8 }	3	N/A

Part XV Supplementary Information**3 Grants and Contributions Paid During the Year (Continuation)**

Recipient Name and address (home or business)	If recipient is an individual, show any relationship to any foundation manager or substantial contributor	Foundation status of recipient	Purpose of grant or contribution	Amount
ELVES AND MORE 2200 LOUETTA ROAD, SUITE 101 SPRING, TX 77388	NONE	PC	TO PROVIDE SUPPORT	1,000.
FAMILY TIME CRISIS AND COUNSELING CENTER 101 MAIN STREET HUMBLE, TX 77338	NONE	PC	TO PROVIDE SUPPORT	5,000.
HOUSTON CHILDRENS CHARITY 230 WESTCOTT STREET HOUSTON, TX 77007	NONE	PC	TO PROVIDE SUPPORT	5,000.
HUMBLE ISD EDUCATION FOUNDATION 20200 EASTWAY VILLAGE DRIVE HUMBLE, TX 77338	NONE	PC	TO PROVIDE SUPPORT	59,000.
JUNIOR ACHIEVEMENT 1201 EXECUTIVE DRIVE WEST RICHARDSON, TX 75081	NONE	PC	TO PROVIDE SUPPORT	10,000.
JUST ABOUT KIDS FOUNDATION PO BOX 308 TELLURIDE, CO 81435	NONE	PC	TO PROVIDE SUPPORT	1,000.
KASBC 2701 KINGWOOD DR KINGWOOD, TX 77339	NONE	PC	TO PROVIDE SUPPORT	1,000.
KINGWOOD HIGH SCHOOL ANNUAL FUND 2701 KINGWOOD DR KINGWOOD, TX 77339	NONE	PC	TO PROVIDE SUPPORT	2,525.
MICHAH PROJECT 1110 KINGSMARK SPRINGS LANE KINGWOOD, TX 77345	NONE	PC	TO PROVIDE SUPPORT	2,500.
MOTHERS AGAINST CANCER 5807 JUNIPER KNOLL KINGWOOD, TX 77345	NONE	PC	TO PROVIDE SUPPORT	9,250.
Total from continuation sheets				162,882.

Part XV Supplementary Information**3 Grants and Contributions Paid During the Year (Continuation)**

Recipient Name and address (home or business)	If recipient is an individual, show any relationship to any foundation manager or substantial contributor	Foundation status of recipient	Purpose of grant or contribution	Amount
NOTHING BUT NETS P.O. BOX 5585 KINGWOOD, TX 77325	NONE	PC	TO PROVIDE SUPPORT	5,000.
POSITIVE COACHING ALLIANCE 1050 N. POST OAK RD., SUITE 210 HOUSTON, TX 77055	NONE	PC	TO PROVIDE SUPPORT	20,000.
PROJECT GRADUATION HOUSTON 1510 JENSEN DR. HOUSTON, TX 77020	NONE	PC	TO PROVIDE SUPPORT	5,000.
REACH 8625 KING GEORGE, STE 210 DALLAS, TX 75235	NONE	PC	TO PROVIDE SUPPORT	8,000.
RED CROSS 4014 MARKET STREET HOUSTON, TX 77020	NONE	PC	TO PROVIDE SUPPORT	5,000.
SMALL STEPS NURTURING CENTER 1709 DEPELCHIN ST HOUSTON, TX 77007	NONE	PC	TO PROVIDE SUPPORT	10,000.
UNIVERSITY OF MICHIGAN 1301 BEAL AVE ANN ARBOR, MI 48109	NONE	PC	TO PROVIDE SUPPORT	10,000.
WILLS KIDS 1442 KINGWOOD DRIVE SUITE 142 KINGWOOD, TX 77339	NONE	PC	TO PROVIDE SUPPORT	500.
CYSTIC FIBROSIS FOUNDATION 6931 ARLINGTON ROAD BETHESDA, MD 20814	NONE	PC	TO PROVIDE SUPPORT	500.
DONORS CHOOSE 134 WEST 37TH STREET, 11TH FLOOR NEW YORK, NY 10018	NONE	PC	TO PROVIDE SUPPORT	607.
Total from continuation sheets				

