



See a Social Security Number? Say Something!  
Report Privacy Problems to <https://public.resource.org/privacy>  
Or call the IRS Identity Theft Hotline at 1-800-908-4490



Form 990-PF

Department of the Treasury  
Internal Revenue Service

Return of Private Foundation

or Section 4947(a)(1) Trust Treated as Private Foundation

Do not enter social security numbers on this form as it may be made public.

Information about Form 990-PF and its instructions is at [www.irs.gov/form990pf](http://www.irs.gov/form990pf).

OMB No 1545-0052





2014

Open to Public Inspection

For calendar year 2014, or tax year beginning 01-01-2014, and ending 12-31-2014

Name of foundation The Scoob Trust Foundation		A Employer identification number 20-6790446	
Number and street (or P O box number if mail is not delivered to street address) 7180 Teepee Ridge Road		B Telephone number (see instructions)	
City or town, state or province, country, and ZIP or foreign postal code Bozeman, MT 59715		C If exemption application is pending, check here	
G Check all that apply <div><input type="checkbox"/> Initial return</div> <div><input type="checkbox"/> Initial return of a former public charity</div> <div><input type="checkbox"/> Final return</div> <div><input type="checkbox"/> Amended return</div> <div><input type="checkbox"/> Address change</div> <div><input type="checkbox"/> Name change</div>		D 1. Foreign organizations, check here	
H Check type of organization <input checked="" type="checkbox"/> Section 501(c)(3) exempt private foundation		2. Foreign organizations meeting the 85% test, check here and attach computation	
<input type="checkbox"/> Section 4947(a)(1) nonexempt charitable trust		E If private foundation status was terminated under section 507(b)(1)(A), check here	
I Fair market value of all assets at end of year (from Part II, col. (c), line 16)\$ 3,622,988		F If the foundation is in a 60-month termination under section 507(b)(1)(B), check here	
J Accounting method <input checked="" type="checkbox"/> Cash <input type="checkbox"/> Accrual <input type="checkbox"/> Other (specify)			
(Part I, column (d) must be on cash basis.)			

Part I Analysis of Revenue and Expenses (The total of amounts in columns (b), (c), and (d) may not necessarily equal the amounts in column (a) (see instructions) )		(a) Revenue and expenses per books	(b) Net investment income	(c) Adjusted net income	(d) Disbursements for charitable purposes (cash basis only)
Revenue	1 Contributions, gifts, grants, etc , received (attach schedule)	1,085,263			
	2 Check if the foundation is not required to attach Sch B				
	3 Interest on savings and temporary cash investments				
	4 Dividends and interest from securities.	83,327	83,327		
	5a Gross rents				
	b Net rental income or (loss)				
	6a Net gain or (loss) from sale of assets not on line 10	212,398			
	b Gross sales price for all assets on line 6a				
	7 Capital gain net income (from Part IV, line 2)		212,398		
	8 Net short-term capital gain				
	9 Income modifications				
	10a Gross sales less returns and allowances				
Operating and Administrative Expenses	b Less Cost of goods sold				
	c Gross profit or (loss) (attach schedule)				
	11 Other income (attach schedule)				
	12 Total. Add lines 1 through 11	1,380,988	295,725		
	13 Compensation of officers, directors, trustees, etc				
	14 Other employee salaries and wages				
	15 Pension plans, employee benefits				
	16a Legal fees (attach schedule)				
	b Accounting fees (attach schedule)	4,513	2,256		2,257
	c Other professional fees (attach schedule)				
	17 Interest				
	18 Taxes (attach schedule) (see instructions)	3,423	1,923		
	19 Depreciation (attach schedule) and depletion				
	20 Occupancy				
	21 Travel, conferences, and meetings				
	22 Printing and publications				
	23 Other expenses (attach schedule)	52,275	52,275		
	24 Total operating and administrative expenses.				
	Add lines 13 through 23	60,211	56,454		2,257
	25 Contributions, gifts, grants paid	1,080,750			1,080,750
	26 Total expenses and disbursements. Add lines 24 and 25	1,140,961	56,454		1,083,007
	27 Subtract line 26 from line 12				
	a Excess of revenue over expenses and disbursements	240,027			
	b Net investment income (if negative, enter -0-)		239,271		
	c Adjusted net income (if negative, enter -0-)				

Part II Balance Sheets		Attached schedules and amounts in the description column should be for end-of-year amounts only (See instructions )	Beginning of year	End of year	
			(a) Book Value	(b) Book Value	(c) Fair Market Value
Assets	1	Cash—non-interest-bearing . . . . .			
	2	Savings and temporary cash investments . . . . .	869,557	1,154,342	1,154,342
	3	Accounts receivable ▶ _____ Less allowance for doubtful accounts ▶ _____			2,537
	4	Pledges receivable ▶ _____ Less allowance for doubtful accounts ▶ _____			
	5	Grants receivable . . . . .			
	6	Receivables due from officers, directors, trustees, and other disqualified persons (attach schedule) (see instructions) . . . . .			
	7	Other notes and loans receivable (attach schedule) ▶ _____ Less allowance for doubtful accounts ▶ _____			
	8	Inventories for sale or use . . . . .			
	9	Prepaid expenses and deferred charges . . . . .			
	10a	Investments—U S and state government obligations (attach schedule)	455,269	 331,701	336,091
	b	Investments—corporate stock (attach schedule) . . . . .	1,618,322	 1,679,669	1,965,012
	c	Investments—corporate bonds (attach schedule). . . . .	104,333	 126,875	127,021
	11	Investments—land, buildings, and equipment basis ▶ _____ Less accumulated depreciation (attach schedule) ▶ _____			
	12	Investments—mortgage loans . . . . .			
	13	Investments—other (attach schedule) . . . . .	42,842	 37,763	37,985
	14	Land, buildings, and equipment basis ▶ _____ Less accumulated depreciation (attach schedule) ▶ _____			
15	Other assets (describe ▶ _____)				
16	Total assets (to be completed by all filers—see the instructions Also, see page 1, item I)	3,090,323	3,330,350	3,622,988	
Liabilities	17	Accounts payable and accrued expenses . . . . .			
	18	Grants payable . . . . .			
	19	Deferred revenue . . . . .			
	20	Loans from officers, directors, trustees, and other disqualified persons			
	21	Mortgages and other notes payable (attach schedule) . . . . .			
	22	Other liabilities (describe ▶ _____)			
	23	Total liabilities (add lines 17 through 22) . . . . .		0	
Net Assets or Fund Balances	Foundations that follow SFAS 117, check here ▶ <input type="checkbox"/> and complete lines 24 through 26 and lines 30 and 31.				
	24	Unrestricted . . . . .			
	25	Temporarily restricted . . . . .			
	26	Permanently restricted . . . . .			
	Foundations that do not follow SFAS 117, check here ▶ <input checked="" type="checkbox"/> and complete lines 27 through 31.				
	27	Capital stock, trust principal, or current funds . . . . .			
	28	Paid-in or capital surplus, or land, bldg , and equipment fund			
	29	Retained earnings, accumulated income, endowment, or other funds	3,090,323	3,330,350	
	30	Total net assets or fund balances (see instructions) . . . . .	3,090,323	3,330,350	
	31	Total liabilities and net assets/fund balances (see instructions) . . . . .	3,090,323	3,330,350	

Part III Analysis of Changes in Net Assets or Fund Balances		
1	Total net assets or fund balances at beginning of year—Part II, column (a), line 30 (must agree with end-of-year figure reported on prior year’s return) . . . . .	1 3,090,323
2	Enter amount from Part I, line 27a . . . . .	2 240,027
3	Other increases not included in line 2 (itemize) ▶ _____	3
4	Add lines 1, 2, and 3 . . . . .	4 3,330,350
5	Decreases not included in line 2 (itemize) ▶ _____	5
6	Total net assets or fund balances at end of year (line 4 minus line 5)—Part II, column (b), line 30 . . . . .	6 3,330,350

Part IV Capital Gains and Losses for Tax on Investment Income

(a) List and describe the kind(s) of property sold (e g , real estate, 2-story brick warehouse, or common stock, 200 shs MLC Co )		(b) How acquired P—Purchase D—Donation	(c) Date acquired (mo , day, yr )	(d) Date sold (mo , day, yr )	
1a					
(e) Gross sales price		(f) Depreciation allowed (or allowable)	(g) Cost or other basis plus expense of sale		(h) Gain or (loss) (e) plus (f) minus (g)
a					
b					
c					
d					
e					
Complete only for assets showing gain in column (h) and owned by the foundation on 12/31/69					(i) Gains (Col (h) gain minus col (k), but not less than -0-) or Losses (from col (h))
(i) F M V as of 12/31/69		(j) Adjusted basis as of 12/31/69	(k) Excess of col (i) over col (j), if any		
a					
b					
c					
d					
e					
2 Capital gain net income or (net capital loss) { If gain, also enter in Part I, line 7 If (loss), enter -0- in Part I, line 7 }					2 212,398
3 Net short-term capital gain or (loss) as defined in sections 1222(5) and (6)  If gain, also enter in Part I, line 8, column (c) (see instructions) If (loss), enter -0- in Part I, line 8 . . . . . }					3

Part V Qualification Under Section 4940(e) for Reduced Tax on Net Investment Income

(For optional use by domestic private foundations subject to the section 4940(a) tax on net investment income )

If section 4940(d)(2) applies, leave this part blank

Was the foundation liable for the section 4942 tax on the distributable amount of any year in the base period? ☐ Yes ☒ No

If "Yes," the foundation does not qualify under section 4940(e) Do not complete this part

1 Enter the appropriate amount in each column for each year, see instructions before making any entries

(a) Base period years Calendar year (or tax year beginning in)	(b) Adjusted qualifying distributions	(c) Net value of noncharitable-use assets	(d) Distribution ratio (col (b) divided by col (c))	
2013	701,086	3,000,171	0 23368	
2012	706,120	2,425,574	0 29112	
2011	247,473	1,805,027	0 13710	
2010	155,353	1,359,104	0 11431	
2009	114,110	1,171,452	0 09741	
2 Total of line 1, column (d). . . . .				2 0 87361
3 Average distribution ratio for the 5-year base period—divide the total on line 2 by 5, or by the number of years the foundation has been in existence if less than 5 years . . . .				3 0 17472
4 Enter the net value of noncharitable-use assets for 2014 from Part X, line 5. . . . .				4 3,461,623
5 Multiply line 4 by line 3. . . . .				5 604,825
6 Enter 1% of net investment income (1% of Part I, line 27b). . . . .				6 2,393
7 Add lines 5 and 6. . . . .				7 607,218
8 Enter qualifying distributions from Part XII, line 4. . . . .				8 1,083,007
If line 8 is equal to or greater than line 7, check the box in Part VI, line 1b, and complete that part using a 1% tax rate See the Part VI instructions				

Part VI

Excise Tax Based on Investment Income (Section 4940(a), 4940(b), 4940(e), or 4948—see page 18 of the instructions)

1a	Exempt operating foundations described in section 4940(d)(2), check here <input type="checkbox"/> and enter "N/A" on line 1		
	Date of ruling or determination letter _____ (attach copy of letter if necessary—see instructions)		
b	Domestic foundations that meet the section 4940(e) requirements in Part V, check here <input checked="" type="checkbox"/> and enter 1% of Part I, line 27b . . . . .	1	2,393
c	All other domestic foundations enter 2% of line 27b. Exempt foreign organizations enter 4% of Part I, line 12, col. (b)		
2	Tax under section 511 (domestic section 4947(a)(1) trusts and taxable foundations only. Others enter -0-)	2	
3	Add lines 1 and 2. . . . .	3	2,393
4	Subtitle A (income) tax (domestic section 4947(a)(1) trusts and taxable foundations only. Others enter -0-)	4	
5	<b>Tax based on investment income.</b> Subtract line 4 from line 3. If zero or less, enter -0- . . . . .	5	2,393
6	Credits/Payments		
a	2014 estimated tax payments and 2013 overpayment credited to 2014	6a	1,705
b	Exempt foreign organizations—tax withheld at source . . . . .	6b	
c	Tax paid with application for extension of time to file (Form 8868) . . . . .	6c	
d	Backup withholding erroneously withheld . . . . .	6d	
7	Total credits and payments. Add lines 6a through 6d. . . . .	7	1,705
8	Enter any <b>penalty</b> for underpayment of estimated tax. Check here <input type="checkbox"/> if Form 2220 is attached	8	
9	<b>Tax due.</b> If the total of lines 5 and 8 is more than line 7, enter <b>amount owed</b> . . . . .	9	688
10	<b>Overpayment.</b> If line 7 is more than the total of lines 5 and 8, enter the <b>amount overpaid</b> . . . . .	10	
11	Enter the amount of line 10 to be <b>Credited to 2015 estimated tax</b> <input type="checkbox"/> <b>Refunded</b> <input type="checkbox"/>	11	

Part VII-A

Statements Regarding Activities

1a	During the tax year, did the foundation attempt to influence any national, state, or local legislation or did it participate or intervene in any political campaign? . . . . .	1a	Yes	No
b	Did it spend more than \$100 during the year (either directly or indirectly) for political purposes (see Instructions for definition)? . . . . . <i>If the answer is "Yes" to 1a or 1b, attach a detailed description of the activities and copies of any materials published or distributed by the foundation in connection with the activities.</i>	1b		No
c	Did the foundation file <b>Form 1120-POL</b> for this year? . . . . .	1c		No
d	Enter the amount (if any) of tax on political expenditures (section 4955) imposed during the year: <b>(1)</b> On the foundation <input type="checkbox"/> \$ _____ <b>(2)</b> On foundation managers <input type="checkbox"/> \$ _____			
e	Enter the reimbursement (if any) paid by the foundation during the year for political expenditure tax imposed on foundation managers <input type="checkbox"/> \$ _____			
2	Has the foundation engaged in any activities that have not previously been reported to the IRS? . . . . . <i>If "Yes," attach a detailed description of the activities.</i>	2		No
3	Has the foundation made any changes, not previously reported to the IRS, in its governing instrument, articles of incorporation, or bylaws, or other similar instruments? <i>If "Yes," attach a conformed copy of the changes</i> . . . . .	3		No
4a	Did the foundation have unrelated business gross income of \$1,000 or more during the year? . . . . .	4a		No
b	If "Yes," has it filed a tax return on <b>Form 990-T</b> for this year? . . . . .	4b		No
5	Was there a liquidation, termination, dissolution, or substantial contraction during the year? . . . . . <i>If "Yes," attach the statement required by General Instruction T.</i>	5		No
6	Are the requirements of section 508(e) (relating to sections 4941 through 4945) satisfied either: • By language in the governing instrument, or • By state legislation that effectively amends the governing instrument so that no mandatory directions that conflict with the state law remain in the governing instrument? . . . . .	6	Yes	
7	Did the foundation have at least \$5,000 in assets at any time during the year? <i>If "Yes," complete Part II, col. (c), and Part XV.</i> . . . . .	7	Yes	
8a	Enter the states to which the foundation reports or with which it is registered (see instructions) <input checked="" type="checkbox"/> MT _____			
b	If the answer is "Yes" to line 7, has the foundation furnished a copy of Form 990-PF to the Attorney General (or designate) of each state as required by General Instruction G? <i>If "No," attach explanation.</i>	8b	Yes	
9	Is the foundation claiming status as a private operating foundation within the meaning of section 4942(j)(3) or 4942(j)(5) for calendar year 2014 or the taxable year beginning in 2014 (see instructions for Part XIV)? <i>If "Yes," complete Part XIV</i> . . . . .	9		No
10	Did any persons become substantial contributors during the tax year? <i>If "Yes," attach a schedule listing their names and addresses.</i> . . . . .	10		No

Part VII-A

Statements Regarding Activities *(continued)*

11	At any time during the year, did the foundation, directly or indirectly, own a controlled entity within the meaning of section 512(b)(13)? If "Yes," attach schedule (see instructions).	11		No
12	Did the foundation make a distribution to a donor advised fund over which the foundation or a disqualified person had advisory privileges? If "Yes," attach statement (see instructions)	12		No
13	Did the foundation comply with the public inspection requirements for its annual returns and exemption application?	13	Yes	
Website address N/A				
14	The books are in care of Foundation Directors Telephone no (406) 587-9779 Located at PO Box 1707 Bozeman MT ZIP +4 59771			
15	Section 4947(a)(1) nonexempt charitable trusts filing Form 990-PF in lieu of Form 1041 —Check here and enter the amount of tax-exempt interest received or accrued during the year.	15		
16	At any time during calendar year 2014, did the foundation have an interest in or a signature or other authority over a bank, securities, or other financial account in a foreign country?	16	Yes	No
See instructions for exceptions and filing requirements for FinCEN Form 114, Report of Foreign Bank and Financial Accounts (FBAR) If "Yes", enter the name of the foreign country				

Part VII-B

Statements Regarding Activities for Which Form 4720 May Be Required

File Form 4720 if any item is checked in the "Yes" column, unless an exception applies.			Yes	No
1a	During the year did the foundation (either directly or indirectly) (1) Engage in the sale or exchange, or leasing of property with a disqualified person? Yes No (2) Borrow money from, lend money to, or otherwise extend credit to (or accept it from) a disqualified person?. Yes No (3) Furnish goods, services, or facilities to (or accept them from) a disqualified person? Yes No (4) Pay compensation to, or pay or reimburse the expenses of, a disqualified person? Yes No (5) Transfer any income or assets to a disqualified person (or make any of either available for the benefit or use of a disqualified person)?. Yes No (6) Agree to pay money or property to a government official? (Exception. Check "No" if the foundation agreed to make a grant to or to employ the official for a period after termination of government service, if terminating within 90 days ). Yes No			
b	If any answer is "Yes" to 1a(1)–(6), did any of the acts fail to qualify under the exceptions described in Regulations section 53.4941(d)-3 or in a current notice regarding disaster assistance (see instructions)? Organizations relying on a current notice regarding disaster assistance check here.	1b		No
c	Did the foundation engage in a prior year in any of the acts described in 1a, other than excepted acts, that were not corrected before the first day of the tax year beginning in 2014?.	1c		No
2	Taxes on failure to distribute income (section 4942) (does not apply for years the foundation was a private operating foundation defined in section 4942(j)(3) or 4942(j)(5))			
a	At the end of tax year 2014, did the foundation have any undistributed income (lines 6d and 6e, Part XIII) for tax year(s) beginning before 2014?. If "Yes," list the years 20 , 20 , 20 , 20			
b	Are there any years listed in 2a for which the foundation is not applying the provisions of section 4942(a)(2) (relating to incorrect valuation of assets) to the year's undistributed income? (If applying section 4942(a)(2) to all years listed, answer "No" and attach statement—see instructions ).	2b		No
c	If the provisions of section 4942(a)(2) are being applied to any of the years listed in 2a, list the years here 20 , 20 , 20 , 20			
3a	Did the foundation hold more than a 2% direct or indirect interest in any business enterprise at any time during the year?. Yes No			
b	If "Yes," did it have excess business holdings in 2014 as a result of (1) any purchase by the foundation or disqualified persons after May 26, 1969, (2) the lapse of the 5-year period (or longer period approved by the Commissioner under section 4943(c)(7)) to dispose of holdings acquired by gift or bequest, or (3) the lapse of the 10-, 15-, or 20-year first phase holding period? (Use Schedule C, Form 4720, to determine if the foundation had excess business holdings in 2014.).	3b		No
4a	Did the foundation invest during the year any amount in a manner that would jeopardize its charitable purposes?	4a		No
b	Did the foundation make any investment in a prior year (but after December 31, 1969) that could jeopardize its charitable purpose that had not been removed from jeopardy before the first day of the tax year beginning in 2014?	4b		No

Part VII-B

Statements Regarding Activities for Which Form 4720 May Be Required (continued)

5a During the year did the foundation pay or incur any amount to				
(1) Carry on propaganda, or otherwise attempt to influence legislation (section 4945(e))?		<input type="checkbox"/> Yes	<input checked="" type="checkbox"/> No	
(2) Influence the outcome of any specific public election (see section 4955), or to carry on, directly or indirectly, any voter registration drive?		<input type="checkbox"/> Yes	<input checked="" type="checkbox"/> No	
(3) Provide a grant to an individual for travel, study, or other similar purposes?		<input type="checkbox"/> Yes	<input checked="" type="checkbox"/> No	
(4) Provide a grant to an organization other than a charitable, etc , organization described in section 4945(d)(4)(A)? (see instructions).		<input type="checkbox"/> Yes	<input checked="" type="checkbox"/> No	
(5) Provide for any purpose other than religious, charitable, scientific, literary, or educational purposes, or for the prevention of cruelty to children or animals?		<input type="checkbox"/> Yes	<input checked="" type="checkbox"/> No	
b If any answer is "Yes" to 5a(1)–(5), did <b>any</b> of the transactions fail to qualify under the exceptions described in Regulations section 53.4945 or in a current notice regarding disaster assistance (see instructions)?		5b		No
Organizations relying on a current notice regarding disaster assistance check here.				
c If the answer is "Yes" to question 5a(4), does the foundation claim exemption from the tax because it maintained expenditure responsibility for the grant?				
If "Yes," attach the statement required by Regulations section 53.4945–5(d).				
6a Did the foundation, during the year, receive any funds, directly or indirectly, to pay premiums on a personal benefit contract?				
b Did the foundation, during the year, pay premiums, directly or indirectly, on a personal benefit contract?		6b		No
If "Yes" to 6b, file Form 8870.				
7a At any time during the tax year, was the foundation a party to a prohibited tax shelter transaction?				
b If yes, did the foundation receive any proceeds or have any net income attributable to the transaction?		7b		No

Part VIII

Information About Officers, Directors, Trustees, Foundation Managers, Highly Paid Employees, and Contractors

1 List all officers, directors, trustees, foundation managers and their compensation (see instructions).				
(a) Name and address	(b) Title, and average hours per week devoted to position	(c) Compensation (If not paid, enter -0-)	(d) Contributions to employee benefit plans and deferred compensation	(e) Expense account, other allowances
Susan Kelly	Director	0		
c/o Scoob Trust PO Box 1707 Bozeman, MT 59771	1 00			
Brian Kelly	Director	0		
c/o Scoob Trust PO Box 1707 Bozeman, MT 59771	1 00			
2 Compensation of five highest-paid employees (other than those included on line 1—see instructions). If none, enter "NONE."				
(a) Name and address of each employee paid more than \$50,000	(b) Title, and average hours per week devoted to position	(c) Compensation	(d) Contributions to employee benefit plans and deferred compensation	(e) Expense account, other allowances
NONE				
Total number of other employees paid over \$50,000.				

Part VIII

Information About Officers, Directors, Trustees, Foundation Managers, Highly Paid Employees, and Contractors (continued)

3 Five highest-paid independent contractors for professional services (see instructions). If none, enter "NONE".

(a) Name and address of each person paid more than \$50,000	(b) Type of service	(c) Compensation
NONE		
Total number of others receiving over \$50,000 for professional services. . . . .		

Part IX-A

Summary of Direct Charitable Activities

List the foundation's four largest direct charitable activities during the tax year. Include relevant statistical information such as the number of organizations and other beneficiaries served, conferences convened, research papers produced, etc	Expenses
1	
2	
3	
4	

Part IX-B

Summary of Program-Related Investments (see instructions)

Describe the two largest program-related investments made by the foundation during the tax year on lines 1 and 2	Amount
1	
2	
All other program-related investments. See instructions.	
3	
Total. Add lines 1 through 3. . . . .	

Part X

Minimum Investment Return (All domestic foundations must complete this part. Foreign foundations, see instructions.)

1	Fair market value of assets not used (or held for use) directly in carrying out charitable, etc , purposes		
a	Average monthly fair market value of securities. . . . .	1a	3,263,786
b	Average of monthly cash balances. . . . .	1b	247,782
c	Fair market value of all other assets (see instructions). . . . .	1c	2,770
d	Total (add lines 1a, b, and c). . . . .	1d	3,514,338
e	Reduction claimed for blockage or other factors reported on lines 1a and 1c (attach detailed explanation). . . . .	1e	0
2	Acquisition indebtedness applicable to line 1 assets. . . . .	2	
3	Subtract line 2 from line 1d. . . . .	3	3,514,338
4	Cash deemed held for charitable activities Enter 1 1/2% of line 3 (for greater amount, see instructions). . . . .	4	52,715
5	Net value of noncharitable-use assets. Subtract line 4 from line 3 Enter here and on Part V, line 4	5	3,461,623
6	Minimum investment return. Enter 5% of line 5. . . . .	6	173,081

Part XI

Distributable Amount (see instructions) (Section 4942(j)(3) and (j)(5) private operating foundations and certain foreign organizations check here ☐ and do not complete this part.)

1	Minimum investment return from Part X, line 6. . . . .	1	173,081
2a	Tax on investment income for 2014 from Part VI, line 5. . . . .	2a	2,393
b	Income tax for 2014 (This does not include the tax from Part VI ). . . . .	2b	
c	Add lines 2a and 2b. . . . .	2c	2,393
3	Distributable amount before adjustments Subtract line 2c from line 1. . . . .	3	170,688
4	Recoveries of amounts treated as qualifying distributions. . . . .	4	
5	Add lines 3 and 4. . . . .	5	170,688
6	Deduction from distributable amount (see instructions). . . . .	6	
7	Distributable amount as adjusted Subtract line 6 from line 5 Enter here and on Part XIII, line 1. . . . .	7	170,688

Part XII

Qualifying Distributions (see instructions)

1	Amounts paid (including administrative expenses) to accomplish charitable, etc , purposes		
a	Expenses, contributions, gifts, etc —total from Part I, column (d), line 26. . . . .	1a	1,083,007
b	Program-related investments—total from Part IX-B. . . . .	1b	
2	Amounts paid to acquire assets used (or held for use) directly in carrying out charitable, etc , purposes. . . . .	2	
3	Amounts set aside for specific charitable projects that satisfy the		
a	Suitability test (prior IRS approval required). . . . .	3a	
b	Cash distribution test (attach the required schedule). . . . .	3b	
4	Qualifying distributions. Add lines 1a through 3b Enter here and on Part V, line 8, and Part XIII, line 4	4	1,083,007
5	Foundations that qualify under section 4940(e) for the reduced rate of tax on net investment income Enter 1% of Part I, line 27b (see instructions). . . . .	5	2,393
6	Adjusted qualifying distributions. Subtract line 5 from line 4. . . . .	6	1,080,614
Note: The amount on line 6 will be used in Part V, column (b), in subsequent years when calculating whether the foundation qualifies for the section 4940(e) reduction of tax in those years			

Part XIII

Undistributed Income (see instructions)

	(a) Corpus	(b) Years prior to 2013	(c) 2013	(d) 2014
1 Distributable amount for 2014 from Part XI, line 7				170,688
2 Undistributed income, if any, as of the end of 2014				
a Enter amount for 2013 only. . . . .				
b Total for prior years 20____, 20____, 20____				
3 Excess distributions carryover, if any, to 2014				
a From 2009. . . . .	56,047			
b From 2010. . . . .	87,692			
c From 2011. . . . .	157,276			
d From 2012. . . . .	587,601			
e From 2013. . . . .	553,905			
f Total of lines 3a through e. . . . .	1,442,521			
4 Qualifying distributions for 2014 from Part XII, line 4 ▶ \$ 1,083,007				
a Applied to 2013, but not more than line 2a				
b Applied to undistributed income of prior years (Election required—see instructions). . . . .				
c Treated as distributions out of corpus (Election required—see instructions). . . . .	0			
d Applied to 2014 distributable amount. . . . .				170,688
e Remaining amount distributed out of corpus	912,319			
5 Excess distributions carryover applied to 2014 (If an amount appears in column (d), the same amount must be shown in column (a).)				
6 Enter the net total of each column as indicated below:				
a Corpus Add lines 3f, 4c, and 4e Subtract line 5	2,354,840			
b Prior years' undistributed income Subtract line 4b from line 2b. . . . .				
c Enter the amount of prior years' undistributed income for which a notice of deficiency has been issued, or on which the section 4942(a) tax has been previously assessed. . . . .				
d Subtract line 6c from line 6b Taxable amount—see instructions . . . . .				
e Undistributed income for 2013 Subtract line 4a from line 2a Taxable amount—see instructions . . . . .				
f Undistributed income for 2014 Subtract lines 4d and 5 from line 1 This amount must be distributed in 2015 . . . . .				0
7 Amounts treated as distributions out of corpus to satisfy requirements imposed by section 170(b)(1)(F) or 4942(g)(3) (Election may be required - see instructions) . . . . .				
8 Excess distributions carryover from 2009 not applied on line 5 or line 7 (see instructions) . . .	56,047			
9 Excess distributions carryover to 2015. Subtract lines 7 and 8 from line 6a . . . . .	2,298,793			
10 Analysis of line 9				
a Excess from 2010. . . .	87,692			
b Excess from 2011. . . .	157,276			
c Excess from 2012. . . .	587,601			
d Excess from 2013. . . .	553,905			
e Excess from 2014. . . .	912,319			

Part XIVPrivate Operating Foundations (see instructions and Part VII-A, question 9)

1a

If the foundation has received a ruling or determination letter that it is a private operating foundation, and the ruling is effective for 2014, enter the date of the ruling. . . . .

b

Check box to indicate whether the organization is a private operating foundation described in section 4942(j)(3) or 4942(j)(5)

2a

Enter the lesser of the adjusted net income from Part I or the minimum investment return from Part X for each year listed . . . . .

Tax year	Prior 3 years			(e) Total
(a) 2014	(b) 2013	(c) 2012	(d) 2011	
b 85% of line 2a . . . . .				
c Qualifying distributions from Part XII, line 4 for each year listed . . . . .				
d Amounts included in line 2c not used directly for active conduct of exempt activities . . . . .				
e Qualifying distributions made directly for active conduct of exempt activities Subtract line 2d from line 2c . . . . .				
3 Complete 3a, b, or c for the alternative test relied upon				
a "Assets" alternative test—enter				
(1) Value of all assets . . . . .				
(2) Value of assets qualifying under section 4942(j)(3)(B)(i)				
b "Endowment" alternative test— enter 2/3 of minimum investment return shown in Part X, line 6 for each year listed. . .				
c "Support" alternative test—enter				
(1) Total support other than gross investment income (interest, dividends, rents, payments on securities loans (section 512(a)(5)), or royalties). . . . .				
(2) Support from general public and 5 or more exempt organizations as provided in section 4942(j)(3)(B)(iii). . . . .				
(3) Largest amount of support from an exempt organization				
(4) Gross investment income				

Part XVSupplementary Information (Complete this part only if the organization had \$5,000 or more in assets at any time during the year—see instructions.)

1Information Regarding Foundation Managers:

aList any managers of the foundation who have contributed more than 2% of the total contributions received by the foundation before the close of any tax year (but only if they have contributed more than \$5,000) (See section 507(d)(2) )

See Additional Data Table

bList any managers of the foundation who own 10% or more of the stock of a corporation (or an equally large portion of the ownership of a partnership or other entity) of which the foundation has a 10% or greater interest

2Information Regarding Contribution, Grant, Gift, Loan, Scholarship, etc., Programs:

Check here ☒ if the foundation only makes contributions to preselected charitable organizations and does not accept unsolicited requests for funds If the foundation makes gifts, grants, etc (see instructions) to individuals or organizations under other conditions, complete items 2a, b, c, and d

aThe name, address, and telephone number or email address of the person to whom applications should be addressed

bThe form in which applications should be submitted and information and materials they should include

cAny submission deadlines

dAny restrictions or limitations on awards, such as by geographical areas, charitable fields, kinds of institutions, or other factors

### 3 Grants and Contributions Paid During the Year or Approved for Future Payment

Form **990-PF** (2014)

Enter gross amounts unless otherwise indicated

## Part XVI-B Relationship of Activities to the Accomplishment of Exempt Purposes

[illegible]

Part XVII

Information Regarding Transfers To and Transactions and Relationships With Noncharitable Exempt Organizations

1

Did the organization directly or indirectly engage in any of the following with any other organization described in section 501(c) of the Code (other than section 501(c)(3) organizations) or in section 527, relating to political organizations?

Yes

No

a

Transfers from the reporting foundation to a noncharitable exempt organization of

(1)

Cash.

1a(1)

No

(2)

Other assets.

1a(2)

No

b

Other transactions

(1)

Sales of assets to a noncharitable exempt organization.

1b(1)

No

(2)

Purchases of assets from a noncharitable exempt organization.

1b(2)

No

(3)

Rental of facilities, equipment, or other assets.

1b(3)

No

(4)

Reimbursement arrangements.

1b(4)

No

(5)

Loans or loan guarantees.

1b(5)

No

(6)

Performance of services or membership or fundraising solicitations.

1b(6)

No

c

Sharing of facilities, equipment, mailing lists, other assets, or paid employees.

1c

No

d

If the answer to any of the above is "Yes," complete the following schedule. Column (b) should always show the fair market value of the goods, other assets, or services given by the reporting foundation. If the foundation received less than fair market value in any transaction or sharing arrangement, show in column (d) the value of the goods, other assets, or services received.

(a) Line No	(b) Amount involved	(c) Name of noncharitable exempt organization	(d) Description of transfers, transactions, and sharing arrangements

2a

Is the foundation directly or indirectly affiliated with, or related to, one or more tax-exempt organizations described in section 501(c) of the Code (other than section 501(c)(3)) or in section 527?

Yes

checked

No

b

If "Yes," complete the following schedule.

(a) Name of organization	(b) Type of organization	(c) Description of relationship

Sign Here

Under penalties of perjury, I declare that I have examined this return, including accompanying schedules and statements, and to the best of my knowledge and belief, it is true, correct, and complete. Declaration of preparer (other than taxpayer) is based on all information of which preparer has any knowledge.

\*\*\*\*\*

Signature of officer or trustee

2015-05-11

Date

\*\*\*\*\*

Title

May the IRS discuss this return with the preparer shown below (see instr.)?

checked

Yes

No

Paid Preparer Use Only

Print/Type preparer's name

Kell B Rabern

Preparer's Signature

Date

Check if self-employed

checked

PTIN

P00206906

Firm's name

Bashey Hutchinson & Walter CPAs

Firm's address

11033 NE 24th Street Suite 100 Bellevue, WA 98004

Firm's EIN

Phone no

(425) 455-1620

**Form 990PF Part XV Line 1a - List any managers of the foundation who have contributed more than 2% of the total contributions received by the foundation before the close of any tax year (but only if they have contributed more than \$5,000).**

Susan Kelly
Brian Kelly

<div>Schedule B</div> <div>(Form 990, 990-EZ, or 990-PF)</div> <div>Department of the Treasury Internal Revenue Service</div>	<div>Schedule of Contributors</div> <div>▶ Attach to Form 990, 990-EZ, or 990-PF.</div> <div>▶ Information about Schedule B (Form 990, 990-EZ, or 990-PF) and its instructions is at <u>www.irs.gov/form990</u>.</div>	<div>OMB No 1545-0047</div> <div>2014</div>
---	--	---

<div>Name of the organization</div> <div>The Scoob Trust Foundation</div>	<div>Employer identification number</div> <div>20-6790446</div>
---	---

Organization type (check one)

<div>Filers of:</div> <div>Form 990 or 990-EZ</div> <div>Form 990-PF</div>	<div>Section:</div> <div><div><input type="checkbox"/> 501(c)( ) (enter number) organization</div><div><input type="checkbox"/> 4947(a)(1) nonexempt charitable trust <b>not</b> treated as a private foundation</div><div><input type="checkbox"/> 527 political organization</div><div><input checked="" type="checkbox"/> 501(c)(3) exempt private foundation</div><div><input type="checkbox"/> 4947(a)(1) nonexempt charitable trust treated as a private foundation</div><div><input type="checkbox"/> 501(c)(3) taxable private foundation</div></div>
--	---

Check if your organization is covered by the **General Rule** or a **Special Rule**.  
**Note.** Only a section 501(c)(7), (8), or (10) organization can check boxes for both the General Rule and a Special Rule See instructions

General Rule

☒ For an organization filing Form 990, 990-EZ, or 990-PF that received, during the year, contributions totaling \$5,000 or more (in money or other property) from any one contributor Complete Parts I and II See instructions for determining a contributor's total contributions

Special Rules

- ☐ For an organization described in section 501(c)(3) filing Form 990 or 990-EZ that met the 33<sup>1</sup>/<sub>3</sub>% support test of the regulations under sections 509(a)(1) and 170(b)(1)(A)(vi), that checked Schedule A (Form 990 or 990-EZ), Part II, line 13, 16a, or 16b, and that received from any one contributor, during the year, total contributions of the greater of **(1)** \$5,000 or **(2)** 2% of the amount on (i) Form 990, Part VIII, line 1h, or (ii) Form 990-EZ, line 1 Complete Parts I and II
- ☐ For an organization described in section 501(c)(7), (8), or (10) filing Form 990 or 990-EZ that received from any one contributor, during the year, total contributions of more than \$1,000 *exclusively* for religious, charitable, scientific, literary, or educational purposes, or for the prevention of cruelty to children or animals Complete Parts I, II, and III
- ☐ For an organization described in section 501(c)(7), (8), or (10) filing Form 990 or 990-EZ that received from any one contributor, during the year, contributions *exclusively* for religious, charitable, etc , purposes, but no such contributions totaled more than \$1,000 If this box is checked, enter here the total contributions that were received during the year for an *exclusively* religious, charitable, etc , purpose Do not complete any of the parts unless the **General Rule** applies to this organization because it received *nonexclusively* religious, charitable, etc , contributions totaling \$5,000 or more during the year . . . . . ▶ \$ \_\_\_\_\_

**Caution.** An organization that is not covered by the General Rule and/or the Special Rules does not file Schedule B (Form 990, 990-EZ, or 990-PF), but it **must** answer “No” on Part IV, line 2, of its Form 990, or check the box on line H of its Form 990-EZ or on its Form 990PF, Part I, line 2, to certify that it does not meet the filing requirements of Schedule B (Form 990, 990-EZ, or 990-PF)

<b>Name of organization</b> The Scoob Trust Foundation	<b>Employer identification number</b> 20-6790446
---	---

Part I	Contributors (see instructions) Use duplicate copies of Part I if additional space is needed		
(a) No.	(b) Name, address, and ZIP + 4	(c) Total contributions	(d) Type of contribution
<u>1</u>	Brian and Susan Kelly 7180 Tepee Ridge Road  Bozeman, MT 59715	\$ 320,263	Person <input checked="" type="checkbox"/> Payroll <input type="checkbox"/> Noncash <input type="checkbox"/>  (Complete Part II for noncash contributions )
<u>2</u>	Kelly Charitable Lead Annuity Trust 7180 Tepee Ridge Road  Bozeman, MT 59715	\$ 765,000	Person <input checked="" type="checkbox"/> Payroll <input type="checkbox"/> Noncash <input type="checkbox"/>  (Complete Part II for noncash contributions )
<u>  </u>		\$	Person <input type="checkbox"/> Payroll <input type="checkbox"/> Noncash <input type="checkbox"/>  (Complete Part II for noncash contributions )
<u>  </u>		\$	Person <input type="checkbox"/> Payroll <input type="checkbox"/> Noncash <input type="checkbox"/>  (Complete Part II for noncash contributions )
<u>  </u>		\$	Person <input type="checkbox"/> Payroll <input type="checkbox"/> Noncash <input type="checkbox"/>  (Complete Part II for noncash contributions )
<u>  </u>		\$	Person <input type="checkbox"/> Payroll <input type="checkbox"/> Noncash <input type="checkbox"/>  (Complete Part II for noncash contributions )
<u>  </u>		\$	Person <input type="checkbox"/> Payroll <input type="checkbox"/> Noncash <input type="checkbox"/>  (Complete Part II for noncash contributions )

<b>Name of organization</b> The Scoob Trust Foundation	<b>Employer identification number</b> 20-6790446
---	---

<b>Part II</b> <b>Noncash Property</b> (see instructions) Use duplicate copies of Part II if additional space is needed			
(a) No. from Part I	(b) Description of noncash property given	(c) FMV (or estimate) (see instructions)	(d) Date received
_____	_____ _____ _____ _____	_____ \$	_____
(a) No. from Part I	(b) Description of noncash property given	(c) FMV (or estimate) (see instructions)	(d) Date received
_____	_____ _____ _____ _____	_____ \$	_____
(a) No. from Part I	(b) Description of noncash property given	(c) FMV (or estimate) (see instructions)	(d) Date received
_____	_____ _____ _____ _____	_____ \$	_____
(a) No. from Part I	(b) Description of noncash property given	(c) FMV (or estimate) (see instructions)	(d) Date received
_____	_____ _____ _____ _____	_____ \$	_____
(a) No. from Part I	(b) Description of noncash property given	(c) FMV (or estimate) (see instructions)	(d) Date received
_____	_____ _____ _____ _____	_____ \$	_____
(a) No. from Part I	(b) Description of noncash property given	(c) FMV (or estimate) (see instructions)	(d) Date received
_____	_____ _____ _____ _____	_____ \$	_____

<b>Name of organization</b> The Scoob Trust Foundation	<b>Employer identification number</b> 20-6790446
---	---

Part III

**Exclusively religious, charitable, etc., contributions to organizations described in section 501(c)(7), (8), or (10) that total more than \$1,000 for the year from any one contributor.** Complete columns (a) through (e) and the following line entry. For organizations completing Part III, enter the total of *exclusively* religious, charitable, etc., contributions of **\$1,000 or less** for the year. (Enter this information once. See instructions.) ▶ \$ \_\_\_\_\_

Use duplicate copies of Part III if additional space is needed.

(a) No. from Part I	(b) Purpose of gift	(c) Use of gift	(d) Description of how gift is held
—	_____	_____	_____
	_____	_____	_____
	_____	_____	_____
<div>(e) Transfer of gift</div> <div>Transferee's name, address, and ZIP 4Relationship of transferor to transferee</div>			
_____		_____	
_____		_____	
_____		_____	
—	_____	_____	_____
	_____	_____	_____
	_____	_____	_____
<div>(e) Transfer of gift</div> <div>Transferee's name, address, and ZIP 4Relationship of transferor to transferee</div>			
_____		_____	
_____		_____	
_____		_____	
—	_____	_____	_____
	_____	_____	_____
	_____	_____	_____
<div>(e) Transfer of gift</div> <div>Transferee's name, address, and ZIP 4Relationship of transferor to transferee</div>			
_____		_____	
_____		_____	
_____		_____	
—	_____	_____	_____
	_____	_____	_____
	_____	_____	_____
<div>(e) Transfer of gift</div> <div>Transferee's name, address, and ZIP 4Relationship of transferor to transferee</div>			
_____		_____	
_____		_____	
_____		_____	

**TY 2014 Accounting Fees Schedule****Name:** The Scoob Trust Foundation**EIN:** 20-6790446**Software ID:** 14000265**Software Version:** 2014v5.0

Category	Amount	Net Investment Income	Adjusted Net Income	Disbursements for Charitable Purposes
Accounting fees	4,513	2,256	0	2,257

**TY 2014 General Explanation Attachment****Name:** The Scoob Trust Foundation**EIN:** 20-6790446**Software ID:** 14000265**Software Version:** 2014v5.0

Identifier	Return Reference	Explanation
	General Explanation Supplemental Information for Form 990-PF	Grants made - All grants made by The Scoob Trust Foundation are to qualified public charities, selected by The Scoob Trust Foundation for the purpose of furthering the public missions of the selected organizations

**TY 2014 Investments Corporate  
Bonds Schedule**

**Name:** The Scoob Trust Foundation

**EIN:** 20-6790446

**Software ID:** 14000265

**Software Version:** 2014v5.0

Name of Bond	End of Year Book Value	End of Year Fair Market Value
UBS UZ 00127 Schedule attached	126,875	127,021

**TY 2014 Investments Corporate  
Stock Schedule****Name:** The Scoob Trust Foundation**EIN:** 20-6790446**Software ID:** 14000265**Software Version:** 2014v5.0

<b>Name of Stock</b>	<b>End of Year Book Value</b>	<b>End of Year Fair Market Value</b>
UBS UZ 00122 Statement attached	1,210,013	1,501,499
UBS UZ 00126 Statement attached	101,876	95,850
UBS UZ 00127 Statement attached	367,780	367,663

# TY 2014 Investments Government Obligations Schedule

**Name:** The Scoob Trust Foundation

**EIN:** 20-6790446

**Software ID:** 14000265

**Software Version:** 2014v5.0

**US Government Securities - End of**

**Year Book Value:**

331,701

**US Government Securities - End of**

**Year Fair Market Value:**

336,091

**State & Local Government  
Securities - End of Year Book  
Value:**

**State & Local Government  
Securities - End of Year Fair  
Market Value:**

## TY 2014 Investments - Other Schedule

**Name:** The Scoob Trust Foundation

**EIN:** 20-6790446

**Software ID:** 14000265

**Software Version:** 2014v5.0

Category/ Item	Listed at Cost or FMV	Book Value	End of Year Fair Market Value
UBS UZ 00127 Schedule Attached	AT COST	37,763	37,985

**TY 2014 Other Expenses Schedule****Name:** The Scoob Trust Foundation**EIN:** 20-6790446**Software ID:** 14000265**Software Version:** 2014v5.0

Description	Revenue and Expenses per Books	Net Investment Income	Adjusted Net Income	Disbursements for Charitable Purposes
Investment advisory and management	52,275	52,275		

## TY 2014 Taxes Schedule

**Name:** The Scoob Trust Foundation

**EIN:** 20-6790446

**Software ID:** 14000265

**Software Version:** 2014v5.0

Category	Amount	Net Investment Income	Adjusted Net Income	Disbursements for Charitable Purposes
Foreign taxes withheld on dividends	1,923	1,923		
U S Federal income tax	1,500			

THE SCOOB TRUST FOUNDATION  
CHARITABLE GRANTEE REPORT  
DECEMBER 31, 2014

The Scoob Trust Foundation  
Charitable Grantee Report

EIN 20-6790446  
Year ended 12/31/2013

**The Scoob Trust Foundation - Charitable Giving 2014**

<u>Name of Organization (payee)</u>	<u>Address</u>	<u>City, State, Zip</u>	<u>Approved \$ 2014</u>	<u>Designated?</u>
African Wildlife Foundation	1400 16th Street NW, Suite 120	Washington, DC 20036	15,000	
American Red Cross	P.O. Box 4002018	Des Moines, IA 50340-2018	50,000	
American Veterinary Medical Foundation	Dept. 20-1122, P.O. Box 5940	Carol Stream, IL 60197	15,000	
Best Friends Animal Society	5001 Angel Canyon Rd.	Kenab, UT 84741	15,000	
Children of the Night	14530 Sylvan Street	Van Nuys, CA 91411	22,500	
Citizen Schools	308 Congress Street, 5th Floor	Boston, MA 02210	18,750	
Eagle Rock School	2750 Nottalah Rd.	Estes Park, CO 80517	15,000	
Education through Music	122 E. 42nd Street, Ste. 1501	New York, NY 10168	15,000	
FINCA	1101 14th St NW, 11th Floor	Washington, DC 20005	15,000	
Fisher House Foundation	111 Rockville Pike, Suite 420	Rockville, MD 20850	37,500	
Friendship Bridge	405 Urban Street, Ste. 140	Lakewood, CO 80228	22,500	
GEMS-Girls Educational & Mentoring Services	201 West 148th Street	New York, NY 10039	15,000	
Himalayan Cataract Project	P.O. Box 55	Waterbury, VT 05676	30,000	
Homes for Our Troops	6 Main Street	Taunton, MA 02780	30,000	
Horizons National	120 Post Road West, Suite 202	Wesport, CT 06880	22,500	
Humane Society of the US	2100 L Street NW	Washington, DC 20037	22,500	
Innocence Project	40 Worth St., Rm. 701	New York, NY 10013-2994	30,000	
International Relief Teams	4560 Alvarado Canyon Rd., Ste. 2G	San Diego, CA 92120	30,000	
Intrepid Fallen Heroes	One Intrepid Square, W. 47th & 12th Ave.	New York, NY 10036	22,500	
Iraq & Afghanistan Veterans of America	292 Madison Avenue, 10th Floor	New York, NY 10017	22,500	
Khan Academy	P.O. Box 1630	Mountain View, CA 94042	50,000	
Kids off the Block	11621 S. Michigan Ave.	Chicago, IL 60628	15,000	
Little Kids Rock	632 Pompton Ave., Suite 2	Cedar Grove, NJ 07009	15,000	
MedShare International	3240 Clifton Springs Road	Decatur, GA 30034	7,500	
Mr. Holland's Opus Foundation	4370 Tujunga Ave., Suite 330	Studio City, CA 91604	15,000	
National Center for Youth Law	405 14th Street, 15th Floor	Oakland, CA 94612-2701	22,500	
National Disaster SearchDog Foundation	501 East Ojai Ave.	Ojai, CA 93023-2820	22,500	
National Education for Assistance Dog Services	P O. Box 213	West Boylston, MA 01583	22,500	
National Military Family Association	2400 N. Van Dorn St., Ste. 201	Alexandria, VA 22302-1601	22,500	
Operation Freedoms Paws	777 1st Street, PMB 515	Gilroy, CA 95020-4918	3,500	
Operation Smile	6435 Tidewater Drive	Norfolk, VA 23509-1600	15,000	
Performing Animal Welfare Society (PAWS)	P.O. Box 849	Galt, CA 95632	30,000	
Polaris Project	P.O. Box 53315	Washington, DC 20009	11,250	
ProMujer	240 West 35th St., Ste. 404	New York, NY 10001	18,750	
Puppies Behind Bars	263 West 38th St., 4th Floor	New York, NY 10018	22,500	
Scholarship America	1550 American Blvd. E., Ste. 155	Minneapolis, MN 55425	15,000	
Scholarship Foundation of Santa Barbara	2253 Las Positas Road	Santa Barbara, CA 93105	50,000	
Seattle Humane Society	13212 S.E. Eastgate Way	Bellevue, Wa. 98005	25,000	
Stray Rescue of St. Louis	2320 Pine Street	St. Louis, MO 63103-2219	15,000	
Third Street Music School Settlement	235 East 11th Street	New York, NY 10003	15,000	
US Friends of the David Sheldrick Wildlife Trust	201 N. Illinois Street, 16th Floor, S. Tower	Indianapolis, IN 46204	15,000	
VH1 Save the Music Foundation	1515 Broadway, 20th Floor	New York, NY 10036	15,000	

The Scoob Trust Foundation  
Charitable Grantee Report

EIN 20-6790446  
Year ended 12/31/2013

The Scoob Trust Foundation - Charitable Giving 2014

<u>Name of Organization (payee)</u>	<u>Address</u>	<u>City, State, Zip</u>	Approved \$ <u>2014</u>	<u>Designated?</u>
Vital Voices Global Partnership	1625 Massachusetts Avenue NW, Ste. 850	Washington, DC 20036	15,000	
Wildland Firefighters Foundation	2049 Airport Way	Boise, ID 83705	5,000	
Mercy Ships	P.O. Box 1930	Lindale, TX 75771	25,000	
Forever Friends Golden Retriever Rescue	P.O. Box 1129	Moorpark, CA 93021	1,000	
Heart of the Valley	P.O. Box 11390	Bozeman, MT 59719	5,000	
Pacific Legal Foundation	930 G Street	Sacramento, CA 95814	2,500	
International Rescue Committee	P.O. Box 6068	Albert Lea, MN 56007	25,000	
Warrior Dog Foundation	P.O. Box 2450	Denver, CO 80201	2,500	
The Pathway Home	P.O. Box 3930	Yountville, CA 94599	10,000	
Eagles Healing Home	310 Hwy. 71, Unit 881	Sauk Centre, MN 56378	10,000	
Community Outdoor Recreation Association	304 South 9th Avenue	Bozeman, MT 59715	500	Valley of the Flowers Plastic Bag Initiative
Human Resource Development Council	32 South Tracey	Bozeman, MT 59715	1,000	HRDC Homeless Project
Human Resource Development Council	32 South Tracey	Bozeman, MT 59715	1,000	HRDC Streamline Bus Service
Gallatin Food Bank	P.O. Box 1129	Bozeman, MT 59771	5,000	
Montana Food Bank	5625 Expressway	Missoula, MT 59808	5,000	
Human Resource Development Council	32 South Tracey	Bozeman, MT 59715	2,500	HRDC Head Start Project
Montana Raptor Conservation Center	P.O. Box 4061	Bozeman, MT 59722	2,500	
Arts Without Boundaries	67 West Field View	Bozeman, MT 59715	2,500	
Haven	P.O. Box 752	Bozeman, MT 59771	5,000	
Family Promise of Gallatin Co.	P.O. Box 475	Bozeman, MT 59771	2,500	
Gallatin Valley Land Trust	P.O. Box 7021	Bozeman, MT 59771	10,000	
Gallatin United Way	945 Technology Blvd., Suite 101F	Bozeman, MT 59718	10,000	
Gallatin Co. CASA/GAL Program, Inc.	615 South 16th Avenue, Room 313	Bozeman, MT 59715	2,500	
World Food Program USA	1725 I Street NW, Suite 510	Washington, DC 20006	20,000	
			<u>1,080,750</u>	Sum
			66	Count

THE SCOOB TRUST FOUNDATION  
SCHEDULE OF ASSETS HELD  
DECEMBER 31, 2014



ACCESS  
December 2014

Account name: SCOOB TRUST FOUNDATION  
Account number: UZ 00122 07

Your Financial Advisor:  
JEFFREY BATES  
208-726-7741/800-635-5310

## Your assets

Some prices, income and current values shown may be approximate. As a result, gains and losses may not be accurately reflected. See *Important information about your statement* at the end of this document for more information.

### Cash

#### Cash and money balances

Cash and money balances may include available cash balances, UBS Bank USA deposit account balances, UBS AG Stamford Branch deposit account balances and money market mutual fund sweep balances.

UBS Bank USA deposit account balances are insured by the FDIC within applicable limits, but are not protected by SIPC. UBS AG Stamford Branch deposit account balances are not insured by FDIC and are not protected by SIPC. Money market sweep balances are protected by SIPC but are not insured by the FDIC. See the *Important information about your statement* at the end of this document for details about those balances.

Holding	Opening balance on Dec 1 (\$)	Closing balance on Dec 31 (\$)	Price per share on Dec 31 (\$)	Average rate	Dividend/Interest period	Days in period	Cap amount (\$)
Cash	0.00	662.35					
UBS BANK USA DEP ACCT	36,743.60	48,062.71					250,000.00
<b>Total</b>	<b>\$36,743.60</b>	<b>\$48,725.06</b>					

### Equities

#### Common stock

Holding	Trade date	Number of shares	Purchase price/ Average price per share (\$)	Cost basis (\$)	Price per share on Dec 31 (\$)	Value on Dec 31 (\$)	Unrealized gain or loss (\$)	Holding period
ADT CORP COM								
Symbol ADT Exchange NYSE								
EAI \$400 Current yield 2.21%	Dec 3, 12	12.000	44.405	532.86	36.230	434.76	-98.10	LT
	Dec 21, 12	20.000	44.432	888.64	36.230	724.60	-164.04	LT
	Dec 28, 12	60.000	45.585	2,735.10	36.230	2,173.80	-561.30	LT
	Jan 15, 13	50.000	46.865	2,343.25	36.230	1,811.50	-531.75	LT
	Nov 25, 13	14.000	41.417	579.85	36.230	507.22	-72.63	LT
	Jan 7, 14	99.000	40.176	3,977.45	36.230	3,586.77	-390.68	ST
	Mar 31, 14	60.000	29.742	1,784.57	36.230	2,173.80	389.23	ST
	Apr 30, 14	20.000	30.030	600.60	36.230	724.60	124.00	ST
	May 14, 14	50.000	32.080	1,604.03	36.230	1,811.50	207.47	ST

continued next page



ACCESS  
December 2014

Account name: SCOOB TRUST FOUNDATION  
Account number: UZ 00122 07

Your Financial Advisor:  
JEFFREY BATES  
208-726-7741/800-635-5310

Your assets ▸ **Equities** ▸ **Common stock** (continued)

Holding	Trade date	Number of shares	Purchase price/ Average price per share (\$)	Cost basis (\$)	Price per share on Dec 31 (\$)	Value on Dec 31 (\$)	Unrealized gain or loss (\$)	Holding period
	Jun 9, 14	43 000	33 876	1,456 69	36 230	1,557 89	101 20	ST
	Jun 19, 14	29 000	34 107	989 12	36 230	1,050 67	61 55	ST
	Jun 27, 14	43 000	34 566	1,486 34	36 230	1,557 89	71 55	ST
Security total		500 000	37 957	18,978 50		18,115 00	-863 50	
AES CORP								
Symbol AES Exchange NYSE								
EAI \$762 Current yield 2 90%								
	Aug 3, 11	11 000	11 515	126 67	13 770	151 47	24 80	LT
	Sep 29, 11	53 000	9 997	529 86	13 770	729 81	199 95	LT
	Nov 23, 11	95 000	10 890	1,034 58	13 770	1,308 15	273 57	LT
	Feb 28, 12	22 000	13 273	292 02	13 770	302 94	10 92	LT
	May 24, 12	67 000	12 201	817 52	13 770	922 59	105 07	LT
	Aug 16, 12	272 000	11 665	3,172 92	13 770	3,745 44	572 52	LT
	Nov 15, 12	131 000	9 466	1,322 12 <sup>2</sup>	13 770	1,803 87	481 75	LT
	Jan 15, 13	221 000	10 833	2,394 26	13 770	3,043 17	648 91	LT
	Jul 29, 13	84 000	12 473	1,047 75	13 770	1,156 68	108 93	LT
	Jan 7, 14	458 000	14 670	6,718 86	13 770	6,306 66	-412 20	ST
	Apr 2, 14	173 000	14 342	2,481 18	13 770	2,382 21	-98 97	ST
	Jun 27, 14	57 000	15 597	889 03	13 770	784 89	-104 14	ST
	Nov 10, 14	37 000	13 515	500 07	13 770	509 49	9 42	ST
	Dec 15, 14	190 000	13 140	2,496 60	13 770	2,616 30	119 70	ST
	Dec 22, 14	35 000	13 516	473 09	13 770	481 95	8 86	ST
Security total		1,906 000	12 747	24,296 53		26,245 62	1,949 09	
ALLEGHENY TECHNOLOGY INC								
Symbol ATI Exchange NYSE								
EAI \$509 Current yield 2 07%								
	Oct 31, 13	23 000	33 263	765 07	34 770	799 71	34 64	LT
	Nov 6, 13	4 000	33 890	135 56	34 770	139 08	3 52	LT
	Jan 7, 14	102 000	35 137	3,583 99	34 770	3,546 54	-37 45	ST
	Jan 10, 14	41 000	35 130	1,440 33	34 770	1,425 57	-14 76	ST
	Jan 10, 14	32 000	34 339	1,098 85	34 770	1,112 64	13 79	ST
	Jan 21, 14	19 000	34 324	652 17	34 770	660 63	8 46	ST
	Jan 23, 14	26 000	32 345	840 99	34 770	904 02	63 03	ST
	Feb 24, 14	40 000	31 777	1,271 08	34 770	1,390 80	119 72	ST

continued next page



ACCESS  
December 2014

Account name: SCOOB TRUST FOUNDATION  
Account number: UZ 00122 07

Your Financial Advisor:  
JEFFREY BATES  
208-726-7741/800-635-5310

Your assets ▸ **Equities** ▸ **Common stock** (continued)

Holding	Trade date	Number of shares	Purchase price/ Average price per share (\$)	Cost basis (\$)	Price per share on Dec 31 (\$)	Value on Dec 31 (\$)	Unrealized gain or loss (\$)	Holding period
	Mar 18, 14	49 000	36 088	1,768 32	34 770	1,703 73	-64 59	ST
	Mar 24, 14	47 000	37 343	1,755 15	34 770	1,634 19	-120 96	ST
	Mar 31, 14	18 000	37 567	676 21	34 770	625 86	-50 35	ST
	Apr 2, 14	36 000	38 160	1,373 77	34 770	1,251 72	-122 05	ST
	Apr 22, 14	31 000	39 715	1,231 17	34 770	1,077 87	-153 30	ST
	Jun 13, 14	14 000	41 153	576 15	34 770	486 78	-89 37	ST
	Jun 19, 14	42 000	42 355	1,778 91	34 770	1,460 34	-318 57	ST
	Jun 30, 14	106 000	45 103	4,781 00	34 770	3,685 62	-1,095 38	ST
	Jul 23, 14	20 000	41 966	839 32	34 770	695 40	-143 92	ST
	Aug 8, 14	10 000	39 704	397 04	34 770	347 70	-49 34	ST
	Sep 29, 14	38 000	38 455	1,461 32	34 770	1,321 26	-140 06	ST
	Oct 21, 14	9 000	33 644	302 80	34 770	312 93	10 13	ST
Security total		707 000	37 807	26,729 20		24,582 39	-2,146 81	
AMER ELECTRIC POWER CO								
Symbol AEP Exchange NYSE								
EAI \$1,018 Current yield 3 49%								
	Feb 8, 11	34 000	35 758	1,215 78	60 720	2,064 48	848 70	LT
	Jul 25, 11	63 000	37 787	2,380 64	60 720	3,825 36	1,444 72	LT
	Feb 24, 12	18 000	38 000	684 00	60 720	1,092 96	408 96	LT
	Aug 16, 12	115 000	43 377	4,988 44	60 720	6,982 80	1,994 36	LT
	Jan 15, 13	83 000	43 096	3,577 03	60 720	5,039 76	1,462 73	LT
	Feb 19, 13	7 000	45 450	318 15	60 720	425 04	106 89	LT
	Jan 7, 14	160 000	46 336	7,413 81	60 720	9,715 20	2,301 39	ST
Security total		480 000	42 871	20,577 85		29,145 60	8,567 75	
AMERIPRISE FINANCIAL INC								
Symbol AMP Exchange NYSE								
EAI \$889 Current yield 1 76%								
	Jul 25, 11	31 000	54 218	1,680 76	132 250	4,099 75	2,418 99	LT
	Aug 31, 11	18 000	45 985	827 74	132 250	2,380 50	1,552 76	LT
	Jun 26, 12	12 000	49 575	594 91	132 250	1,587 00	992 09	LT
	Jul 24, 12	10 000	48 545	485 45	132 250	1,322 50	837 05	LT
	Aug 13, 12	12 000	54 130	649 57	132 250	1,587 00	937 43	LT
	Aug 16, 12	98 000	55 110	5,400 78	132 250	12,960 50	7,559 72	LT
	Jan 15, 13	71 000	64 813	4,601 77	132 250	9,389 75	4,787 98	LT

continued next page



ACCESS  
December 2014

Account name: SCOOB TRUST FOUNDATION  
Account number: UZ 00122 07

Your Financial Advisor:  
JEFFREY BATES  
208-726-7741/800-635-5310

Your assets ▸ **Equities** ▸ **Common stock** (continued)

Holding	Trade date	Number of shares	Purchase price/ Average price per share (\$)	Cost basis (\$)	Price per share on Dec 31 (\$)	Value on Dec 31 (\$)	Unrealized gain or loss (\$)	Holding period
	Jan 7, 14	124 000	114 373	14,182 35	132 250	16,399 00	2,216 65	ST
	Jun 27, 14	7 000	119 832	838 83	132 250	925 75	86 92	ST
Security total		383 000	76 403	29,262 16		50,651 75	21,389 59	
ANTHEM INC								
Symbol ANTM Exchange NYSE								
EAI \$501 Current yield 1 39%								
	Jun 17, 13	9 000	79 014	711 13	125 670	1,131 03	419 90	LT
	Jun 25, 13	54 000	79 741	4,306 02	125 670	6,786 18	2,480 16	LT
	Jul 17, 13	16 000	85 766	1,372 27	125 670	2,010 72	638 45	LT
	Jan 7, 14	45 000	90 943	4,092 47	125 670	5,655 15	1,562 68	ST
	Jan 23, 14	25 000	86 174	2,154 37	125 670	3,141 75	987 38	ST
	Jan 29, 14	18 000	85 910	1,546 38	125 670	2,262 06	715 68	ST
	Jan 31, 14	11 000	86 116	947 28	125 670	1,382 37	435 09	ST
	Feb 24, 14	9 000	91 893	827 04	125 670	1,131 03	303 99	ST
	Apr 17, 14	22 000	92 195	2,028 31	125 670	2,764 74	736 43	ST
	Apr 30, 14	9 000	100 000	900 00	125 670	1,131 03	231 03	ST
	Jun 16, 14	11 000	106 524	1,171 77	125 670	1,382 37	210 60	ST
	Jul 15, 14	1 000	112 810	112 81	125 670	125 67	12 86	ST
	Jul 28, 14	33 000	114 094	3,765 13	125 670	4,147 11	381 98	ST
	Jul 30, 14	3 000	112 450	337 35	125 670	377 01	39 66	ST
	Oct 13, 14	20 000	116 510	2,330 20	125 670	2,513 40	183 20	ST
Security total		286 000	93 016	26,602 53		35,941 62	9,339 09	
APPLIED MATERIALS INC								
Symbol AMAT Exchange OTC								
EAI \$485 Current yield 1 61%								
	Aug 16, 12	17 000	11 880	201 96	24 920	423 64	221 68	LT
	Sep 11, 12	85 000	11 690	993 65	24 920	2,118 20	1,124 55	LT
	Sep 24, 12	68 000	11 340	771 12	24 920	1,694 56	923 44	LT
	Oct 4, 12	73 000	11 100	810 30	24 920	1,819 16	1,008 86	LT
	Oct 11, 12	46 000	10 990	505 54	24 920	1,146 32	640 78	LT
	Jan 15, 13	126 000	11 775	1,483 68	24 920	3,139 92	1,656 24	LT
	Jun 3, 13	20 000	15 313	306 26	24 920	498 40	192 14	LT
	Jun 27, 13	91 000	14 990	1,364 09	24 920	2,267 72	903 63	LT
	Jul 17, 13	47 000	16 690	784 43	24 920	1,171 24	386 81	LT

continued next page



ACCESS  
December 2014

Account name: SCOOB TRUST FOUNDATION  
Account number: UZ 00122 07

Your Financial Advisor:  
JEFFREY BATES  
208-726-7741/800-635-5310

Your assets › **Equities** › **Common stock** (continued)

Holding	Trade date	Number of shares	Purchase price/ Average price per share (\$)	Cost basis (\$)	Price per share on Dec 31 (\$)	Value on Dec 31 (\$)	Unrealized gain or loss (\$)	Holding period
	Aug 16, 13	69 000	15 879	1,095 71	24 920	1,719 48	623 77	LT
	Jan 7, 14	312 000	17 386	5,424 46	24 920	7,775 04	2,350 58	ST
	Jan 23, 14	72 000	17 457	1,256 97	24 920	1,794 24	537 27	ST
	Jun 27, 14	160 000	22 401	3,584 27	24 920	3,987 20	402 93	ST
	Sep 23, 14	26 000	21 857	568 29	24 920	647 92	79 63	ST
Security total		1,212 000	15 801	19,150 73		30,203 04	11,052 31	
AT&T INC								
Symbol T Exchange NYSE								
EAI \$1,109 Current yield 5 60%	Feb 8, 11	13 000	27 870	362 31	33 590	436 67	74 36	LT
	Jul 25, 11	92 000	29 860	2,747 12	33 590	3,090 28	343 16	LT
	Apr 24, 12	24 000	31 827	763 86	33 590	806 16	42 30	LT
	Aug 16, 12	152 000	37 236	5,659 90	33 590	5,105 68	-554 22	LT
	Jan 15, 13	108 000	33 710	3,640 68	33 590	3,627 72	-12 96	LT
	Jan 7, 14	201 000	34 975	7,030 00	33 590	6,751 59	-278 41	ST
Security total		590 000	34 244	20,203 87		19,818 10	-385 77	
BAKER HUGHES INC								
Symbol BHI Exchange NYSE								
EAI \$297 Current yield 1 21%	Aug 16, 12	4 000	47 347	189 39	56 070	224 28	34 89	LT
	Sep 26, 12	15 000	45 597	683 96	56 070	841 05	157 09	LT
	Oct 4, 12	5 000	43 496	217 48	56 070	280 35	62 87	LT
	Oct 19, 12	17 000	44 855	762 55	56 070	953 19	190 64	LT
	Jan 15, 13	93 000	42 120	3,917 16	56 070	5,214 51	1,297 35	LT
	Jul 18, 13	19 000	49 428	939 15	56 070	1,065 33	126 18	LT
	Jan 7, 14	182 000	52 445	9,545 06	56 070	10,204 74	659 68	ST
	Mar 31, 14	23 000	65 544	1,749 92 <sup>2</sup>	56 070	1,289 61	-460 31	LT
	Apr 25, 14	29 000	69 610	2,029 23 <sup>2</sup>	56 070	1,626 03	-403 20	
	Jun 27, 14	12 000	73 537	882 45	56 070	672 84	-209 61	ST
	Oct 13, 14	15 000	55 027	825 41	56 070	841 05	15 64	ST
	Oct 16, 14	23 000	51 248	1,178 71	56 070	1,289 61	110 90	ST
Security total		437 000	52 450	22,920 47		24,502 59	1,582 12	

continued next page



ACCESS  
December 2014

Account name: SCOOB TRUST FOUNDATION  
Account number: UZ 00122 07

Your Financial Advisor:  
JEFFREY BATES  
208-726-7741/800-635-5310

Your assets ▸ **Equities** ▸ **Common stock** (continued)

Holding	Trade date	Number of shares	Purchase price/ Average price per share (\$)	Cost basis (\$)	Price per share on Dec 31 (\$)	Value on Dec 31 (\$)	Unrealized gain or loss (\$)	Holding period
<b>BROADCOM CORP CL A</b>								
Symbol BRCM Exchange OTC								
EAI \$76 Current yield 1 10%	Dec 17, 14	125 000	41 639	5,204 90	43 330	5,416 25	211 35	ST
	Dec 22, 14	34 000	43 295	1,472 05	43 330	1,473 22	1 17	ST
Security total		159 000	41 993	6,676 95		6,889 47	212 52	
<b>CATAMARAN CORP</b>								
Symbol CTRX Exchange OTC								
	Apr 15, 14	115 000	40 009	4,601 14	51 750	5,951 25	1,350 11	ST
	Apr 28, 14	50 000	38 463	1,923 17	51 750	2,587 50	664 33	ST
	Jun 18, 14	43 000	43 397	1,866 09	51 750	2,225 25	359 16	ST
	Jun 24, 14	38 000	44 126	1,676 81	51 750	1,966 50	289 69	ST
	Jun 30, 14	12 000	43 962	527 55	51 750	621 00	93 45	ST
	Jul 2, 14	40 000	44 500	1,780 00	51 750	2,070 00	290 00	ST
	Sep 25, 14	64 000	43 420	2,778 88	51 750	3,312 00	533 12	ST
	Sep 29, 14	59 000	42 745	2,521 97	51 750	3,053 25	531 28	ST
	Oct 3, 14	28 000	42 570	1,191 96	51 750	1,449 00	257 04	ST
	Oct 20, 14	12 000	40 300	483 60	51 750	621 00	137 40	ST
	Dec 22, 14	19 000	50 544	960 34	51 750	983 25	22 91	ST
	Dec 26, 14	21 000	51 948	1,090 92	51 750	1,086 75	-4 17	ST
Security total		501 000	42 719	21,402 43		25,926 75	4,524 32	
<b>CHESAPEAKE ENERGY CORP OKLA</b>								
Symbol CHK Exchange NYSE								
EAI \$84 Current yield 1 80%	Dec 24, 14	239 000	19 951	4,768 41	19 570	4,677 23	-91 18	ST
<b>CHEVRON CORP</b>								
Symbol CVX Exchange NYSE								
EAI \$1,340 Current yield 3 82%	Apr 14, 10	16 000	80 216	1,283 47	112 180	1,794 88	511 41	LT
	Feb 8, 11	26 000	97 550	2,536 30	112 180	2,916 68	380 38	LT
	Jul 25, 11	43 000	108 120	4,649 16	112 180	4,823 74	174 58	LT
	Aug 16, 12	72 000	113 449	8,168 39	112 180	8,076 96	-91 43	LT
	Jan 15, 13	51 000	113 126	5,769 47	112 180	5,721 18	-48 29	LT
	Jan 7, 14	99 000	124 860	12,361 14	112 180	11,105 82	-1,255 32	ST
	Mar 24, 14	2 000	115 835	231 67	112 180	224 36	-7 31	ST
	Mar 31, 14	4 000	119 370	477 48	112 180	448 72	-28 76	ST
Security total		313 000	113 345	35,477 08		35,112 34	-364 74	

continued next page



ACCESS  
December 2014

Account name: SCOOB TRUST FOUNDATION  
Account number: UZ 00122 07

Your Financial Advisor:  
JEFFREY BATES  
208-726-7741/800-635-5310

Your assets ▸ **Equities** ▸ **Common stock** (continued)

Holding	Trade date	Number of shares	Purchase price/ Average price per share (\$)	Cost basis (\$)	Price per share on Dec 31 (\$)	Value on Dec 31 (\$)	Unrealized gain or loss (\$)	Holding period
CIGNA CORP								
Symbol CI Exchange NYSE								
EAI \$13 Current yield 0.04%								
	Aug 16, 12	12 000	44 416	533 00	102 910	1,234 92	701 92	LT
	Aug 28, 12	35 000	44 649	1,562 74	102 910	3,601 85	2,039 11	LT
	Sep 11, 12	14 000	46 557	651 80	102 910	1,440 74	788 94	LT
	Jan 15, 13	31 000	55 870	1,731 97	102 910	3,190 21	1,458 24	LT
	Apr 23, 13	8 000	65 817	526 54	102 910	823 28	296 74	LT
	Aug 8, 13	22 000	79 014	1,738 31	102 910	2,264 02	525 71	LT
	Jan 7, 14	65 000	88 139	5,729 09	102 910	6,689 15	960 06	ST
	Feb 7, 14	7 000	78 080	546 56	102 910	720 37	173 81	ST
	Apr 2, 14	52 000	83 003	4,316 16	102 910	5,351 32	1,035 16	ST
	Apr 4, 14	31 000	81 907	2,539 13	102 910	3,190 21	651 08	ST
	Apr 17, 14	14 000	75 725	1,060 16	102 910	1,440 74	380 58	ST
	Jul 1, 14	10 000	93 193	931 93	102 910	1,029 10	97 17	ST
	Jul 31, 14	15 000	89 612	1,344 18	102 910	1,543 65	199 47	ST
Security total		316 000	73 454	23,211 57		32,519 56	9,307 99	
CISCO SYSTEMS INC								
Symbol CSCO Exchange OTC								
EAI \$1,158 Current yield 2.73%								
	May 10, 12	36 000	17 200	619 20	27 815	1,001 34	382 14	LT
	Jun 8, 12	28 000	16 643	466 02	27 815	778 82	312 80	LT
	Aug 16, 12	249 000	19 072	4,749 10	27 815	6,925 94	2,176 84	LT
	Dec 21, 12	59 000	19 950	1,177 05	27 815	1,641 09	464 04	LT
	Jan 15, 13	176 000	20 976	3,691 85	27 815	4,895 44	1,203 59	LT
	Jan 17, 13	20 000	21 017	420 34	27 815	556 30	135 96	LT
	Mar 21, 13	47 000	20 787	977 01	27 815	1,307 31	330 30	LT
	Apr 8, 13	51 000	20 557	1,048 43	27 815	1,418 57	370 14	LT
	Aug 15, 13	38 000	24 658	937 03	27 815	1,056 97	119 94	LT
	Oct 16, 13	10 000	22 885	228 85	27 815	278 15	49 30	LT
	Jan 7, 14	427 000	22 305	9,524 53	27 815	11,877 01	2,352 48	ST
	Feb 14, 14	23 000	22 655	521 08	27 815	639 75	118 67	ST
	Mar 31, 14	106 000	22 479	2,382 83	27 815	2,948 39	565 56	ST
	Apr 2, 14	128 000	23 024	2,947 14	27 815	3,560 32	613 18	ST

continued next page



ACCESS  
December 2014

Account name: SCOOB TRUST FOUNDATION  
Account number: UZ 00122 07

Your Financial Advisor:  
JEFFREY BATES  
208-726-7741/800-635-5310

Your assets ▸ **Equities** ▸ **Common stock** (continued)

Holding	Trade date	Number of shares	Purchase price/ Average price per share (\$)	Cost basis (\$)	Price per share on Dec 31 (\$)	Value on Dec 31 (\$)	Unrealized gain or loss (\$)	Holding period
	Jun 27, 14	57 000	24 715	1,408 76	27 815	1,585 46	176 70	ST
	Oct 13, 14	32 000	23 199	742 38	27 815	890 08	147 70	ST
	Dec 15, 14	37 000	26 739	989 36	27 815	1,029 16	39 80	ST
Security total		1,524 000	21 543	32,830 96		42,390 06	9,559 14	
CITIGROUP INC								
Symbol C Exchange NYSE								
EAI \$36 Current yield 0 07%								
	Apr 13, 12	6 000	33 958	203 75	54 110	324 66	120 91	LT
	May 22, 12	6 000	27 096	162 58	54 110	324 66	162 08	LT
	Jun 11, 12	23 000	27 176	625 07	54 110	1,244 53	619 46	LT
	Jul 16, 12	16 000	26 990	431 84	54 110	865 76	433 92	LT
	Aug 16, 12	124 000	28 806	3,572 01	54 110	6,709 64	3,137 63	LT
	Aug 21, 12	30 000	30 758	922 75	54 110	1,623 30	700 55	LT
	Sep 4, 12	43 000	29 698	1,277 02	54 110	2,326 73	1,049 71	LT
	Sep 18, 12	14 000	33 927	474 98	54 110	757 54	282 56	LT
	Oct 1, 12	12 000	33 276	399 32	54 110	649 32	250 00	LT
	Oct 10, 12	12 000	35 116	421 40	54 110	649 32	227 92	LT
	Dec 28, 12	132 000	39 010	5,149 32	54 110	7,142 52	1,993 20	LT
	Jan 15, 13	124 000	42 636	5,286 91	54 110	6,709 64	1,422 73	LT
	Jan 7, 14	256 000	53 818	13,777 46	54 110	13,852 16	74 70	ST
	Jan 16, 14	21 000	52 520	1,102 92	54 110	1,136 31	33 39	ST
	Mar 3, 14	20 000	47 786	955 72	54 110	1,082 20	126 48	ST
	Mar 27, 14	9 000	47 545	427 91	54 110	486 99	59 08	ST
	Apr 14, 14	39 000	47 320	1,845 48	54 110	2,110 29	264 81	ST
	Jun 27, 14	13 000	47 187	613 44	54 110	703 43	89 99	ST
	Aug 5, 14	1 000	48 300	48 30	54 110	54 11	5 81	ST
Security total		901 000	41 840	37,698 18		48,753 11	11,054 93	
COMCAST CORP NEW CL A								
Symbol CMCSA Exchange OTC								
EAI \$919 Current yield 1 55%								
	Feb 8, 11	26 000	23 607	613 80	58 010	1,508 26	894 46	LT
	Jul 25, 11	121 000	25 019	3,027 32	58 010	7,019 21	3,991 89	LT
	Aug 3, 11	37 000	22 630	837 31	58 010	2,146 37	1,309 06	LT
	Jul 30, 12	6 000	32 326	193 96	58 010	348 06	154 10	LT

continued next page



ACCESS  
December 2014

Account name: SCOOB TRUST FOUNDATION  
Account number: UZ 00122 07

Your Financial Advisor:  
JEFFREY BATES  
208-726-7741/800-635-5310

Your assets ▸ **Equities** ▸ **Common stock** (continued)

Holding	Trade date	Number of shares	Purchase price/ Average price per share (\$)	Cost basis (\$)	Price per share on Dec 31 (\$)	Value on Dec 31 (\$)	Unrealized gain or loss (\$)	Holding period
	Aug 16, 12	217 000	34 259	7,434 27	58 010	12,588 17	5,153 90	LT
	Jan 15, 13	188 000	39 106	7,351 93	58 010	10,905 88	3,553 95	LT
	May 8, 13	19 000	43 109	819 08	58 010	1,102 19	283 11	LT
	Aug 8, 13	51 000	45 147	2,302 54	58 010	2,958 51	655 97	LT
	Jan 7, 14	326 000	52 309	17,052 83	58 010	18,911 26	1,858 43	ST
	Mar 31, 14	2 000	50 050	100 10	58 010	116 02	15 92	ST
	Oct 13, 14	7 000	52 567	367 97	58 010	406 07	38 10	ST
	Oct 15, 14	21 000	50 910	1,069 11	58 010	1,218 21	149 10	ST
Security total		1,021 000	40 323	41,170 22		59,228 21	18,057 99	
CORNING INC								
Symbol GLW Exchange NYSE								
EAI \$500 Current yield 2 09%								
	Mar 25, 13	164 000	13 023	2,135 84	22 930	3,760 52	1,624 68	LT
	Apr 1, 13	78 000	13 230	1,031 94	22 930	1,788 54	756 60	LT
	Jun 6, 13	15 000	14 986	224 79	22 930	343 95	119 16	LT
	Jun 18, 13	1 000	15 150	15 15	22 930	22 93	7 78	LT
	Jul 17, 13	146 000	14 830	2,165 18	22 930	3,347 78	1,182 60	LT
	Jul 30, 13	81 000	15 068	1,220 58	22 930	1,857 33	636 75	LT
	Jan 7, 14	298 000	17 831	5,313 64	22 930	6,833 14	1,519 50	ST
	Jun 27, 14	150 000	22 020	3,303 09	22 930	3,439 50	136 41	ST
	Jul 29, 14	86 000	19 950	1,715 70	22 930	1,971 98	256 28	ST
	Dec 22, 14	22 000	22 566	496 46	22 930	504 46	8 00	ST
Security total		1,041 000	16 928	17,622 37		23,870 13	6,247 76	
DANA HOLDING CORP								
Symbol DAN Exchange NYSE								
EAI \$317 Current yield 0 92%								
	Aug 3, 11	32 000	15 539	497 27	21 740	695 68	198 41	LT
	Aug 8, 11	51 000	11 617	592 47	21 740	1,108 74	516 27	LT
	Apr 26, 12	44 000	14 975	658 90	21 740	956 56	297 66	LT
	May 31, 12	9 000	13 097	117 88	21 740	195 66	77 78	LT
	Jun 8, 12	19 000	12 710	241 49	21 740	413 06	171 57	LT
	Jun 25, 12	43 000	12 189	524 13	21 740	934 82	410 69	LT
	Jul 20, 12	30 000	11 824	354 74	21 740	652 20	297 46	LT
	Aug 13, 12	26 000	13 563	352 64	21 740	565 24	212 60	LT

continued next page



ACCESS  
December 2014

Account name: SCOOB TRUST FOUNDATION  
Account number: UZ 00122 07

Your Financial Advisor:  
JEFFREY BATES  
208-726-7741/800-635-5310

Your assets ▸ **Equities** ▸ **Common stock** (continued)

Holding	Trade date	Number of shares	Purchase price/ Average price per share (\$)	Cost basis (\$)	Price per share on Dec 31 (\$)	Value on Dec 31 (\$)	Unrealized gain or loss (\$)	Holding period
	Aug 16, 12	248 000	14 494	3,594 69	21 740	5,391 52	1,796 83	LT
	Dec 5, 12	54 000	14 300	772 20	21 740	1,173 96	401 76	LT
	Dec 21, 12	86 000	15 210	1,308 14	21 740	1,869 64	561 50	LT
	Jan 15, 13	197 000	15 780	3,108 66	21 740	4,282 78	1,174 12	LT
	Apr 18, 13	21 000	15 836	332 57	21 740	456 54	123 97	LT
	Apr 23, 13	1 000	16 640	16 64	21 740	21 74	5 10	LT
	May 8, 13	48 000	17 426	836 49	21 740	1,043 52	207 03	LT
	Oct 29, 13	2 000	19 295	38 59	21 740	43 48	4 89	LT
	Jan 7, 14	432 000	19 556	8,448 49	21 740	9,391 68	943 19	ST
	Feb 14, 14	52 000	20 179	1,049 34	21 740	1,130 48	81 14	ST
	Feb 19, 14	92 000	20 459	1,882 28	21 740	2,000 08	117 80	ST
	Jun 27, 14	55 000	24 128	1,327 08	21 740	1,195 70	-131 38	ST
	Oct 20, 14	7 000	17 647	123 53	21 740	152 18	28 65	ST
	Oct 21, 14	35 000	17 796	622 87	21 740	760 90	138 03	ST
Security total		1,584 000	16 920	26,801 09		34,436 16	7,635 07	
ENSCO PLC CL A								
Symbol ESV Exchange NYSE								
EAI \$1,545 Current yield 10 02%	Feb 8, 11	33 000	51 072	1,685 38	29 950	988 35	-697 03	LT
	Jun 29, 11	6 000	53 355	320 13	29 950	179 70	-140 43	LT
	Jul 25, 11	64 000	52 780	3,377 92	29 950	1,916 80	-1,461 12	LT
	Sep 8, 11	9 000	49 606	446 46	29 950	269 55	-176 91	LT
	Aug 16, 12	107 000	56 876	6,085 79	29 950	3,204 65	-2,881 14	LT
	Jan 15, 13	78 000	60 780	4,740 84	29 950	2,336 10	-2,404 74	LT
	Jan 7, 14	148 000	57 256	8,473 90	29 950	4,432 60	-4,041 30	ST
	May 7, 14	12 000	51 321	615 86	29 950	359 40	-256 46	ST
	Jun 27, 14	17 000	55 118	937 02	29 950	509 15	-427 87	ST
	Oct 16, 14	9 000	37 977	341 80	29 950	269 55	-72 25	ST
	Dec 22, 14	32 000	31 743	1,421 65 <sup>2</sup>	29 950	958 40	-463 25	
Security total		515 000	55 236	28,446 75		15,424 25	-13,022 50	
GAP INC								
Symbol GPS Exchange NYSE								
EAI \$744 Current yield 2 09%	Aug 8, 11	1 000	16 060	16 06	42 110	42 11	26 05	LT

continued next page



ACCESS  
December 2014

Account name: SCOOB TRUST FOUNDATION  
Account number: UZ 00122 07

Your Financial Advisor:  
JEFFREY BATES  
208-726-7741/800-635-5310

Your assets ▸ **Equities** ▸ **Common stock** (continued)

Holding	Trade date	Number of shares	Purchase price/ Average price per share (\$)	Cost basis (\$)	Price per share on Dec 31 (\$)	Value on Dec 31 (\$)	Unrealized gain or loss (\$)	Holding period
	Jan 9, 12	1 000	17 910	17 91	42 110	42 11	24 20	LT
	Jan 20, 12	44 000	18 638	820 11	42 110	1,852 84	1,032 73	LT
	Jul 30, 12	2 000	29 885	59 77	42 110	84 22	24 45	LT
	Aug 16, 12	166 000	34 476	5,723 15	42 110	6,990 26	1,267 11	LT
	Jan 15, 13	109 000	32 380	3,529 42	42 110	4,589 99	1,060 57	LT
	Apr 23, 13	24 000	36 546	877 12	42 110	1,010 64	133 52	LT
	May 8, 13	45 000	38 968	1,753 56	42 110	1,894 95	141 39	LT
	Jan 7, 14	238 000	39 417	9,381 37	42 110	10,022 18	640 81	ST
	Mar 31, 14	18 000	39 873	717 73	42 110	757 98	40 25	ST
	Apr 14, 14	25 000	37 685	942 13	42 110	1,052 75	110 62	ST
	Jun 27, 14	116 000	41 267	4,787 08	42 110	4,884 76	97 68	ST
	Sep 5, 14	21 000	44 436	933 16	42 110	884 31	-48 85	ST
	Sep 22, 14	36 000	43 197	1,555 12	42 110	1,515 96	-39 16	ST
Security total		846 000	36 777	31,113 69		35,625 06	4,511 37	
GENL ELECTRIC CO								
Symbol GE Exchange NYSE								
EAI \$1,893 Current yield 3 64%								
	Jul 25, 11	104 000	18 990	1,974 96	25 270	2,628 08	653 12	LT
	Oct 12, 11	13 000	16 470	214 11	25 270	328 51	114 40	LT
	Dec 7, 11	49 000	16 600	813 40	25 270	1,238 23	424 83	LT
	Dec 27, 11	57 000	18 130	1,033 41	25 270	1,440 39	406 98	LT
	Jan 20, 12	31 000	18 887	585 52	25 270	783 37	197 85	LT
	May 24, 12	25 000	19 258	481 46	25 270	631 75	150 29	LT
	Aug 13, 12	48 000	20 950	1,005 60	25 270	1,212 96	207 36	LT
	Aug 16, 12	334 000	21 086	7,042 89	25 270	8,440 18	1,397 29	LT
	Dec 28, 12	54 000	20 580	1,111 32	25 270	1,364 58	253 26	LT
	Jan 15, 13	281 000	21 210	5,960 01	25 270	7,100 87	1,140 86	LT
	Jun 28, 13	86 000	23 336	2,006 90	25 270	2,173 22	166 32	LT
	Jul 26, 13	156 000	24 562	3,831 69	25 270	3,942 12	110 43	LT
	Jan 7, 14	572 000	27 246	15,585 11	25 270	14,454 44	-1,130 67	ST
	Mar 26, 14	102 000	25 900	2,641 80	25 270	2,577 54	-64 26	ST
	Mar 31, 14	36 000	25 945	934 04	25 270	909 72	-24 32	ST

continued next page



ACCESS  
December 2014

Account name: SCOOB TRUST FOUNDATION  
Account number: UZ 00122 07

Your Financial Advisor:  
JEFFREY BATES  
208-726-7741/800-635-5310

Your assets ▸ **Equities** ▸ **Common stock** (continued)

Holding	Trade date	Number of shares	Purchase price/ Average price per share (\$)	Cost basis (\$)	Price per share on Dec 31 (\$)	Value on Dec 31 (\$)	Unrealized gain or loss (\$)	Holding period
	Jun 27, 14	110 000	26 356	2,899 16	25 270	2,779 70	-119 46	ST
Security total		2,058 000	23 383	48,121 38		52,005 66	3,884 28	
HARTFORD FINCL SERVICES GROUP INC								
Symbol HIG Exchange NYSE								
EAI \$536 Current yield 1 73%								
	Jan 17, 13	7 000	24 437	171 06	41 690	291 83	120 77	LT
	Feb 5, 13	46 000	24 725	1,137 39	41 690	1,917 74	780 35	LT
	Mar 1, 13	38 000	23 656	898 96	41 690	1,584 22	685 26	LT
	Mar 20, 13	41 000	26 016	1,066 68	41 690	1,709 29	642 61	LT
	Mar 26, 13	29 000	25 916	751 58	41 690	1,209 01	457 43	LT
	Apr 11, 13	44 000	27 718	1,219 61	41 690	1,834 36	614 75	LT
	May 8, 13	42 000	29 536	1,240 55	41 690	1,750 98	510 43	LT
	Aug 8, 13	100 000	31 325	3,132 58	41 690	4,169 00	1,036 42	LT
	Jan 7, 14	176 000	35 446	6,238 65	41 690	7,337 44	1,098 79	ST
	Jan 28, 14	30 000	33 420	1,002 60	41 690	1,250 70	248 10	ST
	Jun 27, 14	44 000	35 658	1,568 96	41 690	1,834 36	265 40	ST
	Aug 1, 14	48 000	34 110	1,637 28	41 690	2,001 12	363 84	ST
	Sep 11, 14	6 000	37 146	222 88	41 690	250 14	27 26	ST
	Oct 15, 14	40 000	35 439	1,417 58	41 690	1,667 60	250 02	ST
	Nov 21, 14	20 000	41 318	826 37	41 690	833 80	7 43	ST
	Dec 22, 14	33 000	41 636	1,374 01	41 690	1,375 77	1 76	ST
Security total		744 000	32 133	23,906 74		31,017 36	7,110 62	
HOME DEPOT INC								
Symbol HD Exchange NYSE								
EAI \$846 Current yield 1 79%								
	Dec 27, 11	10 000	42 460	424 60	104 970	1,049 70	625 10	LT
	May 15, 12	22 000	49 361	1,085 96	104 970	2,309 34	1,223 38	LT
	Aug 16, 12	155 000	56 356	8,735 21	104 970	16,270 35	7,535 14	LT
	Jan 15, 13	88 000	63 950	5,627 60	104 970	9,237 36	3,609 76	LT
	Jan 7, 14	148 000	81 290	12,030 92	104 970	15,535 56	3,504 64	ST
	Mar 31, 14	7 000	78 955	552 69	104 970	734 79	182 10	ST
	Jun 27, 14	20 000	81 207	1,624 15	104 970	2,099 40	475 25	ST
Security total		450 000	66 847	30,081 13		47,236 50	17,155 37	

continued next page



ACCESS  
December 2014

Account name: SCOOB TRUST FOUNDATION  
Account number: UZ 00122 07

Your Financial Advisor:  
JEFFREY BATES  
208-726-7741/800-635-5310

Your assets ▸ **Equities** ▸ **Common stock** (continued)

Holding	Trade date	Number of shares	Purchase price/ Average price per share (\$)	Cost basis (\$)	Price per share on Dec 31 (\$)	Value on Dec 31 (\$)	Unrealized gain or loss (\$)	Holding period
<b>INTEL CORP</b>								
Symbol INTC Exchange OTC								
EAI \$782 Current yield 2.48%	Aug 16, 12	203 000	26 615	5,403 04	36 290	7,366 87	1,963 83	LT
	Jan 15, 13	143 000	21 886	3,129 77	36 290	5,189 47	2,059 70	LT
	Mar 4, 13	57 000	21 133	1,204 62	36 290	2,068 53	863 91	LT
	Jan 7, 14	277 000	25 566	7,081 81	36 290	10,052 33	2,970 52	ST
	Jan 17, 14	44 000	25 745	1,132 81	36 290	1,596 76	463 95	ST
	Mar 31, 14	26 000	25 910	673 66	36 290	943 54	269 88	ST
	Jun 6, 14	50 000	27 910	1,395 50	36 290	1,814 50	419 00	ST
	Jun 11, 14	42 000	27 955	1,174 11	36 290	1,524 18	350 07	ST
	Jun 27, 14	23 000	30 845	709 44	36 290	834 67	125 23	ST
	Oct 15, 14	4 000	31 280	125 12	36 290	145 16	20 04	ST
Security total		869 000	25 351	22,029 88		31,536 01	9,506 13	
<b>JOHNSON &amp; JOHNSON COM</b>								
Symbol JNJ Exchange NYSE								
EAI \$714 Current yield 2.68%	Aug 8, 11	16 000	61 700	987 20	104 570	1,673 12	685 92	LT
	Sep 30, 11	2 000	64 030	128 06	104 570	209 14	81 08	LT
	Dec 20, 11	3 000	64 293	192 88	104 570	313 71	120 83	LT
	Jul 30, 12	10 000	69 400	694 00	104 570	1,045 70	351 70	LT
	Aug 16, 12	49 000	68 300	3,346 70	104 570	5,123 93	1,777 23	LT
	Aug 20, 12	22 000	67 716	1,489 77	104 570	2,300 54	810 77	LT
	Jan 15, 13	39 000	72 260	2,818 14	104 570	4,078 23	1,260 09	LT
	Jan 17, 13	18 000	72 816	1,310 69	104 570	1,882 26	571 57	LT
	Jan 7, 14	80 000	94 406	7,552 55	104 570	8,365 60	813 05	ST
	Jun 27, 14	16 000	104 806	1,676 90	104 570	1,673 12	-3 78	ST
Security total		255 000	79 203	20,196 89		26,665 35	6,468 46	
<b>JPMORGAN CHASE &amp; CO</b>								
Symbol JPM Exchange NYSE								
EAI \$1,184 Current yield 2.56%	Jul 25, 11	36 000	41 740	1,502 64	62 580	2,252 88	750 24	LT
	Jan 13, 12	38 000	35 530	1,350 14	62 580	2,378 04	1,027 90	LT
	Jun 4, 12	44 000	31 265	1,375 70	62 580	2,753 52	1,377 82	LT
	Jun 4, 12	10 000	30 997	309 97	62 580	625 80	315 83	LT

continued next page



ACCESS  
December 2014

Account name: SCOOB TRUST FOUNDATION  
Account number: UZ 00122 07

Your Financial Advisor:  
JEFFREY BATES  
208-726-7741/800-635-5310

Your assets ▸ **Equities** ▸ **Common stock** (continued)

Holding	Trade date	Number of shares	Purchase price/ Average price per share (\$)	Cost basis (\$)	Price per share on Dec 31 (\$)	Value on Dec 31 (\$)	Unrealized gain or loss (\$)	Holding period
	Aug 16, 12	174 000	37 100	6,455 40	62 580	10,888 92	4,433 52	LT
	Nov 8, 12	32 000	40 965	1,310 89	62 580	2,002 56	691 67	LT
	Jan 15, 13	153 000	46 296	7,083 41	62 580	9,574 74	2,491 33	LT
	Jan 7, 14	253 000	58 189	14,722 02	62 580	15,832 74	1,110 72	ST
Security total		740 000	46 095	34,110 17		46,309 20	12,199 03	
LAM RESEARCH CORP								
Symbol LRCX Exchange OTC								
EAI \$92 Current yield 0 91%								
	Jan 7, 14	27 000	54 030	1,458 82	79 340	2,142 18	683 36	ST
	Jan 23, 14	30 000	54 540	1,636 21	79 340	2,380 20	743 99	ST
	Jun 11, 14	11 000	65 303	718 34	79 340	872 74	154 40	ST
	Jun 27, 14	52 000	66 853	3,476 40	79 340	4,125 68	649 28	ST
	Sep 23, 14	8 000	74 530	596 24	79 340	634 72	38 48	ST
Security total	<i>Sold 12/30/14</i>	<i>128 000</i>	61 609	<i>7,886 01</i>		<i>10,155 52</i>	2,269 51	
LENNAR CORP *RECLASSIFICATION								
AS OF 4/03*								
Symbol LEN Exchange NYSE								
EAI \$126 Current yield 0 36%								
	Jul 25, 11	59 000	18 317	1,080 73	44 810	2,643 79	1,563 06	LT
	Aug 3, 11	51 000	17 100	872 10	44 810	2,285 31	1,413 21	LT
	Aug 16, 12	187 000	32 426	6,063 70	44 810	8,379 47	2,315 77	LT
	Jan 15, 13	109 000	40 515	4,416 22	44 810	4,884 29	468 07	LT
	Aug 8, 13	30 000	32 438	973 14	44 810	1,344 30	371 16	LT
	Aug 16, 13	11 000	34 179	375 97	44 810	492 91	116 94	LT
	Nov 27, 13	1 000	36 400	36 40	44 810	44 81	8 41	LT
	Jan 7, 14	221 000	38 325	8,469 98	44 810	9,903 01	1,433 03	ST
	Mar 31, 14	15 000	39 604	594 07	44 810	672 15	78 08	ST
	Apr 2, 14	80 000	40 451	3,236 14	44 810	3,584 80	348 66	ST
	Jul 1, 14	10 000	42 590	425 90	44 810	448 10	22 20	ST
	Dec 22, 14	12 000	43 770	525 24	44 810	537 72	12 48	ST
Security total		786 000	34 440	27,069 59		35,220 66	8,151 07	
MERCK & CO INC NEW COM								
Symbol MRK Exchange NYSE								
EAI \$994 Current yield 3 17%								
	Oct 7, 13	4 000	48 077	192 31	56 790	227 16	34 85	LT
	Oct 14, 13	30 000	46 599	1,430 29 <sup>2</sup>	56 790	1,703 70	273 41	LT

continued next page



ACCESS  
December 2014

Account name: SCOOB TRUST FOUNDATION  
Account number: UZ 00122 07

Your Financial Advisor:  
JEFFREY BATES  
208-726-7741/800-635-5310

Your assets ▸ **Equities** ▸ **Common stock** (continued)

Holding	Trade date	Number of shares	Purchase price/ Average price per share (\$)	Cost basis (\$)	Price per share on Dec 31 (\$)	Value on Dec 31 (\$)	Unrealized gain or loss (\$)	Holding period
	Nov 7, 13	29 000	46 160	1,338 64	56 790	1,646 91	308 27	LT
	Nov 19, 13	22 000	47 999	1,055 98	56 790	1,249 38	193 40	LT
	Dec 27, 13	9 000	49 806	448 26	56 790	511 11	62 85	LT
	Dec 31, 13	22 000	49 919	1,098 23	56 790	1,249 38	151 15	ST
	Jan 7, 14	73 000	50 096	3,657 07	56 790	4,145 67	488 60	ST
	Jan 23, 14	40 000	51 229	2,049 16	56 790	2,271 60	222 44	ST
	Jan 24, 14	37 000	51 978	1,923 21	56 790	2,101 23	178.02	ST
	Jan 30, 14	19 000	53 465	1,015 84	56 790	1,079 01	63 17	ST
	Feb 6, 14	20 000	53 616	1,072 32	56 790	1,135 80	63 48	ST
	Mar 27, 14	45 000	55 702	2,506 62	56 790	2,555 55	48 93	ST
	Mar 31, 14	11 000	56 405	620 46	56 790	624 69	4 23	ST
	Apr 2, 14	141 000	56 376	7,949 11	56 790	8,007 39	58 28	ST
	Nov 11, 14	21 000	59 687	1,253 43	56 790	1,192 59	-60 84	ST
	Nov 28, 14	29 000	60 619	1,757 97	56 790	1,646 91	-111 06	ST
Security total		552 000	53 205	29,368 90		31,348 08	1,979 18	
MICROSOFT CORP								
Symbol MSFT Exchange OTC								
EAI \$1,040 Current yield 2 67%								
	Aug 30, 13	10 000	33 409	334 09	46 450	464 50	130 41	LT
	Sep 3, 13	80 000	31 690	2,535 20	46 450	3,716 00	1,180 80	LT
	Sep 13, 13	38 000	32 662	1,241 19	46 450	1,765 10	523 91	LT
	Sep 17, 13	37 000	33 022	1,221 85	46 450	1,718 65	496 80	LT
	Sep 20, 13	43 000	32 739	1,407 79	46 450	1,997 35	589 56	LT
	Sep 23, 13	34 000	32 830	1,116 22	46 450	1,579 30	463 08	LT
	Nov 22, 13	20 000	37 555	751 10	46 450	929 00	177 90	LT
	Dec 17, 13	25 000	36 855	921 38	46 450	1,161 25	239 87	LT
	Dec 18, 13	39 000	36 000	1,404 00	46 450	1,811 55	407 55	LT
	Dec 27, 13	13 000	37 276	484 59	46 450	603 85	119 26	LT
	Jan 7, 14	166 000	36 306	6,026 88	46 450	7,710 70	1,683 82	ST
	Jan 23, 14	63 000	35 751	2,252 33	46 450	2,926 35	674 02	ST
	Feb 24, 14	25 000	37 845	946 14	46 450	1,161 25	215 11	ST
	Mar 26, 14	37 000	39 930	1,477 41	46 450	1,718 65	241 24	ST

continued next page



ACCESS  
December 2014

Account name: SCOOB TRUST FOUNDATION  
Account number: UZ 00122 07

Your Financial Advisor:  
JEFFREY BATES  
208-726-7741/800-635-5310

Your assets ▸ **Equities** ▸ **Common stock** (continued)

Holding	Trade date	Number of shares	Purchase price/ Average price per share (\$)	Cost basis (\$)	Price per share on Dec 31 (\$)	Value on Dec 31 (\$)	Unrealized gain or loss (\$)	Holding period
	Mar 31, 14	23 000	41 330	950 59	46 450	1,068 35	117 76	ST
	Jun 11, 14	33 000	40 926	1,350 59	46 450	1,532 85	182 26	ST
	Jun 27, 14	115 000	42 080	4,839 20	46 450	5,341 75	502 55	ST
	Dec 10, 14	38 000	46 814	1,778 96	46 450	1,765 10	-13 86	ST
Security total		839 000	36 996	31,039 51		38,971 55	7,932 04	
MONDELEZ INTL INC								
Symbol MDLZ Exchange OTC								
EAI \$558 Current yield 1 65%	Jul 25, 11	61 000	22 801	1,390 88	36 325	2,215 83	824 95	LT
	Aug 16, 12	157 000	26 489	4,158 81	36 325	5,703 03	1,544 22	LT
	Jan 15, 13	114 000	27 666	3,153 98	36 325	4,141 05	987 07	LT
	Oct 30, 13	52 000	33 879	1,761 73	36 325	1,888 90	127 17	LT
	Nov 1, 13	105 000	33 688	3,537 29	36 325	3,814 13	276 84	LT
	Nov 27, 13	89 000	33 808	3,008 94	36 325	3,232 93	223 99	LT
	Jan 7, 14	309 000	34 685	10,717 88	36 325	11,224 43	506 55	ST
	Jan 22, 14	22 000	34 725	763 95	36 325	799 15	35 20	ST
	Apr 14, 14	21 000	34 525	725 03	36 325	762 83	37 80	ST
Security total		930 000	31 418	29,218 49		33,782 25	4,563 79	
MYLAN INC								
Symbol MYL Exchange OTC	Aug 16, 12	34 000	23 806	809 42	56 370	1,916 58	1,107 16	LT
	Jan 15, 13	110 000	27 960	3,075 60	56 370	6,200 70	3,125 10	LT
	Mar 1, 13	12 000	30 236	362 84	56 370	676 44	313 60	LT
	Apr 17, 13	63 000	27 907	1,758 17	56 370	3,551 31	1,793 14	LT
	Jan 7, 14	184 000	43 096	7,929 68	56 370	10,372 08	2,442 40	ST
	Apr 16, 14	31 000	46 820	1,451 42	56 370	1,747 47	296 05	ST
	Aug 28, 14	46 000	47 720	2,195 12	56 370	2,593 02	397 90	ST
Security total		480 000	36 630	17,582 25		27,057 60	9,475 35	
NABORS INDUSTRIES LTD NEW (BERMUDA)								
Symbol NBR Exchange NYSE								
EAI \$213 Current yield 1 85%	Aug 4, 11	18 000	23 037	414 68	12 980	233 64	-181 04	LT
	Nov 1, 11	23 000	17 160	394 69	12 980	298 54	-96 15	LT
	Aug 16, 12	144 000	16 266	2,342 33	12 980	1,869 12	-473 21	LT
	Jan 15, 13	101 000	14 833	1,498 19	12 980	1,310 98	-187 21	LT

continued next page



ACCESS  
December 2014

Account name: SCOOB TRUST FOUNDATION  
Account number: UZ 00122 07

Your Financial Advisor:  
JEFFREY BATES  
208-726-7741/800-635-5310

Your assets ▸ **Equities** ▸ **Common stock** (continued)

Holding	Trade date	Number of shares	Purchase price/ Average price per share (\$)	Cost basis (\$)	Price per share on Dec 31 (\$)	Value on Dec 31 (\$)	Unrealized gain or loss (\$)	Holding period
	Mar 11, 13	51 000	16 399	836 36	12 980	661 98	-174 38	LT
	Apr 5, 13	67 000	15 625	1,046 91	12 980	869 66	-177 25	LT
	Oct 24, 13	92 000	16 548	2,699 30 <sup>2</sup>	12 980	1,194 16	-1,505 14	LT
	Jan 7, 14	263 000	16 596	4,364 83	12 980	3,413 74	-951 09	ST
	Oct 15, 14	10 000	17 427	174 27	12 980	129 80	-44 47	ST
	Nov 21, 14	64 000	16 718	1,926 17 <sup>2</sup>	12 980	830 72	-1,095 45	LT
	Dec 22, 14	54 000	13 150	1,131 17 <sup>2</sup>	12 980	700 92	-430 25	
Security total		887 000	18 973	16,828 90		11,513 26	-5,315 64	
NAVIENT CORP COM								
Symbol NAVI Exchange OTC								
EAI \$722 Current yield 2 78%								
	Dec 21, 12	79 000	10 693	844 79	21 610	1,707 19	862 40	LT
	Jan 15, 13	93 000	11 102	1,032 50	21 610	2,009 73	977 23	LT
	Mar 11, 13	69 000	12 279	847 28	21 610	1,491 09	643 81	LT
	Mar 18, 13	66 000	12 817	845 93	21 610	1,426 26	580 33	LT
	Apr 23, 13	18 000	12 881	231 87	21 610	388 98	157 11	LT
	May 8, 13	36 000	13 706	493 43	21 610	777 96	284 53	LT
	Jun 26, 13	48 000	14 575	699 60	21 610	1,037 28	337 68	LT
	Sep 9, 13	34 000	15 738	535 10	21 610	734 74	199 64	LT
	Jan 7, 14	273 000	16 605	4,533 23	21 610	5,899 53	1,366 30	ST
	Jan 21, 14	44 000	15 473	680 85	21 610	950 84	269 99	ST
	Jan 23, 14	51 000	14 915	760 71	21 610	1,102 11	341 40	ST
	May 21, 14	63 000	15 946	1,004 61	21 610	1,361 43	356 82	ST
	Jun 19, 14	66 000	17 173	1,133 42	21 610	1,426 26	292 84	ST
	Jun 27, 14	140 000	17 755	2,485 70	21 610	3,025 40	539 70	ST
	Oct 13, 14	82 000	17 572	1,440 94	21 610	1,772 02	331 08	ST
	Dec 22, 14	41 000	22 448	920 40	21 610	886 01	-34 39	ST
Security total		1,203 000	15 370	18,490 36		25,996 83	7,506 47	
NETAPP INC								
Symbol NTAP Exchange OTC								
EAI \$176 Current yield 1 59%								
	Jul 31, 14	79 000	38 793	3,064 72	41 450	3,274 55	209 83	ST
	Aug 14, 14	16 000	41 407	662 52	41 450	663 20	0 68	ST
	Aug 19, 14	14 000	40 867	572 14	41 450	580 30	8 16	ST

continued next page



ACCESS  
December 2014

Account name: SCOOB TRUST FOUNDATION  
Account number: UZ 00122 07

Your Financial Advisor:  
JEFFREY BATES  
208-726-7741/800-635-5310

Your assets ▸ **Equities** ▸ **Common stock** (continued)

Holding	Trade date	Number of shares	Purchase price/ Average price per share (\$)	Cost basis (\$)	Price per share on Dec 31 (\$)	Value on Dec 31 (\$)	Unrealized gain or loss (\$)	Holding period
	Aug 27, 14	88 000	41 558	3,657 17	41 450	3,647 60	-9 57	ST
	Sep 22, 14	15 000	42 957	644 36	41 450	621 75	-22 61	ST
	Dec 8, 14	48 000	42 736	2,051 36	41 450	1,989 60	-61 76	ST
	Dec 22, 14	7 000	42 820	299 74	41 450	290 15	-9 59	ST
Security total		267 000	41 019	10,952 01		11,067 15	115 14	
PENNEY J C CO INC (HLDG CO)								
Symbol JCP Exchange NYSE	Sep 4, 14	400 000	11 144	4,457 88	6 480	2,592 00	-1,865 88	ST
	Sep 16, 14	57 000	11 060	630 42	6 480	369 36	-261 06	ST
	Sep 22, 14	216 000	10 150	2,192 40	6 480	1,399 68	-792 72	ST
	Sep 30, 14	249 000	9 985	2,486 39	6 480	1,613 52	-872 87	ST
	Oct 3, 14	95 000	10 040	953 80	6 480	615 60	-338 20	ST
	Oct 7, 14	169 000	9 280	1,568 46	6 480	1,095 12	-473 34	ST
	Oct 9, 14	107 000	7 750	829 25	6 480	693 36	-135 89	ST
	Nov 13, 14	158 000	7 170	1,132 86	6 480	1,023 84	-109 02	ST
	Nov 25, 14	107 000	7 976	853 45	6 480	693 36	-160 09	ST
	Dec 22, 14	202 000	6 460	1,304 94	6 480	1,308 96	4 02	ST
Security total		1,760 000	9 324	16,409 85		11,404 80	-5,005 05	
PENTAIR PLC								
Symbol PNR Exchange NYSE	Dec 21, 12	57 000	48 273	2,751 57	66 420	3,785 94	1,034 37	LT
EAI \$337 Current yield 1 93%	Jan 15, 13	30 000	50 436	1,513 10	66 420	1,992 60	479 50	LT
	May 8, 13	19 000	55 551	1,055 48	66 420	1,261 98	206 50	LT
	Jul 3, 13	30 000	57 669	1,730 08	66 420	1,992 60	262 52	LT
	Jan 7, 14	74 000	76 790	5,682 46	66 420	4,915 08	-767 38	ST
	Apr 23, 14	53 000	75 222	3,986 78	66 420	3,520 26	-466 52	ST
Security total		263 000	63 572	16,719 47		17,468 46	748 99	
PEPSICO INC								
Symbol PEP Exchange NYSE	Aug 13, 12	2 000	71 930	143 86	94 560	189 12	45 26	LT
EAI \$1,140 Current yield 2 77%	Aug 16, 12	53 000	73 446	3,892 68	94 560	5,011 68	1,119 00	LT
	Dec 5, 12	14 000	69 650	975 10	94 560	1,323 84	348 74	LT
	Dec 28, 12	38 000	68 347	2,597 22	94 560	3,593 28	996 06	LT

continued next page



ACCESS  
December 2014

Account name: SCOOB TRUST FOUNDATION  
Account number: UZ 00122 07

Your Financial Advisor:  
JEFFREY BATES  
208-726-7741/800-635-5310

Your assets ▸ **Equities** ▸ **Common stock** (continued)

Holding	Trade date	Number of shares	Purchase price/ Average price per share (\$)	Cost basis (\$)	Price per share on Dec 31 (\$)	Value on Dec 31 (\$)	Unrealized gain or loss (\$)	Holding period
	Jan 15, 13	47 000	71 600	3,365 20	94 560	4,444 32	1,079 12	LT
	May 31, 13	5 000	81 086	405 43	94 560	472 80	67 37	LT
	Oct 30, 13	14 000	84 940	1,189 17	94 560	1,323 84	134 67	LT
	Nov 1, 13	43 000	84 536	3,635 05	94 560	4,066 08	431 03	LT
	Nov 29, 13	7 000	84 741	593 19	94 560	661 92	68 73	LT
	Jan 7, 14	125 000	83 667	10,458 44	94 560	11,820 00	1,361 56	ST
	Jan 31, 14	16 000	80 318	1,285 10	94 560	1,512 96	227 86	ST
	Apr 2, 14	71 000	82 823	5,880 50	94 560	6,713 76	833 26	ST
Security total		435 000	79 129	34,420 94		41,133 60	6,712 66	
PFIZER INC								
Symbol PFE Exchange NYSE								
EAI \$1,308 Current yield 3 60%								
	Jul 25, 11	6 000	19 840	119 04	31 150	186 90	67 86	LT
	Aug 9, 11	27 000	17 050	460 35	31 150	841 05	380 70	LT
	Aug 16, 12	346 000	24 056	8,323 55	31 150	10,777 90	2,454 35	LT
	Jan 15, 13	248 000	26 570	6,589 36	31 150	7,725 20	1,135 84	LT
	Jun 20, 13	53 000	28 727	1,522 54	31 150	1,650 95	128 41	LT
	Jan 7, 14	488 000	30 758	15,010 05	31 150	15,201 20	191 15	ST
Security total		1,168 000	27 419	32,024 89		36,383 20	4,358 31	
SEALED AIR CORP NEW								
Symbol SEE Exchange NYSE								
EAI \$461 Current yield 1 23%								
	Dec 24, 12	16 000	17 470	279 52	42 430	678 88	399 36	LT
	Dec 26, 12	20 000	17 660	353 20	42 430	848 60	495 40	LT
	Dec 27, 12	52 000	17 390	904 28	42 430	2,206 36	1,302 08	LT
	Dec 28, 12	1 000	17 160	17 16	42 430	42 43	25 27	LT
	Dec 31, 12	86 000	17 448	1,500 60	42 430	3,648 98	2,148 38	LT
	Jan 15, 13	87 000	18 270	1,589 49	42 430	3,691 41	2,101 92	LT
	Apr 3, 13	100 000	22 304	2,230 42	42 430	4,243 00	2,012 58	LT
	May 8, 13	32 000	22 810	729 92	42 430	1,357 76	627 84	LT
	Jun 21, 13	79 000	23 782	1,878 83	42 430	3,351 97	1,473 14	LT
	Aug 28, 13	6 000	28 206	169 24	42 430	254 58	85 34	LT
	Aug 30, 13	41 000	28 446	1,166 30	42 430	1,739 63	573 33	LT
	Sep 30, 13	62 000	27 443	1,701 51	42 430	2,630 66	929 15	LT

continued next page



ACCESS  
December 2014

Account name: SCOOB TRUST FOUNDATION  
Account number: UZ 00122 07

Your Financial Advisor:  
JEFFREY BATES  
208-726-7741/800-635-5310

Your assets › **Equities** › **Common stock** (continued)

Holding	Trade date	Number of shares	Purchase price/ Average price per share (\$)	Cost basis (\$)	Price per share on Dec 31 (\$)	Value on Dec 31 (\$)	Unrealized gain or loss (\$)	Holding period
	Jan 7, 14	266 000	33 866	9,008 44	42 430	11,286 38	2,277 94	ST
	Apr 2, 14	38 000	33 063	1,256 41	42 430	1,612 34	355 93	ST
Security total		886 000	25 717	22,785 32		37,592 98	14,807 66	
SLM CORP VTG								
Symbol SLM Exchange OTC	Jan 15, 13	25 000	6 218	155 45	10 190	254 75	99 30	LT
	Mar 11, 13	69 000	6 877	474 53	10 190	703 11	228 58	LT
	Mar 18, 13	66 000	7 178	473 77	10 190	672 54	198 77	LT
	Apr 23, 13	18 000	7 214	129 86	10 190	183 42	53 56	LT
	May 8, 13	36 000	7 676	276 35	10 190	366 84	90 49	LT
	Jun 26, 13	48 000	8 163	391 83	10 190	489 12	97 29	LT
	Sep 9, 13	34 000	8 814	299 69	10 190	346 46	46 77	LT
	Jan 7, 14	273 000	9 299	2,538 89	10 190	2,781 87	242 98	ST
	Jan 21, 14	44 000	8 666	381 31	10 190	448 36	67 05	ST
	Jan 23, 14	51 000	8 353	426 05	10 190	519 69	93 64	ST
	Jun 2, 14	399 000	8 748	3,490 53	10 190	4,065 81	575 28	ST
	Jun 19, 14	190 000	8 523	1,619 41	10 190	1,936 10	316 69	ST
	Jun 24, 14	248 000	8 358	2,072 96	10 190	2,527 12	454 16	ST
	Aug 19, 14	74 000	8 880	657 12	10 190	754 06	96 94	ST
	Sep 11, 14	123 000	8 917	1,096 84	10 190	1,253 37	156 53	ST
	Oct 13, 14	92 000	8 800	809 60	10 190	937 48	127 88	ST
	Dec 22, 14	80 000	10 060	804 80	10 190	815 20	10 40	ST
Security total		1,870 000	8 609	16,098 99		19,055 30	2,956 31	
STATE STREET CORP								
Symbol STT Exchange NYSE	Jan 18, 12	10 000	40 016	400 16	78 500	785 00	384 84	LT
EAI \$742 Current yield 1.53%	Feb 23, 12	13 000	40 708	529 21	78 500	1,020 50	491 29	LT
	Mar 30, 12	10 000	45 247	452 47	78 500	785 00	332 53	LT
	Aug 16, 12	124 000	41 646	5,164 13	78 500	9,734 00	4,569 87	LT
	Sep 12, 12	23 000	43 268	995 17	78 500	1,805 50	810 33	LT
	Oct 18, 12	19 000	44 706	849 43	78 500	1,491 50	642 07	LT
	Nov 6, 12	11 000	46 269	508 96	78 500	863 50	354 54	LT
	Dec 17, 12	43 000	46 130	1,983 59	78 500	3,375 50	1,391 91	LT

continued next page



ACCESS  
December 2014

Account name: SCOOB TRUST FOUNDATION  
Account number: UZ 00122 07

Your Financial Advisor:  
JEFFREY BATES  
208-726-7741/800-635-5310

Your assets ▸ **Equities** ▸ **Common stock** (continued)

Holding	Trade date	Number of shares	Purchase price/ Average price per share (\$)	Cost basis (\$)	Price per share on Dec 31 (\$)	Value on Dec 31 (\$)	Unrealized gain or loss (\$)	Holding period
	Jan 15, 13	111 000	50 810	5,639 92	78 500	8,713 50	3,073 58	LT
	Jan 16, 13	16 000	50 146	802 34	78 500	1,256 00	453 66	LT
	Jan 7, 14	202 000	75 077	15,165 74	78 500	15,857 00	691 26	ST
	Apr 25, 14	36 000	64 030	2,305 09	78 500	2,826 00	520 91	ST
Security total		618 000	56 305	34,796 21		48,513 00	13,716 79	
SYSCO CORP								
Symbol SYX Exchange NYSE								
EAI \$581 Current yield 3 02%								
	May 30, 14	95 000	37 438	3,556 62	39 690	3,770 55	213 93	ST
	Jun 5, 14	45 000	37 569	1,690 64	39 690	1,786 05	95 41	ST
	Jun 13, 14	26 000	37 016	962 44	39 690	1,031 94	69 50	ST
	Jun 16, 14	24 000	36 827	883 85	39 690	952 56	68 71	ST
	Jun 19, 14	24 000	37 145	891 50	39 690	952 56	61 06	ST
	Jun 24, 14	47 000	37 810	1,777 07	39 690	1,865 43	88 36	ST
	Aug 4, 14	64 000	36 037	2,306 43	39 690	2,540 16	233 73	ST
	Aug 19, 14	63 000	37 637	2,371 18	39 690	2,500 47	129 29	ST
	Sep 23, 14	58 000	36 916	2,141 17	39 690	2,302 02	160 85	ST
	Dec 22, 14	38 000	40 791	1,550 06	39 690	1,508 22	-41 84	ST
Security total		484 000	37 461	18,130 96		19,209 96	1,079 00	
TEREX CORP DELA NEW								
Symbol TEX Exchange NYSE								
EAI \$167 Current yield 0 72%								
	Jul 25, 11	64 000	24 254	1,552 31	27 880	1,784 32	232 01	LT
	Dec 16, 11	42 000	12 765	536 13	27 880	1,170 96	634 83	LT
	Dec 27, 11	6 000	13 430	80 58	27 880	167 28	86 70	LT
	May 9, 12	31 000	21 539	667 72	27 880	864 28	196 56	LT
	Aug 16, 12	192 000	21 716	4,169 57	27 880	5,352 96	1,183 39	LT
	Dec 21, 12	39 000	26 486	1,032 97	27 880	1,087 32	54 35	LT
	Jan 15, 13	130 000	28 804	3,744 57	27 880	3,624 40	-120 17	LT
	Jun 17, 13	3 000	28 670	86 01	27 880	83 64	-2 37	LT
	Jul 11, 13	44 000	28 581	1,257 60	27 880	1,226 72	-30 88	LT
	Jan 7, 14	275 000	39 836	10,954 90	27 880	7,667 00	-3,287 90	ST
	May 14, 14	8 000	40 205	321 64	27 880	223 04	-98 60	ST
Security total		834 000	29 261	24,404 00		23,251 92	-1,152 08	

continued next page



ACCESS  
December 2014

Account name: SCOOB TRUST FOUNDATION  
Account number: UZ 00122 07

Your Financial Advisor:  
JEFFREY BATES  
208-726-7741/800-635-5310

Your assets ▸ **Equities** ▸ **Common stock** (continued)

Holding	Trade date	Number of shares	Purchase price/ Average price per share (\$)	Cost basis (\$)	Price per share on Dec 31 (\$)	Value on Dec 31 (\$)	Unrealized gain or loss (\$)	Holding period
TEXTRON INC								
Symbol TXT Exchange NYSE								
EAI \$96 Current yield 0 19%	Jul 25, 11	103 000	24 817	2,556 25	42 110	4,337 33	1,781 08	LT
	Jul 29, 11	15 000	23 237	348 56	42 110	631 65	283 09	LT
	Dec 30, 11	42 000	18 606	781 47	42 110	1,768 62	987 15	LT
	Apr 18, 12	30 000	26 190	785 72	42 110	1,263 30	477 58	LT
	Jul 30, 12	8 000	26 037	208 30	42 110	336 88	128 58	LT
	Aug 16, 12	261 000	27 036	7,056 53	42 110	10,990 71	3,934 18	LT
	Jan 15, 13	247 000	26 360	6,510 92	42 110	10,401 17	3,890 25	LT
	Jan 17, 13	24 000	26 772	642 53	42 110	1,010 64	368 11	LT
	May 8, 13	66 000	26 637	1,758 08	42 110	2,779 26	1,021 18	LT
	Jan 7, 14	408 000	35 630	14,537 04	42 110	17,180 88	2,643 84	ST
Security total		1,204 000	29 224	35,185 40		50,700 44	15,515 04	
TRAVELERS COS INC/THE								
Symbol TRV Exchange NYSE								
EAI \$869 Current yield 2 08%	Feb 8, 11	29 000	57 827	1,677 01	105 850	3,069 65	1,392 64	LT
	Jul 25, 11	60 000	56 640	3,398 40	105 850	6,351 00	2,952 60	LT
	Aug 16, 12	102 000	64 106	6,538 86	105 850	10,796 70	4,257 84	LT
	Jan 15, 13	69 000	75 586	5,215 49	105 850	7,303 65	2,088 16	LT
	Jan 7, 14	126 000	88 217	11,115 41	105 850	13,337 10	2,221 69	ST
	Mar 31, 14	8 000	84 690	677 52	105 850	846 80	169 28	ST
	Jul 22, 14	1 000	91 190	91 19	105 850	105 85	14 66	ST
Security total		395 000	72 693	28,713 88		41,810 75	13,096 87	
TYCO INTL PLC								
Symbol TYC Exchange NYSE								
EAI \$446 Current yield 1 64%	Dec 3, 12	5 000	27 920	139 60	43 860	219 30	79 70	LT
	Dec 21, 12	25 000	29 285	732 13	43 860	1,096 50	364 37	LT
	Jan 15, 13	79 000	30 460	2,406 34	43 860	3,464 94	1,058 60	LT
	Mar 28, 13	56 000	31 426	1,759 91	43 860	2,456 16	696 25	LT
	Jun 19, 13	97 000	33 730	3,271 90	43 860	4,254 42	982 52	LT
	Jun 28, 13	36 000	32 719	1,177 90	43 860	1,578 96	401 06	LT
	Jul 15, 13	38 000	35 669	1,355 44	43 860	1,666 68	311 24	LT
	Jan 7, 14	230 000	40 927	9,413 33	43 860	10,087 80	674 47	ST

continued next page



ACCESS  
December 2014

Account name: SCOOB TRUST FOUNDATION  
Account number: UZ 00122 07

Your Financial Advisor:  
JEFFREY BATES  
208-726-7741/800-635-5310

Your assets ▸ **Equities** ▸ **Common stock** (continued)

Holding	Trade date	Number of shares	Purchase price/ Average price per share (\$)	Cost basis (\$)	Price per share on Dec 31 (\$)	Value on Dec 31 (\$)	Unrealized gain or loss (\$)	Holding period
	Apr 25, 14	54 000	41 429	2,237 19	43 860	2,368 44	131 25	ST
Security total		620 000	36 280	22,493 74		27,193 20	4,699 46	
VALERO ENERGY CORP NEW								
Symbol VLO Exchange NYSE								
EAI \$359 Current yield 2 22%								
	Aug 16, 12	69 000	26 531	1,830 70	49 500	3,415 50	1,584 80	LT
	Jan 15, 13	90 000	32 579	2,932 13	49 500	4,455 00	1,522 87	LT
	Jan 7, 14	167 000	50 670	8,461 89	49 500	8,266 50	-195 39	ST
Security total		326 000	40 567	13,224 72		16,137 00	2,912 28	
WSTN DIGITAL CORP								
Symbol WDC Exchange OTC								
EAI \$547 Current yield 1 44%								
	Aug 16, 12	21 000	45 400	953 40	110 700	2,324 70	1,371 30	LT
	Aug 28, 12	28 000	43 652	1,222 28	110 700	3,099 60	1,877 32	LT
	Sep 14, 12	20 000	40 968	819 37	110 700	2,214 00	1,394 63	LT
	Sep 21, 12	17 000	40 302	685 15	110 700	1,881 90	1,196 75	LT
	Oct 23, 12	24 000	34 789	834 94	110 700	2,656 80	1,821 86	LT
	Nov 14, 12	18 000	34 198	615 57	110 700	1,992 60	1,377 03	LT
	Dec 21, 12	11 000	41 454	456 00	110 700	1,217 70	761 70	LT
	Jan 15, 13	49 000	44 890	2,199 61	110 700	5,424 30	3,224 69	LT
	Mar 22, 13	26 000	47 731	1,241 02	110 700	2,878 20	1,637 18	LT
	May 8, 13	12 000	59 016	708 20	110 700	1,328 40	620 20	LT
	Jan 7, 14	116 000	85 615	9,931 34	110 700	12,841 20	2,909 86	ST
Security total		342 000	57 505	19,666 88		37,859 40	18,192 52	
<b>Total</b>				<b>\$1,217,899.00</b>		<b>\$1,511,655.03</b>	<b>\$293,756.10</b>	

Total estimated annual income: \$29,631

<sup>2</sup> Value has been adjusted to include the amount of the disallowed loss as a result of a Wash Sale transaction

Sold (7886.01) pg. 18 (10155.52)  
1,210,012.99 1,501,499.51



ACCESS  
December 2014

Account name: THE SCOOB TRUST FOUNDATION  
Account number: UZ 00126 07

Your Financial Advisor:  
JEFFREY BATES  
208-726-7741/800-635-5310

## Your assets

Some prices, income and current values shown may be approximate. As a result, gains and losses may not be accurately reflected. See *Important information about your statement* at the end of this document for more information.

### Cash

#### Cash and money balances

Cash and money balances may include available cash balances, UBS Bank USA deposit account balances, UBS AG Stamford Branch deposit account balances and money market mutual fund sweep balances.

UBS Bank USA deposit account balances are insured by the FDIC within applicable limits, but are not protected by SIPC. UBS AG Stamford Branch deposit account balances are not insured by FDIC and are not protected by SIPC. Money market sweep balances are protected by SIPC but are not insured by the FDIC. See the *Important information about your statement* at the end of this document for details about those balances.

Holding	Opening balance on Dec 1 (\$)	Closing balance on Dec 31 (\$)	Price per share on Dec 31 (\$)	Average rate	Dividend/interest period	Days in period	Cap amount (\$)
Cash	74.88	0.00					
UBS BANK USA DEP ACCT	11,462.51	4,075.22					250,000.00
<b>Total</b>	<b>\$11,537.39</b>	<b>\$4,075.22</b>					

### Equities

#### Common stock

Holding	Trade date	Number of shares	Purchase price/ Average price per share (\$)	Cost basis (\$)	Price per share on Dec 31 (\$)	Value on Dec 31 (\$)	Unrealized gain or loss (\$)	Holding period
ABB LTD SPON ADR								
Symbol ABB Exchange NYSE								
EAI \$42 Current yield 3.61%	Jan 7, 14	55,000	25.780	1,417.90	21.150	1,163.25	-254.65	ST
ACCOR SA ADR								
Symbol ACRY Exchange OTC								
EAI \$17 Current yield 1.71%	Jan 21, 14	26,000	9.629	250.37	8.860	230.36	-20.01	ST
	Feb 26, 14	86,000	10.101	868.74	8.860	761.96	-106.78	ST
Security total		112,000	9.992	1,119.11		992.32	-126.79	
AKZO NOBEL NV ADR								
Symbol AKZOY Exchange OTC								
EAI \$31 Current yield 2.30%	Oct 15, 14	59,000	20.325	1,199.22	22.800	1,345.20	145.98	ST

*continued next page*



ACCESS  
December 2014

Account name: THE SCOOB TRUST FOUNDATION  
Account number: UZ 00126 07

Your Financial Advisor:  
JEFFREY BATES  
208-726-7741/800-635-5310

Your assets ▸ **Equities** ▸ **Common stock** (continued)

Holding	Trade date	Number of shares	Purchase price/ Average price per share (\$)	Cost basis (\$)	Price per share on Dec 31 (\$)	Value on Dec 31 (\$)	Unrealized gain or loss (\$)	Holding period
ALLIANZ SE ADR Symbol AZSEY Exchange OTC EAI \$43 Current yield 3.24%	Jan 7, 14	80 000	17 759	1,420 72	16 570	1,325 60	-95 12	ST
ANHEUSER BUSCH INBEV SPON ADR Symbol BUD Exchange NYSE EAI \$40 Current yield 2.37%	Jan 7, 14	15 000	104 120	1,561 80	112 320	1,684 80	123 00	ST
ARM HOLDINGS PLC SPON ADR Symbol ARMH Exchange OTC EAI \$5 Current yield 0.54%	Oct 15, 14	20 000	39 999	799 99	46 300	926 00	126 01	ST
ASML HLDG NV GDR EUR Symbol ASML Exchange OTC EAI \$8 Current yield 0.67% EUR Exchange rate 0.82641	Apr 25, 14	11 000	82 330	905 63	107 830	1,186 13	280 50	ST
ASTELLAS PHARMA INC ADR Symbol ALPMY Exchange OTC EAI \$20 Current yield 1.42%	Jan 7, 14	101 000	11 805	1,192 37	13 961	1,410 06	217 69	ST
AXA ADR Symbol AXAHY Exchange OTC EAI \$50 Current yield 2.80%	Jan 7, 14	48 000	27 623	1,325 91	22 890	1,098 72	-227 19	ST
BARCLAYS PLC ADR Symbol BCS Exchange NYSE EAI \$50 Current yield 2.80%	Feb 14, 14	119 000	17 049	2,028 85	15 010	1,786 19	-242 66	ST
BASF SE SPON ADR Symbol BASFY Exchange OTC EAI \$41 Current yield 3.28%	Oct 15, 14	15 000	83 750	1,256 25	83 390	1,250 85	-5 40	ST
BAYER A G SPON ADR Symbol BAYRY Exchange OTC EAI \$23 Current yield 1.53%	Jan 7, 14	11 000	137 990	1,517 89	136 840	1,505 24	-12 65	ST
BG GROUP PLC SPON ADR Symbol BRGYY Exchange OTC EAI \$44 Current yield 2.26%	Jan 7, 14	146 000	21 700	3,168 20	13 360	1,950 56	-1,217 64	ST
BHP BILLITON LTD SPON ADR Symbol BHP Exchange NYSE EAI \$102 Current yield 5.13%	Jan 7, 14	42 000	66 146	2,778 16	47 320	1,987 44	-790 72	ST

*continued next page*



ACCESS  
December 2014

Account name: THE SCOOB TRUST FOUNDATION  
Account number: UZ 00126 07

Your Financial Advisor:  
JEFFREY BATES  
208-726-7741/800-635-5310

Your assets ▸ **Equities** ▸ **Common stock** (continued)

Holding	Trade date	Number of shares	Purchase price/ Average price per share (\$)	Cost basis (\$)	Price per share on Dec 31 (\$)	Value on Dec 31 (\$)	Unrealized gain or loss (\$)	Holding period
BNP PARIBAS SA ADR								
Symbol BNPQY Exchange OTC								
EAI \$36 Current yield 2.40%	Jul 23, 14	23 000	33 146	762 38	29 380	675 74	-86 64	ST
	Sep 3, 14	28 000	34 814	974 80	29 380	822 64	-152 16	ST
Security total		51 000	34 062	1,737 18		1,498 38	-238 80	
BRITISH AMER TOBACCO PLC GB								
SPON ADR								
Symbol BTI Exchange AMEX								
EAI \$58 Current yield 4.48%	Jan 7, 14	12 000	104 370	1,252 44	107 820	1,293.84	41 40	ST
BURBERRY GROUP PLC SPON ADR								
Symbol BURBY Exchange OTC								
EAI \$24 Current yield 2.07%	Jan 7, 14	23 000	48 800	1,122 40	50 420	1,159 66	37 26	ST
CENTRICA PLC NEW 2004 SPON ADR								
Symbol CPYYY Exchange OTC								
EAI \$38 Current yield 6.48%	Jan 7, 14	34 000	22 400	761 60	17 260	586 84	-174 76	ST
CHEUNG KONG HOLDINGS LTD ADR								
HONG KONG ADR								
Symbol CHEUY Exchange OTC								
EAI \$42 Current yield 2.39%	Jan 7, 14	105 000	15 570	1,634 85	16 720	1,755 60	120 75	ST
CHINA CONSTR BK CORP ADR								
Symbol CICHY Exchange OTC								
EAI \$31 Current yield 4.96%	Jan 7, 14	38 000	14 317	544 08	16 450	625 10	81 02	ST
CNOOC LTD SPON ADR								
Symbol CEO Exchange NYSE								
EAI \$33 Current yield 4.87%	Jan 7, 14	5 000	176 770	883 85	135 440	677 20	-206 65	ST
COMPAGNIE FINANCIERE RICHEMONT								
AG ADR								
Symbol CFRUY Exchange OTC								
EAI \$11 Current yield 0.95%	Jan 7, 14	130 000	9 550	1,241 50	8 870	1,153 10	-88 40	ST
CREDIT SUISSE GROUP SPON ADR								
Symbol CS Exchange NYSE								
EAI \$42 Current yield 3.16%	Sep 3, 14	53 000	28 558	1,513 58	25 080	1,329 24	-184 34	ST

*continued next page*



ACCESS  
December 2014

Account name: THE SCOOB TRUST FOUNDATION  
Account number: UZ 00126 07

Your Financial Advisor:  
JEFFREY BATES  
208-726-7741/800-635-5310

Your assets ▸ **Equities** ▸ **Common stock** (continued)

Holding	Trade date	Number of shares	Purchase price/ Average price per share (\$)	Cost basis (\$)	Price per share on Dec 31 (\$)	Value on Dec 31 (\$)	Unrealized gain or loss (\$)	Holding period
DBS GROUP HLDGS LTD SPON ADR Symbol DBSDY Exchange OTC EAI \$36 Current yield 2.89%	Jan 7, 14	20 000	53.900	1,078.00	62.230	1,244.60	166.60	ST
DIAGEO PLC NEW GB SPON ADR Symbol DEO Exchange NYSE EAI \$27 Current yield 2.96%	Jan 7, 14	8 000	129.460	1,035.68	114.090	912.72	-122.96	ST
EAST JAPAN RAILWAY CO ADR Symbol EJPRY Exchange OTC EAI \$11 Current yield 1.05%	Jan 7, 14	83 000	13.030	1,081.49	12.610	1,046.63	-34.86	ST
ESSILOR INTL SPON ADR Symbol ESLOY Exchange OTC EAI \$4 Current yield 0.80%	Jan 7, 14	9 000	53.346	480.12	55.635	500.71	20.59	ST
FANUC CORP ADR Symbol FANUY Exchange OTC EAI \$12 Current yield 1.04%	Jan 7, 14	42 000	29.590	1,242.78	27.530	1,156.26	-86.52	ST
FRESENIUS MEDICAL CARE AG & CO KGAA SPON ADR Symbol FMS Exchange NYSE EAI \$8 Current yield 0.94%	Jan 7, 14	23 000	34.840	801.32	37.140	854.22	52.90	ST
HANG LUNG PROPERTIES LTD SPON ADR Symbol HLPY Exchange OTC EAI \$24 Current yield 3.23%	Jan 7, 14	53 000	14.920	790.76	14.010	742.53	-48.23	ST
HONDA MOTOR CO ADR JAPAN ADR Symbol HMC Exchange NYSE EAI \$30 Current yield 2.36%	Jan 7, 14	34 000	40.640	1,381.76	29.520	1,003.68	-378.08	ST
	Dec 18, 14	9 000	30.132	333.57 <sup>2</sup>	29.520	265.68	-67.89	LT
Security total		43 000	39.891	1,715.33		1,269.36	-445.97	
HSBC HOLDINGS PLC NEW GB SPON ADR Symbol HSBC Exchange NYSE EAI \$137 Current yield 5.18%	Jan 7, 14	56 000	55.480	3,106.88	47.230	2,644.88	-462.00	ST

*continued next page*



ACCESS  
December 2014

Account name: THE SCOOB TRUST FOUNDATION  
Account number: UZ 00126 07

Your Financial Advisor:  
JEFFREY BATES  
208-726-7741/800-635-5310

Your assets ▸ **Equities** ▸ **Common stock** (continued)

Holding	Trade date	Number of shares	Purchase price/ Average price per share (\$)	Cost basis (\$)	Price per share on Dec 31 (\$)	Value on Dec 31 (\$)	Unrealized gain or loss (\$)	Holding period
IMPERIAL TOBACCO GROUP PLC SPON ADR								
Symbol ITYBY Exchange OTC EAI \$41 Current yield 4.69%	Jan 7, 14	10 000	76.280	762.80	87.500	875.00	112.20	ST
INDUSTRIAL & COML BK CHINA ADR								
Symbol IDCBY Exchange OTC EAI \$36 Current yield 4.83%	Jan 7, 14	51 000	12.720	648.72	14.600	744.60	95.88	ST
ING GROEP N V NL SPON ADR								
Symbol ING Exchange NYSE	Jan 7, 14	55 000	14.056	773.10	12.970	713.35	-59.75	ST
	Sep 3, 14	70 000	14.047	983.35	12.970	907.90	-75.45	ST
Security total		125 000	14.052	1,756.45		1,621.25	-135.20	
KDDI CORP ADR								
Symbol KDDIY Exchange OTC EAI \$19 Current yield 1.69%	Mar 18, 14	71 000	14.006	994.48	15.800	1,121.80	127.32	ST
KOMATSU LTD SPON ADR NEW								
Symbol KMTUY Exchange OTC EAI \$21 Current yield 1.90%	Jan 7, 14	50 000	19.828	991.40	22.150	1,107.50	116.10	ST
KUBOTA CORP ADR JAPAN ADR								
Symbol KUBTY Exchange OTC EAI \$22 Current yield 1.60%	Jan 7, 14	19 000	80.650	1,532.35	72.460	1,376.74	-155.61	ST
LAFARGE NEW SPON ADR								
Symbol LFRGY Exchange OTC EAI \$14 Current yield 1.25%	Jan 7, 14	64 000	18.506	1,184.44	17.440	1,116.16	-68.28	ST
LVMH MOET HENNESSY LOUIS NEW ADR								
Symbol LVMUY Exchange OTC EAI \$27 Current yield 1.78%	Jan 7, 14	11 000	34.799	382.79	34.435	378.79	-4.00	ST
	Jan 17, 14	33 000	34.381	1,134.59	34.435	1,136.36	1.77	ST
Security total		44 000	34.486	1,517.38		1,515.14	-2.23	
MAKITA CORP ADR JAPAN ADR								
Symbol MKTAY Exchange OTC EAI \$16 Current yield 1.69%	Oct 15, 14	21 000	50.310	1,056.53	45.050	946.05	-110.48	ST

continued next page



ACCESS  
December 2014

Account name: THE SCOOB TRUST FOUNDATION  
Account number: UZ 00126 07

Your Financial Advisor:  
JEFFREY BATES  
208-726-7741/800-635-5310

Your assets ▸ **Equities** ▸ **Common stock** (continued)

Holding	Trade date	Number of shares	Purchase price/ Average price per share (\$)	Cost basis (\$)	Price per share on Dec 31 (\$)	Value on Dec 31 (\$)	Unrealized gain or loss (\$)	Holding period
MARKS & SPENCER GROUP INC SPON ADR								
Symbol MAKSY Exchange OTC								
EAI \$40 Current yield 4.94%	Jan 7, 14	49 000	14 444	707 80	14 720	721 28	13 48	ST
	Jan 17, 14	6 000	16 008	96 05	14 720	88 32	-7 73	ST
Security total		55 000	14 615	803 85		809 60	5 75	
MITSUBISHI CORP SPONS ADR ADR								
Symbol MSBHY Exchange OTC								
EAI \$17 Current yield 3.30%	Jan 7, 14	14 000	38 380	537 32	36 762	514 66	-22 66	ST
MITSUBISHI ESTATE LTD ADR ADR								
Symbol MITEY Exchange OTC								
EAI \$4 Current yield 0.33%	Jan 7, 14	57 000	29 342	1,672 50	21 090	1,202 13	-470 37	ST
NESTLE S A SPONSORED ADR								
REPSTG REG SHS SWITZ ADR								
Symbol NSRGY Exchange OTC								
EAI \$71 Current yield 2.78%	Jan 7, 14	35 000	73 330	2,566 55	72 950	2,553 25	-13 30	ST
NIDEC CORP ADR								
Symbol NJ Exchange NYSE								
EAI \$7 Current yield 0.98%	Jan 7, 14	44 000	12 245	538 78	16 210	713 24	174 46	ST
NITTO DENKO CORP UNSPONS ADR								
Symbol NDEKY Exchange OTC								
EAI \$15 Current yield 1.28%	Jan 7, 14	42 000	21 190	889 98	27 967	1,174 61	284 63	ST
NOVARTIS AG SPON ADR								
Symbol NVS Exchange NYSE								
EAI \$63 Current yield 2.52%	Jan 7, 14	27 000	79 526	2,147 22	92 660	2,501 82	354 60	ST
NOVO NORDISK ADR DENMARK ADR								
Symbol NVO Exchange NYSE								
	Jan 7, 14	22 000	37 591	827 02	42 320	931 04	104 02	ST
PING AN INSURANCE (GROUP) CO OF CHINA LTD REPSTG 20 H SHS SPON ADR								
Symbol PNGAY Exchange OTC								
EAI \$7 Current yield 0.93%	Jan 7, 14	37 000	17 010	629 37	20 390	754 43	125 06	ST

*continued next page*



ACCESS  
December 2014

Account name: THE SCOOB TRUST FOUNDATION  
Account number: UZ 00126 07

Your Financial Advisor:  
JEFFREY BATES  
208-726-7741/800-635-5310

Your assets ▸ **Equities** ▸ **Common stock** (continued)

Holding	Trade date	Number of shares	Purchase price/ Average price per share (\$)	Cost basis (\$)	Price per share on Dec 31 (\$)	Value on Dec 31 (\$)	Unrealized gain or loss (\$)	Holding period
PRUDENTIAL PLC ADR UNITED KINGDOM Symbol PUK Exchange NYSE EAI \$56 Current yield 2 53%	Jan 7, 14	48 000	44 320	2,127 36	46 170	2,216 16	88 80	ST
RIO TINTO PLC SPON ADR Symbol RIO Exchange NYSE EAI \$115 Current yield 4 38%	Jan 7, 14	57 000	52 305	2,981 41	46 060	2,625 42	-355 99	ST
ROCHE HLDG LTD SPONS ADR SWITZ ADR Symbol RHHBY Exchange OTC EAI \$62 Current yield 2 68%	Jan 7, 14	68 000	34 990	2,379 32	33 990	2,311 32	-68 00	ST
ROYAL DUTCH SHELL PLC CL A SPON ADR Symbol RDS A Exchange NYSE EAI \$150 Current yield 4 77%	Jan 7, 14	47 000	70 840	3,329 48	66 950	3,146 65	-182 83	ST
SANOFI SPON ADR Symbol SNY Exchange NYSE EAI \$58 Current yield 2 89%	Jan 7, 14	44 000	51 866	2,282 13	45 610	2,006 84	-275 29	ST
SAP SE SPON ADR Symbol SAP Exchange NYSE EAI \$48 Current yield 2 55%	Jan 7, 14	27 000	83 930	2,266 11	69 650	1,880 55	-385 56	ST
SCHNEIDER ELEC SE UNSPONSORED ADR Symbol SBGSY Exchange OTC EAI \$26 Current yield 2 10%	Jan 7, 14 May 8, 14	24 000 62 000	16 757 18 973	402 19 1,176 34	14 410 14 410	345 84 893 42	-56 35 -282 92	ST ST
Security total		86 000	18 355	1,578 53		1,239 26	-339 27	
SHIN ETSU CHEM CO LTD ADR Symbol SHECY Exchange OTC EAI \$15 Current yield 1 11%	Jan 7, 14	83 000	14 350	1,191 05	16 230	1,347 09	156 04	ST
SUMITOMO MITSUI FINANCIAL SPON ADR Symbol SMFG Exchange NYSE EAI \$41 Current yield 2 71%	May 27, 14	145 000	8 056	1,168 22	7 280	1,055 60	-112 62	ST

continued next page



ACCESS  
December 2014

Account name: THE SCOOB TRUST FOUNDATION  
Account number: UZ 00126 07

Your Financial Advisor:  
JEFFREY BATES  
208-726-7741/800-635-5310

Your assets ▸ **Equities** ▸ **Common stock** (continued)

Holding	Trade date	Number of shares	Purchase price/ Average price per share (\$)	Cost basis (\$)	Price per share on Dec 31 (\$)	Value on Dec 31 (\$)	Unrealized gain or loss (\$)	Holding period
Security total	Dec 19, 14	63 000	7 273	494 26 <sup>2</sup>	7 280	458.64	-35 62	ST
Security total		208 000	7 993	1,662 48		1,514 24	-148 24	
TAIWAN SEMICONDUCTOR MFG CO LTD ADR								
Symbol TSM Exchange NYSE								
EAI \$19 Current yield 1 77%	Jan 7, 14	48 000	16 879	810 23	22 380	1,074 24	264 01	ST
TECHNIP SA NEW SPON ADR								
Symbol TKPPY Exchange OTC								
EAI \$25 Current yield 3 60%	Jan 7, 14	47 000	23 897	1,123 19	14 795	695 36	-427 83	ST
TEVA PHARMACEUTICALS IND LTD ISRAEL ADR								
Symbol TEVA Exchange OTC								
EAI \$30 Current yield 2 01%	Jan 7, 14	26 000	41 120	1,069 12	57 510	1,495 26	426 14	ST
TOYOTA MOTOR CORP NEW JAPAN SPON ADR								
Symbol TM Exchange NYSE								
EAI \$61 Current yield 2 31%	Jan 7, 14	21 000	120 310	2,526 51	125 480	2,635 08	108 57	ST
TULLOW OIL PLC ADR								
Symbol TUWOY Exchange OTC								
EAI \$10 Current yield 2 63%	Jan 7, 14	119 000	6 900	821 10	3 190	379 61	-441 49	ST
UNILEVER NV N Y SHS NEW NETHERLANDS SPON SPON ADR								
Symbol UN Exchange NYSE								
EAI \$47 Current yield 3 25%	Jan 7, 14	37 000	39 520	1,462 24	39 040	1,444 48	-17 76	ST
VODAFONE GROUP PLC SPON ADR								
Symbol VOD Exchange OTC								
EAI \$117 Current yield 5 27%	Jan 7, 14	7 000	71 124	497 87	34 170	239 19	-258 68	ST
	Jul 16, 14	42 000	33 547	1,408 98	34 170	1,435 14	26 16	ST
	Dec 18, 14	16 000	35 155	820 04 <sup>2</sup>	34 170	546 72	-273 32	LT
Security total		65 000	41 952	2,726 89		2,221 05	-505 84	
WPP PLC NEW SPON ADR								
Symbol WPPGY Exchange OTC								
EAI \$35 Current yield 2 80%	Jan 7, 14	12 000	112 070	1,344 84	104 100	1,249 20	-95 64	ST

continued next page



ACCESS  
December 2014

Account name: THE SCOOB TRUST FOUNDATION  
Account number: UZ 00126 07

Your Financial Advisor:  
JEFFREY BATES  
208-726-7741/800-635-5310

Your assets ▸ **Equities** ▸ **Common stock** (continued)

Holding	Trade date	Number of shares	Purchase price/ Average price per share (\$)	Cost basis (\$)	Price per share on Dec 31 (\$)	Value on Dec 31 (\$)	Unrealized gain or loss (\$)	Holding period
WYNN MACAU LTD UNSPON ADR								
Symbol WYNMY Exchange OTC								
EAI \$74 Current yield 7.34%	May 8, 14	27 000	37 836	1,021 58	27 990	755 73	-265 85	ST
	Jul 23, 14	9 000	39 810	358 29	27 990	251 91	-106 38	ST
Security total		36 000	38 330	1,379 87		1,007 64	-372 23	
ZURICH INS GROUP LTD SPON ADR								
Symbol ZURVY Exchange OTC								
	Jan 7, 14	41 000	28 702	1,176 82	31 200	1,279 20	102 38	ST
<b>Total</b>				<b>\$99,011.66</b>		<b>\$93,410.90</b>	<b>-\$5,600.75</b>	

Total estimated annual income: **\$2,479**

<sup>2</sup> Value has been adjusted to include the amount of the disallowed loss as a result of a Wash Sale transaction

## Fixed income

### Preferred securities

Holding	Trade date	Number of shares	Purchase price/ per share (\$)	Cost basis (\$)	Price per share on Dec 31 (\$)	Value on Dec 31 (\$)	Unrealized gain or loss (\$)	Holding period
HENKEL AG & CO KGAA PFD SPON ADR								
Symbol HENGY Exchange OTC								
EAI \$10 Current yield 1.17%	Jan 7, 14	8 000	112 820	902 56	106 780	854 24	-48 32	ST
VOLKSWAGEN A G REPSTG PREF DM 50 PAR PREFERRED SPON ADR								
Symbol VLKPY Exchange OTC								
EAI \$29 Current yield 1.83%	Jan 7, 14	36 000	54 490	1,961 64	44 020	1,584 72	-376 92	ST
<b>Total</b>				<b>\$2,864.20</b>		<b>\$2,438.96</b>	<b>-\$425.24</b>	

Total estimated annual income: **\$39**



ACCESS  
December 2014

Account name: THE SCOOB TRUST FOUNDATION  
Account number: UZ 00126 07

Your Financial Advisor:  
JEFFREY BATES  
208-726-7741/800-635-5310

Your assets (continued)

### Your total assets

		Value on Dec 31 (\$)	Percentage of your account	Cost basis (\$)	Estimated annual income (\$)	Unrealized gain or loss (\$)
<b>Cash</b>	<b>Cash and money balances</b>	<b>4,075.22</b>	<b>4.08%</b>	<b>4,075.22</b>		
<b>Equities</b>	<b>Common stock</b>	<b>93,410.90</b>	<b>93.48%</b>	<b>99,011.66</b>	<b>2,479.00</b>	<b>-5,600.75</b>
<b>Fixed income</b>	<b>Preferred securities</b>	<b>2,438.96</b>	<b>2.44%</b>	<b>2,864.20</b>	<b>39.00</b>	<b>-425.24</b>
<b>Total</b>		<b>\$99,925.08</b>	<b>100.00%</b>	<b>\$105,951.08</b>	<b>\$2,518.00</b>	<b>-\$6,025.99</b>

### Account activity this month

	Date	Activity	Description	Amount (\$)
<b>Dividend and interest income</b>				
<i>Taxable dividends</i>				
	Dec 2	Foreign Dividend	TEVA PHARMACEUTICALS IND LTD ISRAEL ADR PAID ON CUSIP 881624209 148	46 94
	Dec 3	Foreign Dividend	SHIN ETSU CHEM CO LTD ADR PAID ON CUSIP 824551105 512	54 39
	Dec 4	Foreign Dividend	AKZO NOBEL NV ADR PAID ON CUSIP 010199305 333	45 55
	Dec 5	Foreign Dividend	HONDA MOTOR CO ADR JAPAN ADR PAID ON CUSIP 438128308 174	32 23
	Dec 8	Foreign Dividend	KUBOTA CORP ADR JAPAN ADR PAID ON CUSIP 501173207 112	56 74
	Dec 8	Foreign Dividend	NIDEC CORP ADR PAID ON CUSIP 654090109 242	15 33
	Dec 8	Foreign Dividend	TOYOTA MOTOR CORP NEW JAPAN SPON ADR PAID ON CUSIP 892331307 122	154 11
	Dec 9	Foreign Dividend	SUMITOMO MITSUI FINANCIAL SPON ADR PAID ON CUSIP 86562M209 704	70 30
	Dec 10	Foreign Dividend	HSBC HOLDINGS PLC NEW GB SPON ADR PAID ON CUSIP 404280406 277	138 50
	Dec 10	Foreign Dividend	UNILEVER NV N Y SHS NEW NETHERLANDS SPON ADR PAID ON CUSIP 904784709 203	73 83
	Dec 11	Foreign Dividend	MTSUBISHI CORP SPONS ADR ADR PAID ON CUSIP 606769305 202	135 87
	Dec 12	Foreign Dividend	BARCLAYS PLC ADR PAID ON CUSIP 06738E204 651	40 68

continued next page



ACCESS  
December 2014

Account name: THE SCOOB TRUST FOUNDATION  
Account number: UZ 00127 07

Your Financial Advisor:  
JEFFREY BATES  
208-726-7741/800-635-5310

## Your assets

Some prices, income and current values shown may be approximate. As a result, gains and losses may not be accurately reflected. See *Important information about your statement* at the end of this document for more information.

### Cash

#### Cash and money balances

Cash and money balances may include available cash balances, UBS Bank USA deposit account balances, UBS AG Stamford Branch deposit account balances and money market mutual fund sweep balances.

UBS Bank USA deposit account balances are insured by the FDIC within applicable limits, but are not protected by SIPC. UBS AG Stamford Branch deposit account balances are not insured by FDIC and are not protected by SIPC. Money market sweep balances are protected by SIPC but are not insured by the FDIC. See the *Important information about your statement* at the end of this document for details about those balances.

Holding	Opening balance on Dec 1 (\$)	Closing balance on Dec 31 (\$)	Price per share on Dec 31 (\$)	Average rate	Dividend/Interest period	Days in period	Cap amount (\$)
UBS BANK USA DEP ACCT	14,938.61	7,666.23					250,000.00

### Fixed income

#### Corporate bonds and notes

Prices are obtained from independent quotation bureaus that use computerized valuation formulas to calculate current values. Actual market values may vary and thus gains/losses may not be accurately reflected. Cost basis has been adjusted for accreted original issue discount (OID). Cost basis has been

automatically adjusted for amortization of bond premium using the constant yield method. If you have made a tax election to deduct the premium amortization on taxable debt securities, you may request UBS adjust cost basis for the bond premium amortization.

Holding	Trade date	Total face value at maturity (\$)	Purchase price (\$)	Adjusted cost basis (\$)	Price on Dec 31 (\$)	Value on Dec 31 (\$)	Unrealized gain or loss (\$)	Holding period
AMERICAN EXPRESS CRD CORP NTS RATE 02.375% MATURES 03/24/17 ACCRUED INTEREST \$102.38 CUSIP 0258MODD8 Moody A2 S&P A- EAI \$380 Current yield 2.32%								
Original cost basis \$13,519.35	Feb 06, 13	13,000.000	102.180	13,283.50	102.265	13,294.45	10.95	LT
Original cost basis \$3,091.44	Jan 07, 14	3,000.000	102.126	3,063.80	102.265	3,067.95	4.15	ST
Security total		16,000.000		16,347.30		16,362.40	15.10	

continued next page



ACCESS  
December 2014

Account name: THE SCOOB TRUST FOUNDATION  
Account number: UZ 00127 07

Your Financial Advisor:  
JEFFREY BATES  
208-726-7741/800-635-5310

Your assets ▶ **Fixed income** ▶ **Corporate bonds and notes** (continued)

Holding	Trade date	Total face value at maturity (\$)	Purchase price (\$)	Adjusted cost basis (\$)	Price on Dec 31 (\$)	Value on Dec 31 (\$)	Unrealized gain or loss (\$)	Holding period
WELLS FARGO & CO NTS B/E RATE 01 400% MATURES 09/08/17 INTEREST EARNED FROM 09/09/14 1ST INTEREST PAYMENT 03/08/15 ACCRUED INTEREST \$69 68 CUSIP 94974BGB0 Moody A2 S&P A+ EAI \$224 Current yield 1 40%								
	Sep 04, 14	16,000 000	99 927	15,988 32	99 919	15,987 04	-1 28	ST
TOTAL CPTL CANADA LTD CALL@MW+12 5BP RATE 01 450% MATURES 01/15/18 ACCRUED INTEREST \$86 91 CUSIP 89153UAE1 Moody Aa1 S&P AA- EAI \$189 Current yield 1 46% Original cost basis \$11,037 62								
	Feb 06, 13	11,000 000	100 212	11,023 41	99 294	10,922 34	-101 07	LT
	Jan 09, 14	2,000 000	99 117	1,982 34	99 294	1,985 88	3 54	ST
Security total		13,000 000		13,005 75		12,908 22	-97 53	
CITIGROUP INC NTS B/E RATE 02 500% MATURES 07/29/19 INTEREST EARNED FROM 07/29/14 1ST INTEREST PAYMENT 01/29/15 ACCRUED INTEREST \$116 11 CUSIP 172967HU8 Moody Baa2 S&P A- EAI \$275 Current yield 2 50% Original cost basis \$11,007 15								
	Jul 24, 14	11,000 000	100 059	11,006 58	100 080	11,008 80	2 22	ST
JPMORGAN CHASE & CO NTS B/E RATE 02 200% MATURES 10/22/19 INTEREST EARNED FROM 10/22/14 1ST INTEREST PAYMENT 04/22/15 ACCRUED INTEREST \$46 38 CUSIP 48127HAA7 Moody A3 S&P A EAI \$242 Current yield 2 22%								
	Oct 17, 14	11,000 000	99 399	10,933 89	99 138	10,905 18	-28 71	ST

continued next page



ACCESS  
December 2014

Account name: THE SCOOB TRUST FOUNDATION  
Account number: UZ 00127 07

Your Financial Advisor:  
JEFFREY BATES  
208-726-7741/800-635-5310

Your assets › Fixed income › Corporate bonds and notes (continued)

Holding	Trade date	Total face value at maturity (\$)	Purchase price (\$)	Adjusted cost basis (\$)	Price on Dec 31 (\$)	Value on Dec 31 (\$)	Unrealized gain or loss (\$)	Holding period
INTL PAPER CO B/E								
MW +50BP								
RATE 07 500% MATURES 08/15/21								
ACCRUED INTEREST \$169 99								
CUSIP 460146CE1								
Moody Baa2 S&P BBB								
EAI \$450 Current yield 6 02%								
Original cost basis \$1,211 53	Nov 18, 11	1,000 000	115 415	1,154 15	124 656	1,246 56	92 41	LT
Original cost basis \$1,317 47	Dec 18, 12	1,000 000	125 077	1,250 77	124 656	1,246 56	-4 21	LT
Original cost basis \$2,636 88	Jan 15, 13	2,000 000	125 336	2,506 72	124 656	2,493 12	-13 60	LT
Original cost basis \$2,479 48	Jan 08, 14	2,000 000	121 286	2,425 72	124 656	2,493 12	67 40	ST
Security total		6,000 000		7,337 36		7,479 36	142 00	
VERIZON COMMUNICATIONS								
CALL@MW+25BP								
RATE 03 500% MATURES 11/01/21								
ACCRUED INTEREST \$46 66								
CUSIP 92343VBC7								
Moody Baa1 S&P BBB+								
EAI \$280 Current yield 3 42%								
Original cost basis \$4,019 32	Nov 18, 11	4,000 000	100 348	4,013 95	102 229	4,089 16	75 21	LT
Original cost basis \$2,173 78	Jan 15, 13	2,000 000	106 902	2,138 05	102 229	2,044 58	-93 47	LT
	Jan 08, 14	2,000 000	99 107	1,982 14	102 229	2,044 58	62 44	ST
Security total		8,000 000		8,134 14		8,178 32	44 18	
UNITED HEALTH GROUP INC								
CALL@MW+15BP								
RATE 02 875% MATURES 12/15/21								
INTEREST EARNED FROM 12/08/14								
1ST INTEREST PAYMENT 06/15/15								
ACCRUED INTEREST \$31 22								
CUSIP 91324PCH3								
Moody A3 S&P A+								
EAI \$489 Current yield 2 84%								
Original cost basis \$17,254 15	Dec 17, 14	17,000 000	101 486	17,252 76	101 138	17,193 46	-59 30	ST

continued next page



ACCESS  
December 2014

Account name: THE SCOOB TRUST FOUNDATION  
Account number: UZ 00127 07

Your Financial Advisor:  
JEFFREY BATES  
208-726-7741/800-635-5310

Your assets ▸ **Fixed income** ▸ **Corporate bonds and notes** (continued)

Holding	Trade date	Total face value at maturity (\$)	Purchase price (\$)	Adjusted cost basis (\$)	Price on Dec 31 (\$)	Value on Dec 31 (\$)	Unrealized gain or loss (\$)	Holding period
ANHEUSER BUSCH INBEV FIN INC RATE 03 700% MATURES 02/01/24 ACCRUED INTEREST \$154 16 CUSIP 03524BAE6 Moody A2 S&P A EAI \$370 Current yield 3 56%								
Original cost basis \$10,318 30	Jul 24, 14	10,000 000	103 056	10,305 69	103 877	10,387 70	82 01	ST
GOLDMAN SACHS GROUP INC B/E RATE 04 000% MATURES 03/03/24 ACCRUED INTEREST \$209 77 CUSIP 38141GVM3 Moody Baa1 S&P A- EAI \$640 Current yield 3 85%								
Original cost basis \$16,565 60	Dec 16, 14	16,000 000	103 520	16,563 27	103 815	16,610 40	47 13	ST
<b>Total</b>		<b>\$124,000.000</b>		<b>\$126,875.06</b>		<b>\$127,020.88</b>	<b>\$145.82</b>	
<b>Total accrued interest: \$1,033.26</b>								
<b>Total estimated annual income: \$3,539</b>								

**Asset backed securities**

Prices are obtained from independent quotation bureaus that use computerized valuation formulas to calculate current values. Actual market values may vary and thus gains/losses may not be accurately

reflected. The cost basis for asset backed securities has been adjusted automatically for return of principal payments, and if issued at a discount, accreted original issue discount (OID)

Holding	Trade date	Quantity	Purchase price(\$)	Adjusted cost basis (\$)	Price on Dec 31 (\$)	Value on Dec 31 (\$)	Unrealized gain or loss (\$)	Holding period
FNMA PL MA0583 RATE 04 0000% MATURES 12/01/40 CURRENT PAR VALUE 692 ACCRUED INTEREST \$2 30 CUSIP 31417YUH8 EAI \$28 Current yield 3 74%								
	Dec 16, 10	2,000 000	97 513	674 76	106 852	739 41	64 65	LT
FNMA PL AE0828 RATE 03 5000% MATURES 02/01/41 CURRENT PAR VALUE 10,713 ACCRUED INTEREST \$31 24 CUSIP 31419A4N4 EAI \$375 Current yield 3 35%								
	Apr 26, 12	20,000 000	104 000	11,141 69	104 423	11,186 83	45 14	LT

continued next page



ACCESS  
December 2014

Account name: THE SCOOB TRUST FOUNDATION  
Account number: UZ 00127 07

Your Financial Advisor:  
JEFFREY BATES  
208-726-7741/800-635-5310

Your assets ▸ **Fixed income** ▸ **Asset backed securities** (continued)

Holding	Trade date	Quantity	Purchase price(\$)	Adjusted cost basis (\$)	Price on Dec 31 (\$)	Value on Dec 31 (\$)	Unrealized gain or loss (\$)	Holding period
FNMA PL AJ0785								
RATE 04 0000% MATURES 09/01/41								
CURRENT PAR VALUE 9,941								
ACCRUED INTEREST \$33 13								
CUSIP 3138AR2T0								
EAI \$398 Current yield 3 74%	Dec 08, 11	29,000 000	105 218	10,460 11	106 852	10,622 15	162 04	LT
FNMA PL AJ7689								
RATE 04 0000% MATURES 12/01/41								
CURRENT PAR VALUE 13,677								
ACCRUED INTEREST \$45 58								
CUSIP 3138E0RK7								
EAI \$547 Current yield 3 74%	Jan 17, 13	28,000 000	107 093	14,646 61	106 852	14,614 14	-32 47	LT
FHLMC PL Q11220								
RATE 03 5000% MATURES 09/01/42								
CURRENT PAR VALUE 790								
ACCRUED INTEREST \$2 30								
CUSIP 3132HMK91								
EAI \$28 Current yield 3 36%	Jan 17, 13	1,000 000	106 218	839 65	104 122	822 56	-17 09	LT
<b>Total</b>		<b>80,000.000</b>		<b>\$37,762.82</b>		<b>\$37,985.09</b>	<b>\$222.27</b>	

**Total accrued interest: \$114.55**

**Total estimated annual income: \$1,376**

**Mutual funds**

*Total reinvested* is the total of all reinvested dividends. It does not include any cash dividends. It is not a tax lot for the purposes of determining holding periods or cost basis. The shares you receive each time you reinvest dividends become a separate tax lot.

*Cost basis* is the total purchase cost of the security, including reinvested dividends. The cost basis may need to be adjusted for return of capital payments in order to determine the adjusted cost basis for tax reporting purposes.

*Unrealized (tax) gain or loss* is the difference between the current value and the cost basis and would generally be your taxable gain or loss if the security was sold on this date. The unrealized (tax) gain or loss may need to be adjusted for return of capital payments in order to determine the realized gain or loss for tax reporting purposes.

*Investment return* is the current value minus the amount you invested. It does not include shares that are not reflected on your statement, including shares that have been realized as either a gain or a loss. It also does not include cash dividends that were not reinvested.

Holding	Number of shares	Purchase price/ Average price per share (\$)	Client investment (\$)	Cost basis (\$)	Price per share on Dec 31 (\$)	Value on Dec 31 (\$)	Unrealized (tax) gain or loss (\$)	Investment return (\$)	Holding period
BLACKROCK BOND									
ALLOCATION TARGET SHARES									
BATS SER C									
Symbol BRACX									

continued next page



ACCESS  
December 2014

Account name: THE SCOOB TRUST FOUNDATION  
Account number: UZ 00127 07

Your Financial Advisor:  
JEFFREY BATES  
208-726-7741/800-635-5310

Your assets ▸ **Fixed income** ▸ **Mutual funds** (continued)

Holding	Number of shares	Purchase price/ Average price per share (\$)	Client investment (\$)	Cost basis (\$)	Price per share on Dec 31 (\$)	Value on Dec 31 (\$)	Unrealized (tax) gain or loss (\$)	Investment return (\$)	Holding period
Trade date Nov 21, 11	4,033 000	10 320	41,620 56	41,620 56	10 640	42,911 12	1,290 56		LT
Trade date Dec 16, 11	1,371 000	10 360	14,203 56	14,203 56	10 640	14,587 44	383 88		LT
Trade date May 31, 12	3,880 000	10 700	41,516 00	41,516 00	10 640	41,283 20	-232 80		LT
Trade date Dec 14, 12	301 000	11 030	3,320 03	3,320 03	10 640	3,202 64	-117 39		LT
Trade date Jan 15, 13	5,118 000	11 010	56,349 18	56,349 18	10 640	54,455 52	-1,893 66		LT
Trade date Jan 7, 14	3,941 000	10 400	40,986 40	40,986 40	10 640	41,932 24	945 84		ST
EAI \$7,868 Current yield 3 97%									
Securty total	18,644 000	10 620	197,995 73	197,995 73		198,372 16	376 43	376 43	
BLACKROCK BOND									
ALLOCATION TARGET SHARES									
BATS SER M									
Symbol BRAMX									
Trade date Nov 21, 11	5,279 000	10 460	55,218 34	55,218 34	9 980	52,684 42	-2,533 92		LT
Trade date Dec 14, 12	239 000	9 970	2,382 83	2,382 83	9 980	2,385 22	2 39		LT
Trade date Jan 15, 13	4,055 000	9 930	40,266 15	40,266 15	9 980	40,468 90	202 75		LT
Trade date Apr 22, 13	3,735 000	9 890	36,939 15	36,939 15	9 980	37,275 30	336 15		LT
Trade date Jan 7, 14	3,655 000	9 570	34,978 35	34,978 35	9 980	36,476 90	1,498 55		ST
EAI \$3,393 Current yield 2 00%									
Securty total	16,963 000	10 009	169,784 82	169,784 82		169,290 74	-494 08	-494 08	
<b>Total</b>			<b>\$367,780.55</b>	<b>\$367,780.55</b>		<b>\$367,662.90</b>	<b>-\$117.65</b>	<b>-\$117.65</b>	

**Total estimated annual income: \$11,261**



ACCESS  
December 2014

Account name: THE SCOOB TRUST FOUNDATION  
Account number: UZ 00127 07

Your Financial Advisor:  
JEFFREY BATES  
208-726-7741/800-635-5310

## Your assets ▸ Fixed income (continued)

### Government securities

Prices are obtained from independent quotation bureaus that use computerized valuation formulas to calculate current values. Actual market values may vary and thus gains/losses may not be accurately reflected. Cost basis has been adjusted for accreted original issue discount (OID). Cost basis has been

automatically adjusted for amortization of bond premium using the constant yield method. If you have made a tax election to deduct the premium amortization on taxable debt securities, you may request that UBS adjust cost basis for the bond premium amortization.

Holding	Trade date	Quantity	Purchase price (\$)	Adjusted cost basis (\$)	Price on Dec 31 (\$)	Value on Dec 31 (\$)	Unrealized gain or loss (\$)	Holding period
U S TREASURY NOTE								
RATE 0.2500% MATURES 02/15/15								
ACCRUED INTEREST \$22.50								
CUSIP 912828SE1								
EAI \$30 Current yield 0.25%	Feb 14, 12	4,000.000	99.575	3,983.00	100.019	4,000.76	17.76	LT
	Jan 15, 13	12,000.000	99.926	11,991.13	100.019	12,002.28	11.15	LT
Original cost basis \$8,005.65	Jan 07, 14	8,000.000	100.007	8,000.61	100.019	8,001.52	0.91	ST
Security total		24,000.000		23,974.74		24,004.56	29.82	
U S TREASURY NOTE								
RATE 0.3750% MATURES 04/15/15								
ACCRUED INTEREST \$28.55								
CUSIP 912828SP6								
EAI \$68 Current yield 0.37%								
Original cost basis \$36,080.25	Feb 12, 14	36,000.000	100.053	36,019.41	100.078	36,028.08	8.67	ST
U S TREASURY NOTE								
RATE 0.3750% MATURES 11/15/15								
ACCRUED INTEREST \$8.10								
CUSIP 912828TX8								
EAI \$64 Current yield 0.37%								
Original cost basis \$17,037.23	Sep 04, 14	17,000.000	100.158	17,027.01	100.094	17,015.98	-11.03	ST
U S TREASURY NOTE								
RATE 1.0000% MATURES 10/31/16								
ACCRUED INTEREST \$75.82								
CUSIP 912828RM4								
EAI \$450 Current yield 0.99%								
Original cost basis \$36,361.53	Oct 03, 13	36,000.000	100.598	36,215.47	100.719	36,258.84	43.37	LT
Original cost basis \$9,068.58	Jan 07, 14	9,000.000	100.496	9,044.68	100.719	9,064.71	20.03	ST
Security total		45,000.000		45,260.15		45,323.55	63.40	

continued next page



ACCESS  
December 2014

Account name: THE SCOOB TRUST FOUNDATION  
Account number: UZ 00127 07

Your Financial Advisor:  
JEFFREY BATES  
208-726-7741/800-635-5310

Your assets ▸ **Fixed income** ▸ **Government securities** (continued)

Holding	Trade date	Quantity	Purchase price (\$)	Adjusted cost basis (\$)	Price on Dec 31 (\$)	Value on Dec 31 (\$)	Unrealized gain or loss (\$)	Holding period
FNMA NTS								
RATE 1 2500% MATURES 01/30/17								
ACCRUED INTEREST \$124 99								
CUSIP 3135G0GY3								
EAI \$300 Current yield 1 24%								
Original cost basis \$13,121 94	Feb 14, 12	13,000 000	100 398	13,051 84	100 896	13,116 48	64 64	LT
Original cost basis \$7,161 91	Jan 15, 13	7,000 000	101 196	7,083 78	100 896	7,062 72	-21 06	LT
Original cost basis \$4,044 49	Jan 07, 14	4,000 000	100 757	4,030 30	100 896	4,035 84	5 54	ST
Security total		24,000 000		24,165 92		24,215 04	49 12	
FHLMC BOND								
RATE 1 0000% MATURES 07/28/17								
ACCRUED INTEREST \$106 25								
CUSIP 3137EADJ5								
EAI \$250 Current yield 1 00%								
Original cost basis \$19,022 80	Nov 20, 13	19,000 000	100 084	19,015 98	99 962	18,992 78	-23 20	LT
	Jan 07, 14	6,000 000	99 453	5,967 19	99 962	5,997 72	30 53	ST
Security total		25,000 000		24,983 17		24,990 50	7 33	
U S TREASURY NOTE								
RATE 1 7500% MATURES 10/31/18								
ACCRUED INTEREST \$67 82								
CUSIP 912828RP7								
EAI \$403 Current yield 1 73%								
Original cost basis \$16,285 06	Oct 03, 13	16,000 000	101 354	16,216 67	101 266	16,202 56	-14 11	LT
Original cost basis \$7,041 59	Jan 07, 14	7,000 000	100 476	7,033 32	101 266	7,088 62	55 30	ST
Security total		23,000 000		23,249 99		23,291 18	41 19	
UNITED STATES TREAS BOND								
MATURES 02/15/19								
Original cost basis \$7,171 04	Nov 18, 11	8,000 000	93 957	7,516 58	94 079	7,526 32	9 74	LT
Original cost basis \$942 16	Dec 14, 12	1,000 000	96 089	960 89	94 079	940 79	-20 10	LT
Original cost basis \$3,764 68	Jan 15, 13	4,000 000	95 970	3,838 81	94 079	3,763 16	-75 65	LT
Original cost basis \$3,661 44	Jan 07, 14	4,000 000	93 099	3,723 97	94 079	3,763 16	39 19	ST
Security total		17,000 000		16,040 25		15,993 43	-46 82	

continued next page



ACCESS  
December 2014

Account name: THE SCOOB TRUST FOUNDATION  
Account number: UZ 00127 07

Your Financial Advisor:  
JEFFREY BATES  
208-726-7741/800-635-5310

Your assets › Fixed income › Government securities (continued)

Holding	Trade date	Quantity	Purchase price (\$)	Adjusted cost basis (\$)	Price on Dec 31 (\$)	Value on Dec 31 (\$)	Unrealized gain or loss (\$)	Holding period
U S TREASURY NOTE								
RATE 3 1250% MATURES 05/15/19								
ACCRUED INTEREST \$95 30								
CUSIP 912828KQ2								
EAI \$750 Current yield 2 93%								
Original cost basis \$12,217 35	Nov 18, 11	11,000 000	106 606	11,726 71	106 602	11,726 22	-0 49	LT
Original cost basis \$1,133 05	Dec 14, 12	1,000 000	109 141	1,091 41	106 602	1,066 02	-25 39	LT
Original cost basis \$7,893 62	Jan 15, 13	7,000 000	108 894	7,622 58	106 602	7,462 14	-160 44	LT
Original cost basis \$5,339 47	Jan 07, 14	5,000 000	105 585	5,279 29	106 602	5,330 10	50 81	ST
Security total		24,000 000		25,719 99		25,584 48	-135 51	
U S TREASURY NOTE								
RATE 3 6250% MATURES 02/15/20								
ACCRUED INTEREST \$584 53								
CUSIP 912828MP2								
EAI \$1,559 Current yield 3 31%								
Original cost basis \$38,802 29	Sep 25, 13	35,000 000	108 803	38,081 14	109 641	38,374 35	293 21	LT
Original cost basis \$8,728 47	Jan 07, 14	8,000 000	107 708	8,616 70	109 641	8,771 28	154 58	ST
Security total		43,000 000		46,697 84		47,145 63	447 79	
UNITED STATES T								
RATE 4 6250% MATURES 02/15/40								
ACCRUED INTEREST \$121 40								
CUSIP 912810QE1								
EAI \$324 Current yield 3 40%								
Original cost basis \$3,954 50	Nov 18, 11	3,000 000	129 449	3,883 49	135 938	4,078 14	194 65	LT
Original cost basis \$2,662 59	Jan 15, 13	2,000 000	131 486	2,629 73	135 938	2,718 76	89 03	LT
Original cost basis \$2,275 40	Jan 07, 14	2,000 000	113 457	2,269 15	135 938	2,718 76	449 61	ST
Security total		7,000 000		8,782 37		9,515 66	733 29	
US TSY INFL PROT BOND								
RATE 0 7500% DUE 02/15/42								
CURRENT PAR VALUE 15,782								
ACCRUED INTEREST \$44 38								
CUSIP 912810QV3								
EAI \$118 Current yield 0 77%	Jul 24, 12	8,000 000	112 844	9,499 93	97 164	8,178 36	-1,321 57	LT
	Jan 15, 13	4,000 000	109 125	4,597 71	97 164	4,089 18	-508 53	LT

continued next page



ACCESS  
December 2014

Account name: THE SCOOB TRUST FOUNDATION  
Account number: UZ 00127 07

Your Financial Advisor:  
JEFFREY BATES  
208-726-7741/800-635-5310

Your assets ▸ **Fixed income** ▸ **Government securities** (continued)

Holding	Trade date	Quantity	Purchase price (\$)	Adjusted cost basis (\$)	Price on Dec 31 (\$)	Value on Dec 31 (\$)	Unrealized gain or loss (\$)	Holding period
	Jan 07, 14	3,000 000	82 601	2,612 41	97 164	3,066 89	454 48	ST
Security total		15,000 000		16,710 05		15,334 42	-1,375 62	
UNITED STATES T								
RATE 3 7500% MATURES 11/15/43								
ACCRUED INTEREST \$109 59								
CUSIP 912810RD2								
EAI \$863 Current yield 3 12%								
Original cost basis \$23,071 07	Feb 12, 14	23,000 000	100 303	23,069 89	120 211	27,648 53	4,578 64	ST
<b>Total</b>		<b>323,000.000</b>		<b>\$331,700.78</b>		<b>\$336,091.04</b>	<b>\$4,390.27</b>	

Total accrued interest: \$1,389.23

Total estimated annual income: \$5,179

Your total assets

		Value on Dec 31 (\$)	Percentage of your account	Cost basis (\$)	Estimated annual income (\$)	Unrealized gain or loss (\$)
<b>Cash</b>	<b>Cash and money balances</b>	<b>7,666.23</b>	<b>0.87%</b>	<b>7,666.23</b>		
<b>Fixed income</b>	Corporate bonds and notes	127,020 88		126,875 06	3,539 00	145 82
	Asset backed securities	37,985 09		37,762 82	1,376 00	222 27
	Mutual funds	367,662 90		367,780 55	11,261 00	-117 65
	Government securities	336,091 04		331,700 78	5,179 00	4,390 27
	Total accrued interest	2,537 04				
	<b>Total fixed income</b>	<b>871,296.95</b>	<b>99.13%</b>	<b>864,119.21</b>	<b>21,355.00</b>	<b>4,640.71</b>
<b>Total</b>		<b>\$878,963.18</b>	<b>100.00%</b>	<b>\$871,785.44</b>	<b>\$21,355.00</b>	<b>\$4,640.71</b>

Account activity this month

	Date	Activity	Description	Amount (\$)
<b>Dividend and interest income</b>				
<i>Taxable dividends</i>	Dec 1	Dividend	BLACKROCK BOND ALLOCATION TARGET SHARES BATS SER C AS OF 11/28/14	890 99
	Dec 1	Dividend	BLACKROCK BOND ALLOCATION TARGET SHARES BATS SER M AS OF 11/28/14	520 56
	Dec 8	St Cap Gain	BLACKROCK BOND ALLOCATION TARGET SHARES BATS SER C SHORT TERM CAPITAL GAIN AS OF 12/05/14	659 64

continued next page

THE SCOOB TRUST FOUNDATION  
SCHEDULE OF ASSETS SOLD  
DECEMBER 31, 2014

SCHEDULE OF ASSETS SOLD		Proceeds	Cost or Basis	Adjustments	Gain (loss)
Account					
00122		72,132.57	62,628.16		9,504.41
00122		372,884.90	230,977.53	1,936.04	143,843.41
00122		50,726.07	29,736.97		20,989.10
00126		102,352.73	107,253.92	36.77	(4,864.42)
00126		235,121.61	215,576.62	319.93	19,864.92
00126		150,722.87	140,094.12		10,628.75
00127		85,146.87	83,299.13		1,847.74
00127		4,050.89	4,052.36		(1.47)
00127		515,521.73	507,917.93		7,603.80
00127		4,800.40	4,800.40		-
		<u>1,593,460.64</u>	<u>1,386,337.14</u>	<u>2,292.74</u>	<u>209,416.24</u>
Adjustments			(2,292.74)		
Cost or basis, as adjusted			<u>1,384,044.40</u>		
00127 Capital gain distributions		<u>2,982.40</u>			<u>2,982.40</u>
		1,596,443.04	1,384,044.40		212,398.64

UBS FINANCIAL SERVICES INC.

Account UZ 00122

## Proceeds from Broker and Barter Exchange Transactions

2014 1099-B\*

OMB No. 1545-0715

## 2- SHORT-TERM TRANSACTIONS

5- COVERED tax lots 3- Basis is reported to the IRS\*\*

Report on Form 8949, Part I, with Box A checked

## 1a- Description of property/CUSIP/Symbol

1c- Date sold or disposed	Quantity	1d- Proceeds & 6- Reported (G)ross (N)et	1b- Date acquired	1e- Cost or other basis	1g- Adjustments & 1f- Code(s), if any	Gain or loss(-) & 7- Loss not allowed(X)	Additional information
AMER EXPRESS CO / CUSIP 025816109 / Symbol: AXP							
03/31/14	149 000	13,556.25	01/07/14	13,288 62	0.00	267.63	Sale
CATAMARAN CORP FOREIGN STOCK / CUSIP: 148887102 / Symbol: CTRX							
12/02/14	41.000	2,090.30	04/15/14	1,640 40	0.00	449.90	Sale
CORNING INC COMMON STOCK / CUSIP: 219350105 / Symbol: GLW							
01/29/14	70 000	1,207.48	03/22/13	913 18	0 00	294 30	Sale
02/24/14	46.000	888.92	03/22/13	600 09	0 00	288 83	Sale
Security total:		2,096.40		1,513.27	0 00	583 13	
HOLOGIC INC COMMON STOCK / CUSIP: 436440101 / Symbol: HOLX							
06/30/14	10.000	252.52	07/15/13	196 49	0 00	56 03	Sale
LAM RESEARCH CORP COMMON STOCK / CUSIP 512807108 / Symbol LRCX							
12/23/14	14 000	1,148.06	01/07/14	756 42	0 00	391 64	Sale
12/24/14	31.000	2,524.45	01/07/14	1,674 94	0 00	849 51	Sale
12/26/14	21.000	1,703.29	01/07/14	1,134 64	0 00	568 65	Sale
5 tax lots for 12/30/14. Total proceeds (and cost when required) reported to the IRS.							
	27 000	2,156.26	01/07/14	1,458.82	0.00	697.44	Sale
	30 000	2,395.84	01/23/14	1,636.21	0.00	759.63	Sale
	11.000	878.48	06/11/14	718.34	0.00	160 14	Sale
	52.000	4,152.80	06/27/14	3,476.40	0 00	676 40	Sale
	8.000	638.89	09/23/14	596.24	0.00	42.65	Sale
12/30/14	128 000	10,222.27	VARIOUS	7,886 01	0 00	2,336 26	Total of 5 lots
Security total.		15,598.07		11,452 01	0 00	4,146 06	
MEDTRONIC INC / CUSIP 585055106 / Symbol MDT							
08/25/14	11.000	704.02	01/07/14	659 08	0 00	44 94	Sale
08/26/14	39 000	2,483.65	01/07/14	2,336 74	0 00	146 91	Sale
08/29/14	51.000	3,246.08	01/07/14	3,055 73	0 00	190 35	Sale
Security total		6,433.75		6,051 55	0 00	382 20	
NETAPP INC / CUSIP 64110D104 / Symbol NTAP							
12/02/14	29 000	1,220.70	07/31/14	1,125.03	0.00	95.67	Sale

\* This is important tax information and is being furnished to the Internal Revenue Service. If you are required to file a return, a negligence penalty or other sanction may be imposed on you if this income is taxable and the IRS determines that it has not been reported. Remember, taxpayers are ultimately responsible for the accuracy of their tax return(s).

\*\*For NONCOVERED tax lots, values for "Date acquired," "Cost or other basis" and "Adjustments & Code(s), if any" are provided for your reference and are NOT reported to the IRS. For all tax lots, values for "Gain or loss(-)" and "Additional information" are provided for your reference and are NOT reported to the IRS

UBS FINANCIAL SERVICES INC.

Account UZ 00122

## Proceeds from Broker and Barter Exchange Transactions

2014 1099-B\*

(continued)

OMB No. 1545-0715

## 2- SHORT-TERM TRANSACTIONS

5- COVERED tax lots 3- Basis is reported to the IRS\*\*

Report on Form 8949, Part I, with Box A checked

## 1a- Description of property/CUSIP/Symbol

1c- Date sold or disposed	Quantity	1d- Proceeds & 6- Reported (G)ross (N)et	1b- Date acquired	1e- Cost or other basis	1g- Adjustments & 1f- Code(s), if any	Gain or loss(-) & 7- Loss not allowed(X)	Additional information
SYSCO CORP COMMON STOCK / CUSIP: 871829107 / Symbol: SY							
12/02/14	57 000	2,281.09	05/30/14	2,133.97	0.00	147.12	Sale
THERMO FISHER SCIENTIFIC INC / CUSIP: 883556102 / Symbol: TMO							
01/28/14	11.000	1,233.47	02/21/13	794.27	0.00	439.20	Sale
01/30/14	31.000	3,562.92	01/07/14	3,474.95	0.00	87.97	Sale
Security total:		4,796.39		4,269.22	0.00	527.17	
TIME INC NEW COM / CUSIP: 887228104 / Symbol: TIME							
06/12/14	11 875	267.18	01/07/14	259.46	0.00	7.72	Sale
TIME WARNER INC NEW / CUSIP: 887317303 / Symbol: TWX							
12/17/14	27 000	2,200.45	01/07/14	1,746.77	0.00	453.68	Sale
12/18/14	43 000	3,568.92	01/07/14	2,781.89	0.00	787.03	Sale
12/22/14	18 000	1,535.76	01/07/14	1,164.51	0.00	371.25	Sale
4 tax lots for 12/24/14. Total proceeds (and cost when required) reported to the IRS.							
	7.000	599.65	01/07/14	452.87	0.00	146.78	Sale
	21.000	1,798.95	06/18/14	1,444.32	0.00	354.63	Sale
	6.000	513.99	07/02/14	425.25	0.00	88.74	Sale
	3.000	256.99	08/06/14	226.49	0.00	30.50	Sale
12/24/14	37 000	3,169.58	VARIOUS	2,548.93	0.00	620.65	Total of 4 lots
Security total:		10,474.71		8,242.10	0.00	2,232.61	
TE CONNECTIVITY LTD FOREIGN STOCK CHF / CUSIP: H84989104 / Symbol: TEL							
09/18/14	31 000	1,922.89	01/07/14	1,698.99	0.00	223.90	Sale
09/22/14	11 000	664.68	01/07/14	602.87	0.00	61.81	Sale
09/23/14	31 000	1,853.87	01/07/14	1,699.00	0.00	154.87	Sale
09/29/14	64 000	3,721.88	01/07/14	3,507.60	0.00	214.28	Sale
2 tax lots for 09/30/14. Total proceeds (and cost when required) reported to the IRS.							
	54.000	3,077.93	01/07/14	2,959.54	0.00	118.39	Sale
	32.000	1,823.96	06/11/14	1,988.04	0.00	-164.08	Sale
09/30/14	86 000	4,901.89	VARIOUS	4,947.58	0.00	-45.69	Total of 2 lots
Security total:		13,065.21		12,456.04	0.00	609.17	
<b>Totals:</b>		<b>72,132.57</b>		<b>62,628.16</b>	<b>0.00</b>	<b>9,504.41</b>	

\* This is important tax information and is being furnished to the Internal Revenue Service. If you are required to file a return, a negligence penalty or other sanction may be imposed on you if this income is taxable and the IRS determines that it has not been reported. Remember, taxpayers are ultimately responsible for the accuracy of their tax return(s).

\*\*For NONCOVERED tax lots, values for "Date acquired," "Cost or other basis" and "Adjustments & Code(s), if any" are provided for your reference and are NOT reported to the IRS. For all tax lots, values for "Gain or loss(-)" and "Additional information" are provided for your reference and are NOT reported to the IRS.

UBS FINANCIAL SERVICES INC.

Account UZ 00122

**Proceeds from Broker and Barter Exchange Transactions**

2014 1099-B\*

(continued)

OMB No. 1545-0715

**2- LONG-TERM TRANSACTIONS****5- COVERED tax lots 3- Basis is reported to the IRS\*\***

Report on Form 8949, Part II, with Box D checked

**1a- Description of property/CUSIP/Symbol**

1c- Date sold or disposed	Quantity	1d- Proceeds & 6- Reported (G)ross (N)et	1b- Date acquired	1e- Cost or other basis	1g- Adjustments & 1f- Code(s), if any	Gain or loss(-) & 7- Loss not allowed(X)	Additional information
ADT CORP COM / CUSIP: 00101J106 / Symbol: ADT							
2 tax lots for 02/14/14. Total proceeds (and cost when required) reported to the IRS							
	8 000	252.40	02/08/11	238 60	0.00	13.80	Sale
	4 000	126 20	07/25/11	121 22	0.00	4.98	Sale
02/14/14	12.000	378.60	VARIOUS	359 82	0.00	18.78	Total of 2 lots
2 tax lots for 08/21/14. Total proceeds (and cost when required) reported to the IRS							
	25 000	934.13	07/25/11	757.63	0 00	176 50	Sale
	6 000	224.19	03/23/12	203.25	0 00	20 94	Sale
08/21/14	31 000	1,158.32	VARIOUS	960 88	0.00	197.44	Total of 2 lots
2 tax lots for 12/02/14. Total proceeds (and cost when required) reported to the IRS.							
	3 500	121.04	03/23/12	118 57	0.00	2 47	Sale
	53 500	1,850.17	08/16/12	1,989.93	0.00	-139 76	Sale
12/02/14	57 000	1,971 21	VARIOUS	2,108 50	0.00	-137 29	Total of 2 lots
Security total:		3,508 13		3,429.20	0.00	78 93	
AES CORP COMMON STOCK / CUSIP 00130H105 / Symbol: AES							
4 tax lots for 12/02/14. Total proceeds (and cost when required) reported to the IRS							
	106 000	1,471.25	07/22/11	1,302 98	0 00	168 27	Sale
	32.000	444.15	07/28/11	390.96	0.00	53 19	Sale
	24 000	333.11	07/29/11	289 12	0 00	43 99	Sale
	35.000	485.79	08/03/11	396.04	0 00	89.75	Sale
12/02/14	197 000	2,734 30	VARIOUS	2,379 10	0 00	355 20	Total of 4 lots
AT&T INC / CUSIP: 00206R102 / Symbol: T							
12/02/14	40.000	1,368.77	02/08/11	1,114 80	0.00	253 97	Sale
ALLEGHENY TECHNOLOGY INC / CUSIP: 01741R102 / Symbol: ATI							
2 tax lots for 12/02/14. Total proceeds (and cost when required) reported to the IRS.							
	64.000	2,082.52	10/23/13	2,097.82	0.00	-15.30	Sale
	8.000	260.31	10/31/13	266.11	0.00	-5.80	Sale
12/02/14	72 000	2,342.83	VARIOUS	2,363.93	0 00	-21 10	Total of 2 lots

\* This is important tax information and is being furnished to the Internal Revenue Service. If you are required to file a return, a negligence penalty or other sanction may be imposed on you if this income is taxable and the IRS determines that it has not been reported. Remember, taxpayers are ultimately responsible for the accuracy of their tax return(s).

\*\*For NONCOVERED tax lots, values for "Date acquired," "Cost or other basis" and "Adjustments & Code(s), if any" are provided for your reference and are NOT reported to the IRS. For all tax lots, values for "Gain or loss(-)" and "Additional information" are provided for your reference and are NOT reported to the IRS.

UBS FINANCIAL SERVICES INC.

Account UZ 00122

**Proceeds from Broker and Barter Exchange Transactions**

2014 1099-B\*

(continued)

OMB No. 1545-0715

**2- LONG-TERM TRANSACTIONS****5- COVERED tax lots 3- Basis is reported to the IRS\*\***

Report on Form 8949, Part II, with Box D checked

**1a- Description of property/CUSIP/Symbol**

1c- Date sold or disposed	Quantity	6- Reported (G)ross (N)et	1d- Proceeds &	1b- Date acquired	1e- Cost or other basis	1g- Adjustments & 1f- Code(s), if any	Gain or loss(-) & 7- Loss not allowed(X)	Additional information
AMER ELECTRIC POWER CO COMMON STOCK / CUSIP 025537101 / Symbol AEP								
12/02/14	3.000	175.21		02/08/11	107.27	0.00	67.94	Sale
AMER EXPRESS CO / CUSIP 025816109 / Symbol AXP								
03/17/14	21.000	1,910.68		02/08/11	963.27	0.00	947.41	Sale
03/21/14	4.000	367.35		02/08/11	183.48	0.00	183.87	Sale
3 tax lots for 03/26/14. Total proceeds (and cost when required) reported to the IRS								
	4.000	362.84		02/08/11	183.48	0.00	179.36	Sale
	5.000	453.54		02/16/11	233.02	0.00	220.52	Sale
	6.000	544.26		07/25/11	311.10	0.00	233.16	Sale
03/26/14	15.000	1,360.64		VARIOUS	727.60	0.00	633.04	Total of 3 lots
2 tax lots for 03/27/14. Total proceeds (and cost when required) reported to the IRS								
	43.000	3,877.20		07/25/11	2,229.55	0.00	1,647.65	Sale
	18.000	1,623.02		08/10/11	792.42	0.00	830.60	Sale
03/27/14	61.000	5,500.22		VARIOUS	3,021.97	0.00	2,478.25	Total of 2 lots
8 tax lots for 03/31/14. Total proceeds (and cost when required) reported to the IRS								
	4.000	366.60		08/10/11	176.09	0.00	190.51	Sale
	17.000	1,558.03		01/27/12	851.48	0.00	706.55	Sale
	1.000	91.65		08/16/12	57.39	0.00	34.26	Sale
	100.000	9,098.16		08/16/12	5,738.76	0.00	3,359.40	Sale
	12.000	1,091.78		10/11/12	701.48	0.00	390.30	Sale
	16.000	1,455.70		10/18/12	925.14	0.00	530.56	Sale
	77.000	7,005.58		01/15/13	4,680.06	0.00	2,325.52	Sale
	22.000	2,001.60		01/17/13	1,339.05	0.00	662.55	Sale
03/31/14	249.000	22,669.10		VARIOUS	14,469.45	0.00	8,199.65	Total of 8 lots
Security total:		31,807.99			19,365.77	0.00	12,442.22	
AMERIPRISE FINANCIAL INC / CUSIP: 03076C106 / Symbol AMP								
01/10/14	4.000	459.32		02/03/11	230.49	0.00	228.83	Sale
2 tax lots for 10/29/14. Total proceeds (and cost when required) reported to the IRS.								
	3.000	366.48		02/03/11	172.86	0.00	193.62	Sale
	15.000	1,832.38		02/08/11	898.80	0.00	933.58	Sale
10/29/14	18.000	2,198.86		VARIOUS	1,071.66	0.00	1,127.20	Total of 2 lots

\* This is important tax information and is being furnished to the Internal Revenue Service. If you are required to file a return, a negligence penalty or other sanction may be imposed on you if this income is taxable and the IRS determines that it has not been reported. Remember, taxpayers are ultimately responsible for the accuracy of their tax return(s).

\*\*For NONCOVERED tax lots, values for "Date acquired," "Cost or other basis" and "Adjustments & Code(s), if any" are provided for your reference and are NOT reported to the IRS. For all tax lots, values for "Gain or loss(-)" and "Additional information" are provided for your reference and are NOT reported to the IRS

UBS FINANCIAL SERVICES INC.

Account UZ 00122

## Proceeds from Broker and Barter Exchange Transactions

2014 1099-B\*

(continued)

OMB No. 1545-0715

## 2- LONG-TERM TRANSACTIONS

5- COVERED tax lots 3- Basis is reported to the IRS\*\*

Report on Form 8949, Part II, with Box D checked

1a- Description of property/CUSIP/Symbol

1c- Date sold or disposed	Quantity	1d- Proceeds & 6- Reported (G)ross (N)et	1b- Date acquired	1e- Cost or other basis	1g- Adjustments & 1f- Code(s), if any	Gain or loss(-) & 7- Loss not allowed(X)	Additional information
AMERIPRISE FINANCIAL INC / CUSIP: 03076C106 / Symbol AMP (cont'd)							
4 tax lots for 12/02/14. Total proceeds (and cost when required) reported to the IRS.							
	9 000	1,194.55	02/08/11	539.28	0.00	655.27	Sale
	4 000	530.90	06/03/11	234.16	0.00	296.74	Sale
	6 000	796.37	06/27/11	334.31	0.00	462.06	Sale
	18 000	2,389.09	07/25/11	975.92	0.00	1,413.17	Sale
12/02/14	37 000	4,910.91	VARIOUS	2,083.67	0.00	2,827.24	Total of 4 lots
Security total:		7,569.09		3,385.82	0.00	4,183.27	
APPLIED MATERIALS INC COMMON STOCK / CUSIP 038222105 / Symbol AMAT							
2 tax lots for 12/02/14. Total proceeds (and cost when required) reported to the IRS							
	14.000	334.59	08/13/12	165.63	0.00	168.96	Sale
	134.000	3,202.53	08/16/12	1,591.92	0.00	1,610.61	Sale
12/02/14	148 000	3,537.12	VARIOUS	1,757.55	0.00	1,779.57	Total of 2 lots
BAKER HUGHES INC COMMON STOCK / CUSIP: 057224107 / Symbol. BHI							
4 tax lots for 04/17/14. Total proceeds (and cost when required) reported to the IRS.							
	5.000	347.00	08/24/11	276.73	0.00	70.27	Sale
	8.000	555.21	09/08/11	478.03	0.00	77.18	Sale
	9 000	624.61	09/20/11	539.14	0.00	85.47	Sale
	15 000	1,041.01	09/28/11	764.55	0.00	276.46	Sale
04/17/14	37.000	2,567.83	VARIOUS	2,058.45	0.00	509.38	Total of 4 lots
04/17/14	24 000	1,665.62	07/25/11	1,918.56	252.94 W	0.00	Sale
2 tax lots for 04/28/14. Total proceeds (and cost when required) reported to the IRS							
	2 000	138.91	09/28/11	101.94	0.00	36.97	Sale
	2 000	138.90	09/30/11	92.32	0.00	46.58	Sale
04/28/14	4 000	277.81	VARIOUS	194.26	0.00	83.55	Total of 2 lots
3 tax lots for 05/30/14. Total proceeds (and cost when required) reported to the IRS.							
	6 000	422.92	09/30/11	276.97	0.00	145.95	Sale
	13.000	916.32	11/01/11	686.36	0.00	229.96	Sale
	5.000	352.43	01/25/12	234.63	0.00	117.80	Sale
05/30/14	24.000	1,691.67	VARIOUS	1,197.96	0.00	493.71	Total of 3 lots

\* This is important tax information and is being furnished to the Internal Revenue Service. If you are required to file a return, a negligence penalty or other sanction may be imposed on you if this income is taxable and the IRS determines that it has not been reported. Remember, taxpayers are ultimately responsible for the accuracy of their tax return(s).

\*\*For NONCOVERED tax lots, values for "Date acquired," "Cost or other basis" and "Adjustments & Code(s), if any" are provided for your reference and are NOT reported to the IRS. For all tax lots, values for "Gain or loss(-)" and "Additional information" are provided for your reference and are NOT reported to the IRS.

UBS FINANCIAL SERVICES INC.

Account UZ 00122

## Proceeds from Broker and Barter Exchange Transactions

2014 1099-B\*

(continued)

OMB No. 1545-0715

## 2- LONG-TERM TRANSACTIONS

## 5- COVERED tax lots 3- Basis is reported to the IRS\*\*

Report on Form 8949, Part II, with Box D checked

## 1a- Description of property/CUSIP/Symbol

1c- Date sold or disposed	Quantity	1d- Proceeds & 6- Reported (G)ross (N)et	1b- Date acquired	1e- Cost or other basis	1g- Adjustments & 1f- Code(s), if any	Gain or loss(-) & 7- Loss not allowed(X)	Additional information
BAKER HUGHES INC COMMON STOCK / CUSIP: 057224107 / Symbol: BHI (cont'd)							
3 tax lots for 06/06/14. Total proceeds (and cost when required) reported to the IRS							
	1.000	71.89	01/25/12	46.92	0.00	24.97	Sale
	11.000	790.78	03/21/12	495.08	0.00	295.70	Sale
	8.000	575.12	04/24/12	351.60	0.00	223.52	Sale
06/06/14	20.000	1,437.79	VARIOUS	893.60	0.00	544.19	Total of 3 lots
5 tax lots for 11/17/14. Total proceeds (and cost when required) reported to the IRS.							
	1.000	65.93	04/24/12	43.95	0.00	21.98	Sale
	38.000	2,505.42	06/25/12	1,440.12	0.00	1,065.30	Sale
	14.000	923.04	06/26/12	531.13	0.00	391.91	Sale
	23.000	1,516.44	08/13/12	1,103.77	0.00	412.67	Sale
	7.000	461.52	08/16/12	331.43	0.00	130.09	Sale
11/17/14	83.000	5,472.35	VARIOUS	3,450.40	0.00	2,021.95	Total of 5 lots
11/19/14	26.000	1,654.26	08/16/12	1,231.05	0.00	423.21	Sale
11/21/14	29.000	1,894.54	08/16/12	1,373.08	0.00	521.46	Sale
12/02/14	50.000	2,824.94	08/16/12	2,367.39	0.00	457.55	Sale
Security total:		19,486.81		14,684.75	252.94 W	5,055.00	
CIGNA CORP COMMON STOCK / CUSIP: 125509109 / Symbol: CI							
4 tax lots for 12/02/14. Total proceeds (and cost when required) reported to the IRS							
	4.000	413.35	08/02/12	167.31	0.00	246.04	Sale
	7.000	723.36	08/07/12	300.70	0.00	422.66	Sale
	14.000	1,446.73	08/13/12	608.58	0.00	838.15	Sale
	18.000	1,860.08	08/16/12	799.50	0.00	1,060.58	Sale
12/02/14	43.000	4,443.52	VARIOUS	1,876.09	0.00	2,567.43	Total of 4 lots
CISCO SYS INC / CUSIP: 17275R102 / Symbol: CSCO							
2 tax lots for 05/15/14. Total proceeds (and cost when required) reported to the IRS.							
	10.000	243.43	07/28/11	161.40	0.00	82.03	Sale
	26.000	632.93	08/09/11	358.02	0.00	274.91	Sale
05/15/14	36.000	876.36	VARIOUS	519.42	0.00	356.94	Total of 2 lots
5 tax lots for 06/03/14. Total proceeds (and cost when required) reported to the IRS.							
	36.000	882.84	08/09/11	495.72	0.00	387.12	Sale

\* This is important tax information and is being furnished to the Internal Revenue Service. If you are required to file a return, a negligence penalty or other sanction may be imposed on you if this income is taxable and the IRS determines that it has not been reported. Remember, taxpayers are ultimately responsible for the accuracy of their tax return(s).

\*\*For NONCOVERED tax lots, values for "Date acquired," "Cost or other basis" and "Adjustments & Code(s), if any" are provided for your reference and are NOT reported to the IRS. For all tax lots, values for "Gain or loss(-)" and "Additional information" are provided for your reference and are NOT reported to the IRS.

UBS FINANCIAL SERVICES INC.

Account UZ 00122

## Proceeds from Broker and Barter Exchange Transactions

2014 1099-B\*

(continued)

OMB No. 1545-0715

## 2- LONG-TERM TRANSACTIONS

5- COVERED tax lots 3- Basis is reported to the IRS\*\*

Report on Form 8949, Part II, with Box D checked

## 1a- Description of property/CUSIP/Symbol

1c- Date sold or disposed	Quantity	1d- Proceeds & 6- Reported (G)ross (N)et	1b- Date acquired	1e- Cost or other basis	1g- Adjustments & 1f- Code(s), if any	Gain or loss(-) & 7- Loss not allowed(X)	Additional information
CISCO SYS INC / CUSIP. 17275R102 / Symbol: CSCO (cont'd)							
	1.000	24.53	08/10/11	13.80	0.00	10.73	Sale
	1.000	24.52	08/15/11	15.91	0.00	8.61	Sale
	7.000	171.66	08/31/11	111.01	0.00	60.65	Sale
	23.000	564.04	10/05/11	374.43	0.00	189.61	Sale
06/03/14	68.000	1,667.59	VARIOUS	1,010.87	0.00	656.72	Total of 5 lots
3 tax lots for 11/26/14. Total proceeds (and cost when required) reported to the IRS.							
	46.000	1,256.00	10/05/11	748.86	0.00	507.14	Sale
	5.000	136.52	11/10/11	93.05	0.00	43.47	Sale
	37.000	1,010.26	11/23/11	652.68	0.00	357.58	Sale
11/26/14	88.000	2,402.78	VARIOUS	1,494.59	0.00	908.19	Total of 3 lots
7 tax lots for 12/02/14. Total proceeds (and cost when required) reported to the IRS.							
	2.000	55.72	11/23/11	35.28	0.00	20.44	Sale
	44.000	1,225.95	12/14/11	791.72	0.00	434.23	Sale
	41.000	1,142.35	12/21/11	744.15	0.00	398.20	Sale
	13.000	362.21	03/15/12	258.31	0.00	103.90	Sale
	20.000	557.25	03/27/12	419.18	0.00	138.07	Sale
	21.000	585.11	04/04/12	428.40	0.00	156.71	Sale
	27.000	752.28	05/10/12	464.40	0.00	287.88	Sale
12/02/14	168.000	4,680.87	VARIOUS	3,141.44	0.00	1,539.43	Total of 7 lots
Security total:		9,627.60		6,166.32	0.00	3,461.28	
CITIGROUP INC / CUSIP 172967424 / Symbol C							
7 tax lots for 12/02/14. Total proceeds (and cost when required) reported to the IRS.							
	9.000	489.59	01/17/12	261.87	0.00	227.72	Sale
	22.000	1,196.77	01/23/12	665.87	0.00	530.90	Sale
	11.000	598.39	01/27/12	336.04	0.00	262.35	Sale
	10.000	543.99	02/14/12	316.80	0.00	227.19	Sale
	3.000	163.19	03/09/12	103.10	0.00	60.09	Sale
	20.000	1,087.98	03/14/12	704.56	0.00	383.42	Sale
	25.000	1,359.97	04/13/12	848.97	0.00	511.00	Sale
12/02/14	100.000	5,439.88	VARIOUS	3,237.21	0.00	2,202.67	Total of 7 lots

\* This is important tax information and is being furnished to the Internal Revenue Service. If you are required to file a return, a negligence penalty or other sanction may be imposed on you if this income is taxable and the IRS determines that it has not been reported. Remember, taxpayers are ultimately responsible for the accuracy of their tax return(s).

\*\*For NONCOVERED tax lots, values for "Date acquired," "Cost or other basis" and "Adjustments & Code(s), if any" are provided for your reference and are NOT reported to the IRS. For all tax lots, values for "Gain or loss(-)" and "Additional information" are provided for your reference and are NOT reported to the IRS

UBS FINANCIAL SERVICES INC.

Account UZ 00122

**Proceeds from Broker and Barter Exchange Transactions**

2014 1099-B\*

(continued)

OMB No 1545-0715

**2- LONG-TERM TRANSACTIONS****5- COVERED tax lots 3- Basis is reported to the IRS\*\***

Report on Form 8949, Part II, with Box D checked

**1a- Description of property/CUSIP/Symbol**

1c- Date sold or disposed	Quantity	1d- Proceeds & 6- Reported (G)ross (N)et	1b- Date acquired	1e- Cost or other basis	1g- Adjustments & 1f- Code(s), if any	Gain or loss(-) & 7- Loss not allowed(X)	Additional information
COMCAST CORP NEW CL A / CUSIP: 20030N101 / Symbol: CMCSA							
12/02/14	53 000	3,021.17	02/08/11	1,251.22	0.00	1,769.95	Sale
CORNING INC COMMON STOCK / CUSIP: 219350105 / Symbol: GLW							
05/20/14	22 000	464.41	03/22/13	287.00	0.00	177.41	Sale
	2 tax lots for 12/02/14. Total proceeds (and cost when required) reported to the IRS						
	111 000	2,338.11	03/22/13	1,448.04	0.00	890.07	Sale
	13.000	273.83	03/25/13	169.30	0.00	104.53	Sale
12/02/14	124 000	2,611.94	VARIOUS	1,617.34	0.00	994.60	Total of 2 lots
	Security total:	3,076.35		1,904.34	0.00	1,172.01	
DANA HOLDING CORP / CUSIP 235825205 / Symbol DAN							
	3 tax lots for 12/02/14. Total proceeds (and cost when required) reported to the IRS						
	53 000	1,135.29	07/15/11	966.71	0.00	168.58	Sale
	76.000	1,627.95	07/25/11	1,399.16	0.00	228.79	Sale
	35 000	749.72	07/28/11	611.38	0.00	138.34	Sale
12/02/14	164 000	3,512.96	VARIOUS	2,977.25	0.00	535.71	Total of 3 lots
GAP INC COMMON STOCK / CUSIP 364760108 / Symbol: GPS							
	2 tax lots for 10/09/14. Total proceeds (and cost when required) reported to the IRS						
	3.000	110.88	06/03/11	54.45	0.00	56.43	Sale
	37.000	1,367.58	07/25/11	722.24	0.00	645.34	Sale
10/09/14	40 000	1,478.46	VARIOUS	776.69	0.00	701.77	Total of 2 lots
	3 tax lots for 12/02/14. Total proceeds (and cost when required) reported to the IRS.						
	47.000	1,876.43	07/25/11	917.44	0.00	958.99	Sale
	27.000	1,077.94	07/28/11	531.88	0.00	546.06	Sale
	45.000	1,796.58	08/08/11	722.93	0.00	1,073.65	Sale
12/02/14	119.000	4,750.95	VARIOUS	2,172.25	0.00	2,578.70	Total of 3 lots
	Security total:	6,229.41		2,948.94	0.00	3,280.47	
GENL ELECTRIC CO / CUSIP: 369604103 / Symbol: GE							
	6 tax lots for 12/02/14. Total proceeds (and cost when required) reported to the IRS.						
	68.000	1,775.72	02/08/11	1,447.04	0.00	328.68	Sale

\* This is important tax information and is being furnished to the Internal Revenue Service. If you are required to file a return, a negligence penalty or other sanction may be imposed on you if this income is taxable and the IRS determines that it has not been reported. Remember, taxpayers are ultimately responsible for the accuracy of their tax return(s).

\*\*For NONCOVERED tax lots, values for "Date acquired," "Cost or other basis" and "Adjustments & Code(s), if any" are provided for your reference and are NOT reported to the IRS. For all tax lots, values for "Gain or loss(-)" and "Additional information" are provided for your reference and are NOT reported to the IRS.

UBS FINANCIAL SERVICES INC.

Account UZ 00122

## Proceeds from Broker and Barter Exchange Transactions

2014 1099-B\*

(continued)

OMB No. 1545-0715

## 2- LONG-TERM TRANSACTIONS

5- COVERED tax lots 3- Basis is reported to the IRS\*\*

Report on Form 8949, Part II, with Box D checked

## 1a- Description of property/CUSIP/Symbol

1c- Date sold or disposed	Quantity	6- Reported (G)ross (N)et	1d- Proceeds &	1b- Date acquired	1e- Cost or other basis	1g- Adjustments & 1f- Code(s), if any	Gain or loss(-) & 7- Loss not allowed(X)	Additional information
GENL ELECTRIC CO / CUSIP: 369604103 / Symbol: GE (cont'd)								
	39.000	1,018.42		03/15/11	753.09	0.00	265.33	Sale
	21.000	548.39		03/24/11	415.54	0.00	132.85	Sale
	2.000	52.23		03/25/11	39.50	0.00	12.73	Sale
	18.000	470.04		06/08/11	333.35	0.00	136.69	Sale
	37.000	966.20		07/25/11	702.63	0.00	263.57	Sale
12/02/14	185.000	4,831.00		VARIOUS	3,691.15	0.00	1,139.85	Total of 6 lots
HARTFORD FINCL SERVICES GROUP INC / CUSIP: 416515104 / Symbol: HIG								
2 tax lots for 03/17/14. Total proceeds (and cost when required) reported to the IRS								
	17.000	608.86		01/09/13	406.92	0.00	201.94	Sale
	1.000	35.81		01/15/13	23.88	0.00	11.93	Sale
03/17/14	18.000	644.67		VARIOUS	430.80	0.00	213.87	Total of 2 lots
2 tax lots for 12/02/14. Total proceeds (and cost when required) reported to the IRS								
	27.000	1,114.63		01/15/13	644.76	0.00	469.87	Sale
	57.000	2,353.10		01/17/13	1,392.91	0.00	960.19	Sale
12/02/14	84.000	3,467.73		VARIOUS	2,037.67	0.00	1,430.06	Total of 2 lots
Security total:		4,112.40			2,468.47	0.00	1,643.93	
HOLOGIC INC COMMON STOCK / CUSIP: 436440101 / Symbol: HOLX								
2 tax lots for 01/07/14. Total proceeds (and cost when required) reported to the IRS								
	29.000	634.92		02/08/11	566.27	0.00	68.65	Sale
	96.000	2,101.81		07/25/11	1,939.95	0.00	161.86	Sale
01/07/14	125.000	2,736.73		VARIOUS	2,506.22	0.00	230.51	Total of 2 lots
3 tax lots for 03/18/14. Total proceeds (and cost when required) reported to the IRS								
	9.000	194.96		07/25/11	181.87	0.00	13.09	Sale
	33.000	714.85		08/16/11	555.44	0.00	159.41	Sale
	18.000	389.92		11/14/11	316.79	0.00	73.13	Sale
03/18/14	60.000	1,299.73		VARIOUS	1,054.10	0.00	245.63	Total of 3 lots
3 tax lots for 03/26/14. Total proceeds (and cost when required) reported to the IRS.								
	15.000	315.19		11/14/11	263.99	0.00	51.20	Sale
	41.000	861.51		12/27/11	722.95	0.00	138.56	Sale

\* This is important tax information and is being furnished to the Internal Revenue Service. If you are required to file a return, a negligence penalty or other sanction may be imposed on you if this income is taxable and the IRS determines that it has not been reported. Remember, taxpayers are ultimately responsible for the accuracy of their tax return(s).

\*\*For NONCOVERED tax lots, values for "Date acquired," "Cost or other basis" and "Adjustments & Code(s), if any" are provided for your reference and are NOT reported to the IRS. For all tax lots, values for "Gain or loss(-)" and "Additional information" are provided for your reference and are NOT reported to the IRS.

UBS FINANCIAL SERVICES INC.

Account UZ 00122

**Proceeds from Broker and Barter Exchange Transactions**

2014 1099-B\*

(continued)

OMB No. 1545-0715

**2- LONG-TERM TRANSACTIONS****5- COVERED tax lots 3- Basis is reported to the IRS\*\***

Report on Form 8949, Part II, with Box D checked

**1a- Description of property/CUSIP/Symbol**

1c- Date sold or disposed	Quantity	1d- Proceeds & 6- Reported (G)ross (N)et	1b- Date acquired	1e- Cost or other basis	1g- Adjustments & 1f- Code(s), if any	Gain or loss(-) & 7- Loss not allowed(X)	Additional information
HOLOGIC INC COMMON STOCK / CUSIP 436440101 / Symbol: HOLX (cont'd)							
	10 000	210.13	01/20/12	194.73	0.00	15.40	Sale
03/26/14	66 000	1,386.83	VARIOUS	1,181.67	0 00	205 16	Total of 3 lots
03/31/14	1.000	21.04	01/20/12	19 47	0 00	1.57	Sale
06/06/14	13.000	321.14	01/20/12	253.16	0 00	67 98	Sale
06/13/14	32 000	779.68	01/20/12	623.14	0.00	156.54	Sale
2 tax lots for 06/16/14. Total proceeds (and cost when required) reported to the IRS.							
	4 000	99 94	01/20/12	77.89	0.00	22.05	Sale
	28.000	699.56	05/10/12	474.54	0.00	225 02	Sale
06/16/14	32 000	799.50	VARIOUS	552.43	0 00	247.07	Total of 2 lots
2 tax lots for 06/18/14. Total proceeds (and cost when required) reported to the IRS							
	12 000	302 27	05/10/12	203.38	0.00	98.89	Sale
	22 000	554.17	08/16/12	436.82	0.00	117 35	Sale
06/18/14	34.000	856.44	VARIOUS	640.20	0.00	216.24	Total of 2 lots
06/19/14	5 000	126 37	08/16/12	99.28	0.00	27.09	Sale
06/25/14	60 000	1,536.65	08/16/12	1,191.33	0.00	345.32	Sale
2 tax lots for 06/30/14. Total proceeds (and cost when required) reported to the IRS							
	150 000	3,787.81	08/16/12	2,978.32	0 00	809 49	Sale
	173 000	4,368.60	01/15/13	3,923 03	0.00	445 57	Sale
06/30/14	323.000	8,156.41	VARIOUS	6,901.35	0 00	1,255 06	Total of 2 lots
Security total:		18,020.52		15,022 35	0 00	2,998 17	
HOME DEPOT INC / CUSIP. 437076102 / Symbol. HD							
2 tax lots for 08/20/14. Total proceeds (and cost when required) reported to the IRS.							
	3.000	271.53	02/08/11	111.72	0.00	159.81	Sale
	12.000	1,086 14	07/25/11	440.64	0.00	645.50	Sale
08/20/14	15.000	1,357.67	VARIOUS	552.36	0 00	805.31	Total of 2 lots
09/03/14	38.000	3,461.88	07/25/11	1,395.36	0 00	2,066.52	Sale
3 tax lots for 12/02/14. Total proceeds (and cost when required) reported to the IRS.							
	29.000	2,849.19	07/25/11	1,064.88	0.00	1,784.31	Sale
	15.000	1,473.72	09/29/11	508.01	0.00	965.71	Sale

\* This is important tax information and is being furnished to the Internal Revenue Service. If you are required to file a return, a negligence penalty or other sanction may be imposed on you if this income is taxable and the IRS determines that it has not been reported. Remember, taxpayers are ultimately responsible for the accuracy of their tax return(s).

\*\*For NONCOVERED tax lots, values for "Date acquired," "Cost or other basis" and "Adjustments & Code(s), if any" are provided for your reference and are NOT reported to the IRS. For all tax lots, values for "Gain or loss(-)" and "Additional information" are provided for your reference and are NOT reported to the IRS

UBS FINANCIAL SERVICES INC.

Account UZ 00122

## Proceeds from Broker and Barter Exchange Transactions

2014 1099-B\*

(continued)

OMB No. 1545-0715

## 2- LONG-TERM TRANSACTIONS

5- COVERED tax lots 3- Basis is reported to the IRS\*\*

Report on Form 8949, Part II, with Box D checked

## 1a- Description of property/CUSIP/Symbol

1c- Date sold or disposed	Quantity	1d- Proceeds & 6- Reported (G)ross (N)et	1b- Date acquired	1e- Cost or other basis	1g- Adjustments & 1f- Code(s), if any	Gain or loss(-) & 7- Loss not allowed(X)	Additional information
HOME DEPOT INC / CUSIP: 437076102 / Symbol: HD (cont'd)							
	6.000	589.49	12/27/11	254.76	0.00	334.73	Sale
12/02/14	50.000	4,912.40	VARIOUS	1,827.65	0.00	3,084.75	Total of 3 lots
	Security total:	9,731.95		3,775.37	0.00	5,956.58	
INTEL CORP COMMON STOCK / CUSIP: 458140100 / Symbol: INTC							
06/02/14	37.000	1,007.49	02/08/11	799.83	0.00	207.66	Sale
	2 tax lots for 07/16/14. Total proceeds (and cost when required) reported to the IRS						
	5.000	171.90	02/08/11	108.08	0.00	63.82	Sale
	95.000	3,266.02	07/25/11	2,194.50	0.00	1,071.52	Sale
07/16/14	100.000	3,437.92	VARIOUS	2,302.58	0.00	1,135.34	Total of 2 lots
	2 tax lots for 07/28/14. Total proceeds (and cost when required) reported to the IRS						
	27.000	917.27	07/25/11	623.70	0.00	293.57	Sale
	10.000	339.73	12/12/11	237.20	0.00	102.53	Sale
07/28/14	37.000	1,257.00	VARIOUS	860.90	0.00	396.10	Total of 2 lots
11/20/14	7.000	247.68	12/12/11	166.04	0.00	81.64	Sale
11/25/14	23.000	835.80	12/12/11	545.56	0.00	290.24	Sale
	5 tax lots for 12/02/14. Total proceeds (and cost when required) reported to the IRS.						
	3.000	112.63	12/12/11	71.16	0.00	41.47	Sale
	8.000	300.36	12/15/11	188.38	0.00	111.98	Sale
	15.000	563.17	12/21/11	356.65	0.00	206.52	Sale
	32.000	1,201.42	05/29/12	833.76	0.00	367.66	Sale
	41.000	1,539.32	08/16/12	1,091.26	0.00	448.06	Sale
12/02/14	99.000	3,716.90	VARIOUS	2,541.21	0.00	1,175.69	Total of 5 lots
	Security total:	10,502.79		7,216.12	0.00	3,286.67	
JPMORGAN CHASE & CO / CUSIP: 46625H100 / Symbol: JPM							
02/18/14	13.000	759.71	01/10/11	563.08	0.00	196.63	Sale
	2 tax lots for 03/26/14. Total proceeds (and cost when required) reported to the IRS						
	1.000	60.52	01/10/11	43.31	0.00	17.21	Sale
	15.000	907.86	02/08/11	685.65	0.00	222.21	Sale
03/26/14	16.000	968.38	VARIOUS	728.96	0.00	239.42	Total of 2 lots
04/21/14	14.000	773.90	02/08/11	639.94	0.00	133.96	Sale

\* This is important tax information and is being furnished to the Internal Revenue Service. If you are required to file a return, a negligence penalty or other sanction may be imposed on you if this income is taxable and the IRS determines that it has not been reported. Remember, taxpayers are ultimately responsible for the accuracy of their tax return(s).

\*\*For NONCOVERED tax lots, values for "Date acquired," "Cost or other basis" and "Adjustments & Code(s), if any" are provided for your reference and are NOT reported to the IRS. For all tax lots, values for "Gain or loss(-)" and "Additional information" are provided for your reference and are NOT reported to the IRS.

UBS FINANCIAL SERVICES INC.

Account UZ 00122

**Proceeds from Broker and Barter Exchange Transactions**

2014 1099-B\*

(continued)

OMB No. 1545-0715

**2- LONG-TERM TRANSACTIONS****5- COVERED tax lots 3- Basis is reported to the IRS\*\***

Report on Form 8949, Part II, with Box D checked

**1a- Description of property/CUSIP/Symbol**

<b>1c- Date sold or disposed</b>	<b>Quantity</b>	<b>1d- Proceeds &amp; 6- Reported (G)ross (N)et</b>	<b>1b- Date acquired</b>	<b>1e- Cost or other basis</b>	<b>1g- Adjustments &amp; 1f- Code(s), if any</b>	<b>Gain or loss(-) &amp; 7- Loss not allowed(X)</b>	<b>Additional information</b>
JPMORGAN CHASE & CO / CUSIP: 46625H100 / Symbol: JPM (cont'd)							
5 tax lots for 12/02/14. Total proceeds (and cost when required) reported to the IRS.							
	23 000	1,405.04	02/08/11	1,051.33	0.00	353.71	Sale
	13 000	794.15	05/16/11	560.13	0.00	234.02	Sale
	1 000	61.09	06/13/11	41.29	0.00	19.80	Sale
	1 000	61.09	06/27/11	39.92	0.00	21.17	Sale
	59 000	3,604.23	07/25/11	2,462.66	0.00	1,141.57	Sale
12/02/14	97 000	5,925.60	VARIOUS	4,155.33	0.00	1,770.27	Total of 5 lots
Security total:		8,427.59		6,087.31	0.00	2,340.28	
JOHNSON & JOHNSON COM COMMON STOCK / CUSIP 478160104 / Symbol JNJ							
3 tax lots for 05/13/14. Total proceeds (and cost when required) reported to the IRS							
	2.000	201.72	03/15/11	116.34	0.00	85.38	Sale
	7.000	706.03	03/21/11	412.57	0.00	293.46	Sale
	5.000	504.31	03/25/11	294.46	0.00	209.85	Sale
05/13/14	14.000	1,412.06	VARIOUS	823.37	0.00	588.69	Total of 3 lots
4 tax lots for 12/02/14. Total proceeds (and cost when required) reported to the IRS.							
	4.000	433.59	03/25/11	235.56	0.00	198.03	Sale
	8 000	867.18	03/29/11	473.68	0.00	393.50	Sale
	20 000	2,167.95	07/25/11	1,323.00	0.00	844.95	Sale
	1 000	108.40	08/08/11	61.70	0.00	46.70	Sale
12/02/14	33 000	3,577.12	VARIOUS	2,093.94	0.00	1,483.18	Total of 4 lots
Security total:		4,989.18		2,917.31	0.00	2,071.87	
LAM RESEARCH CORP COMMON STOCK / CUSIP 512807108 / Symbol LRCX							
4 tax lots for 12/02/14. Total proceeds (and cost when required) reported to the IRS.							
	16.000	1,318.21	01/27/12	689.99	0.00	628.22	Sale
	14.000	1,153.43	01/31/12	602.98	0.00	550.45	Sale
	14.000	1,153.44	02/07/12	607.58	0.00	545.86	Sale
	5.000	411.94	04/19/12	210.85	0.00	201.09	Sale
12/02/14	49 000	4,037.02	VARIOUS	2,111.40	0.00	1,925.62	Total of 4 lots
3 tax lots for 12/17/14. Total proceeds (and cost when required) reported to the IRS.							
	20.000	1,538.65	04/19/12	843.41	0.00	695.24	Sale

\* This is important tax information and is being furnished to the Internal Revenue Service. If you are required to file a return, a negligence penalty or other sanction may be imposed on you if this income is taxable and the IRS determines that it has not been reported. Remember, taxpayers are ultimately responsible for the accuracy of their tax return(s).

\*\*For NONCOVERED tax lots, values for "Date acquired," "Cost or other basis" and "Adjustments & Code(s), if any" are provided for your reference and are NOT reported to the IRS. For all tax lots, values for "Gain or loss(-)" and "Additional information" are provided for your reference and are NOT reported to the IRS

UBS FINANCIAL SERVICES INC.

Account UZ 00122

**Proceeds from Broker and Barter Exchange Transactions**

2014 1099-B\*

(continued)

OMB No. 1545-0715

**2- LONG-TERM TRANSACTIONS****5- COVERED tax lots 3- Basis is reported to the IRS\*\***

Report on Form 8949, Part II, with Box D checked

**1a- Description of property/CUSIP/Symbol**

1c- Date sold or disposed	Quantity	1d- Proceeds & 6- Reported (G)ross (N)et	1b- Date acquired	1e- Cost or other basis	1g- Adjustments & 1f- Code(s), if any	Gain or loss(-) & 7- Loss not allowed(X)	Additional information
LAM RESEARCH CORP COMMON STOCK / CUSIP: 512807108 / Symbol: LRCX (cont'd)							
	16 000	1,230.91	05/24/12	602.71	0.00	628.20	Sale
	45 000	3,461.96	08/16/12	1,587.60	0.00	1,874.36	Sale
12/17/14	81 000	6,231.52	VARIOUS	3,033.72	0.00	3,197.80	Total of 3 lots
4 tax lots for 12/22/14. Total proceeds (and cost when required) reported to the IRS.							
	5 000	407.25	08/16/12	176.40	0.00	230.85	Sale
	7 000	570.14	12/28/12	311.26	0.00	258.88	Sale
	38 000	3,095.06	12/28/12	1,374.46	0.00	1,720.60	Sale
	42 000	3,420.86	01/15/13	1,603.56	0.00	1,817.30	Sale
12/22/14	92 000	7,493.31	VARIOUS	3,465.68	0.00	4,027.63	Total of 4 lots
2 tax lots for 12/23/14. Total proceeds (and cost when required) reported to the IRS							
	3 000	246.01	01/15/13	114.54	0.00	131.47	Sale
	14 000	1,148.06	08/01/13	701.82	0.00	446.24	Sale
12/23/14	17 000	1,394.07	VARIOUS	816.36	0.00	577.71	Total of 2 lots
Security total:		19,155.92		9,427.16	0.00	9,728.76	
LENNAR CORP *RECLASSIFICATION AS OF 4/03* / CUSIP: 526057104 / Symbol: LEN							
09/17/14	13 000	536.68	02/08/11	267.90	0.00	268.78	Sale
2 tax lots for 12/02/14. Total proceeds (and cost when required) reported to the IRS							
	29.000	1,353.21	02/08/11	597.63	0.00	755.58	Sale
	52.000	2,426.45	07/25/11	952.50	0.00	1,473.95	Sale
12/02/14	81.000	3,779.66	VARIOUS	1,550.13	0.00	2,229.53	Total of 2 lots
Security total:		4,316.34		1,818.03	0.00	2,498.31	
MEDTRONIC INC / CUSIP: 585055106 / Symbol MDT							
2 tax lots for 01/06/14. Total proceeds (and cost when required) reported to the IRS.							
	6 000	354.26	03/19/12	237.23	0.00	117.03	Sale
	2 000	118.08	04/12/12	76.34	0.00	41.74	Sale
01/06/14	8 000	472.34	VARIOUS	313.57	0.00	158.77	Total of 2 lots
2 tax lots for 01/10/14. Total proceeds (and cost when required) reported to the IRS.							
	4 000	240.13	04/12/12	152.68	0.00	87.45	Sale

\* This is important tax information and is being furnished to the Internal Revenue Service. If you are required to file a return, a negligence penalty or other sanction may be imposed on you if this income is taxable and the IRS determines that it has not been reported. Remember, taxpayers are ultimately responsible for the accuracy of their tax return(s).

\*\*For NONCOVERED tax lots, values for "Date acquired," "Cost or other basis" and "Adjustments & Code(s), if any" are provided for your reference and are NOT reported to the IRS. For all tax lots, values for "Gain or loss(-)" and "Additional information" are provided for your reference and are NOT reported to the IRS.

UBS FINANCIAL SERVICES INC.

Account UZ 00122

## Proceeds from Broker and Barter Exchange Transactions

2014 1099-B\*

(continued)

OMB No. 1545-0715

## 2- LONG-TERM TRANSACTIONS

5- COVERED tax lots 3- Basis is reported to the IRS\*\*

Report on Form 8949, Part II, with Box D checked

## 1a- Description of property/CUSIP/Symbol

1c- Date sold or disposed	Quantity	1d- Proceeds & 6- Reported (G)ross (N)et	1b- Date acquired	1e- Cost or other basis	1g- Adjustments & 1f- Code(s), if any	Gain or loss(-) & 7- Loss not allowed(X)	Additional information
MEDTRONIC INC / CUSIP. 585055106 / Symbol MDT (cont'd)							
	7 000	420.24	05/18/12	260.18	0.00	160.06	Sale
01/10/14	11.000	660.37	VARIOUS	412.86	0.00	247.51	Total of 2 lots
2 tax lots for 05/20/14. Total proceeds (and cost when required) reported to the IRS.							
	4 000	238.53	05/18/12	148.67	0.00	89.86	Sale
	12 000	715.59	06/05/12	431.25	0.00	284.34	Sale
05/20/14	16.000	954.12	VARIOUS	579.92	0.00	374.20	Total of 2 lots
2 tax lots for 06/05/14. Total proceeds (and cost when required) reported to the IRS.							
	3.000	186.01	06/05/12	107.81	0.00	78.20	Sale
	27 000	1,674.06	08/16/12	1,096.20	0.00	577.86	Sale
06/05/14	30.000	1,860.07	VARIOUS	1,204.01	0.00	656.06	Total of 2 lots
06/16/14	34.000	2,031.63	08/16/12	1,380.39	0.00	651.24	Sale
2 tax lots for 06/19/14. Total proceeds (and cost when required) reported to the IRS.							
	5 000	323.84	08/16/12	203.00	0.00	120.84	Sale
	15.000	971.53	10/01/12	652.16	0.00	319.37	Sale
06/19/14	20 000	1,295.37	VARIOUS	855.16	0.00	440.21	Total of 2 lots
06/23/14	8.000	514.91	10/01/12	347.81	0.00	167.10	Sale
3 tax lots for 06/24/14. Total proceeds (and cost when required) reported to the IRS							
	8 000	515.04	10/01/12	347.82	0.00	167.22	Sale
	13 000	836.95	11/20/12	555.10	0.00	281.85	Sale
	29 000	1,867.03	12/28/12	1,185.73	0.00	681.30	Sale
06/24/14	50 000	3,219.02	VARIOUS	2,088.65	0.00	1,130.37	Total of 3 lots
07/24/14	14 000	888.87	12/28/12	572.42	0.00	316.45	Sale
2 tax lots for 08/14/14. Total proceeds (and cost when required) reported to the IRS							
	9 000	572.59	12/28/12	367.99	0.00	204.60	Sale
	5 000	318.11	01/15/13	220.50	0.00	97.61	Sale
08/14/14	14 000	890.70	VARIOUS	588.49	0.00	302.21	Total of 2 lots
08/18/14	20 000	1,270.57	01/15/13	882.00	0.00	388.57	Sale
08/19/14	38 000	2,420.11	01/15/13	1,675.80	0.00	744.31	Sale
08/25/14	2 000	128.00	01/15/13	88.20	0.00	39.80	Sale
Security total:		16,606.08		10,989.28	0.00	5,616.80	

\* This is important tax information and is being furnished to the Internal Revenue Service. If you are required to file a return, a negligence penalty or other sanction may be imposed on you if this income is taxable and the IRS determines that it has not been reported. Remember, taxpayers are ultimately responsible for the accuracy of their tax return(s).

\*\*For NONCOVERED tax lots, values for "Date acquired," "Cost or other basis" and "Adjustments & Code(s), if any" are provided for your reference and are NOT reported to the IRS. For all tax lots, values for "Gain or loss(-)" and "Additional information" are provided for your reference and are NOT reported to the IRS

UBS FINANCIAL SERVICES INC.

Account UZ 00122

**Proceeds from Broker and Barter Exchange Transactions**

2014 1099-B\*

(continued)

OMB No. 1545-0715

**2- LONG-TERM TRANSACTIONS****5- COVERED tax lots 3- Basis is reported to the IRS\*\***

Report on Form 8949, Part II, with Box D checked

**1a- Description of property/CUSIP/Symbol**

1c- Date sold or disposed	Quantity	1d- Proceeds & 6- Reported (G)ross (N)et	1b- Date acquired	1e- Cost or other basis	1g- Adjustments & 1f- Code(s), if any	Gain or loss(-) & 7- Loss not allowed(X)	Additional information
MERCK & CO INC NEW COM / CUSIP: 58933Y105 / Symbol: MRK							
12/02/14	64.000	3,891.12	10/07/13	3,076.93	0 00	814.19	Sale
MICROSOFT CORP / CUSIP: 594918104 / Symbol: MSFT							
2 tax lots for 12/02/14. Total proceeds (and cost when required) reported to the IRS.							
	47 000	2,278.70	08/28/13	1,555.65	0 00	723.05	Sale
	25.000	1,212.08	08/30/13	835.24	0.00	376.84	Sale
12/02/14	72.000	3,490.78	VARIOUS	2,390.89	0 00	1,099.89	Total of 2 lots
MONDELEZ INTL INC / CUSIP: 609207105 / Symbol: MDLZ							
2 tax lots for 12/02/14. Total proceeds (and cost when required) reported to the IRS							
	55 000	2,142.93	02/08/11	1,113.03	0.00	1,029.90	Sale
	35 000	1,363.68	07/25/11	798.05	0 00	565.63	Sale
12/02/14	90 000	3,506.61	VARIOUS	1,911.08	0.00	1,595.53	Total of 2 lots
MYLAN INC / CUSIP: 628530107 / Symbol: MYL							
3 tax lots for 01/14/14. Total proceeds (and cost when required) reported to the IRS.							
	10 000	458.90	10/04/11	157.80	0 00	301.10	Sale
	11 000	504.79	10/19/11	191.92	0 00	312.87	Sale
	6 000	275.34	10/27/11	120.54	0 00	154.80	Sale
01/14/14	27 000	1,239.03	VARIOUS	470.26	0.00	768.77	Total of 3 lots
3 tax lots for 02/18/14. Total proceeds (and cost when required) reported to the IRS							
	11 000	537.81	10/27/11	220.98	0 00	316.83	Sale
	5 000	244.46	10/28/11	101.15	0 00	143.31	Sale
	11.000	537.81	11/25/11	192.47	0.00	345.34	Sale
02/18/14	27 000	1,320.08	VARIOUS	514.60	0 00	805.48	Total of 3 lots
2 tax lots for 02/19/14. Total proceeds (and cost when required) reported to the IRS							
	1.000	51.00	11/25/11	17.50	0.00	33.50	Sale
	21.000	1,070.99	12/27/11	455.70	0.00	615.29	Sale
02/19/14	22 000	1,121.99	VARIOUS	473.20	0.00	648.79	Total of 2 lots
2 tax lots for 02/27/14. Total proceeds (and cost when required) reported to the IRS							
	13 000	736.05	12/27/11	282.10	0.00	453.95	Sale

\* This is important tax information and is being furnished to the Internal Revenue Service. If you are required to file a return, a negligence penalty or other sanction may be imposed on you if this income is taxable and the IRS determines that it has not been reported. Remember, taxpayers are ultimately responsible for the accuracy of their tax return(s).

\*\*For NONCOVERED tax lots, values for "Date acquired," "Cost or other basis" and "Adjustments & Code(s), if any" are provided for your reference and are NOT reported to the IRS. For all tax lots, values for "Gain or loss(-)" and "Additional information" are provided for your reference and are NOT reported to the IRS.

UBS FINANCIAL SERVICES INC.

Account UZ 00122

## Proceeds from Broker and Barter Exchange Transactions

2014 1099-B\*

(continued)

OMB No 1545-0715

## 2- LONG-TERM TRANSACTIONS

5- COVERED tax lots 3- Basis is reported to the IRS\*\*

Report on Form 8949, Part II, with Box D checked

## 1a- Description of property/CUSIP/Symbol

1c- Date sold or disposed	Quantity	1d- Proceeds & 6- Reported (G)ross (N)et	1b- Date acquired	1e- Cost or other basis	1g- Adjustments & 1f- Code(s), if any	Gain or loss(-) & 7- Loss not allowed(X)	Additional information
MYLAN INC / CUSIP: 628530107 / Symbol: MYL (cont'd)							
	6.000	339.72	02/28/12	139.16	0.00	200.56	Sale
02/27/14	19.000	1,075.77	VARIOUS	421.26	0.00	654.51	Total of 2 lots
03/06/14	17.000	926.30	02/28/12	394.27	0.00	532.03	Sale
2 tax lots for 03/21/14. Total proceeds (and cost when required) reported to the IRS.							
	7.000	366.10	08/13/12	163.77	0.00	202.33	Sale
	18.000	941.40	08/16/12	428.52	0.00	512.88	Sale
03/21/14	25.000	1,307.50	VARIOUS	592.29	0.00	715.21	Total of 2 lots
03/26/14	1.000	50.20	08/16/12	23.80	0.00	26.40	Sale
10/03/14	34.000	1,716.70	08/16/12	809.42	0.00	907.28	Sale
12/01/14	10.000	580.33	08/16/12	238.07	0.00	342.26	Sale
12/02/14	60.000	3,462.17	08/16/12	1,428.39	0.00	2,033.78	Sale
Security total:		12,800.07		5,365.56	0.00	7,434.51	
NAVIENT CORP COM / CUSIP: 63938C108 / Symbol: NAVI							
2 tax lots for 12/02/14. Total proceeds (and cost when required) reported to the IRS							
	17.000	356.55	11/20/12	183.61	0.00	172.94	Sale
	123.000	2,579.74	12/21/12	1,315.31	0.00	1,264.43	Sale
12/02/14	140.000	2,936.29	VARIOUS	1,498.92	0.00	1,437.37	Total of 2 lots
PEPSICO INC COMMON STOCK / CUSIP: 713448108 / Symbol: PEP							
07/18/14	18.000	1,622.92	03/23/12	1,179.36	0.00	443.56	Sale
08/05/14	2.000	178.88	03/23/12	131.04	0.00	47.84	Sale
3 tax lots for 10/21/14. Total proceeds (and cost when required) reported to the IRS							
	5.000	469.54	03/23/12	327.60	0.00	141.94	Sale
	12.000	1,126.91	03/29/12	788.75	0.00	338.16	Sale
	2.000	187.82	04/27/12	132.70	0.00	55.12	Sale
10/21/14	19.000	1,784.27	VARIOUS	1,249.05	0.00	535.22	Total of 3 lots
7 tax lots for 12/02/14. Total proceeds (and cost when required) reported to the IRS							
	2.000	200.82	04/27/12	132.69	0.00	68.13	Sale
	7.000	702.85	05/21/12	475.96	0.00	226.89	Sale
	5.000	502.04	05/31/12	340.15	0.00	161.89	Sale
	8.000	803.26	06/25/12	545.98	0.00	257.28	Sale
	7.000	702.86	06/26/12	480.26	0.00	222.60	Sale

\* This is important tax information and is being furnished to the Internal Revenue Service. If you are required to file a return, a negligence penalty or other sanction may be imposed on you if this income is taxable and the IRS determines that it has not been reported. Remember, taxpayers are ultimately responsible for the accuracy of their tax return(s).

\*\*For NONCOVERED tax lots, values for "Date acquired," "Cost or other basis" and "Adjustments & Code(s), if any" are provided for your reference and are NOT reported to the IRS. For all tax lots, values for "Gain or loss(-)" and "Additional information" are provided for your reference and are NOT reported to the IRS.

UBS FINANCIAL SERVICES INC.

Account UZ 00122

## Proceeds from Broker and Barter Exchange Transactions

2014 1099-B\*

(continued)

OMB No. 1545-0715

## 2- LONG-TERM TRANSACTIONS

5- COVERED tax lots 3- Basis is reported to the IRS\*\*

Report on Form 8949, Part II, with Box D checked

## 1a- Description of property/CUSIP/Symbol

1c- Date sold or disposed	Quantity	1d- Proceeds & 6- Reported (G)ross (N)et	1b- Date acquired	1e- Cost or other basis	1g- Adjustments & 1f- Code(s), if any	Gain or loss(-) & 7- Loss not allowed(X)	Additional information
PEPSICO INC COMMON STOCK / CUSIP. 713448108 / Symbol PEP (cont'd)							
	2 000	200.81	07/30/12	145.39	0.00	55.42	Sale
	15 000	1,506.12	08/13/12	1,078.94	0.00	427.18	Sale
12/02/14	46 000	4,618.76	VARIOUS	3,199.37	0.00	1,419.39	Total of 7 lots
	Security total:	8,204.83		5,758.82	0.00	2,446.01	
PFIZER INC COMMON STOCK / CUSIP. 717081103 / Symbol: PFE							
05/19/14	6 000	176.94	02/03/11	113.94	0.00	63.00	Sale
	2 tax lots for 05/27/14. Total proceeds (and cost when required) reported to the IRS						
	19 000	562.23	02/03/11	360.81	0.00	201.42	Sale
	35 000	1,035.70	02/08/11	670.22	0.00	365.48	Sale
05/27/14	54 000	1,597.93	VARIOUS	1,031.03	0.00	566.90	Total of 2 lots
05/30/14	57 000	1,686.03	02/08/11	1,091.50	0.00	594.53	Sale
	2 tax lots for 06/27/14. Total proceeds (and cost when required) reported to the IRS						
	18 000	533.51	02/08/11	344.69	0.00	188.82	Sale
	17 000	503.87	04/14/11	348.16	0.00	155.71	Sale
06/27/14	35 000	1,037.38	VARIOUS	692.85	0.00	344.53	Total of 2 lots
	2 tax lots for 08/04/14. Total proceeds (and cost when required) reported to the IRS						
	32 000	920.02	04/14/11	655.35	0.00	264.67	Sale
	5 000	143.75	07/25/11	99.20	0.00	44.55	Sale
08/04/14	37 000	1,063.77	VARIOUS	754.55	0.00	309.22	Total of 2 lots
11/11/14	51 000	1,543.75	07/25/11	1,011.80	0.00	531.95	Sale
12/02/14	138 000	4,344.80	07/25/11	2,737.80	0.00	1,607.00	Sale
	Security total:	11,450.60		7,433.47	0.00	4,017.13	
SLM CORP VTG / CUSIP 78442P106 / Symbol SLM							
	3 tax lots for 04/17/14. Total proceeds (and cost when required) reported to the IRS.						
	48 000	1,244.27	11/13/12	809.25	0.00	435.02	Sale
	49 000	1,270.20	11/14/12	819.26	0.00	450.94	Sale
	17 000	440.68	11/20/12	286.45	0.00	154.23	Sale
04/17/14	114 000	2,955.15	VARIOUS	1,914.96	0.00	1,040.19	Total of 3 lots
	2 tax lots for 05/07/14. Total proceeds (and cost when required) reported to the IRS.						
	17 000	149.84	11/20/12	102.84	0.00	47.00	Sale

\* This is important tax information and is being furnished to the Internal Revenue Service. If you are required to file a return, a negligence penalty or other sanction may be imposed on you if this income is taxable and the IRS determines that it has not been reported. Remember, taxpayers are ultimately responsible for the accuracy of their tax return(s).

\*\*For NONCOVERED tax lots, values for "Date acquired," "Cost or other basis" and "Adjustments & Code(s), if any" are provided for your reference and are NOT reported to the IRS. For all tax lots, values for "Gain or loss(-)" and "Additional information" are provided for your reference and are NOT reported to the IRS.

UBS FINANCIAL SERVICES INC.

Account UZ 00122

**Proceeds from Broker and Barter Exchange Transactions**

2014 1099-B\*

(continued)

OMB No. 1545-0715

**2- LONG-TERM TRANSACTIONS****5- COVERED tax lots 3- Basis is reported to the IRS\*\***

Report on Form 8949, Part II, with Box D checked

1a- Description of property/CUSIP/Symbol

1c- Date sold or disposed	Quantity	1d- Proceeds & 6- Reported (G)ross (N)et	1b- Date acquired	1e- Cost or other basis	1g- Adjustments & 1f- Code(s), if any	Gain or loss(-) & 7- Loss not allowed(X)	Additional information
SLM CORP VTG / CUSIP 78442P106 / Symbol: SLM (cont'd)							
	50.000	440.69	12/21/12	299.45	0.00	141.24	Sale
05/07/14	67.000	590.53	VARIOUS	402.29	0.00	188.24	Total of 2 lots
2 tax lots for 12/02/14. Total proceeds (and cost when required) reported to the IRS							
	152.000	1,493.29	12/21/12	910.34	0.00	582.95	Sale
	68.000	668.05	01/15/13	422.81	0.00	245.24	Sale
12/02/14	220.000	2,161.34	VARIOUS	1,333.15	0.00	828.19	Total of 2 lots
Security total:		5,707.02		3,650.40	0.00	2,056.62	
SEALED AIR CORP NEW / CUSIP: 81211K100 / Symbol: SEE							
2 tax lots for 12/02/14. Total proceeds (and cost when required) reported to the IRS							
	35.000	1,382.87	12/20/12	604.74	0.00	778.13	Sale
	52.000	2,054.55	12/24/12	908.45	0.00	1,146.10	Sale
12/02/14	87.000	3,437.42	VARIOUS	1,513.19	0.00	1,924.23	Total of 2 lots
STATE STREET CORP / CUSIP: 857477103 / Symbol: STT							
3 tax lots for 03/28/14. Total proceeds (and cost when required) reported to the IRS.							
	3.000	206.67	02/16/11	137.72	0.00	68.95	Sale
	4.000	275.55	02/17/11	182.36	0.00	93.19	Sale
	8.000	551.11	05/16/11	366.56	0.00	184.55	Sale
03/28/14	15.000	1,033.33	VARIOUS	686.64	0.00	346.69	Total of 3 lots
4 tax lots for 11/26/14. Total proceeds (and cost when required) reported to the IRS							
	2.000	153.72	05/16/11	91.64	0.00	62.08	Sale
	5.000	384.29	06/03/11	218.14	0.00	166.15	Sale
	8.000	614.88	06/27/11	353.59	0.00	261.29	Sale
	9.000	691.73	07/25/11	384.12	0.00	307.61	Sale
11/26/14	24.000	1,844.62	VARIOUS	1,047.49	0.00	797.13	Total of 4 lots
3 tax lots for 12/02/14. Total proceeds (and cost when required) reported to the IRS.							
	48.000	3,713.37	07/25/11	2,048.64	0.00	1,664.73	Sale
	10.000	773.62	08/31/11	358.45	0.00	415.17	Sale
	34.000	2,630.30	09/30/11	1,095.03	0.00	1,535.27	Sale
12/02/14	92.000	7,117.29	VARIOUS	3,502.12	0.00	3,615.17	Total of 3 lots

\* This is important tax information and is being furnished to the Internal Revenue Service. If you are required to file a return, a negligence penalty or other sanction may be imposed on you if this income is taxable and the IRS determines that it has not been reported. Remember, taxpayers are ultimately responsible for the accuracy of their tax return(s).

\*\*For NONCOVERED tax lots, values for "Date acquired," "Cost or other basis" and "Adjustments & Code(s), if any" are provided for your reference and are NOT reported to the IRS. For all tax lots, values for "Gain or loss(-)" and "Additional information" are provided for your reference and are NOT reported to the IRS.

UBS FINANCIAL SERVICES INC.

Account UZ 00122

## Proceeds from Broker and Barter Exchange Transactions

2014 1099-B\*

(continued)

OMB No. 1545-0715

## 2- LONG-TERM TRANSACTIONS

5- COVERED tax lots 3- Basis is reported to the IRS\*\*

Report on Form 8949, Part II, with Box D checked

## 1a- Description of property/CUSIP/Symbol

1c- Date sold or disposed	Quantity	1d- Proceeds & 6- Reported (G)ross (N)et	1b- Date acquired	1e- Cost or other basis	1g- Adjustments & 1f- Code(s), if any	Gain or loss(-) & 7- Loss not allowed(X)	Additional information
STATE STREET CORP / CUSIP: 857477103 / Symbol: STT (cont'd)							
12/03/14	2 000	156.59	09/30/11	64.41	0.00	92 18	Sale
	Security total:	10,151.83		5,300 66	0.00	4,851.17	
TEREX CORP DELA NEW COMMON STOCK / CUSIP 880779103 / Symbol TEX							
2 tax lots for 07/22/14. Total proceeds (and cost when required) reported to the IRS							
	2.000	81.41	01/14/11	63.58	0 00	17.83	Sale
	26 000	1,058.35	02/08/11	947.09	0.00	111 26	Sale
07/22/14	28 000	1,139.76	VARIOUS	1,010.67	0.00	129.09	Total of 2 lots
08/08/14	13 000	458.31	02/08/11	473.54	0.00	-15.23	Sale
6 tax lots for 12/02/14. Total proceeds (and cost when required) reported to the IRS							
	7.000	194 35	02/08/11	254.99	0.00	-60 64	Sale
	16.000	444.23	03/11/11	525.90	0.00	-81.67	Sale
	10 000	277.64	04/11/11	344 48	0.00	-66 84	Sale
	17.000	471.99	04/12/11	559.41	0 00	-87 42	Sale
	7 000	194.35	05/17/11	203.44	0 00	-9 09	Sale
	40 000	1,110 57	07/25/11	970 19	0.00	140.38	Sale
12/02/14	97 000	2,693.13	VARIOUS	2,858 41	0.00	-165.28	Total of 6 lots
	Security total:	4,291 20		4,342.62	0.00	-51.42	
TEXTRON INC COMMON STOCK / CUSIP: 883203101 / Symbol: TXT							
10/20/14	1 000	36 39	01/26/11	26 00	0 00	10.39	Sale
5 tax lots for 12/02/14. Total proceeds (and cost when required) reported to the IRS							
	25.000	1,052.84	01/26/11	650.00	0 00	402 84	Sale
	58.000	2,442.59	02/08/11	1,619.85	0.00	822 74	Sale
	13.000	547.47	03/02/11	342.15	0.00	205 32	Sale
	31.000	1,305.53	05/03/11	787.53	0.00	518 00	Sale
	15.000	631.70	07/25/11	372.27	0.00	259 43	Sale
12/02/14	142.000	5,980.13	VARIOUS	3,771 80	0 00	2,208 33	Total of 5 lots
	Security total:	6,016.52		3,797 80	0 00	2,218 72	
THERMO FISHER SCIENTIFIC INC / CUSIP 883556102 / Symbol TMO							
2 tax lots for 01/10/14. Total proceeds (and cost when required) reported to the IRS							
	12.000	1,367.51	08/16/12	680.40	0.00	687 11	Sale

\* This is important tax information and is being furnished to the Internal Revenue Service. If you are required to file a return, a negligence penalty or other sanction may be imposed on you if this income is taxable and the IRS determines that it has not been reported. Remember, taxpayers are ultimately responsible for the accuracy of their tax return(s).

\*\*For NONCOVERED tax lots, values for "Date acquired," "Cost or other basis" and "Adjustments & Code(s), if any" are provided for your reference and are NOT reported to the IRS. For all tax lots, values for "Gain or loss(-)" and "Additional information" are provided for your reference and are NOT reported to the IRS.

UBS FINANCIAL SERVICES INC.

Account UZ 00122

## Proceeds from Broker and Barter Exchange Transactions

2014 1099-B\*

(continued)

OMB No. 1545-0715

## 2- LONG-TERM TRANSACTIONS

5- COVERED tax lots 3- Basis is reported to the IRS\*\*

Report on Form 8949, Part II, with Box D checked

## 1a- Description of property/CUSIP/Symbol

1c- Date sold or disposed	Quantity	1d- Proceeds & 6- Reported (G)ross (N)et	1b- Date acquired	1e- Cost or other basis	1g- Adjustments & 1f- Code(s), if any	Gain or loss(-) & 7- Loss not allowed(X)	Additional information
THERMO FISHER SCIENTIFIC INC / CUSIP 883556102 / Symbol. TMO (cont'd)							
	11.000	1,253.56	11/07/12	666.29	0.00	587.27	Sale
01/10/14	23.000	2,621.07	VARIOUS	1,346.69	0.00	1,274.38	Total of 2 lots
2 tax lots for 01/16/14. Total proceeds (and cost when required) reported to the IRS.							
	10.000	1,157.95	11/07/12	605.72	0.00	552.23	Sale
	12.000	1,389.53	01/15/13	812.52	0.00	577.01	Sale
01/16/14	22.000	2,547.48	VARIOUS	1,418.24	0.00	1,129.24	Total of 2 lots
01/28/14	19.000	2,130.54	01/15/13	1,286.49	0.00	844.05	Sale
Security total:		7,299.09		4,051.42	0.00	3,247.67	
TIME INC NEW COM / CUSIP 887228104 / Symbol. TIME							
4 tax lots for 06/12/14. Total proceeds (and cost when required) reported to the IRS.							
	3.750	84.37	02/08/11	44.22	0.00	40.15	Sale
	5.125	115.31	07/25/11	60.94	0.00	54.37	Sale
	9.000	202.50	08/16/12	124.29	0.00	78.21	Sale
	6.625	149.06	01/15/13	105.40	0.00	43.66	Sale
06/12/14	24.500	551.24	VARIOUS	334.85	0.00	216.39	Total of 4 lots
TIME WARNER INC NEW / CUSIP: 887317303 / Symbol: TWX							
07/16/14	22.000	1,834.74	02/08/11	768.15	0.00	1,066.59	Sale
09/22/14	6.000	455.39	02/08/11	209.50	0.00	245.89	Sale
2 tax lots for 10/15/14. Total proceeds (and cost when required) reported to the IRS.							
	2.000	144.48	02/08/11	69.83	0.00	74.65	Sale
	21.000	1,522.82	07/25/11	739.28	0.00	783.54	Sale
10/15/14	23.000	1,667.30	VARIOUS	809.11	0.00	858.19	Total of 2 lots
10/16/14	16.000	1,204.09	07/25/11	563.26	0.00	640.83	Sale
2 tax lots for 11/06/14. Total proceeds (and cost when required) reported to the IRS.							
	4.000	308.00	07/25/11	140.81	0.00	167.19	Sale
	22.000	1,693.97	08/16/12	899.59	0.00	794.38	Sale
11/06/14	26.000	2,001.97	VARIOUS	1,040.40	0.00	961.57	Total of 2 lots
12/02/14	24.000	2,025.40	08/16/12	981.38	0.00	1,044.02	Sale
12/15/14	19.000	1,554.22	08/16/12	776.92	0.00	777.30	Sale

\* This is important tax information and is being furnished to the Internal Revenue Service. If you are required to file a return, a negligence penalty or other sanction may be imposed on you if this income is taxable and the IRS determines that it has not been reported. Remember, taxpayers are ultimately responsible for the accuracy of their tax return(s).

\*\*For NONCOVERED tax lots, values for "Date acquired," "Cost or other basis" and "Adjustments & Code(s), if any" are provided for your reference and are NOT reported to the IRS. For all tax lots, values for "Gain or loss(-)" and "Additional information" are provided for your reference and are NOT reported to the IRS.

UBS FINANCIAL SERVICES INC.

Account UZ 00122

## Proceeds from Broker and Barter Exchange Transactions

2014 1099-B\*

(continued)

OMB No. 1545-0715

## 2- LONG-TERM TRANSACTIONS

## 5- COVERED tax lots 3- Basis is reported to the IRS\*\*

Report on Form 8949, Part II, with Box D checked

## 1a- Description of property/CUSIP/Symbol

1c- Date sold or disposed	Quantity	1d- Proceeds & 6- Reported (G)ross (N)et	1b- Date acquired	1e- Cost or other basis	1g- Adjustments & 1f- Code(s), if any	Gain or loss(-) & 7- Loss not allowed(X)	Additional information
TIME WARNER INC NEW / CUSIP: 887317303 / Symbol: TWX (cont'd)							
2 tax lots for 12/17/14. Total proceeds (and cost when required) reported to the IRS							
	7 000	570.49	08/16/12	286 23	0.00	284 26	Sale
	53 000	4,319.40	01/15/13	2,496 73	0.00	1,822.67	Sale
12/17/14	60.000	4,889.89	VARIOUS	2,782.96	0.00	2,106.93	Total of 2 lots
Security total:		15,633.00		7,931 68	0 00	7,701.32	
TRAVELERS COS INC/THE / CUSIP: 89417E109 / Symbol: TRV							
12/02/14	10.000	1,044 44	02/08/11	578 28	0.00	466.16	Sale
VALERO ENERGY CORP NEW / CUSIP: 91913Y100 / Symbol: VLO							
03/03/14	7 000	336 65	02/03/11	165 60	0 00	171 05	Sale
2 tax lots for 03/12/14. Total proceeds (and cost when required) reported to the IRS							
	16.000	876.15	02/03/11	378 53	0 00	497 62	Sale
	10 000	547.60	02/08/11	255.67	0.00	291 93	Sale
03/12/14	26 000	1,423.75	VARIOUS	634 20	0 00	789 55	Total of 2 lots
03/24/14	14 000	755 42	02/08/11	357 94	0 00	397 48	Sale
05/30/14	11 000	613.95	02/08/11	281 24	0 00	332 71	Sale
4 tax lots for 06/27/14. Total proceeds (and cost when required) reported to the IRS							
	2.000	103.50	02/08/11	51.13	0.00	52 37	Sale
	4.000	207.00	02/25/11	101 64	0.00	105 36	Sale
	14 000	724.51	06/07/11	329.30	0.00	395.21	Sale
	9.000	465.75	07/25/11	219.25	0.00	246.50	Sale
06/27/14	29 000	1,500.76	VARIOUS	701 32	0 00	799 44	Total of 4 lots
10/03/14	48.000	2,147.95	07/25/11	1,169 34	0 00	978 61	Sale
2 tax lots for 10/27/14. Total proceeds (and cost when required) reported to the IRS.							
	2 000	96 19	07/25/11	48.72	0.00	47.47	Sale
	12.000	577.12	07/27/11	282.69	0.00	294.43	Sale
10/27/14	14 000	673.31	VARIOUS	331.41	0.00	341 90	Total of 2 lots
2 tax lots for 11/06/14. Total proceeds (and cost when required) reported to the IRS.							
	25.000	1,254.84	07/27/11	588.94	0.00	665.90	Sale
	4.000	200.78	01/13/12	76.69	0.00	124.09	Sale
11/06/14	29.000	1,455.62	VARIOUS	665 63	0 00	789 99	Total of 2 lots

\* This is important tax information and is being furnished to the Internal Revenue Service. If you are required to file a return, a negligence penalty or other sanction may be imposed on you if this income is taxable and the IRS determines that it has not been reported. Remember, taxpayers are ultimately responsible for the accuracy of their tax return(s).

\*\*For NONCOVERED tax lots, values for "Date acquired," "Cost or other basis" and "Adjustments & Code(s), if any" are provided for your reference and are NOT reported to the IRS. For all tax lots, values for "Gain or loss(-)" and "Additional information" are provided for your reference and are NOT reported to the IRS

UBS FINANCIAL SERVICES INC.

Account UZ 00122

## Proceeds from Broker and Barter Exchange Transactions

2014 1099-B\*

(continued)

OMB No. 1545-0715

## 2- LONG-TERM TRANSACTIONS

5- COVERED tax lots 3- Basis is reported to the IRS\*\*

Report on Form 8949, Part II, with Box D checked

## 1a- Description of property/CUSIP/Symbol

1c- Date sold or disposed	Quantity	1d- Proceeds & 6- Reported (G)ross (N)et	1b- Date acquired	1e- Cost or other basis	1g- Adjustments & 1f- Code(s), if any	Gain or loss(-) & 7- Loss not allowed(X)	Additional information
VALERO ENERGY CORP NEW / CUSIP: 91913Y100 / Symbol VLO (cont'd)							
2 tax lots for 11/14/14. Total proceeds (and cost when required) reported to the IRS.							
	7.000	348.71	01/13/12	134.20	0.00	214.51	Sale
	22 000	1,095.95	08/16/12	583.70	0.00	512.25	Sale
11/14/14	29 000	1,444.66	VARIOUS	717 90	0.00	726.76	Total of 2 lots
12/02/14	34 000	1,729.66	08/16/12	902 08	0.00	827.58	Sale
Security total:		12,081 73		5,926 66	0.00	6,155.07	
WELLPOINT INC **NAME CHANGE 12/2014** / CUSIP: 94973V107 / Symbol							
4 tax lots for 12/02/14. Total proceeds (and cost when required) reported to the IRS							
	7 000	900.46	05/23/13	544.48	0.00	355 98	Sale
	8 000	1,029 10	06/06/13	607.68	0.00	421 42	Sale
	10.000	1,286.37	06/12/13	784 33	0.00	502 04	Sale
	9 000	1,157 73	06/17/13	711 14	0.00	446 59	Sale
12/02/14	34.000	4,373.66	VARIOUS	2,647.63	0.00	1,726 03	Total of 4 lots
WSTN DIGITAL CORP COMMON STOCK / CUSIP: 958102105 / Symbol: WDC							
2 tax lots for 01/22/14. Total proceeds (and cost when required) reported to the IRS.							
	3.000	265.40	06/29/12	88.30	0.00	177.10	Sale
	10.000	884.65	07/06/12	303.66	0.00	580.99	Sale
01/22/14	13 000	1,150.05	VARIOUS	391 96	0.00	758.09	Total of 2 lots
2 tax lots for 12/02/14. Total proceeds (and cost when required) reported to the IRS.							
	24 000	2,473.44	08/14/12	1,072.54	0.00	1,400.90	Sale
	24 000	2,473.44	08/16/12	1,089.60	0.00	1,383.84	Sale
12/02/14	48 000	4,946.88	VARIOUS	2,162 14	0.00	2,784 74	Total of 2 lots
Security total:		6,096.93		2,554 10	0.00	3,542 83	
ENSCO PLC CL A FOREIGN STOCK / CUSIP: G3157S106 / Symbol: ESV							
2 tax lots for 12/02/14. Total proceeds (and cost when required) reported to the IRS							
	12.000	397 19	02/07/11	623.32	226 13 W	0 00	Sale

\* This is important tax information and is being furnished to the Internal Revenue Service. If you are required to file a return, a negligence penalty or other sanction may be imposed on you if this income is taxable and the IRS determines that it has not been reported. Remember, taxpayers are ultimately responsible for the accuracy of their tax return(s).

\*\*For NONCOVERED tax lots, values for "Date acquired," "Cost or other basis" and "Adjustments & Code(s), if any" are provided for your reference and are NOT reported to the IRS. For all tax lots, values for "Gain or loss(-)" and "Additional information" are provided for your reference and are NOT reported to the IRS.

UBS FINANCIAL SERVICES INC.

Account UZ 00122

## Proceeds from Broker and Barter Exchange Transactions

2014 1099-B\*

(continued)

OMB No. 1545-0715

## 2- LONG-TERM TRANSACTIONS

5- COVERED tax lots 3- Basis is reported to the IRS\*\*

Report on Form 8949, Part II, with Box D checked

## 1a- Description of property/CUSIP/Symbol

1c- Date sold or disposed	Quantity	1d- Proceeds & 6- Reported (G)ross (N)et	1b- Date acquired	1e- Cost or other basis	1g- Adjustments & 1f- Code(s), if any	Gain or loss(-) & 7- Loss not allowed(X)	Additional information
ENSCO PLC CL A FOREIGN STOCK / CUSIP G3157S106 / Symbol. ESV (cont'd)							
	10.000	330.99	02/08/11	510.72	179.73 W	0.00	Sale
12/02/14	22.000	728.18	VARIOUS	1,134.04	405.86 W	0.00	Total of 2 lots
NABORS INDUSTRIES LTD NEW (BERMUDA) FOREIGN STOCK / CUSIP G6359F103 / Symbol NBR							
5 tax lots for 02/20/14. Total proceeds (and cost when required) reported to the IRS							
	13.000	284.44	04/01/11	399.01	0.00	-114.57	Sale
	22.000	481.36	04/11/11	694.69	0.00	-213.33	Sale
	28.000	612.63	04/12/11	822.91	0.00	-210.28	Sale
	2.000	43.76	04/14/11	61.10	0.00	-17.34	Sale
	13.000	284.44	04/29/11	396.44	0.00	-112.00	Sale
02/20/14	78.000	1,706.63	VARIOUS	2,374.15	0.00	-667.52	Total of 5 lots
2 tax lots for 07/25/14. Total proceeds (and cost when required) reported to the IRS							
	12.000	349.43	05/19/11	317.26	0.00	32.17	Sale
	7.000	203.84	06/29/11	169.81	0.00	34.03	Sale
07/25/14	19.000	553.27	VARIOUS	487.07	0.00	66.20	Total of 2 lots
3 tax lots for 12/02/14. Total proceeds (and cost when required) reported to the IRS.							
	18.000	231.56	06/29/11	436.67	205.11 W	0.00	Sale
	70.000	900.51	07/25/11	1,891.26	990.75 W	0.00	Sale
	8.000	102.92	08/04/11	184.30	81.38 W	0.00	Sale
12/02/14	96.000	1,234.99	VARIOUS	2,512.23	1,277.24 W	0.00	Total of 3 lots
Security total:		3,494.89		5,373.45	1,277.24 W	-601.32	
PENTAIR PLC FOREIGN STOCK / CUSIP. G7S00T104 / Symbol: PNR							
4 tax lots for 12/02/14 Total proceeds (and cost when required) reported to the IRS							
	1.767	111.14	07/25/11	62.07	0.00	49.07	Sale
	4.559	286.72	03/23/12	178.66	0.00	108.06	Sale
	25.674	1,614.69	08/16/12	1,103.36	0.00	511.33	Sale
	5.000	314.46	12/21/12	241.37	0.00	73.09	Sale
12/02/14	37.000	2,327.01	VARIOUS	1,585.46	0.00	741.55	Total of 4 lots

\* This is important tax information and is being furnished to the Internal Revenue Service. If you are required to file a return, a negligence penalty or other sanction may be imposed on you if this income is taxable and the IRS determines that it has not been reported. Remember, taxpayers are ultimately responsible for the accuracy of their tax return(s).

\*\*For NONCOVERED tax lots, values for "Date acquired," "Cost or other basis" and "Adjustments & Code(s), if any" are provided for your reference and are NOT reported to the IRS. For all tax lots, values for "Gain or loss(-)" and "Additional information" are provided for your reference and are NOT reported to the IRS

UBS FINANCIAL SERVICES INC.

Account UZ 00122

## Proceeds from Broker and Barter Exchange Transactions

2014 1099-B\*

(continued)

OMB No. 1545-0715

## 2- LONG-TERM TRANSACTIONS

5- COVERED tax lots 3- Basis is reported to the IRS\*\*

Report on Form 8949, Part II, with Box D checked

## 1a- Description of property/CUSIP/Symbol

1c- Date sold or disposed	Quantity	1d- Proceeds & 6- Reported (G)ross (N)et	1b- Date acquired	1e- Cost or other basis	1g- Adjustments & 1f- Code(s), if any	Gain or loss(-) & 7- Loss not allowed(X)	Additional information
TYCO INTL PLC FOREIGN STOCK / CUSIP G91442106 / Symbol TYC							
2 tax lots for 12/02/14. Total proceeds (and cost when required) reported to the IRS							
	74.000	3,199.69	08/16/12	2,133.62	0 00	1,066 07	Sale
	1 000	43 24	12/03/12	27.92	0.00	15 32	Sale
12/02/14	75 000	3,242.93	VARIOUS	2,161 54	0 00	1,081.39	Total of 2 lots
PENTAIR LTD ** MERGER EFF 06/2014** \$0.22 / CUSIP H6169Q108 / Symbol.							
03/26/14	11 000	863 69	07/25/11	386 36	0 00	477 33	Sale
TE CONNECTIVITY LTD FOREIGN STOCK CHF / CUSIP H84989104 / Symbol TEL							
06/16/14	28 000	1,724.22	02/08/11	1,045 80	0 00	678 42	Sale
2 tax lots for 06/18/14. Total proceeds (and cost when required) reported to the IRS							
	29 000	1,781.83	02/08/11	1,083 15	0.00	698.68	Sale
	70 000	4,300 96	07/25/11	2,541 70	0.00	1,759.26	Sale
06/18/14	99.000	6,082.79	VARIOUS	3,624 85	0 00	2,457 94	Total of 2 lots
2 tax lots for 06/20/14. Total proceeds (and cost when required) reported to the IRS							
	18.000	1,118.65	07/25/11	653.58	0.00	465 07	Sale
	127.000	7,892 67	08/16/12	4,532.15	0.00	3,360 52	Sale
06/20/14	145.000	9,011.32	VARIOUS	5,185.73	0.00	3,825 59	Total of 2 lots
2 tax lots for 07/23/14. Total proceeds (and cost when required) reported to the IRS							
	18.000	1,114 72	08/16/12	642.35	0 00	472 37	Sale
	63 000	3,901.50	01/15/13	2,391.47	0 00	1,510 03	Sale
07/23/14	81 000	5,016.22	VARIOUS	3,033.82	0.00	1,982 40	Total of 2 lots
09/09/14	24 000	1,495.65	01/15/13	911.04	0.00	584.61	Sale
09/18/14	12.000	744.34	01/15/13	455 52	0.00	288 82	Sale
Security total:		24,074.54		14,256.76	0.00	9,817 78	
TYCO INTL LTD **MERGER EFF 11/2014** CHF / CUSIP H89128104 / Symbol							
03/26/14	14.000	594.98	02/08/11	324.75	0.00	270 23	Sale
2 tax lots for 06/16/14. Total proceeds (and cost when required) reported to the IRS.							
	22.000	994.28	02/08/11	510.33	0.00	483.95	Sale
	1 000	45.19	07/25/11	23 56	0.00	21.63	Sale
06/16/14	23.000	1,039.47	VARIOUS	533 89	0 00	505 58	Total of 2 lots

\* This is important tax information and is being furnished to the Internal Revenue Service. If you are required to file a return, a negligence penalty or other sanction may be imposed on you if this income is taxable and the IRS determines that it has not been reported. Remember, taxpayers are ultimately responsible for the accuracy of their tax return(s).

\*\*For NONCOVERED tax lots, values for "Date acquired," "Cost or other basis" and "Adjustments & Code(s), if any" are provided for your reference and are NOT reported to the IRS. For all tax lots, values for "Gain or loss(-)" and "Additional information" are provided for your reference and are NOT reported to the IRS

UBS FINANCIAL SERVICES INC.

Account UZ 00122

## Proceeds from Broker and Barter Exchange Transactions

2014 1099-B\*

(continued)

OMB No. 1545-0715

## 2- LONG-TERM TRANSACTIONS

5- COVERED tax lots 3- Basis is reported to the IRS\*\*

Report on Form 8949, Part II, with Box D checked

## 1a- Description of property/CUSIP/Symbol

1c- Date sold or disposed	Quantity	1d- Proceeds & 6- Reported (G)ross (N)et	1b- Date acquired	1e- Cost or other basis	1g- Adjustments & 1f- Code(s), if any	Gain or loss(-) & 7- Loss not allowed(X)	Additional information
TYCO INTL LTD **MERGER EFF 11/2014** CHF / CUSIP H89128104 / Symbol: (cont'd)							
3 tax lots for 06/27/14. Total proceeds (and cost when required) reported to the IRS.							
	57 000	2,620.81	07/25/11	1,343.18	0.00	1,277.63	Sale
	19 000	873.60	03/23/12	499.55	0.00	374.05	Sale
	13 000	597.73	08/16/12	374.83	0.00	222.90	Sale
06/27/14	89.000	4,092.14	VARIOUS	2,217.56	0.00	1,874.58	Total of 3 lots
09/30/14	20.000	887.78	08/16/12	576.65	0.00	311.13	Sale
	Security total:	6,614.37		3,652.85	0.00	2,961.52	
	Totals:	372,884.90		230,977.53	1,936.04 W	143,843.41	

## LONG-TERM TRANSACTIONS

5- NONCOVERED tax lots 3- Basis NOT reported to the IRS\*\*

Report on Form 8949, Part II, with Box E checked

## 1a- Description of property/CUSIP/Symbol

1c- Date sold or disposed	Quantity	1d- Proceeds & 6- Reported (G)ross (N)et	Date acquired	Cost or other basis	Adjustments & Code(s), if any	Gain or loss(-) & 7- Loss not allowed(X)	Additional information
AT&T INC / CUSIP 00206R102 / Symbol: T							
2 tax lots for 01/24/14. Total proceeds (and cost when required) reported to the IRS.							
	10 000	335.69	02/08/07	373.50	0.00	-37.81	Sale
	9.000	302.13	04/04/07	354.33	0.00	-52.20	Sale
01/24/14	19.000	637.82	VARIOUS	727.83	0.00	-90.01	Total of 2 lots
3 tax lots for 03/26/14. Total proceeds (and cost when required) reported to the IRS.							
	7.000	244.29	04/04/07	275.59	0.00	-31.30	Sale
	16 000	558.39	04/11/07	622.56	0.00	-64.17	Sale
	10.000	348.99	04/18/07	389.93	0.00	-40.94	Sale
03/26/14	33 000	1,151.67	VARIOUS	1,288.08	0.00	-136.41	Total of 3 lots
2 tax lots for 12/02/14. Total proceeds (and cost when required) reported to the IRS.							
	14.000	479.07	05/04/07	549.50	0.00	-70.43	Sale
	20.000	684.39	07/23/07	799.20	0.00	-114.81	Sale
12/02/14	34 000	1,163.46	VARIOUS	1,348.70	0.00	-185.24	Total of 2 lots
	Security total:	2,952.95		3,364.61	0.00	-411.66	

\* This is important tax information and is being furnished to the Internal Revenue Service. If you are required to file a return, a negligence penalty or other sanction may be imposed on you if this income is taxable and the IRS determines that it has not been reported. Remember, taxpayers are ultimately responsible for the accuracy of their tax return(s).

\*\*For NONCOVERED tax lots, values for "Date acquired," "Cost or other basis" and "Adjustments & Code(s), if any" are provided for your reference and are NOT reported to the IRS. For all tax lots, values for "Gain or loss(-)" and "Additional information" are provided for your reference and are NOT reported to the IRS.

UBS FINANCIAL SERVICES INC.

Account UZ 00122

## Proceeds from Broker and Barter Exchange Transactions

2014 1099-B\*

(continued)

OMB No. 1545-0715

## LONG-TERM TRANSACTIONS

## 5- NONCOVERED tax lots 3- Basis NOT reported to the IRS\*\*

Report on Form 8949, Part II, with Box E checked

## 1a- Description of property/CUSIP/Symbol

1c- Date sold or disposed	Quantity	1d- Proceeds & 6- Reported (G)ross (N)et	Date acquired	Cost or other basis	Adjustments & Code(s), if any	Gain or loss(-) & 7- Loss not allowed(X)	Additional information
AMER ELECTRIC POWER CO COMMON STOCK / CUSIP: 025537101 / Symbol: AEP							
2 tax lots for 07/03/14. Total proceeds (and cost when required) reported to the IRS.							
	4 000	214.27	02/06/07	180 00	0.00	34.27	Sale
	1 000	53.57	02/08/07	45 13	0 00	8.44	Sale
07/03/14	5.000	267.84	VARIOUS	225 13	0 00	42 71	Total of 2 lots
7 tax lots for 12/02/14. Total proceeds (and cost when required) reported to the IRS							
	11.000	642.42	02/08/07	496.43	0 00	145 99	Sale
	7.000	408.82	04/04/07	341.81	0.00	67.01	Sale
	7.000	408.81	04/11/07	341.18	0.00	67.63	Sale
	12.000	700.83	04/18/07	594.64	0 00	106 19	Sale
	10.000	584.02	05/04/07	505.90	0.00	78 12	Sale
	6.000	350 41	07/23/07	279.54	0 00	70 87	Sale
	19.000	1,109 64	06/04/08	817.00	0 00	292 64	Sale
12/02/14	72 000	4,204.95	VARIOUS	3,376 50	0.00	828 45	Total of 7 lots
Security total:		4,472.79		3,601.63	0.00	871 16	
AMER EXPRESS CO / CUSIP: 025816109 / Symbol: AXP							
01/17/14	3 000	276 14	03/04/09	35.73	0.00	240.41	Sale
4 tax lots for 02/18/14. Total proceeds (and cost when required) reported to the IRS.							
	1.000	88.70	03/04/09	11.91	0.00	76.79	Sale
	7 000	620.90	10/14/09	247.01	0.00	373 89	Sale
	8 000	709.59	10/06/10	306.37	0.00	403 22	Sale
	5 000	443.50	12/21/10	216.77	0.00	226 73	Sale
02/18/14	21.000	1,862.69	VARIOUS	782.06	0.00	1,080.63	Total of 4 lots
03/12/14	1 000	92.59	12/21/10	43.36	0 00	49 23	Sale
03/17/14	3 000	272.95	12/21/10	130.06	0.00	142 89	Sale
Security total:		2,504.37		991.21	0.00	1,513.16	
AMERIPRISE FINANCIAL INC / CUSIP: 03076C106 / Symbol: AMP							
01/10/14	5 000	574.15	10/11/10	247.99	0.00	326.16	Sale
CHEVRON CORP / CUSIP: 166764100 / Symbol: CVX							
10 tax lots for 12/02/14. Total proceeds (and cost when required) reported to the IRS.							
	3 000	342.54	02/08/07	221.34	0.00	121.20	Sale

\* This is important tax information and is being furnished to the Internal Revenue Service. If you are required to file a return, a negligence penalty or other sanction may be imposed on you if this income is taxable and the IRS determines that it has not been reported. Remember, taxpayers are ultimately responsible for the accuracy of their tax return(s).

\*\*For NONCOVERED tax lots, values for "Date acquired," "Cost or other basis" and "Adjustments & Code(s), if any" are provided for your reference and are NOT reported to the IRS. For all tax lots, values for "Gain or loss(-)" and "Additional information" are provided for your reference and are NOT reported to the IRS.

UBS FINANCIAL SERVICES INC.

Account UZ 00122

## Proceeds from Broker and Barter Exchange Transactions

2014 1099-B\*

(continued)

OMB No. 1545-0715

## LONG-TERM TRANSACTIONS

5- NONCOVERED tax lots 3- Basis NOT reported to the IRS\*\*

Report on Form 8949, Part II, with Box E checked

## 1a- Description of property/CUSIP/Symbol

1c- Date sold or disposed	Quantity	1d- Proceeds & 6- Reported (G)ross (N)et	Date acquired	Cost or other basis	Adjustments & Code(s), if any	Gain or loss(-) & 7- Loss not allowed(X)	Additional information
CHEVRON CORP / CUSIP: 166764100 / Symbol: CVX (cont'd)							
	7.000	799.27	04/04/07	528.64	0.00	270.63	Sale
	6.000	685.08	04/11/07	458.94	0.00	226.14	Sale
	7.000	799.27	04/18/07	545.02	0.00	254.25	Sale
	6.000	685.09	05/04/07	479.34	0.00	205.75	Sale
	5.000	570.90	07/23/07	461.30	0.00	109.60	Sale
	4.000	456.73	03/26/10	299.03	0.00	157.70	Sale
	3.000	342.54	04/12/10	241.86	0.00	100.68	Sale
	1.000	114.18	04/13/10	80.07	0.00	34.11	Sale
	1.000	114.18	04/14/10	80.22	0.00	33.96	Sale
12/02/14	43.000	4,909.78	VARIOUS	3,395.76	0.00	1,514.02	Total of 10 lots
COMCAST CORP NEW CL A / CUSIP: 20030N101 / Symbol: CMCSA							
	3 tax lots for 12/02/14. Total proceeds (and cost when required) reported to the IRS.						
	5.000	285.02	01/02/08	90.40	0.00	194.62	Sale
	43.000	2,451.13	09/23/08	832.71	0.00	1,618.42	Sale
	11.000	627.04	08/06/09	166.62	0.00	460.42	Sale
12/02/14	59.000	3,363.19	VARIOUS	1,089.73	0.00	2,273.46	Total of 3 lots
GENL ELECTRIC CO / CUSIP: 369604103 / Symbol: GE							
	2 tax lots for 12/02/14. Total proceeds (and cost when required) reported to the IRS.						
	17.000	443.93	03/26/10	311.44	0.00	132.49	Sale
	27.000	705.07	04/14/10	522.45	0.00	182.62	Sale
12/02/14	44.000	1,149.00	VARIOUS	833.89	0.00	315.11	Total of 2 lots
JPMORGAN CHASE & CO / CUSIP: 46625H100 / Symbol: JPM							
02/10/14	13.000	735.56	08/25/08	475.67	0.00	259.89	Sale
02/18/14	3.000	175.32	09/23/08	123.56	0.00	51.76	Sale
	Security total:	910.88		599.23	0.00	311.65	
MONDELEZ INTL INC / CUSIP: 609207105 / Symbol: MDLZ							
	4 tax lots for 05/07/14. Total proceeds (and cost when required) reported to the IRS.						
	34.000	1,285.52	03/30/07	694.43	0.00	591.09	Sale
	5.000	189.05	04/04/07	100.89	0.00	88.16	Sale
	13.000	491.52	04/11/07	270.45	0.00	221.07	Sale

\* This is important tax information and is being furnished to the Internal Revenue Service. If you are required to file a return, a negligence penalty or other sanction may be imposed on you if this income is taxable and the IRS determines that it has not been reported. Remember, taxpayers are ultimately responsible for the accuracy of their tax return(s).

\*\*For NONCOVERED tax lots, values for "Date acquired," "Cost or other basis" and "Adjustments & Code(s), if any" are provided for your reference and are NOT reported to the IRS. For all tax lots, values for "Gain or loss(-)" and "Additional information" are provided for your reference and are NOT reported to the IRS.

UBS FINANCIAL SERVICES INC.

Account UZ 00122

## Proceeds from Broker and Barter Exchange Transactions

2014 1099-B\*

(continued)

OMB No. 1545-0715

## LONG-TERM TRANSACTIONS

## 5- NONCOVERED tax lots 3- Basis NOT reported to the IRS\*\*

Report on Form 8949, Part II, with Box E checked

## 1a- Description of property/CUSIP/Symbol

1c- Date sold or disposed	Quantity	1d- Proceeds & 6- Reported (G)ross (N)et	Date acquired	Cost or other basis	Adjustments & Code(s), if any	Gain or loss(-) & 7- Loss not allowed(X)	Additional information
MONDELEZ INTL INC / CUSIP: 609207105 / Symbol: MDLZ (cont'd)							
	1.000	37.81	05/01/07	21.75	0.00	16.06	Sale
05/07/14	53.000	2,003.90	VARIOUS	1,087.52	0.00	916.38	Total of 4 lots
2 tax lots for 07/14/14. Total proceeds (and cost when required) reported to the IRS							
	9.000	345.70	05/01/07	195.72	0.00	149.98	Sale
	4.000	153.65	05/04/07	85.87	0.00	67.78	Sale
07/14/14	13.000	499.35	VARIOUS	281.59	0.00	217.76	Total of 2 lots
4 tax lots for 11/06/14. Total proceeds (and cost when required) reported to the IRS.							
	11.000	412.25	05/04/07	236.14	0.00	176.11	Sale
	11.000	412.25	07/23/07	256.40	0.00	155.85	Sale
	1.000	37.47	09/09/09	17.43	0.00	20.04	Sale
	5.000	187.39	09/15/09	84.95	0.00	102.44	Sale
11/06/14	28.000	1,049.36	VARIOUS	594.92	0.00	454.44	Total of 4 lots
3 tax lots for 12/02/14. Total proceeds (and cost when required) reported to the IRS.							
	12.000	467.55	09/15/09	203.88	0.00	263.67	Sale
	7.000	272.73	09/30/09	119.19	0.00	153.54	Sale
	3.000	116.89	06/08/10	55.45	0.00	61.44	Sale
12/02/14	22.000	857.17	VARIOUS	378.52	0.00	478.65	Total of 3 lots
Security total:		4,409.78		2,342.55	0.00	2,067.23	
PFIZER INC COMMON STOCK / CUSIP: 717081103 / Symbol: PFE							
4 tax lots for 02/24/14. Total proceeds (and cost when required) reported to the IRS.							
	25.000	796.77	04/20/07	673.83	0.00	122.94	Sale
	13.000	414.32	05/04/07	352.04	0.00	62.28	Sale
	36.000	1,147.34	07/18/07	908.39	0.00	238.95	Sale
	1.000	31.87	07/23/07	25.24	0.00	6.63	Sale
02/24/14	75.000	2,390.30	VARIOUS	1,959.50	0.00	430.80	Total of 4 lots
2 tax lots for 04/29/14. Total proceeds (and cost when required) reported to the IRS.							
	9.000	287.04	07/23/07	227.16	0.00	59.88	Sale
	10.000	318.94	02/07/08	225.80	0.00	93.14	Sale
04/29/14	19.000	605.98	VARIOUS	452.96	0.00	153.02	Total of 2 lots
05/05/14	21.000	628.81	02/07/08	474.18	0.00	154.63	Sale

\* This is important tax information and is being furnished to the Internal Revenue Service. If you are required to file a return, a negligence penalty or other sanction may be imposed on you if this income is taxable and the IRS determines that it has not been reported. Remember, taxpayers are ultimately responsible for the accuracy of their tax return(s).

\*\*For NONCOVERED tax lots, values for "Date acquired," "Cost or other basis" and "Adjustments & Code(s), if any" are provided for your reference and are NOT reported to the IRS. For all tax lots, values for "Gain or loss(-)" and "Additional information" are provided for your reference and are NOT reported to the IRS.

UBS FINANCIAL SERVICES INC.

Account UZ 00122

## Proceeds from Broker and Barter Exchange Transactions

2014 1099-B\*

(continued)

OMB No. 1545-0715

## LONG-TERM TRANSACTIONS

## 5- NONCOVERED tax lots 3- Basis NOT reported to the IRS\*\*

Report on Form 8949, Part II, with Box E checked

## 1a- Description of property/CUSIP/Symbol

1c- Date sold or disposed	Quantity	1d- Proceeds & 6- Reported (G)ross (N)et	Date acquired	Cost or other basis	Adjustments & Code(s), if any	Gain or loss(-) & 7- Loss not allowed(X)	Additional information
PFIZER INC COMMON STOCK / CUSIP 717081103 / Symbol PFE (cont'd)							
4 tax lots for 05/19/14. Total proceeds (and cost when required) reported to the IRS.							
	6 000	176.94	02/07/08	135.48	0.00	41.46	Sale
	12.000	353.87	07/01/09	179.63	0.00	174.24	Sale
	8.000	235.91	03/26/10	137.96	0.00	97.95	Sale
	32.000	943.66	06/28/10	466.88	0.00	476.78	Sale
05/19/14	58.000	1,710.38	VARIOUS	919.95	0.00	790.43	Total of 4 lots
Security total:		5,335.47		3,806.59	0.00	1,528.88	
TEXTRON INC COMMON STOCK / CUSIP 883203101 / Symbol. TXT							
4 tax lots for 10/20/14. Total proceeds (and cost when required) reported to the IRS							
	16 000	582.27	07/16/10	281.47	0.00	300.80	Sale
	2 000	72.78	08/20/10	35.30	0.00	37.48	Sale
	10 000	363.92	10/28/10	209.47	0.00	154.45	Sale
	24.000	873.41	12/23/10	566.64	0.00	306.77	Sale
10/20/14	52.000	1,892.38	VARIOUS	1,092.88	0.00	799.50	Total of 4 lots
TIME INC NEW COM / CUSIP: 887228104 / Symbol: TIME							
06/09/14	0.625	14.17	06/20/07	9.43	0.00	4.74	Sale
4 tax lots for 06/12/14. Total proceeds (and cost when required) reported to the IRS.							
	1 000	22.50	06/20/07	15.10	0.00	7.40	Sale
	0 875	19.69	07/23/07	14.02	0.00	5.67	Sale
	2 375	53.43	03/11/08	10.92	0.00	42.51	Sale
	0 375	8.44	06/08/10	3.65	0.00	4.79	Sale
06/12/14	4 625	104.06	VARIOUS	43.69	0.00	60.37	Total of 4 lots
Security total:		118.23		53.12	0.00	65.11	
TIME WARNER INC NEW / CUSIP: 887317303 / Symbol: TWX							
4 tax lots for 07/16/14. Total proceeds (and cost when required) reported to the IRS.							
	13 000	1,084.16	06/20/07	580.98	0.00	503.18	Sale
	7.000	583.78	07/23/07	332.17	0.00	251.61	Sale
	19 000	1,584.55	03/11/08	258.76	0.00	1,325.79	Sale
	3 000	250.19	06/08/10	86.41	0.00	163.78	Sale
07/16/14	42.000	3,502.68	VARIOUS	1,258.32	0.00	2,244.36	Total of 4 lots

\* This is important tax information and is being furnished to the Internal Revenue Service. If you are required to file a return, a negligence penalty or other sanction may be imposed on you if this income is taxable and the IRS determines that it has not been reported. Remember, taxpayers are ultimately responsible for the accuracy of their tax return(s).

\*\*For NONCOVERED tax lots, values for "Date acquired," "Cost or other basis" and "Adjustments & Code(s), if any" are provided for your reference and are NOT reported to the IRS. For all tax lots, values for "Gain or loss(-)" and "Additional information" are provided for your reference and are NOT reported to the IRS.

UBS FINANCIAL SERVICES INC.

Account UZ 00122

## Proceeds from Broker and Barter Exchange Transactions

2014 1099-B\*

(continued)

OMB No. 1545-0715

## LONG-TERM TRANSACTIONS

5- NONCOVERED tax lots 3- Basis NOT reported to the IRS\*\*

Report on Form 8949, Part II, with Box E checked

## 1a- Description of property/CUSIP/Symbol

1c- Date sold or disposed	Quantity	1d- Proceeds & 6- Reported (G)ross (N)et	Date acquired	Cost or other basis	Adjustments & Code(s), if any	Gain or loss(-) & 7- Loss not allowed(X)	Additional information
TRAVELERS COS INC/THE / CUSIP: 89417E109 / Symbol: TRV							
2 tax lots for 11/11/14. Total proceeds (and cost when required) reported to the IRS.							
	4.000	412.75	04/04/07	210.32	0.00	202.43	Sale
	4.000	412.75	04/11/07	212.84	0.00	199.91	Sale
11/11/14	8.000	825.50	VARIOUS	423.16	0.00	402.34	Total of 2 lots
4 tax lots for 12/02/14. Total proceeds (and cost when required) reported to the IRS.							
	4.000	417.78	04/11/07	212.84	0.00	204.94	Sale
	15.000	1,566.66	04/23/07	808.51	0.00	758.15	Sale
	9.000	940.00	05/04/07	496.71	0.00	443.29	Sale
	8.000	835.56	07/23/07	417.84	0.00	417.72	Sale
12/02/14	36.000	3,760.00	VARIOUS	1,935.90	0.00	1,824.10	Total of 4 lots
Security total:		4,585.50		2,359.06	0.00	2,226.44	
VALERO ENERGY CORP NEW / CUSIP: 91913Y100 / Symbol: VLO							
03/03/14	12.000	577.11	01/27/10	203.00	0.00	374.11	Sale
ENSICO PLC CL A FOREIGN STOCK / CUSIP: G3157S106 / Symbol: ESV							
9 tax lots for 05/29/14. Total proceeds (and cost when required) reported to the IRS							
	1.000	51.97	01/27/10	40.18	0.00	11.79	Sale
	3.000	155.90	02/03/10	124.51	0.00	31.39	Sale
	7.000	363.78	02/08/10	274.35	0.00	89.43	Sale
	1.000	51.97	02/12/10	40.34	0.00	11.63	Sale
	3.000	155.91	02/18/10	126.98	0.00	28.93	Sale
	7.000	363.77	02/23/10	297.26	0.00	66.51	Sale
	3.000	155.91	02/25/10	130.95	0.00	24.96	Sale
	2.000	103.94	03/23/10	88.70	0.00	15.24	Sale
	4.000	207.87	04/08/10	187.60	0.00	20.27	Sale
05/29/14	31.000	1,611.02	VARIOUS	1,310.87	0.00	300.15	Total of 9 lots
5 tax lots for 12/02/14. Total proceeds (and cost when required) reported to the IRS							
	5.000	165.50	04/08/10	234.50	0.00	-69.00	Sale
	13.000	430.29	05/04/10	603.11	0.00	-172.82	Sale
	4.000	132.39	05/07/10	167.28	0.00	-34.89	Sale
	7.000	231.70	10/01/10	317.28	0.00	-85.58	Sale

\* This is important tax information and is being furnished to the Internal Revenue Service. If you are required to file a return, a negligence penalty or other sanction may be imposed on you if this income is taxable and the IRS determines that it has not been reported. Remember, taxpayers are ultimately responsible for the accuracy of their tax return(s).

\*\*For NONCOVERED tax lots, values for "Date acquired," "Cost or other basis" and "Adjustments & Code(s), if any" are provided for your reference and are NOT reported to the IRS. For all tax lots, values for "Gain or loss(-)" and "Additional information" are provided for your reference and are NOT reported to the IRS.

UBS FINANCIAL SERVICES INC.

Account UZ 00122

**Proceeds from Broker and Barter Exchange Transactions**

2014 1099-B\*

(continued)

OMB No. 1545-0715

**LONG-TERM TRANSACTIONS****5- NONCOVERED tax lots 3- Basis NOT reported to the IRS\*\***

Report on Form 8949, Part II, with Box E checked

**1a- Description of property/CUSIP/Symbol**

1c- Date sold or disposed	Quantity	1d- Proceeds & 6- Reported (G)ross (N)et	Date acquired	Cost or other basis	Adjustments & Code(s), if any	Gain or loss(-) & 7- Loss not allowed(X)	Additional information
ENSCO PLC CL A FOREIGN STOCK / CUSIP: G3157S106 / Symbol: ESV (cont'd)							
	4.000	132.40	12/06/10	200.06	0.00	-67.66	Sale
12/02/14	33 000	1,092.28	VARIOUS	1,522.23	0.00	-429.95	Total of 5 lots
	Security total	2,703.30		2,833.10	0.00	-129.80	
TE CONNECTIVITY LTD FOREIGN STOCK CHF / CUSIP: H84989104 / Symbol: TEL							
4 tax lots for 01/22/14. Total proceeds (and cost when required) reported to the IRS.							
	2.000	119.54	12/19/08	32.50	0.00	87.04	Sale
	13.000	777.03	01/28/09	195.43	0.00	581.60	Sale
	13.000	777.04	01/28/09	195.43	0.00	581.61	Sale
	14.000	836.80	05/15/09	241.39	0.00	595.41	Sale
01/22/14	42 000	2,510.41	VARIOUS	664.75	0.00	1,845.66	Total of 4 lots
03/27/14	12 000	707.54	05/15/09	206.91	0.00	500.63	Sale
2 tax lots for 06/06/14. Total proceeds (and cost when required) reported to the IRS							
	2.000	122.60	05/15/09	34.48	0.00	88.12	Sale
	13.000	796.87	06/24/09	158.02	0.00	638.85	Sale
06/06/14	15 000	919.47	VARIOUS	192.50	0.00	726.97	Total of 2 lots
2 tax lots for 06/16/14. Total proceeds (and cost when required) reported to the IRS							
	10.000	615.79	06/24/09	121.55	0.00	494.24	Sale
	23 000	1,416.33	06/24/09	279.57	0.00	1,136.76	Sale
06/16/14	33 000	2,032.12	VARIOUS	401.12	0.00	1,631.00	Total of 2 lots
	Security total	6,169.54		1,465.28	0.00	4,704.26	
TYCO INTL LTD **MERGER EFF 11/2014** CHF / CUSIP: H89128104 / Symbol							
3 tax lots for 03/26/14. Total proceeds (and cost when required) reported to the IRS.							
	8 000	339.99	06/24/09	105.06	0.00	234.93	Sale
	4.000	169.99	07/30/09	59.21	0.00	110.78	Sale
	2.000	84.99	06/08/10	34.75	0.00	50.24	Sale
03/26/14	14 000	594.97	VARIOUS	199.02	0.00	395.95	Total of 3 lots
	Totals:	50,726.07		29,736.97	0.00	20,989.10	

\* This is important tax information and is being furnished to the Internal Revenue Service. If you are required to file a return, a negligence penalty or other sanction may be imposed on you if this income is taxable and the IRS determines that it has not been reported. Remember, taxpayers are ultimately responsible for the accuracy of their tax return(s).

\*\*For NONCOVERED tax lots, values for "Date acquired," "Cost or other basis" and "Adjustments & Code(s), if any" are provided for your reference and are NOT reported to the IRS. For all tax lots, values for "Gain or loss(-)" and "Additional information" are provided for your reference and are NOT reported to the IRS.

UBS FINANCIAL SERVICES INC.

Account UZ 00126

## Proceeds from Broker and Barter Exchange Transactions

2014 1099-B\*

OMB No. 1545-0715

## 2- SHORT-TERM TRANSACTIONS

5- COVERED tax lots 3- Basis is reported to the IRS\*\*

Report on Form 8949, Part I, with Box A checked

1a- Description of property/CUSIP/Symbol

1c- Date sold or disposed	Quantity	1d- Proceeds & 6- Reported (G)ross (N)et	1b- Date acquired	1e- Cost or other basis	1g- Adjustments & 1f- Code(s), if any	Gain or loss(-) & 7- Loss not allowed(X)	Additional information
ABB LTD SPON ADR / CUSIP: 000375204 / Symbol: ABB							
12/02/14	30 000	658.92	01/07/14	773.40	0.00	-114.48	Sale
ACCOR SA ADR / CUSIP: 00435F200 / Symbol: ACRFY							
12/02/14	556 000	5,131.77	01/21/14	5,353.96	0.00	-222.19	Sale
AKZO NOBEL NV ADR / CUSIP: 010199305 / Symbol: AKZOY							
4 tax lots for 12/02/14. Total proceeds (and cost when required) reported to the IRS.							
	37.000	864.31	01/07/14	941.28	0.00	-76.97	Sale
	92.000	2,149.07	01/17/14	2,416.17	0.00	-267.10	Sale
	30.000	700.78	02/26/14	817.95	0.00	-117.17	Sale
	25.000	583.99	10/15/14	508.15	0.00	75.84	Sale
12/02/14	184.000	4,298.15	VARIOUS	4,683.55	0.00	-385.40	Total of 4 lots
ALLIANZ SE ADR / CUSIP: 018805101 / Symbol: AZSEY							
12/02/14	75.000	1,278.35	01/07/14	1,331.93	0.00	-53.58	Sale
ANHEUSER BUSCH INBEV SPON ADR / CUSIP: 03524A108 / Symbol: BUD							
12/02/14	8.000	919.50	01/07/14	832.96	0.00	86.54	Sale
ARM HOLDINGS PLC SPON ADR / CUSIP: 042068106 / Symbol: ARMH							
2 tax lots for 12/02/14. Total proceeds (and cost when required) reported to the IRS							
	62 000	2,601.46	08/11/14	2,797.32	0.00	-195.86	Sale
	22 000	923.10	10/15/14	879.98	0.00	43.12	Sale
12/02/14	84 000	3,524.56	VARIOUS	3,677.30	0.00	-152.74	Total of 2 lots
ASTELLAS PHARMA INC ADR / CUSIP: 04623U102 / Symbol: ALPMY							
12/02/14	42 750	616.66	01/07/14	504.69	0.00	111.97	Sale
ATLAS COPCO AB NEW REPSTG COM SER A SPON ADR / CUSIP: 049255706 / Symbol: ATLKY							
3 tax lots for 10/15/14. Total proceeds (and cost when required) reported to the IRS.							
	36.000	922.39	01/07/14	963.72	0.00	-41.33	Sale
	69.000	1,767.91	01/17/14	1,953.67	0.00	-185.76	Sale
	46 000	1,178.61	05/08/14	1,357.75	0.00	-179.14	Sale
10/15/14	151 000	3,868.91	VARIOUS	4,275.14	0.00	-406.23	Total of 3 lots

\* This is important tax information and is being furnished to the Internal Revenue Service. If you are required to file a return, a negligence penalty or other sanction may be imposed on you if this income is taxable and the IRS determines that it has not been reported. Remember, taxpayers are ultimately responsible for the accuracy of their tax return(s).

\*\*For NONCOVERED tax lots, values for "Date acquired," "Cost or other basis" and "Adjustments & Code(s), if any" are provided for your reference and are NOT reported to the IRS. For all tax lots, values for "Gain or loss(-)" and "Additional information" are provided for your reference and are NOT reported to the IRS

UBS FINANCIAL SERVICES INC.

Account UZ 00126

## Proceeds from Broker and Barter Exchange Transactions

2014 1099-B\*

(continued)

OMB No. 1545-0715

## 2- SHORT-TERM TRANSACTIONS

5- COVERED tax lots 3- Basis is reported to the IRS\*\*

Report on Form 8949, Part I, with Box A checked

## 1a- Description of property/CUSIP/Symbol

1c- Date sold or disposed	Quantity	1d- Proceeds & 6- Reported (G)ross (N)et	1b- Date acquired	1e- Cost or other basis	1g- Adjustments & 1f- Code(s), if any	Gain or loss(-) & 7- Loss not allowed(X)	Additional information
AXA ADR / CUSIP: 054536107 / Symbol AXAHY							
12/02/14	27.000	644.75	01/07/14	745.83	0.00	-101.08	Sale
BASF SE SPON ADR / CUSIP: 055262505 / Symbol: BASFY							
2 tax lots for 12/02/14. Total proceeds (and cost when required) reported to the IRS.							
	17 000	1,540.08	01/07/14	1,816.28	0.00	-276.20	Sale
	2 000	181.19	10/15/14	167.50	0.00	13.69	Sale
12/02/14	19 000	1,721.27	VARIOUS	1,983.78	0.00	-262.51	Total of 2 lots
BG GROUP PLC SPON ADR / CUSIP 055434203 / Symbol. BRGYY							
12/02/14	16 000	233.35	01/07/14	347.20	0.00	-113.85	Sale
BNP PARIBAS SA ADR / CUSIP 05565A202 / Symbol: BNPQY							
2 tax lots for 12/02/14. Total proceeds (and cost when required) reported to the IRS.							
	50 000	1,579.47	01/07/14	1,960.41	0.00	-380.94	Sale
	24 000	758.14	07/23/14	795.52	0.00	-37.38	Sale
12/02/14	74.000	2,337.61	VARIOUS	2,755.93	0.00	-418.32	Total of 2 lots
BARCLAYS PLC ADR / CUSIP 06738E204 / Symbol BCS							
2 tax lots for 12/02/14. Total proceeds (and cost when required) reported to the IRS.							
	109 000	1,673.11	01/07/14	2,005.23	0.00	-332.12	Sale
	65 000	997.73	02/14/14	1,108.20	0.00	-110.47	Sale
12/02/14	174 000	2,670.84	VARIOUS	3,113.43	0.00	-442.59	Total of 2 lots
BAYER A G SPON ADR / CUSIP: 072730302 / Symbol: BAYRY							
12/02/14	8 000	1,196.37	01/07/14	1,103.92	0.00	92.45	Sale
BHP BILLITON LIMITED SPON ADR / CUSIP 088606108 / Symbol BHP							
12/02/14	16.000	819.50	01/07/14	1,058.34	0.00	-238.84	Sale
BRITISH AMER TOBACCO PLC GB SPON ADR / CUSIP 110448107 / Symbol BTI							
12/02/14	11 000	1,293.35	01/07/14	1,148.07	0.00	145.28	Sale
BURBERRY GROUP PLC SPON ADR / CUSIP 12082W204 / Symbol: BURBY							
12/02/14	5 000	254.03	01/07/14	244.00	0.00	10.03	Sale

\* This is important tax information and is being furnished to the Internal Revenue Service. If you are required to file a return, a negligence penalty or other sanction may be imposed on you if this income is taxable and the IRS determines that it has not been reported. Remember, taxpayers are ultimately responsible for the accuracy of their tax return(s).

\*\*For NONCOVERED tax lots, values for "Date acquired," "Cost or other basis" and "Adjustments & Code(s), if any" are provided for your reference and are NOT reported to the IRS. For all tax lots, values for "Gain or loss(-)" and "Additional information" are provided for your reference and are NOT reported to the IRS.

UBS FINANCIAL SERVICES INC.

Account UZ 00126

**Proceeds from Broker and Barter Exchange Transactions**

2014 1099-B\*

(continued)

OMB No. 1545-0715

**2- SHORT-TERM TRANSACTIONS****5- COVERED tax lots 3- Basis is reported to the IRS\*\***

Report on Form 8949, Part I, with Box A checked

**1a- Description of property/CUSIP/Symbol**

1c- Date sold or disposed	Quantity	1d- Proceeds & 6- Reported (G)ross (N)et	1b- Date acquired	1e- Cost or other basis	1g- Adjustments & 1f- Code(s), if any	Gain or loss(-) & 7- Loss not allowed(X)	Additional information
CNOOC LTD SPON ADR / CUSIP: 126132109 / Symbol: CEO							
12/02/14	2 000	278.79	01/07/14	353.54	0.00	-74.75	Sale
CANON INC ADR JAPAN SPON ADR / CUSIP: 138006309 / Symbol: CAJ							
01/17/14	24.000	751.21	01/07/14	757.20	0.00	-5.99	Sale
CENTRICA PLC NEW 2004 SPON ADR / CUSIP: 15639K300 / Symbol: CPYYY							
12/02/14	10 000	177.60	01/07/14	224.00	0.00	-46.40	Sale
CHEUNG KONG HOLDINGS LTD ADR HONG KONG ADR / CUSIP: 166744201 / Symbol: CHEUY							
12/02/14	34 000	607.23	01/07/14	529.38	0.00	77.85	Sale
CHINA CONSTR BK CORP ADR / CUSIP: 168919108 / Symbol: CICHY							
12/02/14	36 000	544.85	01/07/14	515.45	0.00	29.40	Sale
12/22/14	21 000	338.74	01/07/14	300.68	0.00	38.06	Sale
	Security total:	883.59		816.13	0.00	67.46	
COMPAGNIE FINANCIERE RICHEMONT AG ADR / CUSIP: 204319107 / Symbol: CFRUY							
12/02/14	92.000	851.44	01/07/14	878.60	0.00	-27.16	Sale
CREDIT SUISSE GROUP SPON ADR / CUSIP: 225401108 / Symbol: CS							
	2 tax lots for 12/02/14. Total proceeds (and cost when required) reported to the IRS.						
	57 000	1,517.56	01/07/14	1,801.58	0.00	-284.02	Sale
	4 000	106.50	09/03/14	114.23	0.00	-7.73	Sale
12/02/14	61.000	1,624.06	VARIOUS	1,915.81	0.00	-291.75	Total of 2 lots
DBS GROUP HLDGS LTD. SPON ADR / CUSIP: 23304Y100 / Symbol: DBSDY							
12/02/14	7.000	418.49	01/07/14	377.30	0.00	41.19	Sale
DIAGEO PLC NEW GB SPON ADR / CUSIP: 25243Q205 / Symbol: DEO							
12/02/14	6.000	741.16	01/07/14	776.76	0.00	-35.60	Sale
EAST JAPAN RAILWAY CO ADR / CUSIP: 273202101 / Symbol: EJPRY							
12/02/14	31.000	391.06	01/07/14	403.93	0.00	-12.87	Sale
ESSILOR INTL SPON ADR / CUSIP: 297284200 / Symbol: ESLOY							
12/02/14	3 000	166.90	01/07/14	160.04	0.00	6.86	Sale

\* This is important tax information and is being furnished to the Internal Revenue Service. If you are required to file a return, a negligence penalty or other sanction may be imposed on you if this income is taxable and the IRS determines that it has not been reported. Remember, taxpayers are ultimately responsible for the accuracy of their tax return(s).

\*\*For NONCOVERED tax lots, values for "Date acquired," "Cost or other basis" and "Adjustments & Code(s), if any" are provided for your reference and are NOT reported to the IRS. For all tax lots, values for "Gain or loss(-)" and "Additional information" are provided for your reference and are NOT reported to the IRS.

UBS FINANCIAL SERVICES INC.

Account UZ 00126

## Proceeds from Broker and Barter Exchange Transactions

2014 1099-B\*

(continued)

OMB No 1545-0715

## 2- SHORT-TERM TRANSACTIONS

5- COVERED tax lots 3- Basis is reported to the IRS\*\*

Report on Form 8949, Part I, with Box A checked

## 1a- Description of property/CUSIP/Symbol

1c- Date sold or disposed	Quantity	1d- Proceeds & 6- Reported (G)ross (N)et	1b- Date acquired	1e- Cost or other basis	1g- Adjustments & 1f- Code(s), if any	Gain or loss(-) & 7- Loss not allowed(X)	Additional information
FANUC CORPORATION ADR / CUSIP: 307305102 / Symbol: FANUY							
12/02/14	23 000	654.80	01/07/14	680.57	0.00	-25.77	Sale
FRESENIUS MEDICAL CARE AG & CO KGAA SPON ADR / CUSIP: 358029106 / Symbol: FMS							
12/02/14	12 000	440.03	01/07/14	418.08	0.00	21.95	Sale
HSBC HOLDINGS PLC NEW GB SPON ADR / CUSIP: 404280406 / Symbol: HSBC							
12/02/14	14 000	694.45	01/07/14	776.72	0.00	-82.27	Sale
HANG LUNG PROPERTIES LTD SPON ADR / CUSIP: 41043M104 / Symbol: HLPY							
12/02/14	18 000	265.76	01/07/14	268.56	0.00	-2.80	Sale
HENKEL AG & CO KGAA SPON ADR PFD RATE ADJUSTABLE ANNUALLY / CUSIP: 42550U208 / Symbol: HENOY							
12/02/14	5 000	549.74	01/07/14	564.10	0.00	-14.36	Sale
HONDA MOTOR CO ADR JAPAN ADR / CUSIP: 438128308 / Symbol: HMC							
12/02/14	15 000	462.89	01/07/14	609.60	0.00	-146.71	Sale
IMPERIAL TOBACCO GROUP PLC SPON ADR / CUSIP: 453142101 / Symbol: ITYBY							
12/02/14	9.000	823.75	01/07/14	686.52	0.00	137.23	Sale
INDUSTRIAL & COML BK CHINA ADR / CUSIP: 455807107 / Symbol: IDCBY							
12/02/14	38.000	515.65	01/07/14	483.36	0.00	32.29	Sale
12/22/14	19.000	270.02	01/07/14	241.68	0.00	28.34	Sale
Security total:		785.67		725.04	0.00	60.63	
ING GROEP N V NL SPON ADR / CUSIP: 456837103 / Symbol: ING							
12/02/14	107.000	1,535.90	01/07/14	1,504.02	0.00	31.88	Sale
KDDI CORP ADR / CUSIP: 48667L106 / Symbol: KDDIY							
12/02/14	321 000	5,166.39	03/18/14	4,496.15	0.00	670.24	Sale
KOMATSU LTD NEW SPON ADR / CUSIP: 500458401 / Symbol: KMTUY							
12/02/14	25 000	591.24	01/07/14	495.70	0.00	95.54	Sale
KUBOTA CORP ADR JAPAN ADR / CUSIP: 501173207 / Symbol: KUBTY							
12/02/14	12 000	963.12	01/07/14	967.80	0.00	-4.68	Sale

\* This is important tax information and is being furnished to the Internal Revenue Service. If you are required to file a return, a negligence penalty or other sanction may be imposed on you if this income is taxable and the IRS determines that it has not been reported. Remember, taxpayers are ultimately responsible for the accuracy of their tax return(s).

\*\*For NONCOVERED tax lots, values for "Date acquired," "Cost or other basis" and "Adjustments & Code(s), if any" are provided for your reference and are NOT reported to the IRS. For all tax lots, values for "Gain or loss(-)" and "Additional information" are provided for your reference and are NOT reported to the IRS.

UBS FINANCIAL SERVICES INC.

Account UZ 00126

**Proceeds from Broker and Barter Exchange Transactions**

2014 1099-B\*

(continued)

OMB No. 1545-0715

**2- SHORT-TERM TRANSACTIONS****5- COVERED tax lots 3- Basis is reported to the IRS\*\***

Report on Form 8949, Part I, with Box A checked

**1a- Description of property/CUSIP/Symbol**

1c- Date sold or disposed	Quantity	1d- Proceeds & 6- Reported (G)ross (N)et	1b- Date acquired	1e- Cost or other basis	1g- Adjustments & 1f- Code(s), if any	Gain or loss(-) & 7- Loss not allowed(X)	Additional information
LVMH MOET HENNESSY LOUIS NEW ADR / CUSIP: 502441306 / Symbol: LVMUY							
12/02/14	40 000	1,409.17	01/07/14	1,391.98	0.00	17.19	Sale
LAFARGE NEW SPON ADR / CUSIP: 505861401 / Symbol: LFRGY							
12/02/14	20 000	358.79	01/07/14	370.14	0.00	-11 35	Sale
MAKITA CORP ADR JAPAN ADR / CUSIP: 560877300 / Symbol: MKTAY							
12/02/14	83.000	4,124.18	10/15/14	4,175 79	0 00	-51 61	Sale
MARKS & SPENCER GROUP INC SPON ADR / CUSIP 570912105 / Symbol: MAKSY							
12/02/14	73.000	1,125.63	01/07/14	1,054 49	0.00	71.14	Sale
12/18/14	18.000	259.30	01/07/14	260 01	0 71 W	0.00	Sale
	Security total:	1,384.93		1,314 50	0.71 W	71.14	
MITSUBISHI CORP SPONS ADR ADR / CUSIP: 606769305 / Symbol: MSBHY							
12/02/14	43 000	1,634.18	01/07/14	1,650 34	0.00	-16 16	Sale
MITSUBISHI ESTATE LTD ADR ADR / CUSIP: 606783207 / Symbol: MITEY							
12/02/14	32 000	722.07	01/07/14	938.94	0.00	-216 87	Sale
NESTLE S A SPONSORED ADR REPSTG REG SHS SWITZERLAND ADR / CUSIP 641069406 / Symbol: NSRGY							
12/02/14	16 000	1,199.09	01/07/14	1,173.28	0 00	25 81	Sale
NIDEC CORPORATION ADR / CUSIP: 654090109 / Symbol: NJ							
12/02/14	54 000	906.10	01/07/14	661 23	0 00	244.87	Sale
NITTO DENKO CORP UNSPONS ADR / CUSIP 654802206 / Symbol: NDEKY							
12/02/14	2.000	53 31	01/07/14	42.38	0.00	10 93	Sale
12/18/14	7.000	195.64	01/07/14	148.33	0.00	47 31	Sale
	Security total:	248.95		190.71	0.00	58 24	
NOVARTIS AG SPON ADR / CUSIP: 66987V109 / Symbol: NVS							
12/02/14	10.000	959.27	01/07/14	795.26	0.00	164 01	Sale
NOVO NORDISK ADR DENMARK ADR / CUSIP 670100205 / Symbol: NVO							
12/02/14	8.000	370 42	01/07/14	300.74	0.00	69 68	Sale

\* This is important tax information and is being furnished to the Internal Revenue Service. If you are required to file a return, a negligence penalty or other sanction may be imposed on you if this income is taxable and the IRS determines that it has not been reported. Remember, taxpayers are ultimately responsible for the accuracy of their tax return(s).

\*\*For NONCOVERED tax lots, values for "Date acquired," "Cost or other basis" and "Adjustments & Code(s), if any" are provided for your reference and are NOT reported to the IRS. For all tax lots, values for "Gain or loss(-)" and "Additional information" are provided for your reference and are NOT reported to the IRS.

UBS FINANCIAL SERVICES INC.

Account UZ 00126

**Proceeds from Broker and Barter Exchange Transactions**

2014 1099-B\*

(continued)

OMB No. 1545-0715

**2- SHORT-TERM TRANSACTIONS****5- COVERED tax lots 3- Basis is reported to the IRS\*\***

Report on Form 8949, Part I, with Box A checked

**1a- Description of property/CUSIP/Symbol**

1c- Date sold or disposed	Quantity	1d- Proceeds & 6- Reported (G)ross (N)et	1b- Date acquired	1e- Cost or other basis	1g- Adjustments & 1f- Code(s), if any	Gain or loss(-) & 7- Loss not allowed(X)	Additional information
PING AN INSURANCE (GROUP) CO OF CHINA LTD REPSTG 20 H SHS SPON ADR / CUSIP 72341E304 / Symbol: PNGAY							
12/02/14	38 000	676.20	01/07/14	646.38	0.00	29.82	Sale
12/22/14	10 000	196.17	01/07/14	170.10	0.00	26.07	Sale
Security total:		872.37		816.48	0.00	55.89	
PRUDENTIAL PLC ADR UNITED KINGDOM ADR / CUSIP 74435K204 / Symbol: PUK							
12/02/14	27.000	1,313.52	01/07/14	1,196.64	0.00	116.88	Sale
RIO TINTO PLC SPON ADR / CUSIP 767204100 / Symbol: RIO							
12/02/14	36.000	1,666.93	01/07/14	1,882.99	0.00	-216.06	Sale
ROCHE HOLDING LTD SPONS ADR SWITZERLAND ADR / CUSIP 771195104 / Symbol: RHHBY							
12/02/14	28.000	1,053.48	01/07/14	979.72	0.00	73.76	Sale
ROYAL DUTCH SHELL PLC CL A SPON ADR / CUSIP 780259206 / Symbol: RDSA							
12/02/14	17.000	1,176.59	01/07/14	1,204.28	0.00	-27.69	Sale
SANOFI SPON ADR / CUSIP: 80105N105 / Symbol: SNY							
12/02/14	10 000	481.44	01/07/14	518.67	0.00	-37.23	Sale
SAP SE SPON ADR / CUSIP 803054204 / Symbol: SAP							
12/02/14	16 000	1,123.89	01/07/14	1,342.88	0.00	-218.99	Sale
SCHNEIDER ELECTRIC SE UNSPONSORED ADR / CUSIP. 80687P106 / Symbol SBGSY							
12/02/14	89 000	1,423.08	01/07/14	1,501.76	0.00	-78.68	Sale
SHIN ETSU CHEM CO LTD ADR / CUSIP 824551105 / Symbol: SHECY							
12/02/14	52 000	892.82	01/07/14	746.20	0.00	146.62	Sale
12/18/14	5 000	83.56	01/07/14	71.75	0.00	11.81	Sale
Security total:		976.38		817.95	0.00	158.43	
SIEMENS A G SPON ADR / CUSIP. 826197501 / Symbol: SIEGY							
05/08/14	20.000	2,678.97	01/07/14	2,718.40	0.00	-39.43	Sale
SUMITOMO MITSUI FINANCIAL SPON ADR / CUSIP 86562M209 / Symbol SMFG							
12/02/14	559 000	4,183.75	05/27/14	4,503.70	36.06 W	-283.89	Sale

\* This is important tax information and is being furnished to the Internal Revenue Service. If you are required to file a return, a negligence penalty or other sanction may be imposed on you if this income is taxable and the IRS determines that it has not been reported. Remember, taxpayers are ultimately responsible for the accuracy of their tax return(s).

\*\*For NONCOVERED tax lots, values for "Date acquired," "Cost or other basis" and "Adjustments & Code(s), if any" are provided for your reference and are NOT reported to the IRS. For all tax lots, values for "Gain or loss(-)" and "Additional information" are provided for your reference and are NOT reported to the IRS.

UBS FINANCIAL SERVICES INC.

Account UZ 00126

## Proceeds from Broker and Barter Exchange Transactions

2014 1099-B\*

(continued)

OMB No. 1545-0715

## 2- SHORT-TERM TRANSACTIONS

5- COVERED tax lots 3- Basis is reported to the IRS\*\*

Report on Form 8949, Part I, with Box A checked

## 1a- Description of property/CUSIP/Symbol

1c- Date sold or disposed	Quantity	6- Reported (G)ross (N)et	1b- Date acquired	1e- Cost or other basis	1g- Adjustments & 1f- Code(s), if any	Gain or loss(-) & 7- Loss not allowed(X)	Additional information
TAIWAN SEMICONDUCTOR MFG CO LTD ADR / CUSIP: 874039100 / Symbol TSM							
12/02/14	38.000	857.07	01/07/14	641.44	0.00	215.63	Sale
TECHNIP SA NEW SPON ADR / CUSIP: 878546209 / Symbol TKPPY							
12/02/14	4.000	64.54	01/07/14	95.59	0.00	-31.05	Sale
TESCO PLC SPONS ADR UNITED KINGDOM ADR / CUSIP: 881575302 / Symbol TSCDY							
01/17/14	106.000	1,736.21	01/07/14	1,739.46	0.00	-3.25	Sale
TEVA PHARMACEUTICALS IND LTD ISRAEL ADR / CUSIP: 881624209 / Symbol: TEVA							
12/02/14	9.000	512.49	01/07/14	370.08	0.00	142.41	Sale
TOYOTA MOTOR CORP NEW JAPAN SPON ADR / CUSIP: 892331307 / Symbol: TM							
12/02/14	12.000	1,519.34	01/07/14	1,443.72	0.00	75.62	Sale
TULLOW OIL PLC ADR / CUSIP: 899415202 / Symbol TUWOY							
12/02/14	16.000	52.80	01/07/14	110.40	0.00	-57.60	Sale
UNILEVER NV N Y SHS NEW NETHERLANDS SPON SPON ADR / CUSIP: 904784709 / Symbol UN							
12/02/14	18.000	732.67	01/07/14	711.36	0.00	21.31	Sale
VERIZON COMMUNICATIONS INC / CUSIP: 92343V104 / Symbol: VZ							
02/24/14	0.192	8.94	02/24/14	9.21	0.00	-0.27	Sale
5 tax lots for 02/26/14. Total proceeds (and cost when required) reported to the IRS.							
	10.257	476.81	02/24/14	493.51	0.00	-16.70	Sale
	21.040	978.07	02/24/14	1,012.35	0.00	-34.28	Sale
	21.040	978.07	02/24/14	1,012.35	0.00	-34.28	Sale
	33.736	1,568.23	02/24/14	1,623.19	0.00	-54.96	Sale
	33.927	1,577.14	02/24/14	1,632.40	0.00	-55.26	Sale
02/26/14	120.000	5,578.32	VARIOUS	5,773.80	0.00	-195.48	Total of 5 lots
Security total:		5,587.26		5,783.01	0.00	-195.75	
VODAFONE GROUP PLC SPON ADR / CUSIP: 92857W308 / Symbol: VOD							
12/02/14	63.364	2,270.90	01/07/14	4,506.71	0.00	-2,235.81	Sale
VOLKSWAGEN AG SPON ADR PREF RATE ADJUSTABLE ANNUALLY MATURITY PERPETUAL / CUSIP: 928662402 / Symbol: VLKPY							
12/02/14	30.000	1,367.07	01/07/14	1,634.70	0.00	-267.63	Sale

\* This is important tax information and is being furnished to the Internal Revenue Service. If you are required to file a return, a negligence penalty or other sanction may be imposed on you if this income is taxable and the IRS determines that it has not been reported. Remember, taxpayers are ultimately responsible for the accuracy of their tax return(s).

\*\*For NONCOVERED tax lots, values for "Date acquired," "Cost or other basis" and "Adjustments & Code(s), if any" are provided for your reference and are NOT reported to the IRS. For all tax lots, values for "Gain or loss(-)" and "Additional information" are provided for your reference and are NOT reported to the IRS.

UBS FINANCIAL SERVICES INC.

Account UZ 00126

**Proceeds from Broker and Barter Exchange Transactions****2014 1099-B\*****(continued)**

OMB No. 1545-0715

**2- SHORT-TERM TRANSACTIONS****5- COVERED tax lots 3- Basis is reported to the IRS\*\***Report on Form 8949, Part I, with Box A checked**1a- Description of property/CUSIP/Symbol**

<b>1c- Date sold or disposed</b>	<b>Quantity</b>	<b>1d- Proceeds &amp; 6- Reported (G)ross (N)et</b>	<b>1b- Date acquired</b>	<b>1e- Cost or other basis</b>	<b>1g- Adjustments &amp; 1f- Code(s), if any</b>	<b>Gain or loss(-) &amp; 7- Loss not allowed(X)</b>	<b>Additional information</b>
WPP PLC NEW SPON ADR / CUSIP: 92937A102 / Symbol: WPPGY							
12/02/14	9.000	959.54	01/07/14	1,008.63	0.00	-49.09	Sale
WYNN MACAU LTD UNSPON ADR / CUSIP 98313R106 / Symbol: WYNMY							
3 tax lots for 12/02/14. Total proceeds (and cost when required) reported to the IRS							
	21.000	661.19	01/07/14	1,006.11	0.00	-344.92	Sale
	28.000	881.59	02/26/14	1,295.96	0.00	-414.37	Sale
	15.000	472.28	05/08/14	567.54	0.00	-95.26	Sale
12/02/14	64.000	2,015.06	VARIOUS	2,869.61	0.00	-854.55	Total of 3 lots
ZURICH INS GROUP LTD SPON ADR / CUSIP 989825104 / Symbol: ZURVY							
12/02/14	22.000	686.71	01/07/14	631.47	0.00	55.24	Sale
ASML HOLDING NV GDR FOREIGN STOCK EUR / CUSIP N07059210 / Symbol: ASML							
2 tax lots for 12/02/14. Total proceeds (and cost when required) reported to the IRS.							
	7.000	739.68	01/07/14	625.10	0.00	114.58	Sale
	16.000	1,690.68	04/25/14	1,317.28	0.00	373.40	Sale
12/02/14	23.000	2,430.36	VARIOUS	1,942.38	0.00	487.98	Total of 2 lots
<b>Totals:</b>		<b>102,352.73</b>		<b>107,253.92</b>	<b>36.77 W</b>	<b>-4,864.42</b>	

**2- LONG-TERM TRANSACTIONS****5- COVERED tax lots 3- Basis is reported to the IRS\*\***Report on Form 8949, Part II, with Box D checked**1a- Description of property/CUSIP/Symbol**

<b>1c- Date sold or disposed</b>	<b>Quantity</b>	<b>1d- Proceeds &amp; 6- Reported (G)ross (N)et</b>	<b>1b- Date acquired</b>	<b>1e- Cost or other basis</b>	<b>1g- Adjustments &amp; 1f- Code(s), if any</b>	<b>Gain or loss(-) &amp; 7- Loss not allowed(X)</b>	<b>Additional information</b>
ABB LTD SPON ADR / CUSIP 000375204 / Symbol: ABB							
12/02/14	55.000	1,208.02	01/16/13	1,159.95	0.00	48.07	Sale
AKZO NOBEL NV ADR / CUSIP 010199305 / Symbol: AKZOY							
12/02/14	90.000	2,102.35	04/24/13	1,822.57	0.00	279.78	Sale

\* This is important tax information and is being furnished to the Internal Revenue Service. If you are required to file a return, a negligence penalty or other sanction may be imposed on you if this income is taxable and the IRS determines that it has not been reported. Remember, taxpayers are ultimately responsible for the accuracy of their tax return(s).

\*\*For NONCOVERED tax lots, values for "Date acquired," "Cost or other basis" and "Adjustments & Code(s), if any" are provided for your reference and are NOT reported to the IRS. For all tax lots, values for "Gain or loss(-)" and "Additional information" are provided for your reference and are NOT reported to the IRS.

UBS FINANCIAL SERVICES INC.

Account UZ 00126

## Proceeds from Broker and Barter Exchange Transactions

2014 1099-B\*

(continued)

OMB No. 1545-0715

## 2- LONG-TERM TRANSACTIONS

5- COVERED tax lots 3- Basis is reported to the IRS\*\*

Report on Form 8949, Part II, with Box D checked

## 1a- Description of property/CUSIP/Symbol

1c- Date sold or disposed	Quantity	6- Reported (G)ross (N)et	1b- Date acquired	1e- Cost or other basis	1g- Adjustments & 1f- Code(s), if any	Gain or loss(-) & 7- Loss not allowed(X)	Additional information
ALLIANZ SE ADR / CUSIP: 018805101 / Symbol: AZSEY							
2 tax lots for 12/02/14. Total proceeds (and cost when required) reported to the IRS.							
	152 000	2,590.78	12/10/12	2,020.08	0.00	570.70	Sale
	110.000	1,874.91	01/16/13	1,512.39	0.00	362.52	Sale
12/02/14	262 000	4,465.69	VARIOUS	3,532.47	0 00	933.22	Total of 2 lots
ANHEUSER BUSCH INBEV SPON ADR / CUSIP: 03524A108 / Symbol: BUD							
2 tax lots for 12/02/14. Total proceeds (and cost when required) reported to the IRS.							
	20.000	2,298.75	06/20/11	1,143.26	0 00	1,155.49	Sale
	15 000	1,724.06	01/16/13	1,338.29	0.00	385.77	Sale
12/02/14	35.000	4,022.81	VARIOUS	2,481.55	0 00	1,541.26	Total of 2 lots
ASTELLAS PHARMA INC ADR / CUSIP: 04623U102 / Symbol: ALPMY							
04/02/14	0.250	2.92	01/10/13	2.33	0 00	0.59	Sale
3 tax lots for 12/02/14. Total proceeds (and cost when required) reported to the IRS							
	62 250	897.94	01/10/13	581.79	0.00	316.15	Sale
	235.000	3,389.80	01/11/13	2,291.59	0.00	1,098.21	Sale
	75 000	1,081.85	01/16/13	745.35	0.00	336.50	Sale
12/02/14	372 250	5,369.59	VARIOUS	3,618.73	0 00	1,750.86	Total of 3 lots
Security total:		5,372.51		3,621.06	0 00	1,751.45	
ATLAS COPCO AB NEW REPSTG COM SER A SPON ADR / CUSIP: 049255706 / Symbol: ATLKY							
09/03/14	28 000	815.56	01/16/13	782.88	0.00	32.68	Sale
10/15/14	7.000	179.35	01/16/13	195.72	0.00	-16.37	Sale
Security total:		994.91		978.60	0 00	16.31	
AXA ADR / CUSIP: 054536107 / Symbol: AXAHY							
12/02/14	55 000	1,313.37	01/16/13	983.71	0.00	329.66	Sale
BASF SE SPON ADR / CUSIP: 055262505 / Symbol: BASFY							
3 tax lots for 12/02/14. Total proceeds (and cost when required) reported to the IRS							
	10 000	905.93	09/06/12	804.30	0.00	101.63	Sale
	17 000	1,540.08	10/08/12	1,447.73	0.00	92.35	Sale

\* This is important tax information and is being furnished to the Internal Revenue Service. If you are required to file a return, a negligence penalty or other sanction may be imposed on you if this income is taxable and the IRS determines that it has not been reported. Remember, taxpayers are ultimately responsible for the accuracy of their tax return(s).

\*\*For NONCOVERED tax lots, values for "Date acquired," "Cost or other basis" and "Adjustments & Code(s), if any" are provided for your reference and are NOT reported to the IRS. For all tax lots, values for "Gain or loss(-)" and "Additional information" are provided for your reference and are NOT reported to the IRS.

UBS FINANCIAL SERVICES INC.

Account UZ 00126

## Proceeds from Broker and Barter Exchange Transactions

2014 1099-B\*

(continued)

OMB No. 1545-0715

## 2- LONG-TERM TRANSACTIONS

5- COVERED tax lots 3- Basis is reported to the IRS\*\*

Report on Form 8949, Part II, with Box D checked

## 1a- Description of property/CUSIP/Symbol

1c- Date sold or disposed	Quantity	1d- Proceeds & 6- Reported (G)ross (N)et	1b- Date acquired	1e- Cost or other basis	1g- Adjustments & 1f- Code(s), if any	Gain or loss(-) & 7- Loss not allowed(X)	Additional information
BASF SE SPON ADR / CUSIP: 055262505 / Symbol: BASFY (cont'd)							
	20.000	1,811.86	01/16/13	1,921.00	0.00	-109.14	Sale
12/02/14	47 000	4,257.87	VARIOUS	4,173.03	0 00	84 84	Total of 3 lots
BG GROUP PLC SPON ADR / CUSIP: 055434203 / Symbol: BRGY							
3 tax lots for 12/02/14. Total proceeds (and cost when required) reported to the IRS.							
	70 000	1,020.93	06/16/11	1,512.63	0.00	-491.70	Sale
	35.000	510.46	09/06/12	707.02	0.00	-196.56	Sale
	95.000	1,385.55	01/16/13	1,653.00	0.00	-267 45	Sale
12/02/14	200 000	2,916.94	VARIOUS	3,872 65	0.00	-955.71	Total of 3 lots
BNP PARIBAS SA ADR / CUSIP: 05565A202 / Symbol: BNPQY							
12/02/14	35.000	1,105.62	01/16/13	1,031.41	0 00	74 21	Sale
BARCLAYS PLC ADR / CUSIP: 06738E204 / Symbol: BCS							
3 tax lots for 12/02/14. Total proceeds (and cost when required) reported to the IRS.							
	40.000	613.99	01/16/13	750 66	0.00	-136.67	Sale
	91.000	1,396.81	04/24/13	1,651.76	0.00	-254.95	Sale
	105 000	1,611.72	10/01/13	1,260.45	0.00	351 27	Sale
12/02/14	236 000	3,622.52	VARIOUS	3,662.87	0 00	-40 35	Total of 3 lots
BAYER A G SPON ADR / CUSIP: 072730302 / Symbol: BAYRY							
12/02/14	10.000	1,495.47	01/16/13	966 40	0 00	529 07	Sale
BHP BILLITON LIMITED SPON ADR / CUSIP: 088606108 / Symbol: BHP							
2 tax lots for 12/02/14. Total proceeds (and cost when required) reported to the IRS.							
	34.000	1,741.44	06/16/11	3,031.21	0.00	-1,289.77	Sale
	35.000	1,792.67	01/16/13	2,676.80	0.00	-884.13	Sale
12/02/14	69 000	3,534.11	VARIOUS	5,708 01	0 00	-2,173 90	Total of 2 lots
BRITISH AMER TOBACCO PLC GB SPON ADR / CUSIP: 110448107 / Symbol: BTI							
12/02/14	10.000	1,175.78	01/16/13	1,016 50	0 00	159 28	Sale

\* This is important tax information and is being furnished to the Internal Revenue Service. If you are required to file a return, a negligence penalty or other sanction may be imposed on you if this income is taxable and the IRS determines that it has not been reported. Remember, taxpayers are ultimately responsible for the accuracy of their tax return(s).

\*\*For NONCOVERED tax lots, values for "Date acquired," "Cost or other basis" and "Adjustments & Code(s), if any" are provided for your reference and are NOT reported to the IRS. For all tax lots, values for "Gain or loss(-)" and "Additional information" are provided for your reference and are NOT reported to the IRS.

UBS FINANCIAL SERVICES INC.

Account UZ 00126

## Proceeds from Broker and Barter Exchange Transactions

2014 1099-B\*

(continued)

OMB No. 1545-0715

## 2- LONG-TERM TRANSACTIONS

5- COVERED tax lots 3- Basis is reported to the IRS\*\*

Report on Form 8949, Part II, with Box D checked

## 1a- Description of property/CUSIP/Symbol

1c- Date sold or disposed	Quantity	1d- Proceeds & 6- Reported (G)ross (N)et	1b- Date acquired	1e- Cost or other basis	1g- Adjustments & 1f- Code(s), if any	Gain or loss(-) & 7- Loss not allowed(X)	Additional information
BURBERRY GROUP PLC SPON ADR / CUSIP 12082W204 / Symbol: BURBY							
4 tax lots for 12/02/14. Total proceeds (and cost when required) reported to the IRS.							
	22.000	1,117.75	08/04/11	938.20	0.00	179.55	Sale
	40 000	2,032.28	08/17/11	1,797.73	0.00	234.55	Sale
	35 000	1,778.24	07/11/12	1,299.10	0.00	479.14	Sale
	10.000	508.07	01/16/13	444.40	0.00	63.67	Sale
12/02/14	107 000	5,436.34	VARIOUS	4,479.43	0 00	956.91	Total of 4 lots
CNOOC LTD SPON ADR / CUSIP: 126132109 / Symbol: CEO							
3 tax lots for 12/02/14. Total proceeds (and cost when required) reported to the IRS.							
	7.000	975.77	10/07/11	1,145.97	0.00	-170.20	Sale
	3.000	418.18	01/16/13	624.75	0.00	-206.57	Sale
	6.000	836.37	04/24/13	1,093.66	0.00	-257.29	Sale
12/02/14	16 000	2,230.32	VARIOUS	2,864.38	0 00	-634.06	Total of 3 lots
CANON INC ADR JAPAN SPON ADR / CUSIP: 138006309 / Symbol: CAJ							
01/17/14	45 000	1,408.51	01/16/13	1,674.00	0.00	-265.49	Sale
CENTRICA PLC NEW 2004 SPON ADR / CUSIP: 15639K300 / Symbol: CPYYY							
3 tax lots for 12/02/14. Total proceeds (and cost when required) reported to the IRS.							
	31 000	550.55	02/25/11	674.77	0.00	-124.22	Sale
	35 000	621.59	05/15/12	697.42	0.00	-75.83	Sale
	60 000	1,065.57	01/16/13	1,310.40	0.00	-244.83	Sale
12/02/14	126.000	2,237.71	VARIOUS	2,682.59	0.00	-444.88	Total of 3 lots
CHEUNG KONG HOLDINGS LTD ADR HONG KONG ADR / CUSIP 166744201 / Symbol: CHEUY							
4 tax lots for 12/02/14. Total proceeds (and cost when required) reported to the IRS.							
	90.000	1,607.37	02/03/12	1,213.96	0.00	393.41	Sale
	25.000	446.49	01/16/13	420.00	0.00	26.49	Sale
	175.000	3,125.43	06/18/13	2,465.40	0.00	660.03	Sale
	142 000	2,536.06	06/19/13	1,949.80	0.00	586.26	Sale
12/02/14	432 000	7,715.35	VARIOUS	6,049.16	0.00	1,666.19	Total of 4 lots

\* This is important tax information and is being furnished to the Internal Revenue Service. If you are required to file a return, a negligence penalty or other sanction may be imposed on you if this income is taxable and the IRS determines that it has not been reported. Remember, taxpayers are ultimately responsible for the accuracy of their tax return(s).

\*\*For NONCOVERED tax lots, values for "Date acquired," "Cost or other basis" and "Adjustments & Code(s), if any" are provided for your reference and are NOT reported to the IRS. For all tax lots, values for "Gain or loss(-)" and "Additional information" are provided for your reference and are NOT reported to the IRS.

UBS FINANCIAL SERVICES INC.

Account UZ 00126

## Proceeds from Broker and Barter Exchange Transactions

2014 1099-B\*

(continued)

OMB No. 1545-0715

## 2- LONG-TERM TRANSACTIONS

5- COVERED tax lots 3- Basis is reported to the IRS\*\*

Report on Form 8949, Part II, with Box D checked

## 1a- Description of property/CUSIP/Symbol

1c- Date sold or disposed	Quantity	1d- Proceeds & 6- Reported (G)ross (N)et	1b- Date acquired	1e- Cost or other basis	1g- Adjustments & 1f- Code(s), if any	Gain or loss(-) & 7- Loss not allowed(X)	Additional information
CHINA CONSTR BK CORP ADR / CUSIP: 168919108 / Symbol: CICHY							
4 tax lots for 12/02/14. Total proceeds (and cost when required) reported to the IRS							
	42.000	635.66	06/16/11	716.71	0.00	-81.05	Sale
	68.000	1,029.15	01/18/12	1,051.14	0.00	-21.99	Sale
	99.000	1,498.34	10/03/12	1,380.72	0.00	117.62	Sale
	40.000	605.38	01/16/13	678.00	0.00	-72.62	Sale
12/02/14	249.000	3,768.53	VARIOUS	3,826.57	0.00	-58.04	Total of 4 lots
COMPAGNIE FINANCIERE RICHEMONT AG ADR / CUSIP: 204319107 / Symbol: CFRUY							
4 tax lots for 12/02/14. Total proceeds (and cost when required) reported to the IRS							
	94.000	869.95	09/13/11	481.93	0.00	388.02	Sale
	205.000	1,897.23	10/07/11	996.46	0.00	900.77	Sale
	160.000	1,480.77	02/17/12	946.54	0.00	534.23	Sale
	125.000	1,156.85	01/16/13	1,063.75	0.00	93.10	Sale
12/02/14	584.000	5,404.80	VARIOUS	3,488.68	0.00	1,916.12	Total of 4 lots
CREDIT SUISSE GROUP SPON ADR / CUSIP: 225401108 / Symbol: CS							
2 tax lots for 12/02/14. Total proceeds (and cost when required) reported to the IRS							
	68.634	1,827.31	01/10/13	1,840.23	0.00	-12.92	Sale
	40.976	1,090.93	01/16/13	1,118.00	0.00	-27.07	Sale
12/02/14	109.610	2,918.24	VARIOUS	2,958.23	0.00	-39.99	Total of 2 lots
DBS GROUP HLDGS LTD. SPON ADR / CUSIP: 23304Y100 / Symbol: DBSDY							
12/02/14	29.000	1,733.73	01/16/13	1,363.00	0.00	370.73	Sale
DIAGEO PLC NEW GB SPON ADR / CUSIP: 25243Q205 / Symbol: DEO							
05/23/14	10.000	1,280.97	01/24/11	782.43	0.00	498.54	Sale
2 tax lots for 12/02/14. Total proceeds (and cost when required) reported to the IRS.							
	19.000	2,347.02	01/24/11	1,486.63	0.00	860.39	Sale
	11.000	1,358.80	01/16/13	1,276.29	0.00	82.51	Sale
12/02/14	30.000	3,705.82	VARIOUS	2,762.92	0.00	942.90	Total of 2 lots
Security total:		4,986.79		3,545.35	0.00	1,441.44	

\* This is important tax information and is being furnished to the Internal Revenue Service. If you are required to file a return, a negligence penalty or other sanction may be imposed on you if this income is taxable and the IRS determines that it has not been reported. Remember, taxpayers are ultimately responsible for the accuracy of their tax return(s).

\*\*For NONCOVERED tax lots, values for "Date acquired," "Cost or other basis" and "Adjustments & Code(s), if any" are provided for your reference and are NOT reported to the IRS. For all tax lots, values for "Gain or loss(-)" and "Additional information" are provided for your reference and are NOT reported to the IRS.

UBS FINANCIAL SERVICES INC.

Account UZ 00126

**Proceeds from Broker and Barter Exchange Transactions**

2014 1099-B\*

(continued)

OMB No. 1545-0715

**2- LONG-TERM TRANSACTIONS****5- COVERED tax lots 3- Basis is reported to the IRS\*\***

Report on Form 8949, Part II, with Box D checked

**1a- Description of property/CUSIP/Symbol**

1c- Date sold or disposed	Quantity	1d- Proceeds & 6- Reported (G)ross (N)et	1b- Date acquired	1e- Cost or other basis	1g- Adjustments & 1f- Code(s), if any	Gain or loss(-) & 7- Loss not allowed(X)	Additional information
EAST JAPAN RAILWAY CO ADR / CUSIP: 273202101 / Symbol: EJPRY							
12/02/14	326.000	4,112.40	02/08/13	3,733.42	0.00	378.98	Sale
ESSILOR INTL SPON ADR / CUSIP: 297284200 / Symbol: ESLOY							
12/02/14	36.000	2,002.82	03/12/13	1,884.97	0.00	117.85	Sale
FANUC CORPORATION ADR / CUSIP: 307305102 / Symbol: FANUY							
3 tax lots for 12/02/14. Total proceeds (and cost when required) reported to the IRS.							
	24.000	683.27	09/28/11	557.42	0.00	125.85	Sale
	55.000	1,565.81	12/10/12	1,590.60	0.00	-24.79	Sale
	78.000	2,220.61	01/16/13	2,129.40	0.00	91.21	Sale
12/02/14	157.000	4,469.69	VARIOUS	4,277.42	0.00	192.27	Total of 3 lots
FRESENIUS MEDICAL CARE AG & CO KGAA SPON ADR / CUSIP: 358029106 / Symbol: FMS							
4 tax lots for 12/02/14. Total proceeds (and cost when required) reported to the IRS.							
	7.000	256.68	02/07/11	213.09	0.00	43.59	Sale
	20.000	733.39	02/24/11	655.38	0.00	78.01	Sale
	40.000	1,466.77	07/01/11	1,495.56	0.00	-28.79	Sale
	29.000	1,063.41	01/16/13	962.51	0.00	100.90	Sale
12/02/14	96.000	3,520.25	VARIOUS	3,326.54	0.00	193.71	Total of 4 lots
HSBC HOLDINGS PLC NEW GB SPON ADR / CUSIP: 404280406 / Symbol: HSBC							
2 tax lots for 12/02/14. Total proceeds (and cost when required) reported to the IRS.							
	30.000	1,488.11	02/24/11	1,675.56	0.00	-187.45	Sale
	49.000	2,430.59	01/16/13	2,691.08	0.00	-260.49	Sale
12/02/14	79.000	3,918.70	VARIOUS	4,366.64	0.00	-447.94	Total of 2 lots
HANG LUNG PROPERTIES LTD SPON ADR / CUSIP: 41043M104 / Symbol: HLPY							
4 tax lots for 12/02/14. Total proceeds (and cost when required) reported to the IRS.							
	13.000	191.94	02/28/11	277.26	0.00	-85.32	Sale
	100.000	1,476.47	06/21/11	1,927.56	0.00	-451.09	Sale
	48.000	708.71	01/26/12	841.72	0.00	-133.01	Sale
	48.000	708.71	01/16/13	948.48	0.00	-239.77	Sale
12/02/14	209.000	3,085.83	VARIOUS	3,995.02	0.00	-909.19	Total of 4 lots

\* This is important tax information and is being furnished to the Internal Revenue Service. If you are required to file a return, a negligence penalty or other sanction may be imposed on you if this income is taxable and the IRS determines that it has not been reported. Remember, taxpayers are ultimately responsible for the accuracy of their tax return(s).

\*\*For NONCOVERED tax lots, values for "Date acquired," "Cost or other basis" and "Adjustments & Code(s), if any" are provided for your reference and are NOT reported to the IRS. For all tax lots, values for "Gain or loss(-)" and "Additional information" are provided for your reference and are NOT reported to the IRS.

UBS FINANCIAL SERVICES INC.

Account UZ 00126

**Proceeds from Broker and Barter Exchange Transactions**

2014 1099-B\*

(continued)

OMB No. 1545-0715

**2- LONG-TERM TRANSACTIONS****5- COVERED tax lots 3- Basis is reported to the IRS\*\***

Report on Form 8949, Part II, with Box D checked

**1a- Description of property/CUSIP/Symbol**

1c- Date sold or disposed	Quantity	1d- Proceeds & 6- Reported (G)ross (N)et	1b- Date acquired	1e- Cost or other basis	1g- Adjustments & 1f- Code(s), if any	Gain or loss(-) & 7- Loss not allowed(X)	Additional information
HENKEL AG & CO KGAA SPON ADR PFD RATE: ADJUSTABLE ANNUALLY / CUSIP 42550U208 / Symbol HENYO							
3 tax lots for 12/02/14. Total proceeds (and cost when required) reported to the IRS							
	6.000	659.69	01/04/12	357.86	0.00	301.83	Sale
	20.000	2,198.95	02/22/12	1,291.46	0.00	907.49	Sale
	8.000	879.58	01/16/13	660.48	0.00	219.10	Sale
12/02/14	34.000	3,738.22	VARIOUS	2,309.80	0 00	1,428.42	Total of 3 lots
HONDA MOTOR CO ADR JAPAN ADR / CUSIP 438128308 / Symbol: HMC							
12/02/14	40 000	1,234.37	01/16/13	1,511.60	62.38 W	-214.85	Sale
IMPERIAL TOBACCO GROUP PLC SPON ADR / CUSIP. 453142101 / Symbol ITYBY							
12/02/14	14 000	1,281.39	01/16/13	1,065.26	0 00	216.13	Sale
INDUSTRIAL & COML BK CHINA ADR / CUSIP. 455807107 / Symbol: IDCBY							
4 tax lots for 12/02/14. Total proceeds (and cost when required) reported to the IRS.							
	53 000	719.19	06/16/11	790.96	0.00	-71.77	Sale
	77 000	1,044.87	01/18/12	1,071.79	0 00	-26.92	Sale
	85.000	1,153.43	10/03/12	1,012.29	0.00	141.14	Sale
	83.000	1,126.28	01/16/13	1,250.81	0.00	-124.53	Sale
12/02/14	298.000	4,043.77	VARIOUS	4,125.85	0 00	-82.08	Total of 4 lots
ING GROEP N V NL SPON ADR / CUSIP: 456837103 / Symbol: ING							
12/02/14	88.000	1,263.16	01/16/13	894.65	0 00	368.51	Sale
KOMATSU LTD NEW SPON ADR / CUSIP 500458401 / Symbol: KMTUY							
2 tax lots for 12/02/14. Total proceeds (and cost when required) reported to the IRS							
	44.000	1,040.58	01/16/13	1,136.83	0.00	-96.25	Sale
	63.000	1,489.91	04/24/13	1,647.89	0.00	-157.98	Sale
12/02/14	107.000	2,530.49	VARIOUS	2,784.72	0 00	-254.23	Total of 2 lots
KUBOTA CORP ADR JAPAN ADR / CUSIP. 501173207 / Symbol: KUBTY							
2 tax lots for 12/02/14. Total proceeds (and cost when required) reported to the IRS							
	25 000	2,006.51	07/05/11	1,140.22	0.00	866.29	Sale

\* This is important tax information and is being furnished to the Internal Revenue Service. If you are required to file a return, a negligence penalty or other sanction may be imposed on you if this income is taxable and the IRS determines that it has not been reported. Remember, taxpayers are ultimately responsible for the accuracy of their tax return(s).

\*\*For NONCOVERED tax lots, values for "Date acquired," "Cost or other basis" and "Adjustments & Code(s), if any" are provided for your reference and are NOT reported to the IRS. For all tax lots, values for "Gain or loss(-)" and "Additional information" are provided for your reference and are NOT reported to the IRS.

UBS FINANCIAL SERVICES INC.

Account UZ 00126

**Proceeds from Broker and Barter Exchange Transactions**

2014 1099-B\*

(continued)

OMB No. 1545-0715

**2- LONG-TERM TRANSACTIONS****5- COVERED tax lots 3- Basis is reported to the IRS\*\***

Report on Form 8949, Part II, with Box D checked

**1a- Description of property/CUSIP/Symbol**

1c- Date sold or disposed	Quantity	1d- Proceeds & 6- Reported (G)ross (N)et	1b- Date acquired	1e- Cost or other basis	1g- Adjustments & 1f- Code(s), if any	Gain or loss(-) & 7- Loss not allowed(X)	Additional information
KUBOTA CORP ADR JAPAN ADR / CUSIP: 501173207 / Symbol: KUBY (cont'd)							
	25.000	2,006.51	01/16/13	1,413.63	0.00	592.88	Sale
12/02/14	50 000	4,013.02	VARIOUS	2,553.85	0 00	1,459 17	Total of 2 lots
LVMH MOET HENNESSY LOUIS NEW ADR / CUSIP: 502441306 / Symbol: LVMUY							
3 tax lots for 12/02/14. Total proceeds (and cost when required) reported to the IRS.							
	79 000	2,783.11	02/25/11	2,476.84	0.00	306.27	Sale
	50 000	1,761.46	07/27/11	1,887.82	0.00	-126 36	Sale
	33 000	1,162.56	01/16/13	1,239.64	0 00	-77.08	Sale
12/02/14	162.000	5,707.13	VARIOUS	5,604.30	0.00	102 83	Total of 3 lots
LAFARGE NEW SPON ADR / CUSIP: 505861401 / Symbol: LFRGY							
12/02/14	82 000	1,471.05	01/16/13	1,305 59	0 00	165 46	Sale
MARKS & SPENCER GROUP INC SPON ADR / CUSIP: 570912105 / Symbol: MAKSY							
2 tax lots for 12/02/14. Total proceeds (and cost when required) reported to the IRS.							
	135 000	2,081.66	04/27/11	1,758.38	0.00	323.28	Sale
	142 000	2,189.59	01/16/13	1,638.68	0.00	550.91	Sale
12/02/14	277 000	4,271.25	VARIOUS	3,397 06	0 00	874.19	Total of 2 lots
MITSUBISHI CORP SPONS ADR ADR / CUSIP: 606769305 / Symbol: MSBHY							
10/15/14	28.000	1,025.36	01/16/13	1,105.72	0.00	-80 36	Sale
12/02/14	13.000	494.05	01/16/13	513.37	0.00	-19.32	Sale
Security total:		1,519.41		1,619.09	0 00	-99 68	
MITSUBISHI ESTATE LTD ADR ADR / CUSIP: 606783207 / Symbol: MITEY							
3 tax lots for 12/02/14. Total proceeds (and cost when required) reported to the IRS.							
	60.000	1,353.88	03/16/11	1,071.55	0.00	282 33	Sale
	88 000	1,985.68	12/19/12	1,892.57	0.00	93 11	Sale
	75.000	1,692.33	01/16/13	1,766.03	0.00	-73 70	Sale
12/02/14	223 000	5,031.89	VARIOUS	4,730.15	0 00	301 74	Total of 3 lots
NESTLE S A SPONSORED ADR REPSTG REG SHS SWITZERLAND ADR / CUSIP: 641069406 / Symbol: NSRGY							
12/02/14	32 000	2,398.19	01/16/13	2,152.00	0 00	246 19	Sale

\* This is important tax information and is being furnished to the Internal Revenue Service. If you are required to file a return, a negligence penalty or other sanction may be imposed on you if this income is taxable and the IRS determines that it has not been reported. Remember, taxpayers are ultimately responsible for the accuracy of their tax return(s).

\*\*For NONCOVERED tax lots, values for "Date acquired," "Cost or other basis" and "Adjustments & Code(s), if any" are provided for your reference and are NOT reported to the IRS. For all tax lots, values for "Gain or loss(-)" and "Additional information" are provided for your reference and are NOT reported to the IRS.

UBS FINANCIAL SERVICES INC.

Account UZ 00126

## Proceeds from Broker and Barter Exchange Transactions

2014 1099-B\*

(continued)

OMB No. 1545-0715

## 2- LONG-TERM TRANSACTIONS

5- COVERED tax lots 3- Basis is reported to the IRS\*\*

Report on Form 8949, Part II, with Box D checked

## 1a- Description of property/CUSIP/Symbol

1c- Date sold or disposed	Quantity	1d- Proceeds & 6- Reported (G)ross (N)et	1b- Date acquired	1e- Cost or other basis	1g- Adjustments & 1f- Code(s), if any	Gain or loss(-) & 7- Loss not allowed(X)	Additional information
NIDEC CORPORATION ADR / CUSIP 654090109 / Symbol NJ							
12/02/14	66.000	1,107.46	01/16/13	486.42	0.00	621.04	Sale
NITTO DENKO CORP UNSPONS ADR / CUSIP 654802206 / Symbol NDEKY							
2 tax lots for 12/02/14. Total proceeds (and cost when required) reported to the IRS.							
	83.000	2,212.57	06/28/13	2,676.61	0.00	-464.04	Sale
	127.000	3,385.50	09/04/13	3,570.63	0.00	-185.13	Sale
12/02/14	210.000	5,598.07	VARIOUS	6,247.24	0.00	-649.17	Total of 2 lots
NOVARTIS AG SPON ADR / CUSIP: 66987V109 / Symbol NVS							
3 tax lots for 12/02/14. Total proceeds (and cost when required) reported to the IRS.							
	16.000	1,534.83	11/02/12	974.96	0.00	559.87	Sale
	20.000	1,918.53	12/10/12	1,251.40	0.00	667.13	Sale
	32.000	3,069.66	01/16/13	2,087.04	0.00	982.62	Sale
12/02/14	68.000	6,523.02	VARIOUS	4,313.40	0.00	2,209.62	Total of 3 lots
NOVO NORDISK ADR DENMARK ADR / CUSIP 670100205 / Symbol NVO							
12/02/14	85.000	3,935.72	11/11/13	2,898.64	0.00	1,037.08	Sale
PING AN INSURANCE (GROUP) CO OF CHINA LTD REPSTG 20 H SHS SPON ADR / CUSIP: 72341E304 / Symbol PNGAY							
4 tax lots for 12/02/14. Total proceeds (and cost when required) reported to the IRS.							
	47.000	836.35	01/20/12	721.87	0.00	114.48	Sale
	70.000	1,245.62	02/17/12	1,191.86	0.00	53.76	Sale
	75.000	1,334.60	06/12/12	1,149.22	0.00	185.38	Sale
	27.000	480.45	01/16/13	481.95	0.00	-1.50	Sale
12/02/14	219.000	3,897.02	VARIOUS	3,544.90	0.00	352.12	Total of 4 lots
PRUDENTIAL PLC ADR UNITED KINGDOM ADR / CUSIP 74435K204 / Symbol PUK							
3 tax lots for 12/02/14. Total proceeds (and cost when required) reported to the IRS.							
	40.000	1,945.96	06/20/11	911.03	0.00	1,034.93	Sale
	35.000	1,702.71	06/21/11	805.97	0.00	896.74	Sale
	59.000	2,870.30	01/16/13	1,758.20	0.00	1,112.10	Sale
12/02/14	134.000	6,518.97	VARIOUS	3,475.20	0.00	3,043.77	Total of 3 lots

\* This is important tax information and is being furnished to the Internal Revenue Service. If you are required to file a return, a negligence penalty or other sanction may be imposed on you if this income is taxable and the IRS determines that it has not been reported. Remember, taxpayers are ultimately responsible for the accuracy of their tax return(s).

\*\*For NONCOVERED tax lots, values for "Date acquired," "Cost or other basis" and "Adjustments & Code(s), if any" are provided for your reference and are NOT reported to the IRS. For all tax lots, values for "Gain or loss(-)" and "Additional information" are provided for your reference and are NOT reported to the IRS.

UBS FINANCIAL SERVICES INC.

Account UZ 00126

## Proceeds from Broker and Barter Exchange Transactions

2014 1099-B\*

(continued)

OMB No. 1545-0715

## 2- LONG-TERM TRANSACTIONS

5- COVERED tax lots 3- Basis is reported to the IRS\*\*

Report on Form 8949, Part II, with Box D checked

## 1a- Description of property/CUSIP/Symbol

1c- Date sold or disposed	Quantity	1d- Proceeds & 6- Reported (G)ross (N)et	1b- Date acquired	1e- Cost or other basis	1g- Adjustments & 1f- Code(s), if any	Gain or loss(-) & 7- Loss not allowed(X)	Additional information
RIO TINTO PLC SPON ADR / CUSIP: 767204100 / Symbol: RIO							
4 tax lots for 12/02/14. Total proceeds (and cost when required) reported to the IRS.							
	35.000	1,620.62	06/16/11	2,306.36	0.00	-685.74	Sale
	8.000	370.42	12/19/12	462.72	0.00	-92.30	Sale
	64.000	2,963.43	01/16/13	3,518.08	0.00	-554.65	Sale
	25.000	1,157.58	01/18/13	1,388.14	0.00	-230.56	Sale
12/02/14	132.000	6,112.05	VARIOUS	7,675.30	0.00	-1,563.25	Total of 4 lots
ROCHE HOLDING LTD SPONS ADR SWITZERLAND ADR / CUSIP: 771195104 / Symbol: RHHBY							
3 tax lots for 12/02/14. Total proceeds (and cost when required) reported to the IRS							
	40.000	1,504.96	09/06/12	930.28	0.00	574.68	Sale
	48.000	1,805.96	01/16/13	1,269.84	0.00	536.12	Sale
	68.000	2,558.44	09/17/13	2,155.25	0.00	403.19	Sale
12/02/14	156.000	5,869.36	VARIOUS	4,355.37	0.00	1,513.99	Total of 3 lots
ROYAL DUTCH SHELL PLC CL A SPON ADR / CUSIP: 780259206 / Symbol: RDSA							
4 tax lots for 12/02/14. Total proceeds (and cost when required) reported to the IRS.							
	25.000	1,730.27	05/25/11	1,722.92	0.00	7.35	Sale
	20.000	1,384.23	07/05/11	1,435.63	0.00	-51.40	Sale
	16.000	1,107.38	01/08/13	1,096.00	0.00	11.38	Sale
	40.000	2,768.44	01/16/13	2,769.32	0.00	-0.88	Sale
12/02/14	101.000	6,990.32	VARIOUS	7,023.87	0.00	-33.55	Total of 4 lots
SANOFI SPON ADR / CUSIP: 80105N105 / Symbol: SNY							
2 tax lots for 12/02/14. Total proceeds (and cost when required) reported to the IRS							
	35.000	1,685.04	01/16/13	1,690.02	0.00	-4.98	Sale
	59.000	2,840.49	09/17/13	2,892.91	0.00	-52.42	Sale
12/02/14	94.000	4,525.53	VARIOUS	4,582.93	0.00	-57.40	Total of 2 lots
SAP SE SPON ADR / CUSIP: 803054204 / Symbol: SAP							
12/02/14	28.000	1,966.82	01/16/13	2,192.96	0.00	-226.14	Sale

\* This is important tax information and is being furnished to the Internal Revenue Service. If you are required to file a return, a negligence penalty or other sanction may be imposed on you if this income is taxable and the IRS determines that it has not been reported. Remember, taxpayers are ultimately responsible for the accuracy of their tax return(s).

\*\*For NONCOVERED tax lots, values for "Date acquired," "Cost or other basis" and "Adjustments & Code(s), if any" are provided for your reference and are NOT reported to the IRS. For all tax lots, values for "Gain or loss(-)" and "Additional information" are provided for your reference and are NOT reported to the IRS

UBS FINANCIAL SERVICES INC.

Account UZ 00126

## Proceeds from Broker and Barter Exchange Transactions

2014 1099-B\*

(continued)

OMB No. 1545-0715

## 2- LONG-TERM TRANSACTIONS

5- COVERED tax lots 3- Basis is reported to the IRS\*\*

Report on Form 8949, Part II, with Box D checked

## 1a- Description of property/CUSIP/Symbol

1c- Date sold or disposed	Quantity	1d- Proceeds & 6- Reported (G)ross (N)et	1b- Date acquired	1e- Cost or other basis	1g- Adjustments & 1f- Code(s), if any	Gain or loss(-) & 7- Loss not allowed(X)	Additional information
SCHNEIDER ELECTRIC SE UNSPONSORED ADR / CUSIP 80687P106 / Symbol: SBGSY							
4 tax lots for 12/02/14. Total proceeds (and cost when required) reported to the IRS							
	67.000	1,071.31	04/27/11	1,147.59	0.00	-76.28	Sale
	20.000	319.79	04/28/11	350.94	0.00	-31.15	Sale
	110.000	1,758.86	06/07/11	1,814.66	0.00	-55.80	Sale
	105.000	1,678.91	01/16/13	1,529.75	0.00	149.16	Sale
12/02/14	302 000	4,828.87	VARIOUS	4,842.94	0.00	-14.07	Total of 4 lots
SHIN ETSU CHEM CO LTD ADR / CUSIP: 824551105 / Symbol: SHECY							
4 tax lots for 12/02/14. Total proceeds (and cost when required) reported to the IRS							
	45.000	772.63	01/24/11	644.58	0.00	128.05	Sale
	112 000	1,923.00	04/27/11	1,433.11	0.00	489.89	Sale
	120.000	2,060.36	07/05/11	1,609.96	0.00	450.40	Sale
	95.000	1,631.11	01/16/13	1,446.85	0.00	184.26	Sale
12/02/14	372 000	6,387.10	VARIOUS	5,134.50	0.00	1,252.60	Total of 4 lots
SIEMENS A G SPON ADR / CUSIP: 826197501 / Symbol: SIEGY							
05/08/14	16.000	2,143.17	01/16/13	1,700.02	0.00	443.15	Sale
TAIWAN SEMICONDUCTOR MFG CO LTD ADR / CUSIP 874039100 / Symbol: TSM							
12/02/14	68 000	1,533.70	01/16/13	1,209.72	0.00	323.98	Sale
TECHNIP SA NEW SPON ADR / CUSIP: 878546209 / Symbol: TKPPY							
4 tax lots for 12/02/14. Total proceeds (and cost when required) reported to the IRS							
	38.000	613.12	05/27/11	1,006.12	0.00	-393.00	Sale
	55.000	887.40	06/16/11	1,384.30	0.00	-496.90	Sale
	26.000	419.50	01/16/13	721.38	0.00	-301.88	Sale
	36.000	580.85	11/05/13	941.04	0.00	-360.19	Sale
12/02/14	155 000	2,500.87	VARIOUS	4,052.84	0.00	-1,551.97	Total of 4 lots
TESCO PLC SPONS ADR UNITED KINGDOM ADR / CUSIP 881575302 / Symbol: TSCDY							
01/17/14	55.000	900.86	01/16/13	921.80	0.00	-20.94	Sale

\* This is important tax information and is being furnished to the Internal Revenue Service. If you are required to file a return, a negligence penalty or other sanction may be imposed on you if this income is taxable and the IRS determines that it has not been reported. Remember, taxpayers are ultimately responsible for the accuracy of their tax return(s).

\*\*For NONCOVERED tax lots, values for "Date acquired," "Cost or other basis" and "Adjustments & Code(s), if any" are provided for your reference and are NOT reported to the IRS. For all tax lots, values for "Gain or loss(-)" and "Additional information" are provided for your reference and are NOT reported to the IRS.

UBS FINANCIAL SERVICES INC.

Account UZ 00126

## Proceeds from Broker and Barter Exchange Transactions

2014 1099-B\*

(continued)

OMB No. 1545-0715

## 2- LONG-TERM TRANSACTIONS

5- COVERED tax lots 3- Basis is reported to the IRS\*\*

Report on Form 8949, Part II, with Box D checked

## 1a- Description of property/CUSIP/Symbol

1c- Date sold or disposed	Quantity	1d- Proceeds & 6- Reported (G)ross (N)et	1b- Date acquired	1e- Cost or other basis	1g- Adjustments & 1f- Code(s), if any	Gain or loss(-) & 7- Loss not allowed(X)	Additional information
TEVA PHARMACEUTICALS IND LTD ISRAEL ADR / CUSIP 881624209 / Symbol: TEVA							
2 tax lots for 12/02/14. Total proceeds (and cost when required) reported to the IRS.							
	30 000	1,708.30	02/22/12	1,338 60	0.00	369 70	Sale
	21.000	1,195.81	01/16/13	795 06	0.00	400 75	Sale
12/02/14	51.000	2,904 11	VARIOUS	2,133.66	0.00	770.45	Total of 2 lots
TOYOTA MOTOR CORP NEW JAPAN SPON ADR / CUSIP: 892331307 / Symbol TM							
3 tax lots for 12/02/14. Total proceeds (and cost when required) reported to the IRS.							
	26.000	3,291.91	01/13/11	2,224 92	0.00	1,066.99	Sale
	22.000	2,785.45	01/16/13	2,085.82	0.00	699 63	Sale
	16 000	2,025.79	05/08/13	1,915.35	0.00	110 44	Sale
12/02/14	64 000	8,103.15	VARIOUS	6,226.09	0.00	1,877 06	Total of 3 lots
TULLOW OIL PLC ADR / CUSIP 899415202 / Symbol: TUWOY							
3 tax lots for 12/02/14. Total proceeds (and cost when required) reported to the IRS.							
	60.000	198 00	02/24/11	677.03	0.00	-479 03	Sale
	150 000	494 99	07/06/11	1,582.11	0.00	-1,087.12	Sale
	83.000	273.89	01/16/13	786.01	0.00	-512.12	Sale
12/02/14	293.000	966.88	VARIOUS	3,045.15	0.00	-2,078.27	Total of 3 lots
UNILEVER NV N Y SHS NEW NETHERLANDS SPON SPON ADR / CUSIP: 904784709 / Symbol UN							
2 tax lots for 12/02/14. Total proceeds (and cost when required) reported to the IRS.							
	44.000	1,790.98	01/21/11	1,368 05	0.00	422 93	Sale
	40.000	1,628.16	01/16/13	1,555.20	0.00	72.96	Sale
12/02/14	84 000	3,419.14	VARIOUS	2,923 25	0.00	495.89	Total of 2 lots
VODAFONE GROUP PLC SPON ADR / CUSIP: 92857W308 / Symbol: VOD							
12/02/14	43.636	1,563.90	01/16/13	2,045.28	0.00	-481 38	Sale
12/02/14	21.273	762.39	01/21/11	1,104.81	257.55 W	-84 87	Sale
Security total:		2,326.29		3,150 09	257 55 W	-566 25	

\* This is important tax information and is being furnished to the Internal Revenue Service. If you are required to file a return, a negligence penalty or other sanction may be imposed on you if this income is taxable and the IRS determines that it has not been reported. Remember, taxpayers are ultimately responsible for the accuracy of their tax return(s).

\*\*For NONCOVERED tax lots, values for "Date acquired," "Cost or other basis" and "Adjustments & Code(s), if any" are provided for your reference and are NOT reported to the IRS. For all tax lots, values for "Gain or loss(-)" and "Additional information" are provided for your reference and are NOT reported to the IRS

UBS FINANCIAL SERVICES INC.

Account UZ 00126

**Proceeds from Broker and Barter Exchange Transactions**

2014 1099-B\*

(continued)

OMB No. 1545-0715

**2- LONG-TERM TRANSACTIONS***5- COVERED tax lots 3- Basis is reported to the IRS\*\**Report on Form 8949, Part II, with Box D checked**1a- Description of property/CUSIP/Symbol**

1c- Date sold or disposed	Quantity	1d- Proceeds & 6- Reported (G)ross (N)et	1b- Date acquired	1e- Cost or other basis	1g- Adjustments & 1f- Code(s), if any	Gain or loss(-) & 7- Loss not allowed(X)	Additional information
VOLKSWAGEN AG SPON ADR PREF RATE. ADJUSTABLE ANNUALLY MATURITY. PERPETUAL / CUSIP. 928662402 / Symbol VLKPY							
2 tax lots for 12/02/14. Total proceeds (and cost when required) reported to the IRS.							
	15.000	683.54	04/27/11	555.75	0.00	127.79	Sale
	37.000	1,686.05	01/16/13	1,747.88	0.00	-61.83	Sale
12/02/14	52.000	2,369.59	VARIOUS	2,303.63	0.00	65.96	Total of 2 lots
WPP PLC NEW SPON ADR / CUSIP: 92937A102 / Symbol WPPGY							
12/02/14	22.000	2,345.56	01/16/13	1,677.94	0.00	667.62	Sale
WYNN MACAU LTD UNSPON ADR / CUSIP 98313R106 / Symbol WYNMY							
12/02/14	74.000	2,329.91	11/05/13	2,855.89	0.00	-525.98	Sale
ZURICH INS GROUP LTD SPON ADR / CUSIP 989825104 / Symbol ZURVY							
12/02/14	36.000	1,123.72	01/16/13	983.88	0.00	139.84	Sale
ASML HOLDING NV GDR FOREIGN STOCK EUR / CUSIP N07059210 / Symbol: ASML							
12/02/14	27.000	2,853.03	06/25/13	2,038.89	0.00	814.14	Sale
<b>Totals:</b>		<b>235,121.61</b>		<b>215,576.62</b>	<b>319.93 W</b>	<b>19,864.92</b>	

**LONG-TERM TRANSACTIONS***5- NONCOVERED tax lots 3- Basis NOT reported to the IRS\*\**Report on Form 8949, Part II, with Box E checked**1a- Description of property/CUSIP/Symbol**

1c- Date sold or disposed	Quantity	1d- Proceeds & 6- Reported (G)ross (N)et	Date acquired	Cost or other basis	Adjustments & Code(s), if any	Gain or loss(-) & 7- Loss not allowed(X)	Additional information
ABB LTD SPON ADR / CUSIP: 000375204 / Symbol ABB							
2 tax lots for 12/02/14. Total proceeds (and cost when required) reported to the IRS.							
	7.000	153.75	10/19/07	192.85	0.00	-39.10	Sale
	160.000	3,514.24	12/26/07	4,604.80	0.00	-1,090.56	Sale
12/02/14	167.000	3,667.99	VARIOUS	4,797.65	0.00	-1,129.66	Total of 2 lots
ALLIANZ SE ADR / CUSIP: 018805101 / Symbol AZSEY							
05/23/14	104.000	1,717.84	04/07/08	2,167.39	0.00	-449.55	Sale
12/02/14	26.000	443.16	04/07/08	541.85	0.00	-98.69	Sale

\* This is important tax information and is being furnished to the Internal Revenue Service. If you are required to file a return, a negligence penalty or other sanction may be imposed on you if this income is taxable and the IRS determines that it has not been reported. Remember, taxpayers are ultimately responsible for the accuracy of their tax return(s).

\*\*For NONCOVERED tax lots, values for "Date acquired," "Cost or other basis" and "Adjustments & Code(s), if any" are provided for your reference and are NOT reported to the IRS. For all tax lots, values for "Gain or loss(-)" and "Additional information" are provided for your reference and are NOT reported to the IRS.

UBS FINANCIAL SERVICES INC.

Account UZ 00126

## Proceeds from Broker and Barter Exchange Transactions

2014 1099-B\*

(continued)

OMB No. 1545-0715

## LONG-TERM TRANSACTIONS

5- NONCOVERED tax lots 3- Basis NOT reported to the IRS\*\*

Report on Form 8949, Part II, with Box E checked

## 1a- Description of property/CUSIP/Symbol

1c- Date sold or disposed	Quantity	1d- Proceeds & 6- Reported (G)ross (N)et	Date acquired	Cost or other basis	Adjustments & Code(s), if any	Gain or loss(-) & 7- Loss not allowed(X)	Additional information
Security total:		2,161.00		2,709.24	0.00	-548.24	
ANHEUSER BUSCH INBEV SPON ADR / CUSIP: 03524A108 / Symbol: BUD							
4 tax lots for 12/02/14. Total proceeds (and cost when required) reported to the IRS							
	8.000	919.50	10/16/09	397.74	0.00	521.76	Sale
	5.000	574.69	11/04/09	236.70	0.00	337.99	Sale
	3.000	344.81	11/05/09	141.89	0.00	202.92	Sale
	10.000	1,149.37	06/09/10	484.40	0.00	664.97	Sale
12/02/14	26.000	2,988.37	VARIOUS	1,260.73	0.00	1,727.64	Total of 4 lots
ATLAS COPCO AB NEW REPSTG COM SER A SPON ADR / CUSIP 049255706 / Symbol: ATLKY							
09/03/14	63.000	1,835.00	02/04/09	488.25	0.00	1,346.75	Sale
AXA ADR / CUSIP: 054536107 / Symbol: AXAHY							
4 tax lots for 12/02/14. Total proceeds (and cost when required) reported to the IRS.							
	5.000	119.40	01/09/07	204.89	0.00	-85.49	Sale
	10.000	238.79	04/04/07	432.91	0.00	-194.12	Sale
	20.000	477.59	05/04/07	937.21	0.00	-459.62	Sale
	90.000	2,149.15	12/26/07	3,550.50	0.00	-1,401.35	Sale
12/02/14	125.000	2,984.93	VARIOUS	5,125.51	0.00	-2,140.58	Total of 4 lots
BG GROUP PLC SPON ADR / CUSIP 055434203 / Symbol: BRGYY							
3 tax lots for 12/02/14. Total proceeds (and cost when required) reported to the IRS.							
	57.000	831.33	10/19/07	1,028.28	0.00	-196.95	Sale
	125.000	1,823.08	12/26/07	2,786.25	0.00	-963.17	Sale
	115.000	1,677.24	02/09/10	1,999.22	0.00	-321.98	Sale
12/02/14	297.000	4,331.65	VARIOUS	5,813.75	0.00	-1,482.10	Total of 3 lots
BNP PARIBAS SA ADR / CUSIP 05565A202 / Symbol: BNPQY							
2 tax lots for 12/02/14. Total proceeds (and cost when required) reported to the IRS.							
	4.000	126.36	08/10/07	216.52	0.00	-90.16	Sale
	90.000	2,843.04	12/26/07	4,824.00	0.00	-1,980.96	Sale
12/02/14	94.000	2,969.40	VARIOUS	5,040.52	0.00	-2,071.12	Total of 2 lots

\* This is important tax information and is being furnished to the Internal Revenue Service. If you are required to file a return, a negligence penalty or other sanction may be imposed on you if this income is taxable and the IRS determines that it has not been reported. Remember, taxpayers are ultimately responsible for the accuracy of their tax return(s).

\*\*For NONCOVERED tax lots, values for "Date acquired," "Cost or other basis" and "Adjustments & Code(s), if any" are provided for your reference and are NOT reported to the IRS. For all tax lots, values for "Gain or loss(-)" and "Additional information" are provided for your reference and are NOT reported to the IRS.

UBS FINANCIAL SERVICES INC.

Account UZ 00126

## Proceeds from Broker and Barter Exchange Transactions

2014 1099-B\*

(continued)

OMB No. 1545-0715

## LONG-TERM TRANSACTIONS

5- NONCOVERED tax lots 3- Basis NOT reported to the IRS\*\*

Report on Form 8949, Part II, with Box E checked

## 1a- Description of property/CUSIP/Symbol

1c- Date sold or disposed	Quantity	1d- Proceeds & 6- Reported (G)ross (N)et	Date acquired	Cost or other basis	Adjustments & Code(s), if any	Gain or loss(-) & 7- Loss not allowed(X)	Additional information
BARCLAYS PLC ADR / CUSIP: 06738E204 / Symbol: BCS							
2 tax lots for 12/02/14. Total proceeds (and cost when required) reported to the IRS							
	97 000	1,488.92	12/26/07	3,980.88	0.00	-2,491.96	Sale
	25 000	383.74	06/09/10	409.75	0.00	-26.01	Sale
12/02/14	122 000	1,872.66	VARIOUS	4,390.63	0.00	-2,517.97	Total of 2 lots
BAYER A G SPON ADR / CUSIP: 072730302 / Symbol: BAYRY							
2 tax lots for 12/02/14. Total proceeds (and cost when required) reported to the IRS.							
	28.000	4,187.31	04/07/08	2,293.09	0.00	1,894.22	Sale
	9.000	1,345.92	07/14/08	785.44	0.00	560.48	Sale
12/02/14	37 000	5,533.23	VARIOUS	3,078.53	0.00	2,454.70	Total of 2 lots
BHP BILLITON LIMITED SPON ADR / CUSIP: 088606108 / Symbol: BHP							
2 tax lots for 12/02/14. Total proceeds (and cost when required) reported to the IRS							
	44.000	2,253.63	12/26/07	3,195.28	0.00	-941.65	Sale
	20.000	1,024.38	08/15/08	1,288.03	0.00	-263.65	Sale
12/02/14	64 000	3,278.01	VARIOUS	4,483.31	0.00	-1,205.30	Total of 2 lots
BRITISH AMER TOBACCO PLC GB SPON ADR / CUSIP: 110448107 / Symbol: BTI							
05/23/14	13 000	1,539.31	12/26/07	1,042.47	0.00	496.84	Sale
3 tax lots for 12/02/14. Total proceeds (and cost when required) reported to the IRS.							
	16.000	1,881.24	12/26/07	1,283.04	0.00	598.20	Sale
	6.000	705.46	02/02/10	399.21	0.00	306.25	Sale
	12 000	1,410.93	02/03/10	795.53	0.00	615.40	Sale
12/02/14	34 000	3,997.63	VARIOUS	2,477.78	0.00	1,519.85	Total of 3 lots
Security total:		5,536.94		3,520.25	0.00	2,016.69	
CANON INC ADR JAPAN SPON ADR / CUSIP: 138006309 / Symbol: CAJ							
01/17/14	20 000	626.01	07/15/08	921.32	0.00	-295.31	Sale
CREDIT SUISSE GROUP SPON ADR / CUSIP: 225401108 / Symbol: CS							
12/02/14	45.390	1,208.46	04/21/10	2,244.02	0.00	-1,035.56	Sale

\* This is important tax information and is being furnished to the Internal Revenue Service. If you are required to file a return, a negligence penalty or other sanction may be imposed on you if this income is taxable and the IRS determines that it has not been reported. Remember, taxpayers are ultimately responsible for the accuracy of their tax return(s).

\*\*For NONCOVERED tax lots, values for "Date acquired," "Cost or other basis" and "Adjustments & Code(s), if any" are provided for your reference and are NOT reported to the IRS. For all tax lots, values for "Gain or loss(-)" and "Additional information" are provided for your reference and are NOT reported to the IRS.

UBS FINANCIAL SERVICES INC.

Account UZ 00126

**Proceeds from Broker and Barter Exchange Transactions**

2014 1099-B\*

(continued)

OMB No. 1545-0715

**LONG-TERM TRANSACTIONS***5- NONCOVERED tax lots 3- Basis NOT reported to the IRS\*\**

Report on Form 8949, Part II, with Box E checked

**1a- Description of property/CUSIP/Symbol**

1c- Date sold or disposed	Quantity	1d- Proceeds & 6- Reported (G)ross (N)et	Date acquired	Cost or other basis	Adjustments & Code(s), if any	Gain or loss(-) & 7- Loss not allowed(X)	Additional information
DBS GROUP HLDGS LTD. SPON ADR / CUSIP 23304Y100 / Symbol: DBSDY							
12/02/14	51 000	3,048.97	12/26/07	2,995 74	0.00	53.23	Sale
HSBC HOLDINGS PLC NEW GB SPON ADR / CUSIP 404280406 / Symbol HSBC							
<i>2 tax lots for 12/02/14. Total proceeds (and cost when required) reported to the IRS.</i>							
	60.000	2,976.23	12/26/07	5,094.60	0.00	-2,118 37	Sale
	68.000	3,373.06	03/31/09	1,257 15	0.00	2,115.91	Sale
12/02/14	128 000	6,349.29	VARIOUS	6,351 75	0 00	-2 46	Total of 2 lots
HONDA MOTOR CO ADR JAPAN ADR / CUSIP: 438128308 / Symbol: HMC							
<i>2 tax lots for 12/02/14. Total proceeds (and cost when required) reported to the IRS</i>							
	25 000	771.48	10/19/07	816.92	0.00	-45 44	Sale
	60.000	1,851.56	12/26/07	2,010.60	0.00	-159 04	Sale
12/02/14	85.000	2,623.04	VARIOUS	2,827 52	0 00	-204.48	Total of 2 lots
IMPERIAL TOBACCO GROUP PLC SPON ADR / CUSIP: 453142101 / Symbol: ITYBY							
05/23/14	14 000	1,258.29	09/25/09	808 27	0 00	450.02	Sale
12/02/14	23.000	2,105 15	09/25/09	1,327 87	0 00	777 28	Sale
	Security total.	3,363.44		2,136 14	0 00	1,227 30	
ING GROEP N V NL SPON ADR / CUSIP: 456837103 / Symbol: ING							
12/02/14	329 000	4,722.53	12/11/09	3,844.32	0.00	878 21	Sale
KOMATSU LTD NEW SPON ADR / CUSIP 500458401 / Symbol KMTUY							
<i>2 tax lots for 12/02/14. Total proceeds (and cost when required) reported to the IRS.</i>							
	42.000	993.28	07/30/09	690.96	0.00	302 32	Sale
	60.000	1,418.97	07/09/10	1,170.77	0.00	248.20	Sale
12/02/14	102 000	2,412.25	VARIOUS	1,861 73	0 00	550.52	Total of 2 lots
KUBOTA CORP ADR JAPAN ADR / CUSIP 501173207 / Symbol: KUBTY							
12/02/14	31 000	2,488.07	07/09/10	1,214 98	0 00	1,273 09	Sale

\* This is important tax information and is being furnished to the Internal Revenue Service. If you are required to file a return, a negligence penalty or other sanction may be imposed on you if this income is taxable and the IRS determines that it has not been reported. Remember, taxpayers are ultimately responsible for the accuracy of their tax return(s).

\*\*For NONCOVERED tax lots, values for "Date acquired," "Cost or other basis" and "Adjustments & Code(s), if any" are provided for your reference and are NOT reported to the IRS. For all tax lots, values for "Gain or loss(-)" and "Additional information" are provided for your reference and are NOT reported to the IRS.

UBS FINANCIAL SERVICES INC.

Account UZ 00126

**Proceeds from Broker and Barter Exchange Transactions**

2014 1099-B\*

(continued)

OMB No. 1545-0715

**LONG-TERM TRANSACTIONS****5- NONCOVERED tax lots 3- Basis NOT reported to the IRS\*\***

Report on Form 8949, Part II, with Box E checked

**1a- Description of property/CUSIP/Symbol**

1c- Date sold or disposed	Quantity	1d- Proceeds & 6- Reported (G)ross (N)et	Date acquired	Cost or other basis	Adjustments & Code(s), if any	Gain or loss(-) & 7- Loss not allowed(X)	Additional information
LAFARGE NEW SPON ADR / CUSIP: 505861401 / Symbol: LFRGY							
3 tax lots for 12/02/14. Total proceeds (and cost when required) reported to the IRS.							
	85.000	1,524.87	12/26/07	3,918.50	0.00	-2,393.63	Sale
	20 000	358.79	03/02/10	330 80	0.00	27 99	Sale
	80.000	1,435 17	03/03/10	1,360 61	0.00	74 56	Sale
12/02/14	185 000	3,318.83	VARIOUS	5,609.91	0 00	-2,291.08	Total of 3 lots
MARKS & SPENCER GROUP INC SPON ADR / CUSIP: 570912105 / Symbol: MAKSY							
12/02/14	49 000	755.56	06/11/09	478.30	0 00	277.26	Sale
MITSUBISHI CORP SPONS ADR ADR / CUSIP: 606769305 / Symbol: MSBHY							
07/22/14	40.000	1,698.57	12/26/07	2,245 60	0.00	-547.03	Sale
3 tax lots for 10/15/14. Total proceeds (and cost when required) reported to the IRS							
	14.000	512.68	12/26/07	785.96	0.00	-273.28	Sale
	50.000	1,831.00	08/08/08	2,759.45	0.00	-928.45	Sale
	40.000	1,464.81	02/04/09	1,165.38	0.00	299.43	Sale
10/15/14	104 000	3,808.49	VARIOUS	4,710.79	0.00	-902 30	Total of 3 lots
Security total:		5,507.06		6,956.39	0.00	-1,449 33	
MITSUBISHI ESTATE LTD ADR ADR / CUSIP: 606783207 / Symbol: MITEY							
12/02/14	12 000	270.77	12/26/07	290 40	0 00	-19.63	Sale
NESTLE S A SPONSORED ADR REPSTG REG SHS SWITZERLAND ADR / CUSIP: 641069406 / Symbol: NSRGY							
12/02/14	105 000	7,869.06	12/26/07	4,767.00	0 00	3,102 06	Sale
NIDEC CORPORATION ADR / CUSIP: 654090109 / Symbol: NJ							
07/22/14	96 000	1,585.83	12/26/07	877.44	0.00	708 39	Sale
12/02/14	78 000	1,308.81	12/26/07	712 92	0.00	595 89	Sale
Security total		2,894.64		1,590 36	0.00	1,304.28	
NOVARTIS AG SPON ADR / CUSIP: 66987V109 / Symbol: NVS							
12/02/14	49.000	4,700 42	12/26/07	2,657 76	0 00	2,042 66	Sale
PRUDENTIAL PLC ADR UNITED KINGDOM ADR / CUSIP: 74435K204 / Symbol: PUK							
12/02/14	62.000	3,016.24	07/08/10	972.47	0 00	2,043.77	Sale

\* This is important tax information and is being furnished to the Internal Revenue Service. If you are required to file a return, a negligence penalty or other sanction may be imposed on you if this income is taxable and the IRS determines that it has not been reported. Remember, taxpayers are ultimately responsible for the accuracy of their tax return(s).

\*\*For NONCOVERED tax lots, values for "Date acquired," "Cost or other basis" and "Adjustments & Code(s), if any" are provided for your reference and are NOT reported to the IRS. For all tax lots, values for "Gain or loss(-)" and "Additional information" are provided for your reference and are NOT reported to the IRS.

UBS FINANCIAL SERVICES INC.

Account UZ 00126

## Proceeds from Broker and Barter Exchange Transactions

2014 1099-B\*

(continued)

OMB No. 1545-0715

## LONG-TERM TRANSACTIONS

5- NONCOVERED tax lots 3- Basis NOT reported to the IRS\*\*

Report on Form 8949, Part II, with Box E checked

## 1a- Description of property/CUSIP/Symbol

1c- Date sold or disposed	Quantity	1d- Proceeds & 6- Reported (G)ross (N)et	Date acquired	Cost or other basis	Adjustments & Code(s), if any	Gain or loss(-) & 7- Loss not allowed(X)	Additional information
RIO TINTO PLC SPON ADR / CUSIP: 767204100 / Symbol: RIO							
2 tax lots for 12/02/14. Total proceeds (and cost when required) reported to the IRS.							
	36.000	1,666.93	03/02/10	1,924.89	0.00	-257.96	Sale
	20.000	926.07	09/10/10	1,085.49	0.00	-159.42	Sale
12/02/14	56.000	2,593.00	VARIOUS	3,010.38	0.00	-417.38	Total of 2 lots
ROCHE HOLDING LTD SPONS ADR SWITZERLAND ADR / CUSIP: 771195104 / Symbol: RHHBY							
12/02/14	124.000	4,665.40	12/26/07	2,608.65	0.00	2,056.75	Sale
ROYAL DUTCH SHELL PLC CL A SPON ADR / CUSIP: 780259206 / Symbol: RDSA							
4 tax lots for 12/02/14. Total proceeds (and cost when required) reported to the IRS.							
	11.000	761.32	07/14/08	841.10	0.00	-79.78	Sale
	35.000	2,422.39	09/17/08	2,067.42	0.00	354.97	Sale
	29.000	2,007.13	10/07/10	1,814.93	0.00	192.20	Sale
	1.000	69.21	12/17/10	68.06	0.00	1.15	Sale
12/02/14	76.000	5,260.05	VARIOUS	4,791.51	0.00	468.54	Total of 4 lots
SANOFI SPON ADR / CUSIP: 80105N105 / Symbol: SNY							
2 tax lots for 12/02/14. Total proceeds (and cost when required) reported to the IRS.							
	45.000	2,166.48	12/26/07	2,109.15	0.00	57.33	Sale
	20.000	962.88	06/04/09	655.00	0.00	307.88	Sale
12/02/14	65.000	3,129.36	VARIOUS	2,764.15	0.00	365.21	Total of 2 lots
SAP SE SPON ADR / CUSIP: 803054204 / Symbol: SAP							
2 tax lots for 12/02/14. Total proceeds (and cost when required) reported to the IRS.							
	16.000	1,123.89	10/19/07	867.64	0.00	256.25	Sale
	55.000	3,863.38	12/26/07	2,862.75	0.00	1,000.63	Sale
12/02/14	71.000	4,987.27	VARIOUS	3,730.39	0.00	1,256.88	Total of 2 lots
SIEMENS A G SPON ADR / CUSIP: 826197501 / Symbol: SIEGY							
01/17/14	16.000	2,168.71	12/26/07	2,447.95	0.00	-279.24	Sale
02/14/14	20.000	2,595.35	12/26/07	3,059.92	0.00	-464.57	Sale
05/08/14	7.000	937.64	12/26/07	1,070.98	0.00	-133.34	Sale
Security total:		5,701.70		6,578.85	0.00	-877.15	

\* This is important tax information and is being furnished to the Internal Revenue Service. If you are required to file a return, a negligence penalty or other sanction may be imposed on you if this income is taxable and the IRS determines that it has not been reported. Remember, taxpayers are ultimately responsible for the accuracy of their tax return(s).

\*\*For NONCOVERED tax lots, values for "Date acquired," "Cost or other basis" and "Adjustments & Code(s), if any" are provided for your reference and are NOT reported to the IRS. For all tax lots, values for "Gain or loss(-)" and "Additional information" are provided for your reference and are NOT reported to the IRS.

UBS FINANCIAL SERVICES INC.

Account UZ 00126

## Proceeds from Broker and Barter Exchange Transactions

2014 1099-B\*

(continued)

OMB No. 1545-0715

## LONG-TERM TRANSACTIONS

5- NONCOVERED tax lots 3- Basis NOT reported to the IRS\*\*

Report on Form 8949, Part II, with Box E checked

## 1a- Description of property/CUSIP/Symbol

1c- Date sold or disposed	Quantity	1d- Proceeds & 6- Reported (G)ross (N)et	Date acquired	Cost or other basis	Adjustments & Code(s), if any	Gain or loss(-) & 7- Loss not allowed(X)	Additional information
TAIWAN SEMICONDUCTOR MFG CO LTD ADR / CUSIP 874039100 / Symbol: TSM							
12/02/14	128.000	2,886.96	10/21/09	1,294.27	0.00	1,592.69	Sale
TESCO PLC SPONS ADR UNITED KINGDOM ADR / CUSIP. 881575302 / Symbol TSCDY							
2 tax lots for 01/17/14. Total proceeds (and cost when required) reported to the IRS.							
	32.000	524.14	10/19/07	918.72	0.00	-394.58	Sale
	180.000	2,948.27	12/26/07	5,167.80	0.00	-2,219.53	Sale
01/17/14	212.000	3,472.41	VARIOUS	6,086.52	0.00	-2,614.11	Total of 2 lots
TEVA PHARMACEUTICALS IND LTD ISRAEL ADR / CUSIP 881624209 / Symbol TEVA							
2 tax lots for 12/02/14. Total proceeds (and cost when required) reported to the IRS.							
	22.000	1,252.75	06/26/08	1,003.98	0.00	248.77	Sale
	40.000	2,277.73	07/14/08	1,660.26	0.00	617.47	Sale
12/02/14	62.000	3,530.48	VARIOUS	2,664.24	0.00	866.24	Total of 2 lots
TOYOTA MOTOR CORP NEW JAPAN SPON ADR / CUSIP: 892331307 / Symbol: TM							
12/02/14	25.000	3,165.29	02/02/10	1,976.41	0.00	1,188.88	Sale
TULLOW OIL PLC ADR / CUSIP 899415202 / Symbol: TUWOY							
12/02/14	71.000	234.29	11/30/10	639.38	0.00	-405.09	Sale
UNILEVER NV N Y SHS NEW NETHERLANDS SPON SPON ADR / CUSIP 904784709 / Symbol UN							
12/02/14	64.000	2,605.05	10/22/10	1,916.60	0.00	688.45	Sale
VODAFONE GROUP PLC SPON ADR / CUSIP: 92857W308 / Symbol: VOD							
02/27/14	0.273	11.23	12/26/07	18.79	0.00	-7.56	Sale
2 tax lots for 12/02/14. Total proceeds (and cost when required) reported to the IRS.							
	70.091	2,512.00	12/26/07	4,829.03	0.00	-2,317.03	Sale
	43.636	1,563.90	06/04/09	1,468.00	0.00	95.90	Sale
12/02/14	113.727	4,075.90	VARIOUS	6,297.03	0.00	-2,221.13	Total of 2 lots
Security total:		4,087.13		6,315.82	0.00	-2,228.69	

\* This is important tax information and is being furnished to the Internal Revenue Service. If you are required to file a return, a negligence penalty or other sanction may be imposed on you if this income is taxable and the IRS determines that it has not been reported. Remember, taxpayers are ultimately responsible for the accuracy of their tax return(s).

\*\*For NONCOVERED tax lots, values for "Date acquired," "Cost or other basis" and "Adjustments & Code(s), if any" are provided for your reference and are NOT reported to the IRS. For all tax lots, values for "Gain or loss(-)" and "Additional information" are provided for your reference and are NOT reported to the IRS.

UBS FINANCIAL SERVICES INC.

Account UZ 00126

**Proceeds from Broker and Barter Exchange Transactions****2014 1099-B\*****(continued)**

OMB No 1545-0715

**LONG-TERM TRANSACTIONS****5- NONCOVERED tax lots 3- Basis NOT reported to the IRS\*\***

Report on Form 8949, Part II, with Box E checked

**1a- Description of property/CUSIP/Symbol**

<b>1c- Date sold or disposed</b>	<b>Quantity</b>	<b>1d- Proceeds &amp; 6- Reported (G)ross (N)et</b>	<b>Date acquired</b>	<b>Cost or other basis</b>	<b>Adjustments &amp; Code(s), if any</b>	<b>Gain or loss(-) &amp; 7- Loss not allowed(X)</b>	<b>Additional information</b>
VOLKSWAGEN AG SPON ADR PREF RATE ADJUSTABLE ANNUALLY MATURITY PERPETUAL / CUSIP 928662402 / Symbol VLKPY							
2 tax lots for 12/02/14. Total proceeds (and cost when required) reported to the IRS.							
	4.000	182.28	05/03/10	76.95	0.00	105.33	Sale
	96.000	4,374.62	07/08/10	1,739.67	0.00	2,634.95	Sale
12/02/14	100.000	4,556.90	VARIOUS	1,816.62	0.00	2,740.28	Total of 2 lots
WPP PLC NEW SPON ADR / CUSIP: 92937A102 / Symbol WPPGY							
2 tax lots for 12/02/14. Total proceeds (and cost when required) reported to the IRS.							
	5.000	533.08	06/10/09	177.25	0.00	355.83	Sale
	28.000	2,985.25	08/05/10	1,529.95	0.00	1,455.30	Sale
12/02/14	33.000	3,518.33	VARIOUS	1,707.20	0.00	1,811.13	Total of 2 lots
ZURICH INS GROUP LTD SPON ADR / CUSIP: 989825104 / Symbol ZURVY							
3 tax lots for 12/02/14. Total proceeds (and cost when required) reported to the IRS.							
	3.000	93.64	04/11/07	84.90	0.00	8.74	Sale
	20.000	624.29	07/23/07	619.00	0.00	5.29	Sale
	105.000	3,277.50	12/26/07	3,060.75	0.00	216.75	Sale
12/02/14	128.000	3,995.43	VARIOUS	3,764.65	0.00	230.78	Total of 3 lots
<b>Totals:</b>		<b>150,722.87</b>		<b>140,094.12</b>	<b>0.00</b>	<b>10,628.75</b>	

\* This is important tax information and is being furnished to the Internal Revenue Service. If you are required to file a return, a negligence penalty or other sanction may be imposed on you if this income is taxable and the IRS determines that it has not been reported. Remember, taxpayers are ultimately responsible for the accuracy of their tax return(s).

\*\*For NONCOVERED tax lots, values for "Date acquired," "Cost or other basis" and "Adjustments & Code(s), if any" are provided for your reference and are NOT reported to the IRS. For all tax lots, values for "Gain or loss(-)" and "Additional information" are provided for your reference and are NOT reported to the IRS.

UBS FINANCIAL SERVICES INC.

Account UZ 00127

## Proceeds from Broker and Barter Exchange Transactions

2014 1099-B\*

OMB No. 1545-0715

## 2- SHORT-TERM TRANSACTIONS

5- COVERED tax lots 3- Basis is reported to the IRS\*\*

Report on Form 8949, Part I, with Box A checked

## 1a- Description of property/CUSIP/Symbol

1c- Date sold or disposed	Quantity	1d- Proceeds & 6- Reported (G)ross (N)et	1b- Date acquired	1e- Cost or other basis	1g- Adjustments & 1f- Code(s), if any	Gain or loss(-) & 7- Loss not allowed(X)	Additional information
ANHEUSER BUSCH INBEV FIN INC CALL@MW+15BP RATE 3 70 % MATURES 02/01/2024 / CUSIP: 03524BAE6 / Symbol							
12/03/14	5,000.000	5,157.45	07/24/14	5,154.00	0.00	3.45	Sale Original basis: \$5,159.15
CITIGROUP INC NOTE RATE 2.50 % MATURES 07/29/2019 / CUSIP: 172967HU8 / Symbol							
12/03/14	5,000.000	5,013.65	07/24/14	5,003.04	0.00	10.61	Sale Original basis: \$5,003.25
FANNIE MAE NOTE RATE 0.625 % MATURES 10/30/2014 DATED DATE 09/27/2011 / CUSIP: 3135G0DW0 / Symbol							
09/04/14	5,000.000	5,003.95	01/07/14	5,003.56	0.00	0.39	Sale Original basis: \$5,018.64
GENL ELEC CAP CORP RATE 1.625 % MATURES 07/02/2015 / CUSIP: 36962G5Z3 / Symbol:							
07/24/14	2,000.000	2,024.12	01/07/14	2,020.38	0.00	3.74	Sale Original basis: \$2,032.22
GOLDMAN SACHS GROUP INC NOTE RATE 2.375 % MATURES 01/22/2018 / CUSIP: 38141GRC0 / Symbol:							
12/16/14	3,000.000	3,025.17	01/07/14	3,015.87	0.00	9.30	Sale Original basis: \$3,020.49
J P MORGAN CHASE & CO NOTE RATE 3.15 % MATURES 07/05/2016 / CUSIP: 46625HJA9 / Symbol:							
10/17/14	2,000.000	2,071.88	01/07/14	2,070.39	0.00	1.49	Sale Original basis: \$2,101.88
JPMORGAN CHASE & CO NOTE RATE 2.20 % MATURES 10/22/2019 / CUSIP: 48127HAA7 / Symbol:							
12/03/14	5,000.000	4,951.50	10/17/14	4,969.95	0.00	-18.45	Sale Original basis: \$4,969.95
UNITED STATES TREASURY RATE 3.75 % MATURES 11/15/2043 / CUSIP: 912810RD2 / Symbol:							
09/09/14	1,000.000	1,099.10	02/12/14	1,003.06	0.00	96.04	Sale Original basis: \$1,003.09
12/03/14	12,000.000	13,760.16	02/12/14	12,036.52	0.00	1,723.64	Sale Original basis: \$12,037.08
Security total:		14,859.26		13,039.58	0.00	1,819.68	
U S TREASURY NOTE RATE 0.25 % MATURES 01/31/2014 DATED DATE 01/31/2012 / CUSIP: 912828SB7 / Symbol:							
01/31/14	8,000.000	8,000.00	01/07/14	8,000.00	0.00	0.00	Sale

\* This is important tax information and is being furnished to the Internal Revenue Service. If you are required to file a return, a negligence penalty or other sanction may be imposed on you if this income is taxable and the IRS determines that it has not been reported. Remember, taxpayers are ultimately responsible for the accuracy of their tax return(s).

\*\*For NONCOVERED tax lots, values for "Date acquired," "Cost or other basis" and "Adjustments & Code(s), if any" are provided for your reference and are NOT reported to the IRS. For all tax lots, values for "Gain or loss(-)" and "Additional information" are provided for your reference and are NOT reported to the IRS.

UBS FINANCIAL SERVICES INC.

Account UZ 00127

**Proceeds from Broker and Barter Exchange Transactions****2014 1099-B\*****(continued)**

OMB No. 1545-0715

**2- SHORT-TERM TRANSACTIONS****5- COVERED tax lots 3- Basis is reported to the IRS\*\***

Report on Form 8949, Part I, with Box A checked

**1a- Description of property/CUSIP/Symbol**

1c- Date sold or disposed	Quantity	1d- Proceeds & 6- Reported (G)ross (N)et	1b- Date acquired	1e- Cost or other basis	1g- Adjustments & 1f- Code(s), if any	Gain or loss(-) & 7- Loss not allowed(X)	Additional information
U S TREASURY INFL NOTE NOTE RATE 0.375 % MATURES 04/15/2015 / CUSIP: 912828SP6 / Symbol: 12/03/14	18,000 000	18,019.66	02/12/14	18,012.53	0 00	7.13	Sale Original basis: \$18,040.12
U S TREASURY INFL NOTE NOTE RATE 0.375 % MATURES 11/15/2015 / CUSIP: 912828TX8 / Symbol: 12/03/14	9,000 000	9,017.91	09/04/14	9,015.67	0 00	2.24	Sale Original basis: \$9,019.71
WELLS FARGO & CO NOTE RATE 1.40 % MATURES 09/08/2017 / CUSIP: 94974BGB0 / Symbol: 12/03/14	8,000 000	8,002.32	09/04/14	7,994.16	0 00	8 16	Sale Original basis: \$7,994.16
<b>Totals:</b>		<b>85,146.87</b>		<b>83,299.13</b>	<b>0.00</b>	<b>1,847.74</b>	

**SHORT-TERM TRANSACTIONS****5- NONCOVERED tax lots 3- Basis NOT reported to the IRS\*\***

Report on Form 8949, Part I, with Box B checked

**1a- Description of property/CUSIP/Symbol**

1c- Date sold or disposed	Quantity	1d- Proceeds & 6- Reported (G)ross (N)et	Date acquired	Cost or other basis	Adjustments & Code(s), if any	Gain or loss(-) & 7- Loss not allowed(X)	Additional information
ANHEUSER BUSCH INBEV WORLD WID RATE 4.125 % MATURES 01/15/2015 / CUSIP: 03523TAM0 / Symbol: 07/24/14	3,000 000	3,051.42	01/08/14	3,051.23	0.00	0 19	Sale Note 25 Original basis: \$3,111.60
FHLMC RATE 1.00 % MATURES 07/28/2017 DATED DATE 06/25/2012 / CUSIP: 3137EADJ5 / Symbol: 02/11/14	1,000 000	999.47	11/20/13	1,001.13	0.00	-1 66	Sale Original basis: \$1,001.20
<b>Totals:</b>		<b>4,050.89</b>		<b>4,052.36</b>	<b>0.00</b>	<b>-1.47</b>	

\* This is important tax information and is being furnished to the Internal Revenue Service. If you are required to file a return, a negligence penalty or other sanction may be imposed on you if this income is taxable and the IRS determines that it has not been reported. Remember, taxpayers are ultimately responsible for the accuracy of their tax return(s).

\*\*For NONCOVERED tax lots, values for "Date acquired," "Cost or other basis" and "Adjustments & Code(s), if any" are provided for your reference and are NOT reported to the IRS. For all tax lots, values for "Gain or loss(-)" and "Additional information" are provided for your reference and are NOT reported to the IRS.

UBS FINANCIAL SERVICES INC.

Account UZ 00127

## Proceeds from Broker and Barter Exchange Transactions

2014 1099-B\*

(continued)

OMB No. 1545-0715

## LONG-TERM TRANSACTIONS

5- NONCOVERED tax lots 3- Basis NOT reported to the IRS\*\*

Report on Form 8949, Part II, with Box E checked

## 1a- Description of property/CUSIP/Symbol

1c- Date sold or disposed	Quantity	1d- Proceeds & 6- Reported (G)ross (N)et	Date acquired	Cost or other basis	Adjustments & Code(s), if any	Gain or loss(-) & 7- Loss not allowed(X)	Additional information
AMERICAN EXPRESS CRD CORP NOTE RATE 2.375 % MATURES 03/24/2017 / CUSIP: 0258M0DD8 / Symbol							
	3 tax lots for 12/03/14. Total proceeds (and cost when required) reported to the IRS.						
	5,000.000	5,128.40	05/11/12	5,066.88	0.00	61 52	Sale Original basis: \$5,138.00
	1,000.000	1,025.68	12/14/12	1,026.32	0.00	-0.64	Sale Original basis: \$1,048.22
	2,000.000	2,051.36	01/15/13	2,049.86	0.00	1.50	Sale Original basis: \$2,089.50
12/03/14	8,000.000	8,205.44	VARIOUS	8,143.06	0 00	62 38	Total of 3 lots
ANHEUSER BUSCH INBEV WORLD WID RATE 4.125 % MATURES 01/15/2015 / CUSIP 03523TAM0 / Symbol							
	2 tax lots for 07/24/14. Total proceeds (and cost when required) reported to the IRS.						
	4,000.000	4,068.56	11/03/11	4,050.46	0.00	18.10	Sale Note: 25 Original basis: \$4,342.36
	4,000.000	4,068.56	11/18/11	4,050.61	0.00	17.95	Sale Note: 25 Original basis: \$4,339.00
07/24/14	8,000.000	8,137.12	VARIOUS	8,101.07	0.00	36.05	Total of 2 lots
BLACKROCK BOND ALLOCATION TARGET SHARES BATS SER C / CUSIP: 092480102 / Symbol:							
	2 tax lots for 02/11/14. Total proceeds (and cost when required) reported to the IRS						
	313.000	3,286.50	01/04/08	3,114.35	0.00	172.15	Sale
	100.000	1,050.00	01/16/09	908.00	0.00	142.00	Sale
02/11/14	413.000	4,336.50	VARIOUS	4,022.35	0 00	314.15	Total of 2 lots
	5 tax lots for 12/03/14. Total proceeds (and cost when required) reported to the IRS						
	976.000	10,443.20	01/16/09	8,862.08	0.00	1,581.12	Sale
	208.000	2,225.60	06/08/09	1,865.76	0.00	359.84	Sale
	31.000	331.70	01/21/11	310.93	0.00	20.77	Sale
	2,496.000	26,707.20	07/22/11	25,584.00	0.00	1,123.20	Sale
	5,289.000	56,592.30	11/21/11	54,582.48	0.00	2,009.82	Sale
12/03/14	9,000.000	96,300.00	VARIOUS	91,205.25	0.00	5,094.75	Total of 5 lots
	Security total:	100,636.50		95,227.60	0 00	5,408.90	

\* This is important tax information and is being furnished to the Internal Revenue Service. If you are required to file a return, a negligence penalty or other sanction may be imposed on you if this income is taxable and the IRS determines that it has not been reported. Remember, taxpayers are ultimately responsible for the accuracy of their tax return(s).

\*\*For NONCOVERED tax lots, values for "Date acquired," "Cost or other basis" and "Adjustments & Code(s), if any" are provided for your reference and are NOT reported to the IRS. For all tax lots, values for "Gain or loss(-)" and "Additional information" are provided for your reference and are NOT reported to the IRS.

UBS FINANCIAL SERVICES INC.

Account UZ 00127

## Proceeds from Broker and Barter Exchange Transactions

2014 1099-B\*

(continued)

OMB No. 1545-0715

## LONG-TERM TRANSACTIONS

5- NONCOVERED tax lots 3- Basis NOT reported to the IRS\*\*

Report on Form 8949, Part II, with Box E checked

## 1a- Description of property/CUSIP/Symbol

1c- Date sold or disposed	Quantity	1d- Proceeds & 6- Reported (G)ross (N)et	Date acquired	Cost or other basis	Adjustments & Code(s), if any	Gain or loss(-) & 7- Loss not allowed(X)	Additional information
BLACKROCK BOND ALLOCATION TARGET SHARES BATS SER M / CUSIP: 092480201 / Symbol							
02/11/14	383 000	3,726.59	01/16/09	3,247.84	0 00	478.75	Sale
5 tax lots for 12/03/14. Total proceeds (and cost when required) reported to the IRS.							
	1,018 000	10,139.28	01/16/09	8,632.64	0.00	1,506.64	Sale
	219 000	2,181.24	06/08/09	1,826.46	0.00	354.78	Sale
	33 000	328.68	01/21/11	311.52	0.00	17.16	Sale
	2,685 000	26,742.60	07/22/11	26,474.10	0.00	268.50	Sale
	4,745.000	47,260.20	11/21/11	49,632.70	0.00	-2,372.50	Sale
12/03/14	8,700 000	86,652.00	VARIOUS	86,877.42	0 00	-225.42	Total of 5 lots
Security total:		90,378.59		90,125.26	0 00	253.33	
FANNIE MAE NOTE RATE 0.625 % MATURES 10/30/2014 DATED DATE 09/27/2011 / CUSIP: 3135G0DW0 / Symbol:							
3 tax lots for 09/04/14. Total proceeds (and cost when required) reported to the IRS.							
	24,000.000	24,018.96	05/11/12	24,006.94	0.00	12.02	Sale Original basis: \$24,109.68
	1,000 000	1,000.79	12/14/12	1,000.56	0.00	0.23	Sale Original basis: \$1,006.72
	7,000.000	7,005.53	01/15/13	7,003.93	0.00	1.60	Sale Original basis: \$7,045.15
09/04/14	32,000.000	32,025.28	VARIOUS	32,011.43	0.00	13.85	Total of 3 lots
FNMA NOTE RATE 1.25 % MATURES 01/30/2017 DATED DATE 01/09/2012 / CUSIP: 3135G0GY3 / Symbol:							
12/03/14	12,000 000	12,143.28	02/14/12	12,049.69	0 00	93.59	Sale Original basis: \$12,112.56
FHLMC RATE 1.00 % MATURES 07/28/2017 DATED DATE 06/25/2012 / CUSIP: 3137EADJ5 / Symbol:							
12/03/14	12,000 000	12,022.80	11/20/13	12,010.41	0.00	12.39	Sale Original basis: \$12,014.40
GENL ELEC CAP CORP RATE 1 625 % MATURES 07/02/2015 / CUSIP: 36962G5Z3 / Symbol:							
02/11/14	1,000.000	1,015.25	10/23/12	1,010.26	0 00	4.99	Sale Original basis: \$1,019.74
2 tax lots for 07/24/14. Total proceeds (and cost when required) reported to the IRS.							
	7,000 000	7,084.42	10/23/12	7,048.56	0.00	35.86	Sale Original basis: \$7,138.18

\* This is important tax information and is being furnished to the Internal Revenue Service. If you are required to file a return, a negligence penalty or other sanction may be imposed on you if this income is taxable and the IRS determines that it has not been reported. Remember, taxpayers are ultimately responsible for the accuracy of their tax return(s).

\*\*For NONCOVERED tax lots, values for "Date acquired," "Cost or other basis" and "Adjustments & Code(s), if any" are provided for your reference and are NOT reported to the IRS. For all tax lots, values for "Gain or loss(-)" and "Additional information" are provided for your reference and are NOT reported to the IRS.

UBS FINANCIAL SERVICES INC.

Account UZ 00127

## Proceeds from Broker and Barter Exchange Transactions

2014 1099-B\*

(continued)

OMB No. 1545-0715

## LONG-TERM TRANSACTIONS

5- NONCOVERED tax lots 3- Basis NOT reported to the IRS\*\*

Report on Form 8949, Part II, with Box E checked

## 1a- Description of property/CUSIP/Symbol

1c- Date sold or disposed	Quantity	1d- Proceeds & 6- Reported (G)ross (N)et	Date acquired	Cost or other basis	Adjustments & Code(s), if any	Gain or loss(-) & 7- Loss not allowed(X)	Additional information
GENL ELEC CAP CORP RATE 1.625 % MATURES 07/02/2015 / CUSIP: 36962G5Z3 / Symbol (cont'd)							
	3,000.000	3,036.18	01/15/13	3,020.50	0.00	15.68	Sale
07/24/14	10,000.000	10,120.60	VARIOUS	10,069.06	0.00	51.54	Original basis: \$3,053.43 Total of 2 lots
Security total		11,135.85		11,079.32	0.00	56.53	
GOLDMAN SACHS GROUP INC NOTE RATE 2.375 % MATURES 01/22/2018 / CUSIP 38141GRC0 / Symbol							
12/03/14	6,000.000	6,079.02	02/06/13	6,021.40	0.00	57.62	Sale
12/16/14	10,000.000	10,083.90	02/06/13	10,035.27	0.00	48.63	Original basis: \$6,033.18 Sale
Security total:		16,162.92		16,056.67	0.00	106.25	Original basis \$10,055.30
INTL PAPER CO RATE 7.50 % MATURES 08/15/2021 DATED DATE 08/10/2009 / CUSIP 460146CE1 / Symbol							
2 tax lots for 12/03/14. Total proceeds (and cost when required) reported to the IRS							
	1,000.000	1,243.90	11/03/11	1,152.26	0.00	91.64	Sale
	3,000.000	3,731.70	11/18/11	3,466.23	0.00	265.47	Note: 25 Original basis: \$1,207.80 Sale
12/03/14	4,000.000	4,975.60	VARIOUS	4,618.49	0.00	357.11	Note: 25 Original basis: \$3,634.59 Total of 2 lots
J P MORGAN CHASE & CO NOTE RATE 3.15 % MATURES 07/05/2016 / CUSIP 46625HJA9 / Symbol							
3 tax lots for 10/17/14. Total proceeds (and cost when required) reported to the IRS							
	3,000.000	3,107.82	08/08/11	2,979.03	0.00	128.79	Sale
	5,000.000	5,179.70	11/18/11	4,952.80	0.00	226.90	Original basis: \$2,979.03 Sale
	2,000.000	2,071.88	01/15/13	2,063.00	0.00	8.88	Original basis: \$4,952.80 Sale
10/17/14	10,000.000	10,359.40	VARIOUS	9,994.83	0.00	364.57	Original basis: \$2,126.04 Total of 3 lots
TOTAL CPTL CANADA LTD NOTE RATE 1.45 % MATURES 01/15/2018 / CUSIP 89153UAE1 / Symbol:							
12/03/14	6,000.000	5,979.18	02/06/13	6,013.10	0.00	-33.92	Sale
							Original basis: \$6,020.52

\* This is important tax information and is being furnished to the Internal Revenue Service. If you are required to file a return, a negligence penalty or other sanction may be imposed on you if this income is taxable and the IRS determines that it has not been reported. Remember, taxpayers are ultimately responsible for the accuracy of their tax return(s).

\*\*For NONCOVERED tax lots, values for "Date acquired," "Cost or other basis" and "Adjustments & Code(s), if any" are provided for your reference and are NOT reported to the IRS. For all tax lots, values for "Gain or loss(-)" and "Additional information" are provided for your reference and are NOT reported to the IRS.

UBS FINANCIAL SERVICES INC.

Account UZ 00127

## Proceeds from Broker and Barter Exchange Transactions

2014 1099-B\*

(continued)

OMB No. 1545-0715

## LONG-TERM TRANSACTIONS

5- NONCOVERED tax lots 3- Basis NOT reported to the IRS\*\*

Report on Form 8949, Part II, with Box E checked

## 1a- Description of property/CUSIP/Symbol

1c- Date sold or disposed	Quantity	1d- Proceeds & 6- Reported (G)ross (N)et	Date acquired	Cost or other basis	Adjustments & Code(s), if any	Gain or loss(-) & 7- Loss not allowed(X)	Additional information
UNITED STATES TREASURY BOND STRIPPED PRINCIPAL PAYMENT COUPON STRIP / CUSIP 912803AQ6 / Symbol:							
02/11/14	1,000 000	924.67	11/06/07	798 87	0 00	125.80	Sale Note: 25 Original basis: \$602 89
	3 tax lots for 12/03/14. Total proceeds (and cost when required) reported to the IRS						
	2,000 000	1,882.62	11/06/07	1,657.38	0 00	225.24	Sale Note: 25 Original basis: \$1,205.78
	3,000 000	2,823.93	07/22/11	2,706.93	0.00	117.00	Sale Note: 25 Original basis: \$2,491.89
	3,000.000	2,823.93	11/18/11	2,815 94	0.00	7 99	Sale Note: 25 Original basis: \$2,689.14
12/03/14	8,000 000	7,530.48	VARIOUS	7,180.25	0.00	350 23	Total of 3 lots
	Security total:	8,455.15		7,979.12	0 00	476 03	
UNITED STATES TREASURY RATE 4.625 % MATURES 02/15/2040 / CUSIP: 912810QE1 / Symbol							
	3 tax lots for 12/03/14. Total proceeds (and cost when required) reported to the IRS.						
	1,000.000	1,306.29	03/15/10	995 31	0.00	310.98	Sale Original basis: \$995 31
	2,000.000	2,612.58	07/22/11	2,113.18	0.00	499.40	Sale Original basis: \$2,121.10
	1,000.000	1,306.29	11/18/11	1,295.14	0.00	11.15	Sale Original basis: \$1,318.17
12/03/14	4,000 000	5,225.16	VARIOUS	4,403 63	0.00	821.53	Total of 3 lots
UNITED STATES TREASURY RATE 0.75 % MATURES 02/15/2042 / CUSIP 912810QV3 / Symbol							
12/03/14	7,000 000	6,935.02	07/24/12	8,330 71	0 00	-1,395 69	Sale Note 25 Original basis: \$7,897.23
U S TREASURY NOTE NOTE RATE 3.125 % MATURES 05/15/2019 / CUSIP. 912828KQ2 / Symbol.							
09/09/14	1,000 000	1,063 63	07/31/09	967 27	0 00	96.36	Sale Original basis: \$967 27

\* This is important tax information and is being furnished to the Internal Revenue Service. If you are required to file a return, a negligence penalty or other sanction may be imposed on you if this income is taxable and the IRS determines that it has not been reported. Remember, taxpayers are ultimately responsible for the accuracy of their tax return(s).

\*\*For NONCOVERED tax lots, values for "Date acquired," "Cost or other basis" and "Adjustments & Code(s), if any" are provided for your reference and are NOT reported to the IRS. For all tax lots, values for "Gain or loss(-)" and "Additional information" are provided for your reference and are NOT reported to the IRS

UBS FINANCIAL SERVICES INC.

Account UZ 00127

## Proceeds from Broker and Barter Exchange Transactions

2014 1099-B\*

(continued)

OMB No. 1545-0715

## LONG-TERM TRANSACTIONS

5- NONCOVERED tax lots 3- Basis NOT reported to the IRS\*\*

Report on Form 8949, Part II, with Box E checked

## 1a- Description of property/CUSIP/Symbol

1c- Date sold or disposed	Quantity	1d- Proceeds & 6- Reported (G)ross (N)et	Date acquired	Cost or other basis	Adjustments & Code(s), if any	Gain or loss(-) & 7- Loss not allowed(X)	Additional information
U S TREASURY NOTE NOTE RATE 3.125 % MATURES 05/15/2019 / CUSIP: 912828KQ2 / Symbol: (cont'd)							
3 tax lots for 12/03/14. Total proceeds (and cost when required) reported to the IRS.							
	3,000.000	3,209.53	07/31/09	2,901.80	0.00	307.73	Sale Original basis: \$2,901.80
	4,000.000	4,279.36	07/22/11	4,108.20	0.00	171.16	Sale Original basis: \$4,182.52
	5,000.000	5,349.21	11/18/11	5,336.39	0.00	12.82	Sale Original basis: \$5,553.34
12/03/14	12,000 000	12,838.10	VARIOUS	12,346.39	0 00	491 71	Total of 3 lots
	Security total	13,901.73		13,313.66	0 00	588.07	
U S TREASURY NOTE RATE 3.625 % MATURES 02/15/2020 / CUSIP: 912828MP2 / Symbol:							
3 tax lots for 12/03/14. Total proceeds (and cost when required) reported to the IRS.							
	1,000.000	1,098 63	11/18/11	1,095.92	0.00	2.71	Sale Original basis: \$1,148 25
	3,000.000	3,295 89	01/15/13	3,360.77	0.00	-64.88	Sale Original basis: \$3,485.87
	18,000 000	19,775.34	09/25/13	19,608 61	0.00	166.73	Sale Original basis: \$19,955.46
12/03/14	22,000.000	24,169.86	VARIOUS	24,065 30	0 00	104 56	Total of 3 lots
U S TREASURY INFL NOTE NOTE RATE 1 00 % MATURES 10/31/2016 / CUSIP: 912828RM4 / Symbol:							
02/11/14	1,000 000	1,010.35	11/18/11	1,001.93	0 00	8 42	Sale Original basis: \$1,003 48
4 tax lots for 12/03/14. Total proceeds (and cost when required) reported to the IRS.							
	12,000 000	12,110.64	11/18/11	12,016.33	0.00	94 31	Sale Original basis: \$12,041.76
	1,000 000	1,009.22	12/14/12	1,009.62	0.00	-0.40	Sale Original basis: \$1,019 46
	5,000.000	5,046.10	01/15/13	5,045.77	0.00	0.33	Sale Original basis: \$5,090.45
	6,000 000	6,055.32	10/03/13	6,037.53	0.00	17.79	Sale Original basis: \$6,060.25
12/03/14	24,000.000	24,221.28	VARIOUS	24,109 25	0 00	112 03	Total of 4 lots
	Security total.	25,231.63		25,111.18	0.00	120 45	

\* This is important tax information and is being furnished to the Internal Revenue Service. If you are required to file a return, a negligence penalty or other sanction may be imposed on you if this income is taxable and the IRS determines that it has not been reported. Remember, taxpayers are ultimately responsible for the accuracy of their tax return(s).

\*\*For NONCOVERED tax lots, values for "Date acquired," "Cost or other basis" and "Adjustments & Code(s), if any" are provided for your reference and are NOT reported to the IRS. For all tax lots, values for "Gain or loss(-)" and "Additional information" are provided for your reference and are NOT reported to the IRS.

UBS FINANCIAL SERVICES INC.

Account UZ 00127

**Proceeds from Broker and Barter Exchange Transactions**

2014 1099-B\*

(continued)

OMB No. 1545-0715

**LONG-TERM TRANSACTIONS***5- NONCOVERED tax lots 3- Basis NOT reported to the IRS\*\**

Report on Form 8949, Part II, with Box E checked

**1a- Description of property/CUSIP/Symbol**

1c- Date sold or disposed	Quantity	1d- Proceeds & 6- Reported (G)ross (N)et	Date acquired	Cost or other basis	Adjustments & Code(s), if any	Gain or loss(-) & 7- Loss not allowed(X)	Additional information
U S TREASURY INFL NOTE NOTE RATE 1.75 % MATURES 10/31/2018 / CUSIP: 912828RP7 / Symbol.							
02/11/14	1,000 000	1,014.22	11/03/11	1,012.11	0 00	2.11	Sale Original basis: \$1,017.66
	<i>2 tax lots for 02/12/14. Total proceeds (and cost when required) reported to the IRS.</i>						
	1,000 000	1,011.91	11/03/11	1,012.10	0 00	-0.19	Sale Original basis \$1,017.66
	12,000.000	12,142.93	11/18/11	12,150.21	0.00	-7.28	Sale Original basis: \$12,218.01
02/12/14	13,000 000	13,154.84	VARIOUS	13,162 31	0 00	-7 47	Total of 2 lots
09/09/14	1,000 000	1,007.34	11/18/11	1,011.05	0 00	-3.71	Sale Original basis: \$1,018.17
	<i>2 tax lots for 12/03/14. Total proceeds (and cost when required) reported to the IRS.</i>						
	6,000.000	6,091.63	01/15/13	6,187.06	0.00	-95.43	Sale Original basis: \$6,274.71
	4,000.000	4,061 08	10/03/13	4,055.31	0.00	5.77	Sale Original basis: \$4,071.26
12/03/14	10,000 000	10,152.71	VARIOUS	10,242 37	0.00	-89 66	Total of 2 lots
	Security total:	25,329.11		25,427 84	0 00	-98 73	
U S TREASURY NOTE RATE 0.25 % MATURES 01/31/2014 DATED DATE 01/31/2012 / CUSIP: 912828SB7 / Symbol							
	<i>2 tax lots for 01/31/14. Total proceeds (and cost when required) reported to the IRS.</i>						
	41,000 000	41,000.00	02/14/12	40,964.74	0 00	35.26	Sale
	12,000 000	12,000.00	01/15/13	12,000.00	0.00	0 00	Sale
01/31/14	53,000 000	53,000.00	VARIOUS	52,964 74	0.00	35 26	Total of 2 lots
U S TREASURY INFL NOTE NOTE RATE 0.25 % MATURES 02/15/2015 / CUSIP: 912828SE1 / Symbol							
12/03/14	21,000.000	21,008.19	02/14/12	20,910 75	0 00	97.44	Sale Original basis: \$20,910.75
12/16/14	16,000.000	16,005.60	02/14/12	15,932.00	0 00	73 60	Sale Original basis: \$15,932.00
	Security total:	37,013.79		36,842.75	0 00	171 04	
VERIZON COMMUNICATIONS INC RATE 3.50 % MATURES 11/01/2021 / CUSIP: 92343VBC7 / Symbol							
	<i>2 tax lots for 12/03/14. Total proceeds (and cost when required) reported to the IRS.</i>						
	3,000 000	3,073.74	11/03/11	3,044.55	0.00	29.19	Sale Original basis: \$3,061.44

\* This is important tax information and is being furnished to the Internal Revenue Service. If you are required to file a return, a negligence penalty or other sanction may be imposed on you if this income is taxable and the IRS determines that it has not been reported. Remember, taxpayers are ultimately responsible for the accuracy of their tax return(s).

\*\*For NONCOVERED tax lots, values for "Date acquired," "Cost or other basis" and "Adjustments & Code(s), if any" are provided for your reference and are NOT reported to the IRS. For all tax lots, values for "Gain or loss(-)" and "Additional information" are provided for your reference and are NOT reported to the IRS.

UBS FINANCIAL SERVICES INC.

Account UZ 00127

**Proceeds from Broker and Barter Exchange Transactions**

2014 1099-B\*

(continued)

OMB No. 1545-0715

**LONG-TERM TRANSACTIONS***5- NONCOVERED tax lots 3- Basis NOT reported to the IRS\*\**

Report on Form 8949, Part II, with Box E checked

**1a- Description of property/CUSIP/Symbol**

1c- Date sold or disposed	Quantity	1d- Proceeds & 6- Reported (G)ross (N)et	Date acquired	Cost or other basis	Adjustments & Code(s), if any	Gain or loss(-) & 7- Loss not allowed(X)	Additional information
VERIZON COMMUNICATIONS INC RATE 3.50 % MATURES 11/01/2021 / CUSIP: 92343VBC7 / Symbol (cont'd)	1,000.000	1,024.58	11/18/11	1,003.52	0.00	21.06	Sale
12/03/14	4,000.000	4,098.32	VARIOUS	4,048.07	0.00	50.25	Original basis: \$1,004.83 Total of 2 lots
<b>Totals:</b>		<b>515,521.73</b>		<b>507,917.93</b>	<b>0.00</b>	<b>7,603.80</b>	

**UNDETERMINED-TERM TRANSACTIONS***5- NONCOVERED tax lots 3- Basis NOT reported to the IRS\*\**

Consult your investment records for the cost basis and/or the date of acquisition to determine whether the transactions in this section are long-term or short-term

Report on Form 8949 Use either Part I with Box B checked or Part II with Box E checked

**1a- Description of property/CUSIP/Symbol**

1c- Date sold or disposed	Quantity	1d- Proceeds & 6- Reported (G)ross (N)et	Date acquired	Cost or other basis	Adjustments & Code(s), if any	Gain or loss(-) & 7- Loss not allowed(X)	Additional information
FHLMC PL Q11220 03.5000 DUE 09/01/42 FACTOR 0.790498700000 / CUSIP: 3132HMK91 / Symbol:							
02/15/14	0.000	5.34	N/A	0.00	0.00	0.00	Principal payment
03/15/14	0.000	4.71	N/A	0.00	0.00	0.00	Principal payment
04/15/14	0.000	2.76	N/A	0.00	0.00	0.00	Principal payment
05/15/14	0.000	4.26	N/A	0.00	0.00	0.00	Principal payment
06/15/14	0.000	4.15	N/A	0.00	0.00	0.00	Principal payment
07/15/14	0.000	6.22	N/A	0.00	0.00	0.00	Principal payment
08/15/14	0.000	5.81	N/A	0.00	0.00	0.00	Principal payment
09/15/14	0.000	5.55	N/A	0.00	0.00	0.00	Principal payment
10/15/14	0.000	3.09	N/A	0.00	0.00	0.00	Principal payment
11/15/14	0.000	10.57	N/A	0.00	0.00	0.00	Principal payment
12/15/14	0.000	7.37	N/A	0.00	0.00	0.00	Principal payment
01/15/15	0.000	8.66	N/A	0.00	0.00	0.00	Principal payment
Security total:		68.49		0.00	0.00	0.00	
FNMA PL AJ0785 04.0000 DUE 09/01/41 FACTOR 0.342806150000 / CUSIP: 3138AR2T0 / Symbol:							
02/25/14	0.000	65.04	N/A	0.00	0.00	0.00	Principal payment
03/25/14	0.000	69.81	N/A	0.00	0.00	0.00	Principal payment
04/25/14	0.000	36.70	N/A	0.00	0.00	0.00	Principal payment
05/25/14	0.000	20.56	N/A	0.00	0.00	0.00	Principal payment
06/25/14	0.000	171.94	N/A	0.00	0.00	0.00	Principal payment
07/25/14	0.000	138.11	N/A	0.00	0.00	0.00	Principal payment
08/25/14	0.000	126.49	N/A	0.00	0.00	0.00	Principal payment

\* This is important tax information and is being furnished to the Internal Revenue Service. If you are required to file a return, a negligence penalty or other sanction may be imposed on you if this income is taxable and the IRS determines that it has not been reported. Remember, taxpayers are ultimately responsible for the accuracy of their tax return(s).

\*\*For NONCOVERED tax lots, values for "Date acquired," "Cost or other basis" and "Adjustments & Code(s), if any" are provided for your reference and are NOT reported to the IRS. For all tax lots, values for "Gain or loss(-)" and "Additional information" are provided for your reference and are NOT reported to the IRS.

UBS FINANCIAL SERVICES INC.

Account UZ 00127

**Proceeds from Broker and Barter Exchange Transactions****2014 1099-B\*****(continued)**

OMB No. 1545-0715

**UNDETERMINED-TERM TRANSACTIONS****5- NONCOVERED tax lots 3- Basis NOT reported to the IRS\*\***

Consult your investment records for the cost basis and/or the date of acquisition to determine whether the transactions in this section are long-term or short-term

Report on Form 8949 Use either Part I with Box B checked or Part II with Box E checked.

**1a- Description of property/CUSIP/Symbol**

1c- Date sold or disposed	Quantity	6- Reported (G)ross (N)et	1d- Proceeds & Date acquired	Cost or other basis	Adjustments & Code(s), if any	7- Gain or loss(-) & Loss not allowed(X)	Additional information
FNMA PL AJ0785 04 0000 DUE 09/01/41 FACTOR 0.342806150000 / CUSIP 3138AR2T0 / Symbol: (cont'd)							
09/25/14	0 000	136.52	N/A	0 00	0.00	0 00	Principal payment
10/25/14	0.000	182.38	N/A	0 00	0.00	0 00	Principal payment
11/25/14	0 000	193.35	N/A	0 00	0.00	0.00	Principal payment
12/25/14	0 000	283.68	N/A	0.00	0 00	0.00	Principal payment
01/25/15	0.000	136 05	N/A	0 00	...	0.00	Principal payment
Security total:		1,560.63		0.00	0 00	0.00	
FNMA PL AJ7689 04.0000 DUE 12/01/41 FACTOR 0.488447630000 / CUSIP 3138E0RK7 / Symbol:							
02/25/14	0 000	99.02	N/A	0.00	0 00	0 00	Principal payment
03/25/14	0 000	88 77	N/A	0.00	0 00	0 00	Principal payment
04/25/14	0 000	132.45	N/A	0.00	0.00	0 00	Principal payment
05/25/14	0 000	156.00	N/A	0 00	0.00	0 00	Principal payment
06/25/14	0 000	171.69	N/A	0 00	0.00	0.00	Principal payment
07/25/14	0 000	159.15	N/A	0 00	0 00	0.00	Principal payment
08/25/14	0 000	178.16	N/A	0 00	0 00	0.00	Principal payment
09/25/14	0 000	146.41	N/A	0 00	0 00	0 00	Principal payment
10/25/14	0 000	145.76	N/A	0.00	0 00	0 00	Principal payment
11/25/14	0 000	182.31	N/A	0 00	0 00	0 00	Principal payment
12/25/14	0 000	140.98	N/A	0.00	0 00	0 00	Principal payment
01/25/15	0 000	205.12	N/A	0.00	..	0 00	Principal payment
Security total:		1,805.82		0.00	0.00	0.00	
FNMA PL MA0583 04.0000 DUE 12/01/40 FACTOR 0.345988390000 / CUSIP 31417YUH8 / Symbol							
02/25/14	0 000	6.48	N/A	0 00	0 00	0.00	Principal payment
03/25/14	0 000	3.24	N/A	0 00	0 00	0 00	Principal payment
04/25/14	0 000	7.75	N/A	0 00	0 00	0 00	Principal payment
05/25/14	0.000	6.52	N/A	0 00	0.00	0 00	Principal payment
06/25/14	0.000	8.35	N/A	0 00	0 00	0 00	Principal payment
07/25/14	0.000	8 56	N/A	0 00	0.00	0.00	Principal payment
08/25/14	0 000	12.23	N/A	0.00	0.00	0 00	Principal payment
09/25/14	0.000	12.49	N/A	0.00	0.00	0.00	Principal payment
10/25/14	0.000	9.21	N/A	0.00	0 00	0 00	Principal payment
11/25/14	0.000	7.41	N/A	0.00	0 00	0 00	Principal payment
12/25/14	0.000	12 30	N/A	0 00	0 00	0 00	Principal payment
01/25/15	0 000	8 15	N/A	0 00	...	0.00	Principal payment
Security total:		102.69		0.00	0.00	0.00	

\* This is important tax information and is being furnished to the Internal Revenue Service. If you are required to file a return, a negligence penalty or other sanction may be imposed on you if this income is taxable and the IRS determines that it has not been reported. Remember, taxpayers are ultimately responsible for the accuracy of their tax return(s).

\*\*For NONCOVERED tax lots, values for "Date acquired," "Cost or other basis" and "Adjustments & Code(s), if any" are provided for your reference and are NOT reported to the IRS. For all tax lots, values for "Gain or loss(-)" and "Additional information" are provided for your reference and are NOT reported to the IRS

UBS FINANCIAL SERVICES INC.

Account UZ 00127

**Proceeds from Broker and Barter Exchange Transactions**

2014 1099-B\*

(continued)

OMB No 1545-0715

**UNDETERMINED-TERM TRANSACTIONS****5- NONCOVERED tax lots 3- Basis NOT reported to the IRS\*\***

Consult your investment records for the cost basis and/or the date of acquisition to determine whether the transactions in this section are long-term or short-term.

Report on Form 8949 Use either Part I with Box B checked or Part II with Box E checked.

**1a- Description of property/CUSIP/Symbol**

1c- Date sold or disposed	Quantity	6- Reported (G)ross (N)et	1d- Proceeds & Date acquired	Cost or other basis	Adjustments & Code(s), if any	Gain or loss(-) & 7- Loss not allowed(X)	Additional information
FNMA PL AE0828 03.5000 DUE 02/01/41 FACTOR 0.535658310000 / CUSIP: 31419A4N4 / Symbol							
02/25/14	0.000	72.46	N/A	0 00	0 00	0 00	Principal payment
03/25/14	0.000	76.74	N/A	0 00	0.00	0 00	Principal payment
04/25/14	0.000	87.83	N/A	0.00	0 00	0 00	Principal payment
05/25/14	0.000	96.42	N/A	0.00	0 00	0.00	Principal payment
06/25/14	0 000	108.64	N/A	0.00	0 00	0.00	Principal payment
07/25/14	0 000	130.25	N/A	0.00	0 00	0.00	Principal payment
08/25/14	0 000	126.27	N/A	0 00	0 00	0 00	Principal payment
09/25/14	0.000	128.99	N/A	0 00	0.00	0 00	Principal payment
10/25/14	0 000	108.25	N/A	0 00	0.00	0 00	Principal payment
11/25/14	0 000	118.38	N/A	0 00	0.00	0.00	Principal payment
12/25/14	0 000	98.95	N/A	0.00	0 00	0.00	Principal payment
01/25/15	0.000	109.59	N/A	0 00	0 00	0 00	Principal payment
Security total:		1,262.77		0.00	0 00	0 00	
<b>Totals:</b>		<b>4,800.40</b>		<b>0.00</b>	<b>0.00</b>	<b>0.00</b>	

Basis is  
4,800.40

\* This is important tax information and is being furnished to the Internal Revenue Service. If you are required to file a return, a negligence penalty or other sanction may be imposed on you if this income is taxable and the IRS determines that it has not been reported. Remember, taxpayers are ultimately responsible for the accuracy of their tax return(s).

\*\*For NONCOVERED tax lots, values for "Date acquired," "Cost or other basis" and "Adjustments & Code(s), if any" are provided for your reference and are NOT reported to the IRS. For all tax lots, values for "Gain or loss(-)" and "Additional information" are provided for your reference and are NOT reported to the IRS.