



See a Social Security Number? Say Something!
Report Privacy Problems to <https://public.resource.org/privacy>
Or call the IRS Identity Theft Hotline at 1-800-908-4490



Form **990-PF**

Department of the Treasury
Internal Revenue Service

Return of Private Foundation

or Section 4947(a)(1) Trust Treated as Private Foundation

▶ Do not enter social security numbers on this form as it may be made public.

▶ Information about Form 990-PF and its instructions is at www.irs.gov/form990pf.

OMB No 1545-0052

2014

Open to Public Inspection

For calendar year 2014, or tax year beginning 01-01-2014, and ending 12-31-2014

Name of foundation MONROE-SCHULER FOUNDATION		A Employer identification number 20-5968471	
% MICHAEL SCHULER		B Telephone number (see instructions) (775) 852-3427	
Number and street (or P O box number if mail is not delivered to street address) 2215 Rhodes Road Suite		C If exemption application is pending, check here <input type="checkbox"/>	
Room/suite			
City or town, state or province, country, and ZIP or foreign postal code RENO, NV 89521		D 1. Foreign organizations, check here <input type="checkbox"/>	
G Check all that apply <input type="checkbox"/> Initial return <input type="checkbox"/> Initial return of a former public charity <input type="checkbox"/> Final return <input type="checkbox"/> Amended return <input type="checkbox"/> Address change <input type="checkbox"/> Name change		2. Foreign organizations meeting the 85% test, check here and attach computation <input type="checkbox"/>	
		E If private foundation status was terminated under section 507(b)(1)(A), check here <input type="checkbox"/>	
H Check type of organization <input checked="" type="checkbox"/> Section 501(c)(3) exempt private foundation <input type="checkbox"/> Section 4947(a)(1) nonexempt charitable trust <input type="checkbox"/> Other taxable private foundation		F If the foundation is in a 60-month termination under section 507(b)(1)(B), check here <input type="checkbox"/>	
I Fair market value of all assets at end of year (from Part II, col. (c), line 16)▶\$ 3,647,583		J Accounting method <input checked="" type="checkbox"/> Cash <input type="checkbox"/> Accrual <input type="checkbox"/> Other (specify) _____ (Part I, column (d) must be on cash basis.)	

Part I Analysis of Revenue and Expenses <small>(The total of amounts in columns (b), (c), and (d) may not necessarily equal the amounts in column (a) (see instructions))</small>		(a) Revenue and expenses per books	(b) Net investment income	(c) Adjusted net income	(d) Disbursements for charitable purposes (cash basis only)
Revenue	1 Contributions, gifts, grants, etc , received (attach schedule)	0			
	2 Check <input checked="" type="checkbox"/> if the foundation is not required to attach Sch B				
	3 Interest on savings and temporary cash investments	12	12		
	4 Dividends and interest from securities.	60,354	58,019		
	5a Gross rents				
	b Net rental income or (loss) _____				
	6a Net gain or (loss) from sale of assets not on line 10	190,859			
	b Gross sales price for all assets on line 6a 1,024,882				
	7 Capital gain net income (from Part IV, line 2) . . .		190,859		
	8 Net short-term capital gain				
	9 Income modifications				
	10a Gross sales less returns and allowances				
	b Less Cost of goods sold				
	c Gross profit or (loss) (attach schedule)				
	11 Other income (attach schedule)	 136	136		
	12 Total. Add lines 1 through 11	251,361	249,026		
Operating and Administrative Expenses	13 Compensation of officers, directors, trustees, etc	36,000	18,000		18,000
	14 Other employee salaries and wages				
	15 Pension plans, employee benefits				
	16a Legal fees (attach schedule)	 650	325	0	325
	b Accounting fees (attach schedule)	 13,939	6,970	0	6,969
	c Other professional fees (attach schedule)	 24,134	23,971		163
	17 Interest				
	18 Taxes (attach schedule) (see instructions)	 6,890	1,510		1,380
	19 Depreciation (attach schedule) and depletion . . .				
	20 Occupancy				
	21 Travel, conferences, and meetings				
	22 Printing and publications				
	23 Other expenses (attach schedule)	 28,424	14,213		14,211
	24 Total operating and administrative expenses. Add lines 13 through 23	110,037	64,989	0	41,048
	25 Contributions, gifts, grants paid	132,325			132,325
	26 Total expenses and disbursements. Add lines 24 and 25	242,362	64,989	0	173,373
	27 Subtract line 26 from line 12				
	a Excess of revenue over expenses and disbursements	8,999			
	b Net investment income (if negative, enter -0-)		184,037		
	c Adjusted net income (if negative, enter -0-)				

Part II Balance Sheets		Attached schedules and amounts in the description column should be for end-of-year amounts only (See instructions)	Beginning of year	End of year	
			(a) Book Value	(b) Book Value	(c) Fair Market Value
Assets	1	Cash—non-interest-bearing	361,203	246,695	246,695
	2	Savings and temporary cash investments			
	3	Accounts receivable ▶ _____ Less allowance for doubtful accounts ▶ _____			
	4	Pledges receivable ▶ _____ Less allowance for doubtful accounts ▶ _____			
	5	Grants receivable			
	6	Receivables due from officers, directors, trustees, and other disqualified persons (attach schedule) (see instructions)			
	7	Other notes and loans receivable (attach schedule) ▶ _____ Less allowance for doubtful accounts ▶ _____			
	8	Inventories for sale or use			
	9	Prepaid expenses and deferred charges			
	10a	Investments—U S and state government obligations (attach schedule)			
	b	Investments—corporate stock (attach schedule)	3,068,166	3,191,667	3,400,888
	c	Investments—corporate bonds (attach schedule).			
	11	Investments—land, buildings, and equipment basis ▶ _____ Less accumulated depreciation (attach schedule) ▶ _____			
	12	Investments—mortgage loans			
	13	Investments—other (attach schedule)			
	14	Land, buildings, and equipment basis ▶ _____ Less accumulated depreciation (attach schedule) ▶ _____			
15	Other assets (describe ▶ _____)				
16	Total assets (to be completed by all filers—see the instructions Also, see page 1, item I)	3,429,369	3,438,362	3,647,583	
Liabilities	17	Accounts payable and accrued expenses			
	18	Grants payable			
	19	Deferred revenue			
	20	Loans from officers, directors, trustees, and other disqualified persons			
	21	Mortgages and other notes payable (attach schedule)			
	22	Other liabilities (describe ▶ _____)	885	879	
	23	Total liabilities (add lines 17 through 22)	885	879	
Net Assets or Fund Balances	Foundations that follow SFAS 117, check here ▶ <input type="checkbox"/> and complete lines 24 through 26 and lines 30 and 31.				
	24	Unrestricted			
	25	Temporarily restricted			
	26	Permanently restricted			
	Foundations that do not follow SFAS 117, check here ▶ <input checked="" type="checkbox"/> and complete lines 27 through 31.				
	27	Capital stock, trust principal, or current funds			
	28	Paid-in or capital surplus, or land, bldg , and equipment fund			
	29	Retained earnings, accumulated income, endowment, or other funds	3,428,484	3,437,483	
	30	Total net assets or fund balances (see instructions)	3,428,484	3,437,483	
	31	Total liabilities and net assets/fund balances (see instructions) . . .	3,429,369	3,438,362	

Part III Analysis of Changes in Net Assets or Fund Balances

1	Total net assets or fund balances at beginning of year—Part II, column (a), line 30 (must agree with end-of-year figure reported on prior year’s return)	1	3,428,484
2	Enter amount from Part I, line 27a	2	8,999
3	Other increases not included in line 2 (itemize) ▶ _____	3	
4	Add lines 1, 2, and 3	4	3,437,483
5	Decreases not included in line 2 (itemize) ▶ _____	5	
6	Total net assets or fund balances at end of year (line 4 minus line 5)—Part II, column (b), line 30	6	3,437,483

Part IV

Capital Gains and Losses for Tax on Investment Income

(a) List and describe the kind(s) of property sold (e g , real estate, 2-story brick warehouse, or common stock, 200 shs MLC Co)		(b) How acquired P—Purchase D—Donation	(c) Date acquired (mo , day, yr)	(d) Date sold (mo , day, yr)
1a	See Additional Data Table			
b				
c				
d				
e				

(e) Gross sales price	(f) Depreciation allowed (or allowable)	(g) Cost or other basis plus expense of sale	(h) Gain or (loss) (e) plus (f) minus (g)
a	See Additional Data Table		
b			
c			
d			
e			

Complete only for assets showing gain in column (h) and owned by the foundation on 12/31/69			(I) Gains (Col (h) gain minus col (k), but not less than -0-) or Losses (from col (h))
(i) F M V as of 12/31/69	(j) Adjusted basis as of 12/31/69	(k) Excess of col (i) over col (j), if any	
a	See Additional Data Table		
b			
c			
d			
e			

2	Capital gain net income or (net capital loss)	{ If gain, also enter in Part I, line 7 If (loss), enter -0- in Part I, line 7 }	2	190,859
3	Net short-term capital gain or (loss) as defined in sections 1222(5) and (6) If gain, also enter in Part I, line 8, column (c) (see instructions) If (loss), enter -0- in Part I, line 8	}	3	

Part V

Qualification Under Section 4940(e) for Reduced Tax on Net Investment Income

(For optional use by domestic private foundations subject to the section 4940(a) tax on net investment income)

If section 4940(d)(2) applies, leave this part blank

Was the foundation liable for the section 4942 tax on the distributable amount of any year in the base period? ☐ Yes ☒ No

If "Yes," the foundation does not qualify under section 4940(e) Do not complete this part

1 Enter the appropriate amount in each column for each year, see instructions before making any entries

(a) Base period years Calendar year (or tax year beginning in)	(b) Adjusted qualifying distributions	(c) Net value of noncharitable-use assets	(d) Distribution ratio (col (b) divided by col (c))
2013	157,321	3,480,504	0 045201
2012	177,753	3,161,128	0 056231
2011	160,657	3,358,489	0 047836
2010	150,712	3,314,304	0 045473
2009	181,747	2,977,434	0 061041

2	Total of line 1, column (d).	2	0 255782
3	Average distribution ratio for the 5-year base period—divide the total on line 2 by 5, or by the number of years the foundation has been in existence if less than 5 years	3	0 051156
4	Enter the net value of noncharitable-use assets for 2014 from Part X, line 5.	4	3,599,809
5	Multiply line 4 by line 3.	5	184,152
6	Enter 1% of net investment income (1% of Part I, line 27b).	6	1,840
7	Add lines 5 and 6.	7	185,992
8	Enter qualifying distributions from Part XII, line 4.	8	173,373

If line 8 is equal to or greater than line 7, check the box in Part VI, line 1b, and complete that part using a 1% tax rate See
the Part VI instructions

Part VIExcise Tax Based on Investment Income (Section 4940(a), 4940(b), 4940(e), or 4948—see page 18 of the instructions)

1a

Exempt operating foundations described in section 4940(d)(2), check here ☐ and enter "N/A" on line 1

Date of ruling or determination letter

(attach copy of letter if necessary—see instructions)

1

3,681

2

Tax under section 511 (domestic section 4947(a)(1) trusts and taxable foundations only Others enter -0-)

3

3,681

4

Subtitle A (income) tax (domestic section 4947(a)(1) trusts and taxable foundations only Others enter -0-)

5

3,681

6

Credits/Payments

6a

2014 estimated tax payments and 2013 overpayment credited to 2014

861

6b

Exempt foreign organizations—tax withheld at source

6c

Tax paid with application for extension of time to file (Form 8868)

7,500

6d

Backup withholding erroneously withheld

7

Total credits and payments Add lines 6a through 6d

8,361

8

Enter any penalty for underpayment of estimated tax Check here ☐ if Form 2220 is attached

46

9

Tax due. If the total of lines 5 and 8 is more than line 7, enter amount owed

10

Overpayment. If line 7 is more than the total of lines 5 and 8, enter the amount overpaid

4,634

11

Enter the amount of line 10 to be Credited to 2015 estimated tax 4,634 Refunded

Part VII-AStatements Regarding Activities

1a

During the tax year, did the foundation attempt to influence any national, state, or local legislation or did it participate or intervene in any political campaign?

1a

No

1b

Did it spend more than \$100 during the year (either directly or indirectly) for political purposes (see Instructions for definition)?

1b

No

1c

Did the foundation file Form 1120-POL for this year?

1c

No

2

Has the foundation engaged in any activities that have not previously been reported to the IRS?

2

No

3

Has the foundation made any changes, not previously reported to the IRS, in its governing instrument, articles of incorporation, or bylaws, or other similar instruments?

3

No

4a

Did the foundation have unrelated business gross income of \$1,000 or more during the year?

4a

No

4b

If "Yes," has it filed a tax return on Form 990-T for this year?

4b

5

Was there a liquidation, termination, dissolution, or substantial contraction during the year?

5

No

6

Are the requirements of section 508(e) (relating to sections 4941 through 4945) satisfied either

6

Yes

7

Did the foundation have at least \$5,000 in assets at any time during the year?

7

Yes

8a

Enter the states to which the foundation reports or with which it is registered (see instructions)

8a

8b

If the answer is "Yes" to line 7, has the foundation furnished a copy of Form 990-PF to the Attorney General (or designate) of each state as required by General Instruction G?

8b

Yes

9

Is the foundation claiming status as a private operating foundation within the meaning of section 4942(j)(3) or 4942(j)(5) for calendar year 2014 or the taxable year beginning in 2014 (see instructions for Part XIV)?

9

No

10

Did any persons become substantial contributors during the tax year?

10

No

Form 990-PF (2014)

Part VII-A

Statements Regarding Activities *(continued)*

11	At any time during the year, did the foundation, directly or indirectly, own a controlled entity within the meaning of section 512(b)(13)? If "Yes," attach schedule (see instructions).	11		No
12	Did the foundation make a distribution to a donor advised fund over which the foundation or a disqualified person had advisory privileges? If "Yes," attach statement (see instructions)	12		No
13	Did the foundation comply with the public inspection requirements for its annual returns and exemption application?	13	Yes	
Website address				
14	The books are in care of MICHAEL SCHULER Telephone no (775) 852-3427 Located at 2215 RHODES ROAD RENO NV ZIP+4 89521			
15	Section 4947(a)(1) nonexempt charitable trusts filing Form 990-PF in lieu of Form 1041 —Check here and enter the amount of tax-exempt interest received or accrued during the year.	15		
16	At any time during calendar year 2014, did the foundation have an interest in or a signature or other authority over a bank, securities, or other financial account in a foreign country?	16	Yes	No
See instructions for exceptions and filing requirements for FinCEN Form 114, Report of Foreign Bank and Financial Accounts (FBAR) If "Yes", enter the name of the foreign country				

Part VII-B

Statements Regarding Activities for Which Form 4720 May Be Required

File Form 4720 if any item is checked in the "Yes" column, unless an exception applies.			Yes	No
1a	During the year did the foundation (either directly or indirectly) (1) Engage in the sale or exchange, or leasing of property with a disqualified person? <input type="checkbox"/> Yes <input checked="" type="checkbox"/> No (2) Borrow money from, lend money to, or otherwise extend credit to (or accept it from) a disqualified person? <input type="checkbox"/> Yes <input checked="" type="checkbox"/> No (3) Furnish goods, services, or facilities to (or accept them from) a disqualified person? <input type="checkbox"/> Yes <input checked="" type="checkbox"/> No (4) Pay compensation to, or pay or reimburse the expenses of, a disqualified person? <input checked="" type="checkbox"/> Yes <input type="checkbox"/> No (5) Transfer any income or assets to a disqualified person (or make any of either available for the benefit or use of a disqualified person)? <input type="checkbox"/> Yes <input checked="" type="checkbox"/> No (6) Agree to pay money or property to a government official? (Exception. Check "No" if the foundation agreed to make a grant to or to employ the official for a period after termination of government service, if terminating within 90 days). <input type="checkbox"/> Yes <input checked="" type="checkbox"/> No			
b	If any answer is "Yes" to 1a(1)–(6), did any of the acts fail to qualify under the exceptions described in Regulations section 53.4941(d)-3 or in a current notice regarding disaster assistance (see instructions)? Organizations relying on a current notice regarding disaster assistance check here.	1b		No
c	Did the foundation engage in a prior year in any of the acts described in 1a, other than excepted acts, that were not corrected before the first day of the tax year beginning in 2014?	1c		No
2	Taxes on failure to distribute income (section 4942) (does not apply for years the foundation was a private operating foundation defined in section 4942(j)(3) or 4942(j)(5))			
a	At the end of tax year 2014, did the foundation have any undistributed income (lines 6d and 6e, Part XIII) for tax year(s) beginning before 2014? If "Yes," list the years 20 , 20 , 20 , 20 <input type="checkbox"/> Yes <input checked="" type="checkbox"/> No			
b	Are there any years listed in 2a for which the foundation is not applying the provisions of section 4942(a)(2) (relating to incorrect valuation of assets) to the year's undistributed income? (If applying section 4942(a)(2) to all years listed, answer "No" and attach statement—see instructions).	2b		No
c	If the provisions of section 4942(a)(2) are being applied to any of the years listed in 2a, list the years here 20 , 20 , 20 , 20			
3a	Did the foundation hold more than a 2% direct or indirect interest in any business enterprise at any time during the year? <input type="checkbox"/> Yes <input checked="" type="checkbox"/> No			
b	If "Yes," did it have excess business holdings in 2014 as a result of (1) any purchase by the foundation or disqualified persons after May 26, 1969, (2) the lapse of the 5-year period (or longer period approved by the Commissioner under section 4943(c)(7)) to dispose of holdings acquired by gift or bequest, or (3) the lapse of the 10-, 15-, or 20-year first phase holding period? (Use Schedule C, Form 4720, to determine if the foundation had excess business holdings in 2014.).	3b		
4a	Did the foundation invest during the year any amount in a manner that would jeopardize its charitable purposes?	4a		No
b	Did the foundation make any investment in a prior year (but after December 31, 1969) that could jeopardize its charitable purpose that had not been removed from jeopardy before the first day of the tax year beginning in 2014?	4b		No

Part VII-B

Statements Regarding Activities for Which Form 4720 May Be Required (continued)

5a	During the year did the foundation pay or incur any amount to			
	(1) Carry on propaganda, or otherwise attempt to influence legislation (section 4945(e))?	<input type="checkbox"/> Yes <input checked="" type="checkbox"/> No		
	(2) Influence the outcome of any specific public election (see section 4955), or to carry on, directly or indirectly, any voter registration drive?	<input type="checkbox"/> Yes <input checked="" type="checkbox"/> No		
	(3) Provide a grant to an individual for travel, study, or other similar purposes?	<input type="checkbox"/> Yes <input checked="" type="checkbox"/> No		
	(4) Provide a grant to an organization other than a charitable, etc , organization described in section 4945(d)(4)(A)? (see instructions).	<input type="checkbox"/> Yes <input checked="" type="checkbox"/> No		
	(5) Provide for any purpose other than religious, charitable, scientific, literary, or educational purposes, or for the prevention of cruelty to children or animals?	<input type="checkbox"/> Yes <input checked="" type="checkbox"/> No		
b	If any answer is "Yes" to 5a(1)–(5), did any of the transactions fail to qualify under the exceptions described in Regulations section 53.4945 or in a current notice regarding disaster assistance (see instructions)?	5b		
	Organizations relying on a current notice regarding disaster assistance check here.	<input checked="" type="checkbox"/>		
c	If the answer is "Yes" to question 5a(4), does the foundation claim exemption from the tax because it maintained expenditure responsibility for the grant?	<input type="checkbox"/> Yes <input type="checkbox"/> No		
	If "Yes," attach the statement required by Regulations section 53.4945–5(d).			
6a	Did the foundation, during the year, receive any funds, directly or indirectly, to pay premiums on a personal benefit contract?	<input type="checkbox"/> Yes <input checked="" type="checkbox"/> No		
b	Did the foundation, during the year, pay premiums, directly or indirectly, on a personal benefit contract?	6b		No
	If "Yes" to 6b, file Form 8870.			
7a	At any time during the tax year, was the foundation a party to a prohibited tax shelter transaction?	<input type="checkbox"/> Yes <input checked="" type="checkbox"/> No		
b	If yes, did the foundation receive any proceeds or have any net income attributable to the transaction?	7b		

Part VIII

Information About Officers, Directors, Trustees, Foundation Managers, Highly Paid Employees, and Contractors

1 List all officers, directors, trustees, foundation managers and their compensation (see instructions).				
(a) Name and address	(b) Title, and average hours per week devoted to position	(c) Compensation (If not paid, enter -0-)	(d) Contributions to employee benefit plans and deferred compensation	(e) Expense account, other allowances
JANIS R MONROE	TRUSTEE	0	0	0
2800 RHODES ROAD Reno, NV 89521	0			
CHARLES P MONROE	TRUSTEE	0	0	0
2800 RHODES ROAD RENO, NV 89521	0			
ELIZABETH MONROE SCHULER	TRUSTEE	24,000	13,182	0
2215 Rhodes Road RENO, NV 89521	0			
MICHAEL E SCHULER	TRUSTEE	12,000	13,182	0
2215 Rhodes Road RENO, NV 89521	0			
2 Compensation of five highest-paid employees (other than those included on line 1—see instructions). If none, enter "NONE."				
(a) Name and address of each employee paid more than \$50,000	(b) Title, and average hours per week devoted to position	(c) Compensation	(d) Contributions to employee benefit plans and deferred compensation	(e) Expense account, other allowances
Total number of other employees paid over \$50,000.				

Part VIII

Information About Officers, Directors, Trustees, Foundation Managers, Highly Paid Employees, and Contractors (continued)

3 Five highest-paid independent contractors for professional services (see instructions). If none, enter "NONE".

(a) Name and address of each person paid more than \$50,000	(b) Type of service	(c) Compensation
Total number of others receiving over \$50,000 for professional services.		

Part IX-A

Summary of Direct Charitable Activities

List the foundation's four largest direct charitable activities during the tax year. Include relevant statistical information such as the number of organizations and other beneficiaries served, conferences convened, research papers produced, etc.	Expenses
1 N/A	
2	
3	
4	

Part IX-B

Summary of Program-Related Investments (see instructions)

Describe the two largest program-related investments made by the foundation during the tax year on lines 1 and 2	Amount
1 NONE	
2	
All other program-related investments. See instructions.	
3	
Total. Add lines 1 through 3.	

Part X

Minimum Investment Return (All domestic foundations must complete this part. Foreign foundations, see instructions.)

1	Fair market value of assets not used (or held for use) directly in carrying out charitable, etc , purposes		
a	Average monthly fair market value of securities.	1a	3,154,767
b	Average of monthly cash balances.	1b	499,861
c	Fair market value of all other assets (see instructions).	1c	0
d	Total (add lines 1a, b, and c).	1d	3,654,628
e	Reduction claimed for blockage or other factors reported on lines 1a and 1c (attach detailed explanation).	1e	
2	Acquisition indebtedness applicable to line 1 assets.	2	0
3	Subtract line 2 from line 1d.	3	3,654,628
4	Cash deemed held for charitable activities Enter 1 1/2% of line 3 (for greater amount, see instructions).	4	54,819
5	Net value of noncharitable-use assets. Subtract line 4 from line 3 Enter here and on Part V, line 4	5	3,599,809
6	Minimum investment return. Enter 5% of line 5.	6	179,990

Part XI

Distributable Amount (see instructions) (Section 4942(j)(3) and (j)(5) private operating foundations and certain foreign organizations check here ☐ and do not complete this part.)

1	Minimum investment return from Part X, line 6.	1	179,990
2a	Tax on investment income for 2014 from Part VI, line 5.	2a	3,681
b	Income tax for 2014 (This does not include the tax from Part VI).	2b	
c	Add lines 2a and 2b.	2c	3,681
3	Distributable amount before adjustments Subtract line 2c from line 1.	3	176,309
4	Recoveries of amounts treated as qualifying distributions.	4	
5	Add lines 3 and 4.	5	176,309
6	Deduction from distributable amount (see instructions).	6	
7	Distributable amount as adjusted Subtract line 6 from line 5 Enter here and on Part XIII, line 1.	7	176,309

Part XII

Qualifying Distributions (see instructions)

1	Amounts paid (including administrative expenses) to accomplish charitable, etc , purposes		
a	Expenses, contributions, gifts, etc —total from Part I, column (d), line 26.	1a	173,373
b	Program-related investments—total from Part IX-B.	1b	0
2	Amounts paid to acquire assets used (or held for use) directly in carrying out charitable, etc , purposes.	2	0
3	Amounts set aside for specific charitable projects that satisfy the		
a	Suitability test (prior IRS approval required).	3a	0
b	Cash distribution test (attach the required schedule).	3b	0
4	Qualifying distributions. Add lines 1a through 3b Enter here and on Part V, line 8, and Part XIII, line 4	4	173,373
5	Foundations that qualify under section 4940(e) for the reduced rate of tax on net investment income Enter 1% of Part I, line 27b (see instructions).	5	
6	Adjusted qualifying distributions. Subtract line 5 from line 4.	6	173,373

Note: The amount on line 6 will be used in Part V, column (b), in subsequent years when calculating whether the foundation qualifies for the section 4940(e) reduction of tax in those years

Part XIII

Undistributed Income (see instructions)

	(a) Corpus	(b) Years prior to 2013	(c) 2013	(d) 2014
1 Distributable amount for 2014 from Part XI, line 7				176,309
2 Undistributed income, if any, as of the end of 2014				
a Enter amount for 2013 only.			127,328	
b Total for prior years 2012 , 2011 , 2010				
3 Excess distributions carryover, if any, to 2014				
a From 2009.				
b From 2010.				
c From 2011.				
d From 2012.				
e From 2013.				0
f Total of lines 3a through e.	0			
4 Qualifying distributions for 2014 from Part XII, line 4 ▶ \$ 173,373				
a Applied to 2013, but not more than line 2a			127,328	
b Applied to undistributed income of prior years (Election required—see instructions).				
c Treated as distributions out of corpus (Election required—see instructions).				
d Applied to 2014 distributable amount.				46,045
e Remaining amount distributed out of corpus	0			
5 Excess distributions carryover applied to 2014 (If an amount appears in column (d), the same amount must be shown in column (a).)	0			0
6 Enter the net total of each column as indicated below:	0			
a Corpus Add lines 3f, 4c, and 4e Subtract line 5				
b Prior years' undistributed income Subtract line 4b from line 2b.				
c Enter the amount of prior years' undistributed income for which a notice of deficiency has been issued, or on which the section 4942(a) tax has been previously assessed.				
d Subtract line 6c from line 6b Taxable amount—see instructions				
e Undistributed income for 2013 Subtract line 4a from line 2a Taxable amount—see instructions				
f Undistributed income for 2014 Subtract lines 4d and 5 from line 1 This amount must be distributed in 2015				130,264
7 Amounts treated as distributions out of corpus to satisfy requirements imposed by section 170(b)(1)(F) or 4942(g)(3) (Election may be required - see instructions)				
8 Excess distributions carryover from 2009 not applied on line 5 or line 7 (see instructions) . . .				
9 Excess distributions carryover to 2015. Subtract lines 7 and 8 from line 6a	0			
10 Analysis of line 9				
a Excess from 2010. . . .				
b Excess from 2011. . . .				
c Excess from 2012. . . .				
d Excess from 2013. . . .				
e Excess from 2014. . . .	0			

Part XIVPrivate Operating Foundations (see instructions and Part VII-A, question 9)

1a

If the foundation has received a ruling or determination letter that it is a private operating foundation, and the ruling is effective for 2014, enter the date of the ruling.

b

Check box to indicate whether the organization is a private operating foundation described in section 4942(j)(3) or 4942(j)(5)

☐ 4942(j)(3) or ☐ 4942(j)(5)

2a

Enter the lesser of the adjusted net income from Part I or the minimum investment return from Part X for each year listed

Tax year	Prior 3 years				(e) Total
(a) 2014	(b) 2013	(c) 2012	(d) 2011		
b 85% of line 2a					
c Qualifying distributions from Part XII, line 4 for each year listed					
d Amounts included in line 2c not used directly for active conduct of exempt activities					
e Qualifying distributions made directly for active conduct of exempt activities Subtract line 2d from line 2c					
3 Complete 3a, b, or c for the alternative test relied upon					
a "Assets" alternative test—enter					
(1) Value of all assets					
(2) Value of assets qualifying under section 4942(j)(3)(B)(i)					
b "Endowment" alternative test— enter 2/3 of minimum investment return shown in Part X, line 6 for each year listed. . .					
c "Support" alternative test—enter					
(1) Total support other than gross investment income (interest, dividends, rents, payments on securities loans (section 512(a)(5)), or royalties).					
(2) Support from general public and 5 or more exempt organizations as provided in section 4942(j)(3)(B)(iii).					
(3) Largest amount of support from an exempt organization					
(4) Gross investment income					

Part XVSupplementary Information (Complete this part only if the organization had \$5,000 or more in assets at any time during the year—see instructions.)

1

Information Regarding Foundation Managers:

a

List any managers of the foundation who have contributed more than 2% of the total contributions received by the foundation before the close of any tax year (but only if they have contributed more than \$5,000) (See section 507(d)(2))

See Additional Data Table

b

List any managers of the foundation who own 10% or more of the stock of a corporation (or an equally large portion of the ownership of a partnership or other entity) of which the foundation has a 10% or greater interest

NA

2

Information Regarding Contribution, Grant, Gift, Loan, Scholarship, etc., Programs:

Check here ☒ if the foundation only makes contributions to preselected charitable organizations and does not accept unsolicited requests for funds If the foundation makes gifts, grants, etc (see instructions) to individuals or organizations under other conditions, complete items 2a, b, c, and d

a

The name, address, and telephone number or email address of the person to whom applications should be addressed

b

The form in which applications should be submitted and information and materials they should include

c

Any submission deadlines

d

Any restrictions or limitations on awards, such as by geographical areas, charitable fields, kinds of institutions, or other factors

Form 990-PF (2014)

Part XV

Supplementary Information (continued)

3 Grants and Contributions Paid During the Year or Approved for Future Payment

Recipient	If recipient is an individual, show any relationship to any foundation manager or substantial contributor	Foundation status of recipient	Purpose of grant or contribution	Amount
Name and address (home or business)				
a <i>Paid during the year</i> See Additional Data Table				
Total			3a	132,325
b <i>Approved for future payment</i>				
Total			3b	

Enter gross amounts unless otherwise indicated

Part XVI-B Relationship of Activities to the Accomplishment of Exempt Purposes

[illegible]

1 Did the organization directly or indirectly engage in any of the following with any other organization described in section 501(c) of the Code (other than section 501(c)(3) organizations) or in section 527, relating to political organizations?			Yes	No
a Transfers from the reporting foundation to a noncharitable exempt organization of				
(1) Cash.		1a(1)		No
(2) Other assets.		1a(2)		No
b Other transactions				
(1) Sales of assets to a noncharitable exempt organization.		1b(1)		No
(2) Purchases of assets from a noncharitable exempt organization.		1b(2)		No
(3) Rental of facilities, equipment, or other assets.		1b(3)		No
(4) Reimbursement arrangements.		1b(4)		No
(5) Loans or loan guarantees.		1b(5)		No
(6) Performance of services or membership or fundraising solicitations.		1b(6)		No
c Sharing of facilities, equipment, mailing lists, other assets, or paid employees.		1c		No
d If the answer to any of the above is "Yes," complete the following schedule. Column (b) should always show the fair market value of the goods, other assets, or services given by the reporting foundation. If the foundation received less than fair market value in any transaction or sharing arrangement, show in column (d) the value of the goods, other assets, or services received				

[illegible]

2a Is the foundation directly or indirectly affiliated with, or related to, one or more tax-exempt organizations described in section 501(c) of the Code (other than section 501(c)(3)) or in section 527? ☐ Yes ☒ No

b If "Yes," complete the following schedule		
(a) Name of organization	(b) Type of organization	(c) Description of relationship

Under penalties of perjury, I declare that I have examined this return, including accompanying schedules and statements, and to the best of my knowledge and belief, it is true, correct, and complete. Declaration of preparer (other than taxpayer) is based on all information of which preparer has any knowledge.

Sign Here	*****	2015-08-21	*****	May the IRS discuss this return with the preparer shown below (see instr)? <input checked="" type="checkbox"/> Yes <input type="checkbox"/> No
	Signature of officer or trustee	Date	Title	

Paid Preparer Use Only	Print/Type preparer's name KIMBERLY D COONEY	Preparer's Signature	Date	Check if self-employed <input checked="checked" type="checkbox"/>	PTIN P00184039
	Firm's name <input checked="checked" type="checkbox"/> Grant Thornton LLP			Firm's EIN <input checked="checked" type="checkbox"/>	
	Firm's address <input checked="checked" type="checkbox"/> 100 W Liberty Street Suite 770 Reno, NV 89501			Phone no (775) 786-1520	

Form 990PF Part IV - Capital Gains and Losses for Tax on Investment Income - Columns a - d

(a) List and describe the kind(s) of property sold (e g , real estate, 2-story brick warehouse, or common stock, 200 shs MLC Co)	(b) How acquired P—Purchase D—Donation	(c) Date acquired (mo , day, yr)	(d) Date sold (mo , day, yr)
SCHWAB #0334 SEE ATTACHED			
SCHWAB #0984 SEE ATTACHED			
COUNTRYWIDE LITIGATION PROCEEDS			2014-09-08
BERNSTEIN #7431 SEE ATTACHED		2011-11-01	2014-01-02
SCHWAB #0334 SEE ATTACHED			
SCHWAB #0984 SEE ATTACHED			
CAPITAL GAIN DIVIDENDS	P		

Form 990PF Part IV - Capital Gains and Losses for Tax on Investment Income - Columns e - h

(e) Gross sales price	(f) Depreciation allowed (or allowable)	(g) Cost or other basis plus expense of sale	(h) Gain or (loss) (e) plus (f) minus (g)
160,078		135,631	24,447
104,671		87,939	16,732
43		0	43
684,614		562,322	122,292
40,847		34,409	6,438
18,640		13,722	4,918
			15,989

Form 990PF Part IV - Capital Gains and Losses for Tax on Investment Income - Columns i - l

Complete only for assets showing gain in column (h) and owned by the foundation on 12/31/69			(l) Gains (Col (h) gain minus col (k), but not less than -0-) or Losses (from col (h))
(i) F M V as of 12/31/69	(j) Adjusted basis as of 12/31/69	(k) Excess of col (i) over col (j), if any	
			24,447
			16,732
			43
			122,292
			6,438
			4,918

Form 990PF Part XV Line 1a - List any managers of the foundation who have contributed more than 2% of the total contributions received by the foundation before the close of any tax year (but only if they have contributed more than \$5,000).

CHARLES P MONROE
JANIS R MONROE
ELIZABETH SCHULER
MICHAEL SCHULER

Form 990PF Part XV Line 3 - Grants and Contributions Paid During the Year or Approved for Future Payment

Recipient	If recipient is an individual, show any relationship to any foundation manager or substantial contributor	Foundation status of recipient	Purpose of grant or contribution	Amount
Name and address (home or business)				
a <i>Paid during the year</i>				
association of small foundations 1720 n street nw washington, DC 20036	none	PC	annual membership 501(c) and education	725
HAVA (Honored American Veterans Afield) PO Box 60727 Longmeadow, MA 01116	none	PC	Community Outreach	30,000
Samaritan's purse po box 3000 boone, NC 28607	none	PC	COMMUNITY OUTREACH	4,000
UNR Foundation (Rifle Team) ansari business building/ms-0024 reno, NV 895570016	none	PC	EDUCATION	7,000
CFWN (Board Operations) 1885 South Arlington Ave Reno, NV 89509	None	PC	Community Outreach	1,000
CFWN (Partnership Grant Program) 1885 South Arlington Ave Suite 103 Reno, NV 89509	None	PC	Community Outreach	4,000
NYEP (Nevada Youth Empowerment Project) 2030 W 6th Street Reno, NV 89503	NONE	PC	COMMUNITY OUTREACH	1,600
CLEVELAND CLINIC 888 WEST BONNEVILLE LAS VEGAS, NV 89106	NONE	PC	HEART & VASCULAR INSTITUTE	8,000
Health Network Foundation 33 River Street Chagrin Falls, OH 44022	NONE	PC	Community Outreach	5,000
CFWN (Youth Network Initiative) 1885 S Arlington Ave Reno, NV 89509	NONE	PC	Community Outreach	5,000
ALS ASSOCIATION 1275 K Street NW Suite 250 Washington, DC 20005	none	PC	MEDICAL RESEARCH	1,000
Community Health Alliance 680 SOUTH ROCK BLVD RENO, NV 89502	none	PC	community outreach	5,000
Eddy House - VIPs Program po box 6207 reno, NV 895136207	none	PC	community outreach	30,000
Eddy House - Youth Resource Center po box 6207 reno, NV 895136207	none	PC	community outreach	30,000
Total			3a	132,325

Before you check Box D, E, or F below, check whether you received any Form(s) 1099-B or substitute statement(s) from your broker. A substitute statement will have the same information as Form 1099-B. Either may show your basis (usually your cost) even if your broker did not report it to the IRS. Brokers must report basis to the IRS for most stock you bought in 2011 or later (and for certain debt instruments you bought in 2014 or later).

Part II Long-Term. Transactions involving capital assets you held more than 1 year are long term. For short-term transactions, see page 1.


Note. You may aggregate all long-term transactions reported on Form(s) 1099-B showing basis was reported to the IRS and for which NO adjustments or codes are required. Enter the total directly on Schedule D, line 8a; you are not required to report these transactions on Form 8949 (see instructions).

You must check Box D, E, or F below. Check only one box. If more than one box applies for your long-term transactions, complete a separate Form 8949, page 2, for each applicable box. If you have more long-term transactions than will fit on this page for one or more of the boxes, complete as many forms with the same box checked as you need.

☐ (D) Long-term transactions reported on Form(s) 1099-B showing basis was reported to the IRS (see **Note** above)

☒ (E) Long-term transactions reported on Form(s) 1099-B showing basis was **not** reported to the IRS

☐ (F) Long-term transactions not reported to you on Form 1099-B

1	(a) Description of property (Example 100 sh XYZ Co.)	(b) Date acquired (Mo , day, yr)	(c) Date sold or disposed (Mo , day, yr)	(d) Proceeds (sales price) (see instructions)	(e) Cost or other basis See the Note below and see <i>Column (e)</i> in the separate instructions	Adjustment, if any, to gain or loss If you enter an amount in column (g), enter a code in column (f) See the separate instructions		(h) Gain or (loss). Subtract column (e) from column (d) and combine the result with column (g)
						(f) Code(s) from instructions	(g) Amount of adjustment	
	BERNSTEIN #7	11-01-2011	01-02-2014	684,614	(562,322)			122,292
	SCHWAB #0334			40,847	(34,409)			6,438
	SCHWAB #0984			18,640	(13,722)			4,918
2 Totals Add the amounts in columns (d), (e), (g), and (h) (subtract negative amounts) Enter each total here and include on your Schedule D, line 8b (if Box D above is checked), line 9 (if Box E above is checked), or line 10 (if Box F above is checked) 				744,101	(610,453)			133,648

Note. If you checked Box D above but the basis reported to the IRS was incorrect, enter in column (e) the basis as reported to the IRS, and enter an adjustment in column (g) to correct the basis. See *Column (g)* in the separate instructions for how to figure the amount of the adjustment.

TY 2014 Accounting Fees Schedule

Name: MONROE-SCHULER FOUNDATION

EIN: 20-5968471

Category	Amount	Net Investment Income	Adjusted Net Income	Disbursements for Charitable Purposes
ACCOUNTING FEES	13,939	6,970		6,969

Note: To capture the full content of this document, please select landscape mode (11" x 8.5") when printing.

TY 2014 Depreciation Schedule

Name: MONROE-SCHULER FOUNDATION

EIN: 20-5968471

**TY 2014 Investments Corporate
Stock Schedule****Name:** MONROE-SCHULER FOUNDATION**EIN:** 20-5968471

Name of Stock	End of Year Book Value	End of Year Fair Market Value
BERNSTEIN MULTI-MANAGER HEDGE	0	0
SCHWAB 7419 (SEE ATTACHMENT)	252,420	230,847
SCHWAB 0242 (SEE ATTACHMENT)	273,688	221,580
SCHWAB 0334 (SEE ATTACHMENT)	687,404	830,426
SCHWAB 0984 (SEE ATTACHMENT)	698,766	810,886
SCHWAB 2033 (SEE ATTACHMENT)	369,040	371,624
SCHWAB 4764 (SEE ATTACHMENT)	282,957	293,605
SCHWAB 8941 (SEE ATTACHMENT)	127,392	124,000
PINEHURST HEDGE FUND	500,000	517,920
(SEE ATTACHMENT)		

TY 2014 Legal Fees Schedule

Name: MONROE-SCHULER FOUNDATION

EIN: 20-5968471

Category	Amount	Net Investment Income	Adjusted Net Income	Disbursements for Charitable Purposes
LEGAL FEES	650	325		325

TY 2014 Other Expenses Schedule**Name:** MONROE-SCHULER FOUNDATION**EIN:** 20-5968471

Description	Revenue and Expenses per Books	Net Investment Income	Adjusted Net Income	Disbursements for Charitable Purposes
INSURANCE	27,864	13,932		13,932
WORKMANS COMP	505	253		252
WIRE FEES	55	28		27

TY 2014 Other Income Schedule

Name: MONROE- SCHULER FOUNDATION

EIN: 20-5968471

Description	Revenue And Expenses Per Books	Net Investment Income	Adjusted Net Income
OTHER INVESTMENT INCOME	136	136	

TY 2014 Other Liabilities Schedule

Name: MONROE- SCHULER FOUNDATION

EIN: 20-5968471

Description	Beginning of Year - Book Value	End of Year - Book Value
PAYROLL TAXES NOT REMITTED	885	879

TY 2014 Other Professional Fees Schedule**Name:** MONROE-SCHULER FOUNDATION**EIN:** 20-5968471

Category	Amount	Net Investment Income	Adjusted Net Income	Disbursements for Charitable Purposes
INVESTMENT FEES	23,808	23,808		
PAYROLL PROCESSING FEES	326	163		163

TY 2014 Taxes Schedule**Name:** MONROE- SCHULER FOUNDATION**EIN:** 20-5968471

Category	Amount	Net Investment Income	Adjusted Net Income	Disbursements for Charitable Purposes
PAYROLL TAXES	2,760	1,380		1,380
FOREIGN TAXES	130	130		
FEDERAL TAXES	4,000			

DUPLICATE STATEMENT

Schwab One® Account of
MONROE SCHULER FOUNDATION
WHVIX

Account Number
7102-7419


Statement Period
December 1-31, 2014

Income Summary	This Period		Year to Date	
	Federally Tax-Exempt	Federally Taxable	Federally Tax-Exempt	Federally Taxable
Cash Dividends	0.00	2,420.26	0.00	2,420.26
Total Income	0.00	2,420.26	0.00	2,420.26

Investment Detail - Mutual Funds

Equity Funds	Quantity	Market Price	Market Value	% of Account Assets	Average Cost Basis	Cost Basis	Unrealized Gain or (Loss)
WHV INTL EQTY FD CL I ☿ SYMBOL: WHVIX	11,530.7950	20.0200	230,846.52	100%	21.89	252,420.26	(21,573.74)
Total Equity Funds	11,530.7950		230,846.52	100%		252,420.26	(21,573.74)
Total Mutual Funds	11,530.7950		230,846.52	100%		252,420.26	(21,573.74)
Total Investment Detail							230,846.52
Total Account Value							230,846.52
Total Cost Basis							252,420.26

Schwab has provided accurate gain and loss information wherever possible for most investments. Cost basis data may be incomplete or unavailable for some of your holdings. Please see "Endnotes for Your Account" section for an explanation of the endnote codes and symbols on this statement.



Schwab One® Account of
MONROE SCHULER FOUNDATION
LONGLEAF

Account Number
6919-0242

Statement Period
December 1-31, 2014

Income Summary	This Period		Year to Date	
	Federally Tax-Exempt	Federally Taxable	Federally Tax-Exempt	Federally Taxable
Cash Dividends	0.00	8,374.43	0.00	10,069.73
Total Capital Gains	0.00	0.00	0.00	12,895.89
Total Income	0.00	8,374.43	0.00	22,965.62

Investment Detail - Mutual Funds

Equity Funds	Quantity	Market Price	Market Value	% of Account Assets	Average Cost Basis	Cost Basis	Unrealized Gain or (Loss)
LONGLEAF PARTNERS INTL FUND SYMBOL: LLINX	16,056.4990	13.8000	221,579.69	100%	17.05	273,688.09	(52,108.40)
Total Equity Funds	16,056.4990		221,579.69	100%		273,688.09	(52,108.40)
Total Mutual Funds	16,056.4990		221,579.69	100%		273,688.09	(52,108.40)

Total Investment Detail	221,579.69
Total Account Value	221,579.69
Total Cost Basis	273,688.09

Schwab has provided accurate gain and loss information wherever possible for most investments. Cost basis data may be incomplete or unavailable for some of your holdings. Please see "Endnotes for Your Account" section for an explanation of the endnote codes and symbols on this statement.

DUPLICATE STATEMENT

Schwab One® Account of
MONROE SCHULER FOUNDATION
MGR: WEDGEWOOD PARTNERS

Account Number
2424-0334

Statement Period
December 1-31, 2014


Investment Detail - Equities (continued)

	Quantity	Market Price	Market Value Cost Basis	% of Account Assets	Unrealized Gain or (Loss)	Estimated Yield	Estimated Annual Income
Equities (continued)							
VERISK ANALYTICS INC CLA CLASS A SYMBOL: VRSK	420.0000	64.0500	26,901.00 27,472.33	3%	(571.33)	N/A	N/A
VISA INC CL A CLASS A SYMBOL: V	128.0000	262.2000	33,561.60 18,794.94	4%	14,766.66	0.73%	245.76
Total Equities	10,346.0000		830,425.66	94%	143,021.65		8,796.34
		Total Cost Basis:	687,404.01				

Total Accrued Dividend for Equities: 257.25

Estimated Annual Income ("EAI") and Estimated Yield ("EY") calculations are for informational purposes only. The actual income and yield might be lower or higher than the estimated amounts. EY is based upon EAI and the current price of the security and will fluctuate. For certain types of securities, the calculations could include a return of principal or capital gains in which case EAI and EY would be overstated. EY and EAI are not promptly updated to reflect when an issuer has missed a regular payment or announced changes to future payments, in which case EAI and EY will continue to display at a prior rate.

Total Investment Detail	878,763.39
Total Account Value	878,763.39
Total Cost Basis	687,404.01



Schwab One® Account of
MONROE SCHULER FOUNDATION
MGR: EQUITY INVESTMENT CORP

Account Number
2412-0984

Statement Period
December 1-31, 2014

Income Summary	This Period		Year to Date	
	Federally Tax-Exempt	Federally Taxable	Federally Tax-Exempt	Federally Taxable
Cash Dividends	0.00	2,046.65	0.00	16,825.49
Total Income	0.00	2,046.65	0.00	16,825.49

Investment Detail - Cash and Money Market Funds [Sweep]

Cash	Market Value	% of Account Assets
Cash	123.75	<1%
Total Cash	123.75	<1%

Money Market Funds [Sweep]	Quantity	Market Price	Market Value	Current Yield	% of Account Assets
Schwab Govt Money Fund: SWGXX	90,833.4100	1.0000	90,833.41	0.00%	10%
Total Money Market Funds [Sweep]			90,833.41		10%
Total Cash & Money Market [Sweep]			90,957.16		10%

Investment Detail - Equities

Equities	Quantity	Market Price	Market Value	% of Account Assets	Unrealized Gain or (Loss)	Estimated Yield	Estimated Annual Income
			<i>Cost Basis</i>				
AMERICAN EXPRESS COMPANY SYMBOL: AXP	175.0000	93.0400	16,282.00 12,298.94 ¹	2%	3,983.06	1.11%	182.00
BARRICK GOLD CORP F SYMBOL: ABX	1,140.0000	10.7500	12,255.00 19,420.87	1%	(7,165.87)	1.86%	228.00

Schwab has provided accurate gain and loss information wherever possible for most investments. Cost basis data may be incomplete or unavailable for some of your holdings. Please see "Endnotes for Your Account" section for an explanation of the endnote codes and symbols on this statement.

DUPLICATE STATEMENT



Schwab One® Account of
MONROE SCHULER FOUNDATION
MGR: EQUITY INVESTMENT CORP

Account Number
2412-0984


Statement Period
December 1-31, 2014

Investment Detail - Equities (continued)

	Quantity	Market Price	Market Value <i>Cost Basis</i>	% of Account Assets	Unrealized Gain or (Loss)	Estimated Yield	Estimated Annual Income
Equities (continued)							
BAXTER INTERNATIONAL INC SYMBOL: BAX	295.0000	73.2900	21,620.55 19,381.01	2%	2,239.54	2.83%	613.60
						<i>Accrued Dividend: 153.40</i>	
BED BATH & BEYOND SYMBOL: BBBY	300.0000	76.1700	22,851.00 20,599.00	3%	2,252.00	N/A	N/A
CHEVRON CORPORATION SYMBOL: CVX	170.0000	112.1800	19,070.60 20,702.50 ¹	2%	(1,631.90)	3.81%	727.60
CHUBB CORPORATION SYMBOL: CB	210.0000	103.4700	21,728.70 18,714.71 ¹	2%	3,013.99	1.93%	420.00
						<i>Accrued Dividend: 105.00</i>	
CISCO SYSTEMS INC SYMBOL: CSCO	735.0000	27.8150	20,444.03 14,884.89 ¹	2%	5,559.14	2.73%	558.60
CONOCOPHILLIPS SYMBOL: COP	280.0000	69.0600	19,336.80 19,395.02	2%	(58.28)	4.22%	817.60
DIAMOND OFFSHORE DRILLING SYMBOL: DO	605.0000	36.7100	22,209.55 18,642.65	2%	3,566.90	1.36%	302.50
DR PEPPER SNAPPLE GROUP SYMBOL: DPS	425.0000	71.6800	30,464.00 20,138.02	3%	10,325.98	2.28%	697.00
						<i>Accrued Dividend: 174.25</i>	
EBAY INC SYMBOL: EBAY	410.0000	56.1200	23,009.20 20,973.48	3%	2,035.72	N/A	N/A
EXELON CORPORATION SYMBOL: EXC	695.0000	37.0800	25,770.60 19,283.36	3%	6,487.24	3.34%	861.80

Schwab has provided accurate gain and loss information wherever possible for most investments. Cost basis data may be incomplete or unavailable for some of your holdings. Please see "Endnotes for Your Account" section for an explanation of the endnote codes and symbols on this statement.

DUPLICATE STATEMENT



Schwab One® Account of
MONROE SCHULER FOUNDATION
MGR: EQUITY INVESTMENT CORP

Account Number
2412-0984

Statement Period
December 1-31, 2014

Investment Detail - Equities (continued)

	Quantity	Market Price	Market Value	% of Account Assets	Unrealized Gain or (Loss)	Estimated Yield	Estimated Annual Income
Equities (continued)			<i>Cost Basis</i>				
EXPRESS SCRIPTS HLDG CO SYMBOL: ESRX	380.0000	84.6700	32,174.60 25,660.28	4%	6,514.32	N/A	N/A
EXXON MOBIL CORPORATION SYMBOL: XOM	280.0000	92.4500	25,886.00 27,036.79	3%	(1,150.79)	2.98%	772.80
GLAXOSMITHKLINE PLC ADR F SPONSORED ADR 1 ADR REP 2 ORD SYMBOL: GSK	305.0000	42.7400	13,035.70 15,572.49	1%	(2,536.79)	6.06%	790.81
						<i>Accrued Dividend: 186.97</i>	
HONDA MOTOR CO LTD ADR F SPONSORED ADR 1 ADR REP 1 ORD SYMBOL: HMC	715.0000	29.5200	21,106.80 22,263.90	2%	(1,157.10)	N/A	N/A
JOHNSON & JOHNSON SYMBOL: JNJ	130.0000	104.5700	13,594.10 10,220.19 ¹	2%	3,373.91	2.67%	364.00
MEDTRONIC INC SYMBOL: MDT	480.0000	72.2000	34,656.00 24,033.47 ¹	4%	10,622.53	1.68%	585.60
MICROSOFT CORP SYMBOL: MSFT	545.0000	46.4500	25,315.25 17,088.12 ¹	3%	8,227.13	2.66%	675.80
MOLSON COORS BREWING CLB SYMBOL: TAP	390.0000	74.5200	29,062.80 20,924.93	3%	8,137.87	1.98%	577.20
NEWMONT MINING CORP SYMBOL: NEM	500.0000	18.9000	9,450.00 11,612.95	1%	(2,162.95)	0.52%	50.00

Schwab has provided accurate gain and loss information wherever possible for most investments. Cost basis data may be incomplete or unavailable for some of your holdings. Please see "Endnotes for Your Account" section for an explanation of the endnote codes and symbols on this statement.



Schwab One® Account of
MONROE SCHULER FOUNDATION
MGR: EQUITY INVESTMENT CORP

Account Number
2412-0984

Statement Period
December 1-31, 2014

Investment Detail - Equities (continued)

	Quantity	Market Price	Market Value <i>Cost Basis</i>	% of Account Assets	Unrealized Gain or (Loss)	Estimated Yield	Estimated Annual Income
Equities (continued)							
PEPSICO INCORPORATED SYMBOL: PEP	385.0000	94.5600	36,405.60 31,019.63	4%	5,385.97	2.77%	1,008.70
						<i>Accrued Dividend</i>	<i>252.18</i>
PNC FINL SERVICES GP INC SYMBOL: PNC	310.0000	91.2300	28,281.30 23,187.03	3%	5,094.27	2.10%	595.20
PROCTER & GAMBLE SYMBOL: PG	290.0000	91.0900	26,416.10 23,475.17	3%	2,940.93	2.82%	746.58
ROWE PRICE GROUP INC SYMBOL: TROW	275.0000	85.8600	23,611.50 21,473.50	3%	2,138.00	2.04%	484.00
SOUTHWESTERN ENERGY CO SYMBOL: SWN	515.0000	27.2900	14,054.35 16,606.27	2%	(2,551.92)	N/A	N/A
SUNTRUST BANKS INC SYMBOL: STI	345.0000	41.9000	14,455.50 12,856.65	2%	1,598.65	1.90%	276.00
TAIWAN SEMICONDUCTR ADRF SPONSORED ADR 1 ADR REPS 5 ORD SYMBOL: TSM	905.0000	22.3800	20,253.90 15,564.09	2%	4,689.81	2.23%	452.00
TARGET CORPORATION SYMBOL: TGT	440.0000	75.9100	33,400.40 26,531.38	4%	6,869.02	2.74%	915.20
TORCHMARK CORPORATION SYMBOL: TMK	232.0000	54.1700	12,567.44 11,769.47	1%	797.97	0.93%	117.58

Schwab has provided accurate gain and loss information wherever possible for most investments. Cost basis data may be incomplete or unavailable for some of your holdings. Please see "Endnotes for Your Account" section for an explanation of the endnote codes and symbols on this statement.



Schwab One® Account of
MONROE SCHULER FOUNDATION
MGR: EQUITY INVESTMENT CORP

Account Number
2412-0984


Statement Period
December 1-31, 2014

Investment Detail - Equities (continued)

	Quantity	Market Price	Market Value	% of Account Assets	Unrealized Gain or (Loss)	Estimated Yield	Estimated Annual Income
Equities (continued)			<i>Cost Basis</i>				
TRAVELERS COMPANIES INC SYMBOL: TRV	225.0000	105.8500	23,816.25 19,788.31	3%	4,027.94	2.07%	495.00
U S BANCORP DEL NEW SYMBOL: USB	595.0000	44.9500	26,745.25 22,307.96	3%	3,437.29	2.18%	583.10
WAL-MART STORES INC SYMBOL: WMT	490.0000	85.8800	42,081.20 36,996.26 ¹	5%	5,084.94	2.23%	940.80
						<i>Accrued Dividend: 235.20</i>	
WELLS FARGO & CO NEW SYMBOL: WFC	535.0000	54.8200	29,328.70 17,594.40 ¹	3%	11,734.30	2.55%	749.00
Total Equities	14,707.0000		790,740.77	88%	111,722.82		16,588.07
		Total Cost Basis:	679,017.95				
						Total Accrued Dividend for Equities: 1,107.00	

Estimated Annual Income ("EAI") and Estimated Yield ("EY") calculations are for informational purposes only. The actual income and yield might be lower or higher than the estimated amounts. EY is based upon EAI and the current price of the security and will fluctuate. For certain types of securities, the calculations could include a return of principal or capital gains in which case EAI and EY would be overstated. EY and EAI are not promptly updated to reflect when an issuer has missed a regular payment or announced changes to future payments, in which case EAI and EY will continue to display at a prior rate.

DUPLICATE STATEMENT



Schwab One® Account of
MONROE SCHULER FOUNDATION
MGR: EQUITY INVESTMENT CORP

Account Number
2412-0984

Statement Period
December 1-31, 2014

Investment Detail - Other Assets

	Quantity	Market Price	Market Value	% of Account Assets	Unrealized Gain or (Loss)	Estimated Yield	Estimated Annual Income
Other Assets			<i>Cost Basis</i>				
ANNALY CAPITAL MGMT REIT SYMBOL: NLY	1,220.0000	10.8100	13,188.20 11,998.20	1%	1,190.00	11.10%	1,464.00
MACK CALI REALTY CORP REIT SYMBOL: CLI	365.0000	19.0600	6,956.90 7,749.87	<1%	(792.97)	3.14%	219.00
Total Other Assets	1,585.0000		20,145.10	2%	397.03		1,683.00
			Total Cost Basis:				19,748.07

Estimated Annual Income ("EAI") and Estimated Yield ("EY") calculations are for informational purposes only. The actual income and yield might be lower or higher than the estimated amounts. EY is based upon EAI and the current price of the security and will fluctuate. For certain types of securities, the calculations could include a return of principal or capital gains in which case EAI and EY would be overstated. EY and EAI are not promptly updated to reflect when an issuer has missed a regular payment or announced changes to future payments in which case EAI and EY will continue to display at a prior rate.

Total Investment Detail	901,843.03
Total Account Value	901,843.03
Total Cost Basis	698,766.02

DUPLICATE STATEMENT

Schwab One® Account of
MONROE SCHULER FOUNDATION
DOUBLELINE

Account Number
1340-2033


Statement Period
December 1-31, 2014

Income Summary	This Period		Year to Date	
	Federally Tax-Exempt	Federally Taxable	Federally Tax-Exempt	Federally Taxable
Cash Dividends	0.00	1,476.31	0.00	17,303.98
Total Income	0.00	1,476.31	0.00	17,303.98

Investment Detail - Mutual Funds

Bond Funds	Quantity	Market Price	Market Value	% of Account Assets	Average Cost Basis	Cost Basis	Unrealized Gain or (Loss)
DOUBLELINE TOTAL RETURN 9	33,876.4040	10.9700	371,624.15	100%	10.89	369,040.00	2,584.15
BD FD CLI							
SYMBOL DBLTX							
Total Bond Funds	33,876.4040		371,624.15	100%		369,040.00	2,584.15
Total Mutual Funds	33,876.4040		371,624.15	100%		369,040.00	2,584.15
Total Investment Detail							371,624.15
Total Account Value							371,624.15
Total Cost Basis							369,040.00

Schwab has provided accurate gain and loss information wherever possible for most investments. Cost basis data may be incomplete or unavailable for some of your holdings. Please see "Endnotes for Your Account" section for an explanation of the endnote codes and symbols on this statement.



Schwab One® Account of
MONROE SCHULER FOUNDATION
VIRTUS

Account Number
1564-4764

Statement Period
December 1-31, 2014


Income Summary	This Period		Year to Date	
	Federally Tax-Exempt	Federally Taxable	Federally Tax-Exempt	Federally Taxable
Cash Dividends	0.00	1,621.46	0.00	2,553.61
Total Capital Gains	0.00	412.74	0.00	3,092.68
Total Income	0.00	2,034.20	0.00	5,646.29

Investment Detail - Mutual Funds

Equity Funds	Quantity	Market Price	Market Value	% of Account Assets	Average Cost Basis	Cost Basis	Unrealized Gain or (Loss)
VIRTUS EMRG MKTS OPPTY 2	29,687.0120	9.8900	293,604.55	100%	9.53	282,957.01	10,647.54
FD CLI							
SYMBOL: HIEMX							
Total Equity Funds	29,687.0120		293,604.55	100%		282,957.01	10,647.54
Total Mutual Funds	29,687.0120		293,604.55	100%		282,957.01	10,647.54
Total Investment Detail							293,604.55
Total Account Value							293,604.55
Total Cost Basis							282,957.01

Schwab has provided accurate gain and loss information wherever possible for most investments. Cost basis data may be incomplete or unavailable for some of your holdings. Please see "Endnotes for Your Account" section for an explanation of the endnote codes and symbols on this statement.

DUPLICATE STATEMENT



Schwab One® Account of
MONROE SCHULER FOUNDATION
PIMCO TAX MANAGED

Account Number
9812-8941

Statement Period
December 1-31, 2014

Income Summary	This Period		Year to Date	
	Federally Tax-Exempt ¹	Federally Taxable	Federally Tax-Exempt ¹	Federally Taxable
Cash Dividends	190.63	0.00	2,335.25	0.00
Total Income	190.63	0.00	2,335.25	0.00

¹ Certain income in this category may qualify for state tax exemption; consult your tax advisor

Investment Detail - Mutual Funds

Bond Funds	Quantity	Market Price	Market Value	% of Account Assets	Average Cost Basis	Cost Basis	Unrealized Gain or (Loss)
PIMCO TAX MGD REAL & RETURN FD INST SYMBOL: PTMIX	12,362.9530	10.0300	124,000.42	100%	10.30	127,391.74	(3,391.32)
Total Bond Funds	12,362.9530		124,000.42	100%		127,391.74	(3,391.32)
Total Mutual Funds	12,362.9530		124,000.42	100%		127,391.74	(3,391.32)

Total Investment Detail 124,000.42

Total Account Value 124,000.42

Total Cost Basis 127,391.74

Schwab has provided accurate gain and loss information wherever possible for most investments. Cost basis data may be incomplete or unavailable for some of your holdings. Please see "Endnotes for Your Account" section for an explanation of the endnote codes and symbols on this statement.

Pinehurst Institutional Ltd.

ACCOUNT STATEMENT FOR THE MONTH ENDED DECEMBER 31, 2014

(UNAUDITED)

**Monroe Schuler Foundation
Presidio Group**

Account Name: Monroe Schuler Foundation

SHAREHOLDER SUMMARY

	Shares <u>Held</u>	NAV Per <u>Share</u>	<u>Month-to-date</u>	<u>Year-to-date</u>
Class B1 Series 81	331.1542	\$1,563.99	\$517,920	\$517,920
Total			\$517,920	\$517,920
Total Beginning Capital			\$518,305	\$0
Capital Subscribed/(Redeemed)			0	500,000
Net Income (Loss)			(385)	17,920
Total Ending Capital			\$517,920	\$517,920
Net Rate of Return for the Period			(0.07%)	3.58%

Administrator Contact Information:

Email: CorbinTA@ifs.statestreet.com, Phone: (617)662-6007, Fax: (212)651-2394

The information contained herein is unaudited and subject to change. Audited financial statements are issued upon conclusion of the year-end audit. To the extent the Fund invests in other pooled investment vehicle(s), the Fund's net asset value is and in the future may be partially based on estimates of valuations provided to the Fund by third party investment managers which may need to be partially adjusted in the future. Past performance and past investment results are no guarantee or indication of future performance or future investment results. All investments are subject to certain risks and the value of investments will fluctuate and is not guaranteed. You should seek independent legal, tax, accounting, and other professional advice as appropriate in relation to your investment in the Fund. This statement may contain information that is confidential or privileged. If you are not the intended recipient, please delete and destroy all copies in your possession, notify the sender that you have received the statement in error, and note that any review or dissemination of, or the taking of any action in reliance on, the statement is expressly prohibited.

If you have any questions pertaining to this statement, please contact Corbin's Client Services group at 212-634-7373.

Date Range: 1/1/2014 - 12/31/2014

Realized Gain Loss Summary

		<u>Trade Date</u>	<u>Open Date</u>	<u>Units Sold</u>	<u>Cost Basis</u>	<u>Amortization Accrebon</u>	<u>Gross Proceeds</u>	<u>Short Term Gain</u>	<u>Long Term Gain</u>	<u>Total Gain</u>
24120984 - EQUITY INVESTMENT CORP					101,661.17	0.00	123,311.08	16,731.65	4,918.26	21,649.91
AXP	AMERICAN EXPRESS CO COM			75.000	5,674.74	0.00	7,031.83	1,357.09	0.00	1,357.09
AXP	AMERICAN EXPRESS CO COM	3/7/2014	5/17/2013	25.000	1,828.94	0.00	2,343.94	515.00	0.00	515.00
AXP	AMERICAN EXPRESS CO COM	3/7/2014	9/18/2013	50.000	3,845.80	0.00	4,687.89	842.09	0.00	842.09
BDX	BECTON DICKINSON & CO COM			150.000	13,722.06	0.00	18,640.32	0.00	4,918.26	4,918.26
BDX	BECTON DICKINSON & CO COM	10/15/2014	3/19/2013	150.000	13,722.06	0.00	18,640.32	0.00	4,918.26	4,918.26
DVN	DEVON ENERGY CORP			325.000	19,462.80	0.00	21,825.74	2,362.94	0.00	2,362.94
DVN	DEVON ENERGY CORP	10/20/2014	12/17/2013	170.000	10,180.54	0.00	9,836.70	-343.84	0.00	-343.84
DVN	DEVON ENERGY CORP	6/12/2014	12/17/2013	155.000	9,282.26	0.00	11,989.04	2,706.78	0.00	2,706.78
DPS	DR PEPPER SNAPPLE GROUP INC COM			150.000	7,107.53	0.00	9,136.46	2,028.93	0.00	2,028.93
DPS	DR PEPPER SNAPPLE GROUP INC COM	8/22/2014	12/17/2013	150.000	7,107.53	0.00	9,136.46	2,028.93	0.00	2,028.93
EXC	EXELON CORP COM			285.000	7,907.93	0.00	10,282.89	2,374.96	0.00	2,374.96
EXC	EXELON CORP COM	5/5/2014	12/17/2013	100.000	2,774.71	0.00	3,610.31	835.60	0.00	835.60
EXC	EXELON CORP COM	4/24/2014	12/17/2013	185.000	5,133.22	0.00	6,672.58	1,539.36	0.00	1,539.36
JNJ	JOHNSON & JOHNSON COM			85.000	6,682.43	0.00	7,922.52	1,240.09	0.00	1,240.09
JNJ	JOHNSON & JOHNSON COM	3/7/2014	3/19/2013	85.000	6,682.43	0.00	7,922.52	1,240.09	0.00	1,240.09
MSFT	MICROSOFT			95.000	3,461.16	0.00	4,593.76	1,132.60	0.00	1,132.60
MSFT	MICROSOFT	11/7/2014	12/17/2013	95.000	3,461.16	0.00	4,593.76	1,132.60	0.00	1,132.60
TAP	MOLSON COORS BREWING CO CL B			265.000	14,221.02	0.00	17,182.07	2,961.05	0.00	2,961.05
TAP	MOLSON COORS BREWING CO CL B	5/27/2014	12/17/2013	10.000	536.54	0.00	648.38	111.84	0.00	111.84
TAP	MOLSON COORS BREWING CO CL B	5/27/2014	12/17/2013	55.000	2,950.95	0.00	3,566.09	615.14	0.00	615.14
TAP	MOLSON COORS BREWING CO CL B	5/27/2014	12/17/2013	200.000	10,733.53	0.00	12,967.60	2,234.07	0.00	2,234.07
SO	SOUTHERN CO COM			390.000	15,992.33	0.00	18,079.20	2,086.87	0.00	2,086.87
SO	SOUTHERN CO COM	4/29/2014	12/30/2013	170.000	6,971.54	0.00	7,880.68	909.14	0.00	909.14
SO	SOUTHERN CO COM	4/29/2014	12/31/2013	220.000	9,020.79	0.00	10,198.52	1,177.73	0.00	1,177.73
TGT	TARGET CORP COM			120.000	7,403.80	0.00	8,588.70	1,184.90	0.00	1,184.90
TGT	TARGET CORP COM	11/24/2014	12/17/2013	120.000	7,403.80	0.00	8,588.70	1,184.90	0.00	1,184.90
TMK	TORCHMARK CORP COM			0.500	25.37	0.00	27.59	2.22	0.00	2.22
TMK	TORCHMARK CORP COM	7/2/2014	12/17/2013	0.500	25.37	0.00	27.59	2.22	0.00	2.22

Date Range: 1/1/2014 - 12/31/2014

		<u>Trade Date</u>	<u>Open Date</u>	<u>Units Sold</u>	<u>Cost Basis</u>	<u>Amortization Accretion</u>	<u>Gross Proceeds</u>	<u>Short Term Gain</u>	<u>Long Term Gain</u>	<u>Total Gain</u>
24240334 - WEDGEWOOD PARTNERS					170,040.29	0.00	200,924.94	24,446.98	6,437.67	30,884.65
AXP	AMERICAN EXPRESS CO COM			230.000	19,418.19	0.00	20,453.01	1,034.82	0.00	1,034.82
AXP	AMERICAN EXPRESS CO COM	1/23/2014	12/17/2013	175.000	14,774.71	0.00	15,552.13	777.42	0.00	777.42
AXP	AMERICAN EXPRESS CO COM	1/7/2014	12/17/2013	55.000	4,643.48	0.00	4,900.88	257.40	0.00	257.40
AAPL	APPLE INC			352.000	35,503.07	0.00	42,874.62	7,910.60	-539.05	7,371.55
AAPL	APPLE INC	5/8/2014	10/8/2012	10.000	6,399.89	0.00	5,860.84	0.00	-539.05	-539.05
AAPL	APPLE INC	5/8/2014	12/17/2013	4.000	2,226.47	0.00	2,344.34	117.87	0.00	117.87
AAPL	APPLE INC	12/1/2014	12/17/2013	62.000	4,930.05	0.00	7,148.56	2,218.51	0.00	2,218.51
AAPL	APPLE INC	10/23/2014	12/17/2013	121.000	9,621.54	0.00	12,690.26	3,068.72	0.00	3,068.72
AAPL	APPLE INC	7/9/2014	12/17/2013	155.000	12,325.12	0.00	14,830.62	2,505.50	0.00	2,505.50
BRK.B	BERKSHIRE HATHAWAY INC DEL CL B			187.000	21,380.66	0.00	25,388.45	4,007.79	0.00	4,007.79
BRK.B	BERKSHIRE HATHAWAY INC DEL CL B	11/13/2014	12/17/2013	90.000	10,237.95	0.00	13,123.14	2,885.19	0.00	2,885.19
BRK.B	BERKSHIRE HATHAWAY INC DEL CL B	5/8/2014	12/17/2013	57.000	6,484.03	0.00	7,207.45	723.42	0.00	723.42
BRK.B	BERKSHIRE HATHAWAY INC DEL CL B	5/8/2014	1/7/2014	40.000	4,658.68	0.00	5,057.86	399.18	0.00	399.18
CMI	CUMMINS INC COM			102.000	13,582.69	0.00	15,306.82	1,724.13	0.00	1,724.13
CMI	CUMMINS INC COM	5/5/2014	12/17/2013	102.000	13,582.69	0.00	15,306.82	1,724.13	0.00	1,724.13
EMC	E M C CORP			1,115.000	29,243.51	0.00	33,399.84	1,706.37	2,449.96	4,156.33
EMC	E M C CORP	11/21/2014	9/11/2013	850.000	23,011.80	0.00	25,461.76	0.00	2,449.96	2,449.96
EMC	E M C CORP	11/21/2014	12/17/2013	265.000	6,231.71	0.00	7,938.08	1,706.37	0.00	1,706.37
GILD	GILEAD SCIENCES INC			225.000	11,664.65	0.00	15,797.40	4,132.75	0.00	4,132.75
GILD	GILEAD SCIENCES INC	4/17/2014	6/12/2013	225.000	11,664.65	0.00	15,797.40	4,132.75	0.00	4,132.75
GOOGL	GOOGLE INC			8.000	5,140.32	0.00	9,061.85	51.08	3,870.45	3,921.53
GOOGL	GOOGLE INC	1/7/2014	3/29/2011	7.000	4,058.67	0.00	7,929.12	0.00	3,870.45	3,870.45
GOOGL	GOOGLE INC	1/7/2014	12/17/2013	1.000	1,081.65	0.00	1,132.73	51.08	0.00	51.08
MNST	MONSTER BEVERAGE CORP COM			305.000	19,405.73	0.00	22,319.41	2,913.68	0.00	2,913.68
MNST	MONSTER BEVERAGE CORP COM	3/6/2014	12/17/2013	305.000	19,405.73	0.00	22,319.41	2,913.68	0.00	2,913.68
PRGO	PERRIGO CO			45.000	6,844.08	0.00	6,752.25	-91.83	0.00	-91.83
PRGO	PERRIGO CO	10/7/2014	12/17/2013	45.000	6,844.08	0.00	6,752.25	-91.83	0.00	-91.83
V	VISA INC			42.000	7,857.39	0.00	9,571.29	1,057.59	656.31	1,713.90
V	VISA INC	1/23/2014	9/28/2012	7.000	938.90	0.00	1,595.21	0.00	656.31	656.31
V	VISA INC	1/23/2014	2/25/2013	10.000	1,594.56	0.00	2,278.88	684.32	0.00	684.32
V	VISA INC	1/23/2014	12/17/2013	25.000	5,323.93	0.00	5,697.20	373.27	0.00	373.27

Capital Gains Report

MONROE-SCHULER FOUNDATION (Account: 079-57431)

January 1, 2014 - December 31, 2014

Open Date	Close Date	Quantity	Description	Sale Price	Unit Cost	Total Proceeds	Total Cost	Gain or Loss
11/01/2011	01/02/2014	5,623.216	BERNSTEIN MULTI-MANAGER HEDGE	121.75	100.00	684,614.18	562,321.61	122,292.57
			SUBTOTAL FOR LONG-TERM			684,614.18	562,321.61	122,292.57
			TOTAL			\$684,614.18	\$562,321.61	\$122,292.57

LONG-TERM

** ACCOUNT TOTALS **

CURRENT PERIOD - G/L

\$122,292.57

LONG-TERM

\$122,292.57