



See a Social Security Number? Say Something!  
Report Privacy Problems to <https://public.resource.org/privacy>  
Or call the IRS Identity Theft Hotline at 1-800-908-4490



Form 990-PF

Department of the Treasury  
Internal Revenue Service

Return of Private Foundation

or Section 4947(a)(1) Trust Treated as Private Foundation

Do not enter social security numbers on this form as it may be made public.

Information about Form 990-PF and its instructions is at [www.irs.gov/form990pf](http://www.irs.gov/form990pf).

OMB No 1545-0052

2014

Open to Public Inspection

For calendar year 2014, or tax year beginning 01-01-2014 , and ending 12-31-2014

Name of foundation THE SHANA ALEXANDER CHARITABLE FNDTN		A Employer identification number 20-4227171	
Number and street (or P O box number if mail is not delivered to street address) c/o CHS BUSINESS 50 MONTROSE RD		B Telephone number (see instructions) (914) 961-1649	
City or town, state or province, country, and ZIP or foreign postal code YONKERS, NY 10710		C If exemption application is pending, check here <input type="checkbox"/>	
G Check all that apply <div><input type="checkbox"/> Initial return <input type="checkbox"/> Final return <input type="checkbox"/> Address change</div> <div><input type="checkbox"/> Initial return of a former public charity <input type="checkbox"/> Amended return <input type="checkbox"/> Name change</div>		D 1. Foreign organizations, check here <input type="checkbox"/> 2. Foreign organizations meeting the 85% test, check here and attach computation <input type="checkbox"/>	
H Check type of organization <input checked="" type="checkbox"/> Section 501(c)(3) exempt private foundation <input type="checkbox"/> Section 4947(a)(1) nonexempt charitable trust <input type="checkbox"/> Other taxable private foundation		E If private foundation status was terminated under section 507(b)(1)(A), check here <input type="checkbox"/>	
I Fair market value of all assets at end of year (from Part II, col. (c), line 16) \$ 3,866,186		F If the foundation is in a 60-month termination under section 507(b)(1)(B), check here <input type="checkbox"/>	
J Accounting method <input checked="" type="checkbox"/> Cash <input type="checkbox"/> Accrual <input type="checkbox"/> Other (specify) _____ (Part I, column (d) must be on cash basis.)			

Part I Analysis of Revenue and Expenses (The total of amounts in columns (b), (c), and (d) may not necessarily equal the amounts in column (a) (see instructions) )		(a) Revenue and expenses per books	(b) Net investment income	(c) Adjusted net income	(d) Disbursements for charitable purposes (cash basis only)
Revenue	1 Contributions, gifts, grants, etc , received (attach schedule) . . . . .				
	2 Check <input checked="" type="checkbox"/> if the foundation is <b>not</b> required to attach Sch B . . . . .				
	3 Interest on savings and temporary cash investments	50,941	50,941		
	4 Dividends and interest from securities. . . . .	40,341	40,341		
	5a Gross rents . . . . .				
	b Net rental income or (loss) _____				
	6a Net gain or (loss) from sale of assets not on line 10	115,591			
	b Gross sales price for all assets on line 6a 944,858				
	7 Capital gain net income (from Part IV, line 2) . . .		115,591		
	8 Net short-term capital gain . . . . .				
	9 Income modifications . . . . .				
	10a Gross sales less returns and allowances				
	b Less Cost of goods sold . . . . .				
	c Gross profit or (loss) (attach schedule) . . . . .				
	11 Other income (attach schedule) . . . . .	46,401	46,401		
	12 <b>Total.</b> Add lines 1 through 11 . . . . .	253,274	253,274		
Operating and Administrative Expenses	13 Compensation of officers, directors, trustees, etc	30,000	15,000		15,000
	14 Other employee salaries and wages . . . . .				
	15 Pension plans, employee benefits . . . . .				
	16a Legal fees (attach schedule) . . . . .				
	b Accounting fees (attach schedule) . . . . .	3,779	2,516		1,260
	c Other professional fees (attach schedule) . . . . .				
	17 Interest . . . . .				
	18 Taxes (attach schedule) (see instructions) . . .	8,047	832		
	19 Depreciation (attach schedule) and depletion . . .				
	20 Occupancy . . . . .				
	21 Travel, conferences, and meetings . . . . .				
	22 Printing and publications . . . . .				
	23 Other expenses (attach schedule) . . . . .	33,257	32,676		581
	24 <b>Total operating and administrative expenses.</b> Add lines 13 through 23 . . . . .	75,083	51,024		16,841
	25 Contributions, gifts, grants paid . . . . .	283,750			283,750
	26 <b>Total expenses and disbursements.</b> Add lines 24 and 25	358,833	51,024		300,591
	27 Subtract line 26 from line 12				
	a <b>Excess of revenue over expenses and disbursements</b>	-105,559			
	b <b>Net investment income</b> (if negative, enter -0-)		202,250		
	c <b>Adjusted net income</b> (if negative, enter -0-)				

Part II Balance Sheets		Attached schedules and amounts in the description column should be for end-of-year amounts only (See instructions )	Beginning of year	End of year	
			(a) Book Value	(b) Book Value	(c) Fair Market Value
Assets	1	Cash—non-interest-bearing . . . . .			
	2	Savings and temporary cash investments . . . . .	175,719	219,319	219,319
	3	Accounts receivable ▶ _____ Less allowance for doubtful accounts ▶ _____			
	4	Pledges receivable ▶ _____ Less allowance for doubtful accounts ▶ _____			
	5	Grants receivable . . . . .			
	6	Receivables due from officers, directors, trustees, and other disqualified persons (attach schedule) (see instructions) . . . . .			
	7	Other notes and loans receivable (attach schedule) ▶ _____ Less allowance for doubtful accounts ▶ _____			
	8	Inventories for sale or use . . . . .			
	9	Prepaid expenses and deferred charges . . . . .			
	10a	Investments—U S and state government obligations (attach schedule)			
	b	Investments—corporate stock (attach schedule) . . . . .	1,158,722	1,321,611	1,678,536
	c	Investments—corporate bonds (attach schedule). . . . .	1,780,766	1,468,718	1,468,755
	11	Investments—land, buildings, and equipment basis ▶ _____ Less accumulated depreciation (attach schedule) ▶ _____			
	12	Investments—mortgage loans . . . . .			
	13	Investments—other (attach schedule) . . . . .			
	14	Land, buildings, and equipment basis ▶ _____ Less accumulated depreciation (attach schedule) ▶ _____			
15	Other assets (describe ▶ _____)	499,576	499,576	499,576	
16	Total assets (to be completed by all filers—see the instructions Also, see page 1, item I)	3,614,783	3,509,224	3,866,186	
Liabilities	17	Accounts payable and accrued expenses . . . . .			
	18	Grants payable . . . . .			
	19	Deferred revenue . . . . .			
	20	Loans from officers, directors, trustees, and other disqualified persons			
	21	Mortgages and other notes payable (attach schedule) . . . . .			
	22	Other liabilities (describe ▶ _____)			
	23	Total liabilities (add lines 17 through 22) . . . . .		0	
Net Assets or Fund Balances	Foundations that follow SFAS 117, check here ▶ <input type="checkbox"/> and complete lines 24 through 26 and lines 30 and 31.				
	24	Unrestricted . . . . .			
	25	Temporarily restricted . . . . .			
	26	Permanently restricted . . . . .			
	Foundations that do not follow SFAS 117, check here ▶ <input checked="" type="checkbox"/> and complete lines 27 through 31.				
	27	Capital stock, trust principal, or current funds . . . . .	3,614,783	3,509,224	
	28	Paid-in or capital surplus, or land, bldg , and equipment fund			
	29	Retained earnings, accumulated income, endowment, or other funds			
30	Total net assets or fund balances (see instructions) . . . . .	3,614,783	3,509,224		
31	Total liabilities and net assets/fund balances (see instructions) . . .	3,614,783	3,509,224		

Part III Analysis of Changes in Net Assets or Fund Balances		
1	Total net assets or fund balances at beginning of year—Part II, column (a), line 30 (must agree with end-of-year figure reported on prior year’s return) . . . . .	1 3,614,783
2	Enter amount from Part I, line 27a . . . . .	2 -105,559
3	Other increases not included in line 2 (itemize) ▶ _____	3
4	Add lines 1, 2, and 3 . . . . .	4 3,509,224
5	Decreases not included in line 2 (itemize) ▶ _____	5
6	Total net assets or fund balances at end of year (line 4 minus line 5)—Part II, column (b), line 30 .	6 3,509,224

Part IV

Capital Gains and Losses for Tax on Investment Income

(a) List and describe the kind(s) of property sold (e g , real estate, 2-story brick warehouse, or common stock, 200 shs MLC Co )		(b) How acquired P—Purchase D—Donation	(c) Date acquired (mo , day, yr )	(d) Date sold (mo , day, yr )
1 a	BNY MELLON - PUBLICLY TRADED SECURITIES	P	2014-01-01	2014-12-31
b	BNY MELLON - PUBLICLY TRADED SECURITIES	P	2013-01-01	2014-12-31
c	BNY MELLON - CAPITAL GAIN DISTRIBUTION	P	2014-12-31	2014-12-31
d				
e				

(e) Gross sales price	(f) Depreciation allowed (or allowable)	(g) Cost or other basis plus expense of sale	(h) Gain or (loss) (e) plus (f) minus (g)
a 289,779		269,600	20,179
b 616,567		559,667	56,900
c 38,512			38,512
d			
e			

Complete only for assets showing gain in column (h) and owned by the foundation on 12/31/69			(I) Gains (Col (h) gain minus col (k), but not less than -0-) or Losses (from col (h))
(i) F M V as of 12/31/69	(j) Adjusted basis as of 12/31/69	(k) Excess of col (i) over col (j), if any	
a			20,179
b			56,900
c			38,512
d			
e			

2	Capital gain net income or (net capital loss)	{ If gain, also enter in Part I, line 7 If (loss), enter -0- in Part I, line 7 }	2	115,591
3	Net short-term capital gain or (loss) as defined in sections 1222(5) and (6)  If gain, also enter in Part I, line 8, column (c) (see instructions) If (loss), enter -0- in Part I, line 8 . . . . .	}	3	

Part V

Qualification Under Section 4940(e) for Reduced Tax on Net Investment Income

(For optional use by domestic private foundations subject to the section 4940(a) tax on net investment income )

If section 4940(d)(2) applies, leave this part blank

Was the foundation liable for the section 4942 tax on the distributable amount of any year in the base period? ☐ Yes ☒ No

If "Yes," the foundation does not qualify under section 4940(e) Do not complete this part

1 Enter the appropriate amount in each column for each year, see instructions before making any entries

(a) Base period years Calendar year (or tax year beginning in)	(b) Adjusted qualifying distributions	(c) Net value of noncharitable-use assets	(d) Distribution ratio (col (b) divided by col (c))
2013	354,626	3,920,858	0 09045
2012	379,894	4,013,078	0 09466
2011	522,801	4,202,662	0 12440
2010	498,582	4,536,694	0 10990
2009	409,526	4,869,615	0 08410

2	Total of line 1, column (d). . . . .	2	0 50351
3	Average distribution ratio for the 5-year base period—divide the total on line 2 by 5, or by the number of years the foundation has been in existence if less than 5 years . . . . .	3	0 10070
4	Enter the net value of noncharitable-use assets for 2014 from Part X, line 5. . . . .	4	3,995,038
5	Multiply line 4 by line 3. . . . .	5	402,304
6	Enter 1% of net investment income (1% of Part I, line 27b). . . . .	6	2,023
7	Add lines 5 and 6. . . . .	7	404,327
8	Enter qualifying distributions from Part XII, line 4. . . . .	8	300,591

If line 8 is equal to or greater than line 7, check the box in Part VI, line 1b, and complete that part using a 1% tax rate See  
the Part VI instructions

Part VIExcise Tax Based on Investment Income (Section 4940(a), 4940(b), 4940(e), or 4948—see page 18 of the instructions)

1a		Exempt operating foundations described in section 4940(d)(2), check here <input type="checkbox"/> and enter "N/A" on line 1			
b		Domestic foundations that meet the section 4940(e) requirements in Part V, check here <input type="checkbox"/> and enter 1% of Part I, line 27b . . . . .		1	4,045
c		All other domestic foundations enter 2% of line 27b. Exempt foreign organizations enter 4% of Part I, line 12, col. (b)			
2		Tax under section 511 (domestic section 4947(a)(1) trusts and taxable foundations only. Others enter -0-)		2	
3		Add lines 1 and 2. . . . .		3	4,045
4		Subtitle A (income) tax (domestic section 4947(a)(1) trusts and taxable foundations only. Others enter -0-)		4	
5		Tax based on investment income. Subtract line 4 from line 3. If zero or less, enter -0- . . . . .		5	4,045
6		Credits/Payments			
a	2014 estimated tax payments and 2013 overpayment credited to 2014	6a	5,000		
b	Exempt foreign organizations—tax withheld at source . . . . .	6b			
c	Tax paid with application for extension of time to file (Form 8868) . . . . .	6c			
d	Backup withholding erroneously withheld . . . . .	6d			
7		Total credits and payments. Add lines 6a through 6d. . . . .		7	5,000
8		Enter any penalty for underpayment of estimated tax. Check here <input checked="" type="checkbox"/> if Form 2220 is attached		8	18
9		Tax due. If the total of lines 5 and 8 is more than line 7, enter amount owed . . . . .		9	
10		Overpayment. If line 7 is more than the total of lines 5 and 8, enter the amount overpaid. . . . .		10	937
11		Enter the amount of line 10 to be Credited to 2015 estimated tax  937 Refunded		11	

Part VII-AStatements Regarding Activities

1a	During the tax year, did the foundation attempt to influence any national, state, or local legislation or did it participate or intervene in any political campaign? . . . . .	1a		Yes	No
b	Did it spend more than \$100 during the year (either directly or indirectly) for political purposes (see Instructions for definition)? . . . . . <i>If the answer is "Yes" to 1a or 1b, attach a detailed description of the activities and copies of any materials published or distributed by the foundation in connection with the activities.</i>	1b			No
c	Did the foundation file Form 1120-POL for this year? . . . . .	1c			No
d	Enter the amount (if any) of tax on political expenditures (section 4955) imposed during the year (1) On the foundation  \$ (2) On foundation managers  \$				
e	Enter the reimbursement (if any) paid by the foundation during the year for political expenditure tax imposed on foundation managers  \$				
2	Has the foundation engaged in any activities that have not previously been reported to the IRS? . . . . . <i>If "Yes," attach a detailed description of the activities.</i>	2			No
3	Has the foundation made any changes, not previously reported to the IRS, in its governing instrument, articles of incorporation, or bylaws, or other similar instruments? <i>If "Yes," attach a conformed copy of the changes</i> . . . . .	3			No
4a	Did the foundation have unrelated business gross income of \$1,000 or more during the year? . . . . .	4a			No
b	If "Yes," has it filed a tax return on Form 990-T for this year? . . . . .	4b			No
5	Was there a liquidation, termination, dissolution, or substantial contraction during the year? . . . . . <i>If "Yes," attach the statement required by General Instruction T.</i>	5			No
6	Are the requirements of section 508(e) (relating to sections 4941 through 4945) satisfied either • By language in the governing instrument, or • By state legislation that effectively amends the governing instrument so that no mandatory directions that conflict with the state law remain in the governing instrument? . . . . .	6		Yes	
7	Did the foundation have at least \$5,000 in assets at any time during the year? <i>If "Yes," complete Part II, col. (c), and Part XV.</i> . . . . .	7		Yes	
8a	Enter the states to which the foundation reports or with which it is registered (see instructions) NY				
b	If the answer is "Yes" to line 7, has the foundation furnished a copy of Form 990-PF to the Attorney General (or designate) of each state as required by General Instruction G? <i>If "No," attach explanation.</i>	8b		Yes	
9	Is the foundation claiming status as a private operating foundation within the meaning of section 4942(j)(3) or 4942(j)(5) for calendar year 2014 or the taxable year beginning in 2014 (see instructions for Part XIV)? <i>If "Yes," complete Part XIV</i> . . . . .	9			No
10	Did any persons become substantial contributors during the tax year? <i>If "Yes," attach a schedule listing their names and addresses.</i> . . . . .	10			No

Part VII-A

Statements Regarding Activities *(continued)*

11	At any time during the year, did the foundation, directly or indirectly, own a controlled entity within the meaning of section 512(b)(13)? If "Yes," attach schedule (see instructions).	11		No
12	Did the foundation make a distribution to a donor advised fund over which the foundation or a disqualified person had advisory privileges? If "Yes," attach statement (see instructions)	12		No
13	Did the foundation comply with the public inspection requirements for its annual returns and exemption application? Website address N/A	13	Yes	
14	The books are in care of CAROLYN SPECHT Telephone no (914) 961-1649 Located at 50 MONTROSE RD YONKERS NY ZIP+4 10710			
15	Section 4947(a)(1) nonexempt charitable trusts filing Form 990-PF in lieu of Form 1041 —Check here and enter the amount of tax-exempt interest received or accrued during the year.	15		
16	At any time during calendar year 2014, did the foundation have an interest in or a signature or other authority over a bank, securities, or other financial account in a foreign country? See instructions for exceptions and filing requirements for FinCEN Form 114, Report of Foreign Bank and Financial Accounts (FBAR) If "Yes", enter the name of the foreign country	16	Yes	No

Part VII-B

Statements Regarding Activities for Which Form 4720 May Be Required

File Form 4720 if any item is checked in the "Yes" column, unless an exception applies.			Yes	No
1a	During the year did the foundation (either directly or indirectly) (1) Engage in the sale or exchange, or leasing of property with a disqualified person? Yes No (2) Borrow money from, lend money to, or otherwise extend credit to (or accept it from) a disqualified person? Yes No (3) Furnish goods, services, or facilities to (or accept them from) a disqualified person? Yes No (4) Pay compensation to, or pay or reimburse the expenses of, a disqualified person? Yes No (5) Transfer any income or assets to a disqualified person (or make any of either available for the benefit or use of a disqualified person)? Yes No (6) Agree to pay money or property to a government official? (Exception. Check "No" if the foundation agreed to make a grant to or to employ the official for a period after termination of government service, if terminating within 90 days ). Yes No			
b	If any answer is "Yes" to 1a(1)–(6), did any of the acts fail to qualify under the exceptions described in Regulations section 53.4941(d)-3 or in a current notice regarding disaster assistance (see instructions)? Organizations relying on a current notice regarding disaster assistance check here.	1b		No
c	Did the foundation engage in a prior year in any of the acts described in 1a, other than excepted acts, that were not corrected before the first day of the tax year beginning in 2014?	1c		No
2	Taxes on failure to distribute income (section 4942) (does not apply for years the foundation was a private operating foundation defined in section 4942(j)(3) or 4942(j)(5))			
a	At the end of tax year 2014, did the foundation have any undistributed income (lines 6d and 6e, Part XIII) for tax year(s) beginning before 2014? If "Yes," list the years 20 , 20 , 20 , 20 Yes No			
b	Are there any years listed in 2a for which the foundation is not applying the provisions of section 4942(a)(2) (relating to incorrect valuation of assets) to the year's undistributed income? (If applying section 4942(a)(2) to all years listed, answer "No" and attach statement—see instructions ).	2b		No
c	If the provisions of section 4942(a)(2) are being applied to any of the years listed in 2a, list the years here 20 , 20 , 20 , 20			
3a	Did the foundation hold more than a 2% direct or indirect interest in any business enterprise at any time during the year? Yes No			
b	If "Yes," did it have excess business holdings in 2014 as a result of (1) any purchase by the foundation or disqualified persons after May 26, 1969, (2) the lapse of the 5-year period (or longer period approved by the Commissioner under section 4943(c)(7)) to dispose of holdings acquired by gift or bequest, or (3) the lapse of the 10-, 15-, or 20-year first phase holding period? (Use Schedule C, Form 4720, to determine if the foundation had excess business holdings in 2014.).	3b		No
4a	Did the foundation invest during the year any amount in a manner that would jeopardize its charitable purposes?	4a		No
b	Did the foundation make any investment in a prior year (but after December 31, 1969) that could jeopardize its charitable purpose that had not been removed from jeopardy before the first day of the tax year beginning in 2014?	4b		No

Part VII-B

Statements Regarding Activities for Which Form 4720 May Be Required (continued)

5a	During the year did the foundation pay or incur any amount to			
	(1) Carry on propaganda, or otherwise attempt to influence legislation (section 4945(e))?	<input type="checkbox"/> Yes	<input checked="" type="checkbox"/> No	
	(2) Influence the outcome of any specific public election (see section 4955), or to carry on, directly or indirectly, any voter registration drive?	<input type="checkbox"/> Yes	<input checked="" type="checkbox"/> No	
	(3) Provide a grant to an individual for travel, study, or other similar purposes?	<input type="checkbox"/> Yes	<input checked="" type="checkbox"/> No	
	(4) Provide a grant to an organization other than a charitable, etc , organization described in section 4945(d)(4)(A)? (see instructions).	<input type="checkbox"/> Yes	<input checked="" type="checkbox"/> No	
	(5) Provide for any purpose other than religious, charitable, scientific, literary, or educational purposes, or for the prevention of cruelty to children or animals?	<input type="checkbox"/> Yes	<input checked="" type="checkbox"/> No	
b	If any answer is "Yes" to 5a(1)–(5), did <b>any</b> of the transactions fail to qualify under the exceptions described in Regulations section 53.4945 or in a current notice regarding disaster assistance (see instructions)?	5b		No
	Organizations relying on a current notice regarding disaster assistance check here.			
c	If the answer is "Yes" to question 5a(4), does the foundation claim exemption from the tax because it maintained expenditure responsibility for the grant?			
	If "Yes," attach the statement required by Regulations section 53.4945–5(d).			
6a	Did the foundation, during the year, receive any funds, directly or indirectly, to pay premiums on a personal benefit contract?			
b	Did the foundation, during the year, pay premiums, directly or indirectly, on a personal benefit contract?	6b		No
	If "Yes" to 6b, file Form 8870.			
7a	At any time during the tax year, was the foundation a party to a prohibited tax shelter transaction?			
b	If yes, did the foundation receive any proceeds or have any net income attributable to the transaction?	7b		No

Part VIII

Information About Officers, Directors, Trustees, Foundation Managers, Highly Paid Employees, and Contractors

1 List all officers, directors, trustees, foundation managers and their compensation (see instructions).				
(a) Name and address	(b) Title, and average hours per week devoted to position	(c) Compensation (If not paid, enter -0-)	(d) Contributions to employee benefit plans and deferred compensation	(e) Expense account, other allowances
LISA ALTER	President	15,000		
252 SEVENTH AVE STE 3F NEW YORK, NY 10001	10 00			
ELEANORA KENNEDY	Secretary	15,000		
252 SEVENTH AVE STE 3F NEW YORK, NY 10001	10 00			
MICHAEL FEINSTEIN	Vice President	0		
252 SEVENTH AVE STE 3F NEW YORK, NY 10001	0 00			
2 Compensation of five highest-paid employees (other than those included on line 1—see instructions). If none, enter "NONE."				
(a) Name and address of each employee paid more than \$50,000	(b) Title, and average hours per week devoted to position	(c) Compensation	(d) Contributions to employee benefit plans and deferred compensation	(e) Expense account, other allowances
NONE				
Total number of other employees paid over \$50,000.				

Part VIII

Information About Officers, Directors, Trustees, Foundation Managers, Highly Paid Employees, and Contractors (continued)

3 Five highest-paid independent contractors for professional services (see instructions). If none, enter "NONE".		
(a) Name and address of each person paid more than \$50,000	(b) Type of service	(c) Compensation
NONE		
Total number of others receiving over \$50,000 for professional services. . . . .		

Part IX-A

Summary of Direct Charitable Activities

List the foundation's four largest direct charitable activities during the tax year. Include relevant statistical information such as the number of organizations and other beneficiaries served, conferences convened, research papers produced, etc	Expenses
1	
2	
3	
4	

Part IX-B

Summary of Program-Related Investments (see instructions)

Describe the two largest program-related investments made by the foundation during the tax year on lines 1 and 2	Amount
1	
2	
All other program-related investments. See instructions.	
3	
Total. Add lines 1 through 3. . . . .	

Part X

Minimum Investment Return (All domestic foundations must complete this part. Foreign foundations, see instructions.)

1	Fair market value of assets not used (or held for use) directly in carrying out charitable, etc , purposes		
a	Average monthly fair market value of securities. . . . .	1a	3,382,555
b	Average of monthly cash balances. . . . .	1b	173,745
c	Fair market value of all other assets (see instructions). . . . .	1c	499,576
d	Total (add lines 1a, b, and c). . . . .	1d	4,055,876
e	Reduction claimed for blockage or other factors reported on lines 1a and 1c (attach detailed explanation). . . . .	1e	0
2	Acquisition indebtedness applicable to line 1 assets. . . . .	2	
3	Subtract line 2 from line 1d. . . . .	3	4,055,876
4	Cash deemed held for charitable activities Enter 1 1/2% of line 3 (for greater amount, see instructions). . . . .	4	60,838
5	Net value of noncharitable-use assets. Subtract line 4 from line 3 Enter here and on Part V, line 4	5	3,995,038
6	Minimum investment return. Enter 5% of line 5. . . . .	6	199,752

Part XI

Distributable Amount (see instructions) (Section 4942(j)(3) and (j)(5) private operating foundations and certain foreign organizations check here ☐ and do not complete this part.)

1	Minimum investment return from Part X, line 6. . . . .	1	199,752
2a	Tax on investment income for 2014 from Part VI, line 5. . . . .	2a	4,045
b	Income tax for 2014 (This does not include the tax from Part VI ). . . . .	2b	
c	Add lines 2a and 2b. . . . .	2c	4,045
3	Distributable amount before adjustments Subtract line 2c from line 1. . . . .	3	195,707
4	Recoveries of amounts treated as qualifying distributions. . . . .	4	
5	Add lines 3 and 4. . . . .	5	195,707
6	Deduction from distributable amount (see instructions). . . . .	6	
7	Distributable amount as adjusted Subtract line 6 from line 5 Enter here and on Part XIII, line 1. . . . .	7	195,707

Part XII

Qualifying Distributions (see instructions)

1	Amounts paid (including administrative expenses) to accomplish charitable, etc , purposes		
a	Expenses, contributions, gifts, etc —total from Part I, column (d), line 26. . . . .	1a	300,591
b	Program-related investments—total from Part IX-B. . . . .	1b	
2	Amounts paid to acquire assets used (or held for use) directly in carrying out charitable, etc , purposes. . . . .	2	
3	Amounts set aside for specific charitable projects that satisfy the		
a	Suitability test (prior IRS approval required). . . . .	3a	
b	Cash distribution test (attach the required schedule). . . . .	3b	
4	Qualifying distributions. Add lines 1a through 3b Enter here and on Part V, line 8, and Part XIII, line 4	4	300,591
5	Foundations that qualify under section 4940(e) for the reduced rate of tax on net investment income Enter 1% of Part I, line 27b (see instructions). . . . .	5	
6	Adjusted qualifying distributions. Subtract line 5 from line 4. . . . .	6	300,591

Note: The amount on line 6 will be used in Part V, column (b), in subsequent years when calculating whether the foundation qualifies for the section 4940(e) reduction of tax in those years

Part XIII

Undistributed Income (see instructions)

	(a) Corpus	(b) Years prior to 2013	(c) 2013	(d) 2014
1 Distributable amount for 2014 from Part XI, line 7				195,707
2 Undistributed income, if any, as of the end of 2014				
a Enter amount for 2013 only. . . . .				
b Total for prior years 20____, 20____, 20____				
3 Excess distributions carryover, if any, to 2014				
a From 2009. . . . .	166,971			
b From 2010. . . . .	248,989			
c From 2011. . . . .	314,902			
d From 2012. . . . .	183,378			
e From 2013. . . . .	163,466			
f Total of lines 3a through e. . . . .	1,077,706			
4 Qualifying distributions for 2014 from Part XII, line 4 ▶ \$ 300,591				
a Applied to 2013, but not more than line 2a				
b Applied to undistributed income of prior years (Election required—see instructions). . . . .				
c Treated as distributions out of corpus (Election required—see instructions). . . . .	0			
d Applied to 2014 distributable amount. . . . .				195,707
e Remaining amount distributed out of corpus	104,884			
5 Excess distributions carryover applied to 2014 (If an amount appears in column (d), the same amount must be shown in column (a).)				
6 Enter the net total of each column as indicated below:				
a Corpus Add lines 3f, 4c, and 4e Subtract line 5	1,182,590			
b Prior years' undistributed income Subtract line 4b from line 2b. . . . .				
c Enter the amount of prior years' undistributed income for which a notice of deficiency has been issued, or on which the section 4942(a) tax has been previously assessed. . . . .				
d Subtract line 6c from line 6b Taxable amount—see instructions . . . . .				
e Undistributed income for 2013 Subtract line 4a from line 2a Taxable amount—see instructions . . . . .				
f Undistributed income for 2014 Subtract lines 4d and 5 from line 1 This amount must be distributed in 2015 . . . . .				0
7 Amounts treated as distributions out of corpus to satisfy requirements imposed by section 170(b)(1)(F) or 4942(g)(3) (Election may be required - see instructions) . . . . .				
8 Excess distributions carryover from 2009 not applied on line 5 or line 7 (see instructions) . . .	166,971			
9 Excess distributions carryover to 2015. Subtract lines 7 and 8 from line 6a . . . . .	1,015,619			
10 Analysis of line 9				
a Excess from 2010. . . .	248,989			
b Excess from 2011. . . .	314,902			
c Excess from 2012. . . .	183,378			
d Excess from 2013. . . .	163,466			
e Excess from 2014. . . .	104,884			

## Part XIV

\_\_\_\_\_

4942(j)(3) or 4942(j)(5)

3

## Part XV

## 1

## 2

[illegible]

Part XV

Supplementary Information (continued)

3 Grants and Contributions Paid During the Year or Approved for Future Payment

Recipient	If recipient is an individual, show any relationship to any foundation manager or substantial contributor	Foundation status of recipient	Purpose of grant or contribution	Amount
Name and address (home or business)				
a Paid during the year See Additional Data Table				
Total . . . . .			3a	283,750
b Approved for future payment				
Total . . . . .			3b	

Enter gross amounts unless otherwise indicated

Part XVI-B Relationship of Activities to the Accomplishment of Exempt Purposes	
1	2
3	4
5	6
7	8
9	10
11	12
13	14
15	16
17	18
19	20
21	22
23	24
25	26
27	28
29	30
31	32
33	34
35	36
37	38
39	40
41	42
43	44
45	46
47	48
49	50
51	52
53	54
55	56
57	58
59	60
61	62
63	64
65	66
67	68
69	70
71	72
73	74
75	76
77	78
79	80
81	82
83	84
85	86
87	88
89	90
91	92
93	94
95	96
97	98
99	100

Form **990-PF** (2014)

## Part XVII

<b>1</b> Did the organization directly or indirectly engage in any of the following with any other organization described in section 501(c) of the Code (other than section 501(c)(3) organizations) or in section 527, relating to political organizations?		<b>Yes</b>	<b>No</b>
<b>a</b> Transfers from the reporting foundation to a noncharitable exempt organization of			
<b>(1)</b> Cash. . . . .	<b>1a(1)</b>		<b>No</b>
<b>(2)</b> Other assets. . . . .	<b>1a(2)</b>		<b>No</b>
<b>b</b> Other transactions			
<b>(1)</b> Sales of assets to a noncharitable exempt organization. . . . .	<b>1b(1)</b>		<b>No</b>
<b>(2)</b> Purchases of assets from a noncharitable exempt organization. . . . .	<b>1b(2)</b>		<b>No</b>
<b>(3)</b> Rental of facilities, equipment, or other assets. . . . .	<b>1b(3)</b>		<b>No</b>
<b>(4)</b> Reimbursement arrangements. . . . .	<b>1b(4)</b>		<b>No</b>
<b>(5)</b> Loans or loan guarantees. . . . .	<b>1b(5)</b>		<b>No</b>
<b>(6)</b> Performance of services or membership or fundraising solicitations. . . . .	<b>1b(6)</b>		<b>No</b>
<b>c</b> Sharing of facilities, equipment, mailing lists, other assets, or paid employees. . . . .	<b>1c</b>		<b>No</b>

[illegible]

**2a** Is the foundation directly or indirectly affiliated with, or related to, one or more tax-exempt organizations described in section 501(c) of the Code (other than section 501(c)(3)) or in section 527? . . . . . ☐ Yes ☒ No


**b** If "Yes," complete the following schedule

(a) Name of organization	(b) Type of organization	(c) Description of relationship


<b>Sign Here</b>	Under penalties of perjury, I declare that I have examined this return, including accompanying schedules and statements, and to the best of my knowledge and belief, it is true, correct, and complete. Declaration of preparer (other than taxpayer) is based on all information of which preparer has any knowledge.		
	***** _____ Signature of officer or trustee	2015-11-04 _____ Date	***** _____ Title
	<div style="border: 1px solid black; padding: 5px; display: inline-block;">           May the IRS discuss this return with the preparer shown below (see instr )? <input checked="" type="checkbox"/> <b>Yes</b> <input type="checkbox"/> <b>No</b> </div>		

<b>Paid Preparer Use Only</b>	Print/Type preparer's name CAROLYN SPECHT	Preparer's Signature	Date	Check if self-employed <input checked="checked" type="checkbox"/>	PTIN P01305374
	Firm's name <input checked="checked" type="checkbox"/> Carolyn H Specht CPA PLLC			Firm's EIN <input checked="checked" type="checkbox"/>	
	Firm's address <input checked="checked" type="checkbox"/> 50 Montrose Rd Yonkers, NY 10710			Phone no (914) 961-1649	


Form 990PF Part XV Line 3 - Grants and Contributions Paid During the Year or Approved for Future Payment

Recipient	If recipient is an individual, show any relationship to any foundation manager or substantial contributor	Foundation status of recipient	Purpose of grant or contribution	Amount
Name and address (home or business)				
<b>a</b> Paid during the year				
BREAST CANCER RES FOUND 459 COLUMBUS AVE SUITE 151 NEW YORK,NY 10024	NONE	PC	UNRESTRICTED GRANT FOR DONEES EXEMPT PURPOSE	5,000
E HAMPTON ARTISTS-WRITERS ANU C/O LEIF HOPE 27 RACE LANE EAST HAMPTON,NY 11937	NONE	PC	UNRESTRICTED GRANT FOR DONEES EXEMPT PURPOSE	5,000
MADRE 121 WEST 27 STREET ROOM 301 NEW YORK,NY 10001	NONE	PC	UNRESTRICTED GRANT FOR DONEES EXEMPT PURPOSE	10,000
CENTRAL PARK CONSERVANCY 14 EAST 60 STREET NEW YORK,NY 10022	NONE	PC	UNRESTRICTED GRANT FOR DONEES EXEMPT PURPOSE	13,000
EQUALITY NOW 250 WEST 57 ST 1527 NEW YORK,NY 10107	NONE	PC	UNRESTRICTED GRANT FOR DONEES EXEMPT PURPOSE	25,000
GIRLS LEARN 252 SEVENTH AVE SUITE 3F NEW YORK,NY 10001	NONE	PC	UNRESTRICTED GRANT FOR DONEES EXEMPT PURPOSE	25,000
ANNIE TINKER ASSOC FOR WOMAN 12 WEST 11th STREET NEW YORK,NY 10011	NONE	PC	UNRESTRICTED GRANT FOR DONEES EXEMPT PURPOSE	2,500
US FUND FOR UNICEF 333 EAST 38TH STREET 6th FLOOR NEW YORK,NY 10016	NONE	PC	UNRESTRICTED GRANT FOR DONEES EXEMPT PURPOSE	5,000
WORLDWIDE ORPHAN FOUNDATION 511 VALLEY ST 2ND FL MAPLEWOOD,NJ 07041	NONE	PC	UNRESTRICTED GRANT FOR DONEES EXEMPT PURPOSE	15,000
HOPE FOR DEPRESSION RESEARCH 667 MADISON AVE 2ND FL NEW YORK,NY 10021	NONE	PC	UNRESTRICTED GRANT FOR DONEES EXEMPT PURPOSE	1,000
MEMORIAL SLOAN KETTERING CANCER CEN 1233 YORK AVE NEW YORK,NY 10021	NONE	PC	UNRESTRICTED GRANT FOR DONEES EXEMPT PURPOSE	26,750
COLUMBIA UNIVERSITY 1130 AMSTERDAM AVENUE NEW YORK,NY 10027	NONE	PC	UNRESTRICTED GRANT FOR DONEES EXEMPT PURPOSE	15,000
CITY HARVEST 575 EIGHTH AVE 4TH FL NEW YORK,NY 10018	NONE	PC	UNRESTRICTED GRANT FOR DONEES EXEMPT PURPOSE	5,000
THE THOMAS G LABRECQUE FOUNDATION 1325 AVE OF THE AMERICAS NEW YORK,NY 10019	NONE	PC	UNRESTRICTED GRANT FOR DONEES EXEMPT PURPOSE	1,500
PERLMAN MUSIC SCHOOL 19 WEST 69TH ST STE 304 NEW YORK,NY 10023	NONE	PC	UNRESTRICTED GRANT FOR DONEES EXEMPT PURPOSE	5,000
<b>Total . . . . .</b>  <b>3a</b>				283,750

Form 990PF Part XV Line 3 - Grants and Contributions Paid During the Year or Approved for Future Payment

Recipient	If recipient is an individual, show any relationship to any foundation manager or substantial contributor	Foundation status of recipient	Purpose of grant or contribution	Amount
Name and address (home or business)				
<b>a</b> <i>Paid during the year</i>				
PASCAL RIOULT DANCE THEATRE 246 WEST 38TH 8TH FL NEWYORK,NY 10018	NONE	PC	UNRESTRICTED GRANT FOR DONEES EXEMPT PURPOSE	5,000
FEMINIST MAJORITY FOUNDATION 433 SOUTH EVERLY DRIVE BEVERLY HILLS,CA 90212	NONE	PC	UNRESTRICTED GRANT FOR DONEES EXEMPT PURPOSE	25,000
NATIONAL AUDUBON SOCIETY 225 VARRICK ST 7TH FL NEWYORK,NY 10014	NONE	PC	UNRESTRICTED GRANT FOR DONEES EXEMPT PURPOSE	1,000
PEN AMERICAN CENTER 588 BROADWAY STE 303 NEWYORK,NY 10012	NONE	PC	UNRESTRICTED GRANT FOR DONEES EXEMPT PURPOSE	2,500
SHEPARDS HOPE RESCUE 150 CENTRAL PARK SOUTH NEWYORK,NY 10019	NONE	PC	UNRESTRICTED GRANT FOR DONEES EXEMPT PURPOSE	2,500
WOMENS CAMPAIGN SCHOOL INC PO BOX 1194 NEW CANAAN,CT 06840	NONE	PC	UNRESTRICTED GRANT FOR DONEES EXEMPT PURPOSE	10,000
ELIEZER INC 279 CROWN ST NEW HAVEN,CT 06511	NONE	PC	UNRESTRICTED GRANT FOR DONEES EXEMPT PURPOSE	10,000
THE SOCIETY OF THE FOUR ARTS 2 FOUR ARTS PLAZA PALM BEACH,FL 33480	NONE	PC	UNRESTRICTED GRANT FOR DONEES EXEMPT PURPOSE	7,500
MUSEUM OF THE CITY OF NY 1220 5th AVE NEWYORK,NY 10029	NONE	PC	UNRESTRICTED GRANT FOR DONEES EXEMPT PURPOSE	1,000
PLANNED PARENTHOOD 247-249 NORTH AVE NEW ROCHELLE,NY 10801	NONE	PC	UNRESTRICTED GRANT FOR DONEES EXEMPT PURPOSE	2,500
ALZHEIMER'S FUNDTN 322 8th AVE 7th FL NEWYORK,NY 10001	NONE	PC	UNRESTRICTED GRANT FOR DONEES EXEMPT PURPOSE	5,000
AMERICAN HEART ASSOCIATION 7272 GREENVILLE AVE DALLAS,TX 75231	NONE	PC	UNRESTRICTED GRANT FOR DONEES EXEMPT PURPOSE	1,000
FIT FOUNDATION 227 WEST 27TH NEWYORK,NY 10001	NONE	PC	UNRESTRICTED GRANT FOR DONEES EXEMPT PURPOSE	11,000
FUND FOR THE AGED 120 WEST 106 ST 3RD NEWYORK,NY 10025	NONE	PC	UNRESTRICTED GRANT FOR DONEES EXEMPT PURPOSE	10,000
GUILD HALL OF EAST HAMPTON 158 MAIN ST EAST HAMPTON,NY 11937	NONE	PC	UNRESTRICTED GRANT FOR DONEES EXEMPT PURPOSE	5,000
<b>Total . . . . .</b>  <b>3a</b>				283,750

Form 990PF Part XV Line 3 - Grants and Contributions Paid During the Year or Approved for Future Payment

Recipient	If recipient is an individual, show any relationship to any foundation manager or substantial contributor	Foundation status of recipient	Purpose of grant or contribution	Amount
Name and address (home or business)				
<b>a</b> <i>Paid during the year</i>				
LENOX HILL NEIGHBORHOOD 331 EAST 70TH ST NEWYORK,NY 10021	NONE	PC	UNRESTRICTED GRANT FOR DONEES EXEMPT PURPOSE	1,500
NYU MEDICAL CENTER 1 PARK AVE 17TH FL NEWYORK,NY 10016	NONE	PC	UNRESTRICTED GRANT FOR DONEES EXEMPT PURPOSE	2,500
THE ACTORS FUND 729 7TH AVE 10TH FL NEWYORK,NY 10102	NONE	PC	UNRESTRICTED GRANT FOR DONEES EXEMPT PURPOSE	2,500
THE DENAN PROJECT PO BOX 543 WOODBURY,CT 06798	NONE	PC	UNRESTRICTED GRANT FOR DONEES EXEMPT PURPOSE	2,500
URBAN JUSTICE CENTER 123 WILLIAM ST 16TH FL NEWYORK,NY 10038	NONE	PC	UNRESTRICTED GRANT FOR DONEES EXEMPT PURPOSE	5,000
WAINSCOTT WINDMILL FUND 10 MAXFIELD ST WEST ROXBURY,MA 02132	NONE	PC	UNRESTRICTED GRANT FOR DONEES EXEMPT PURPOSE	1,000
BRITISH SCHOOLS UNIV FOUNDATION INC 575 MADISON AVE STE 1006 NEWYORK,NY 10022	NONE	PC	UNRESTRICTED GRANT FOR DONEES EXEMPT PURPOSE	10,000
<b>Total . . . . .</b>  <b>3a</b>				283,750

## TY 2014 Accounting Fees Schedule

**Name:** THE SHANA ALEXANDER CHARITABLE FNDT N

**EIN:** 20-4227171

**Software ID:** 14000265

**Software Version:** 2014v5.0

Category	Amount	Net Investment Income	Adjusted Net Income	Disbursements for Charitable Purposes
CHS BUSINESS CONSULTANTS,	3,779	2,516	0	1,260

TY 2014 Other Assets Schedule

**Name:** THE SHANA ALEXANDER CHARITABLE FNDT N

**EIN:** 20-4227171

**Software ID:** 14000265

**Software Version:** 2014v5.0

Description	Beginning of Year - Book Value	End of Year - Book Value	End of Year - Fair Market Value
LITERARY COPYRIGHTS	499,576	499,576	499,576

**TY 2014 Other Expenses Schedule****Name:** THE SHANA ALEXANDER CHARITABLE FNDTN**EIN:** 20-4227171**Software ID:** 14000265**Software Version:** 2014v5.0

Description	Revenue and Expenses per Books	Net Investment Income	Adjusted Net Income	Disbursements for Charitable Purposes
BANK SERVICE CHARGES	120			120
INVESTMENT EXPENSE	32,676	32,676		
OFFICE SUPPLIES	461			461

TY 2014 Other Income Schedule

**Name:** THE SHANA ALEXANDER CHARITABLE FNDTN

**EIN:** 20-4227171

**Software ID:** 14000265

**Software Version:** 2014v5.0

Description	Revenue And Expenses Per Books	Net Investment Income	Adjusted Net Income
BOOK AND MUSIC ROYALTY	46,401	46,401	

**TY 2014 Taxes Schedule****Name:** THE SHANA ALEXANDER CHARITABLE FNDTN**EIN:** 20-4227171**Software ID:** 14000265**Software Version:** 2014v5.0

Category	Amount	Net Investment Income	Adjusted Net Income	Disbursements for Charitable Purposes
FEDERAL EXCISE TAX	7,215			
FOREIGN TAXES	832	832		

# Asset detail

## Cash and cash equivalents

	Description	Market value	Tax cost	Unrealized gain (or loss)	Estimated annual income	Current yield	Pct of holdings
211,003.53	CRA (BNY Mellon, N.A., Member FDIC) (Principal Holding)	\$ 211,003.53	\$ 211,003.53		\$ 0.00	0.0%	6.3%
	Principal Cash	-282,758.32					
	Income Cash	282,758.32					
Total cash and cash equivalents		\$ 211,003.53	\$ 211,003.53	\$ 0.00	\$ 0.00		6.3%

## Fixed income

### Taxable

#### Individual securities Treasury

Shares/par value	Description	Market price	Market value	Tax cost	Unrealized gain (or loss)	Estimated annual income	Current yield	Pct of holdings
100,000	United States Treasury Note DTD 7/31/2010 1.75% 7/31/2015 Moody's: AAA S&P: AA+	\$ 100.9180	\$ 100,918.00	\$ 99,425.27	\$ 1,492.73	\$ 1,750.00	1.7%	3.0%
100,000	United States Treasury Note DTD 1/31/2011 2% 1/31/2016 Moody's: AAA S&P: AA+	101.7310	101,731.00	105,148.57	-3,387.57	2,000.00	2.0	3.0
25,000	United States Treasury Note DTD 5/15/2006 5.125% 5/15/2016 Moody's: AAA S&P: AA+	106.4060	26,601.50	27,537.21	-935.71	1,231.25	4.5	0.9
20,436.50	US Treasury Inflation Indexed Bond DTD 1/15/2007 2.375% 1/15/2017 Moody's: AAA S&P: AA-	104.9140	30,653.01	31,172.74	-289.73	609.12	2.3	0.9
80,000	United States Treasury Note DTD 7/31/2010 2.375% 7/31/2017 Moody's: AAA S&P: AA-	103.6330	82,906.49	83,811.21	-904.34	1,900.00	2.3	2.5
55,000	United States Treasury Note DTD 3/31/2011 2.875% 3/31/2016 Moody's: AAA S&P: AA-	105.2040	57,861.65	58,726.75	-865.10	1,531.25	2.7	1.7

**Fixed income****Taxable****Individual securities Treasury  
continued**

Shares/par value	Description	Market price	Market value	Tax cost	Unrealized gain (or loss)	Estimated annual income	Current yield	Pct of holdings
27,528.75	US Treasury Inflation Indexed Bond DTD 7/15/2008 1.375% 7/15/2018 Moody's: AAA S&P: AA+	104.7420	28,834.16	27,335.54	1,498.62	378.52	1.3	0.9
65,000	United States Treasury Note DTD 5/15/2009 3.125% 5/15/2019 Moody's: AAA S&P: AA+	106.6020	69,291.30	72,053.39	-2,762.09	2,031.25	2.9	2.1
16,471.05	U S Treasury Inflation Indexed Bond DTD 1/15/2010 1.375% 1/15/2020 Moody's: AAA S&P: AA+	104.9610	17,288.18	16,801.79	486.39	226.48	1.3	0.5
100,000	United States Treasury Note DTD 11/15/2010 2.625% 11/15/2020 Moody's: AAA S&P: AA+	104.3830	104,383.00	95,822.83	8,560.17	2,625.00	2.5	3.1
75,000	United States Treasury Note DTD 8/15/2011 2.125% 8/15/2021 Moody's: AAA S&P: AA+	101.1800	75,885.00	77,450.50	-1,565.50	1,593.75	2.1	2.3
25,000	United States Treasury Note DTD 5/15/2012 1.75% 5/15/2022 Moody's: AAA S&P: AA+	98.3050	24,576.25	25,536.23	-959.98	437.50	1.8	0.7

**Individual securities Government related**

Shares/par value	Description	Market price	Market value	Tax cost	Unrealized gain (or loss)	Estimated annual income	Current yield	Pct of holdings
50,000	Federal Home Loan Mortgage Corp DTD 1/7/2010 2.875% 2/9/2015 Moody's: AAA S&P: AA+	\$ 100.2210	\$ 50,110.50	\$ 53,224.20	\$ -3,113.70	\$ 1,437.50	2.9%	1.5%
50,000	Federal Natl Mtg Assn DTD 9/12/2005 4.375% 10/15/2015 Moody's: AAA S&P: AA+	103.2390	51,619.50	54,572.70	-2,953.20	2,187.50	4.2	1.5
50,000	Federal Home Loan Bank DTD 5/4/2012 1% 6/21/2017 Moody's: AAA S&P: AA+	100.0920	50,041.00	50,479.10	-438.10	500.00	1.0	1.5



## Individual securities Corporate

Share/par value	Description	Market price	Market value	Tax cost	Unrealized gain (or loss)	Estimated annual income	Current yield	Pct of holdings
25,000	Shall International Fin DTD 6/28/2010 3.1% 6/28/2015 Moody's: AA1 S&P: AA	\$ 101.2670	\$ 25,316.75	\$ 25,530.25	\$ -213.50	\$ 775.00	3.1%	0.8%
25,000	HSBC Finance Corp DTD 6/27/2005 5% 6/30/2015 Moody's: BAA1 S&P: A	102.0160	25,504.50	21,522.50	3,982.00	1,250.00	4.9	0.8
25,000	Westpac Banking Corporation DTD 9/25/2012 1.125% 9/25/2015 Moody's: AA2 S&P: AA-	100.5330	25,134.50	25,003.75	130.75	231.25	1.1	0.8
25,000	Goldman Sachs Group Inc DTD 2/7/2011 3.625% 2/7/2016 Moody's: BAA1 S&P: A-	102.0060	25,551.50	25,345.25	-193.75	906.25	3.5	0.8
25,000	Barclays Bank PLC DTD 9/22/2009 5% 9/22/2016 Moody's: A2 S&P: A	105.5600	26,540.00	27,198.50	-658.50	1,250.00	4.7	0.9
25,000	Nova Scotia Province DTD 1/26/2007 5.125% 1/26/2017 Moody's: AA2 S&P: A+	105.5550	27,142.25	29,214.50	-2,072.25	1,251.25	4.7	0.8
30,000	Astrazenca PLC DTD 9/12/2007 5.9% 9/15/2017 Moody's: A2 S&P: AA-	112.1240	33,637.20	34,175.00	-537.80	1,770.00	5.3	1.0
25,000	General Elec Cap Corp DTD 9/24/2007 5.625% 9/15/2017 Moody's: A1 S&P: AA+	111.0050	27,751.25	23,270.35	4,480.90	1,466.25	5.1	0.9
25,000	John Deere Capital Corp DTD 9/16/2010 2.8% 9/16/2017 Moody's: A2 S&P: A	103.9160	25,979.60	27,117.50	-1,137.90	760.00	2.7	0.8
25,000	Intel Corp DTD 12/11/2012 1.35% 12/15/2017 Moody's: A1 S&P: A	103.5510	25,887.50	26,091.75	-204.25	837.50	1.1	0.7
25,000	United Corp DTD 1/10/2008 5.75% 1/15/2010 Moody's: A2 S&P: A	111.9120	28,000.00	27,000.00	1,000.00	1,000.00	1.1	0.7

Individual securities Corporate  
continued

Shares/par value	Description	Market price	Market value	Tax cost	Unrealized gain (or loss)	Estimated annual income	Current yield	Pct of holdings
30,000	Pfizer Inc DTD 3/24/2009 6.2% 3/15/2019 Moody's: A1 S&P: AA	116.3390	34,901.70	34,589.10	312.60	1,860.00	5.3	1.0
25,000	Ontario (Province Of) DTD 10/7/2009 4% 10/7/2019 Moody's: AA2 S&P: AA-	109.3670	27,341.75	25,302.90	2,038.85	1,000.00	3.7	0.8
15,000	Pepsico Inc DTD 1/14/2010 4.5% 1/15/2020 Moody's: A1 S&P: A-	110.1580	16,523.70	15,243.60	1,280.10	675.00	4.1	0.5
25,000	AT&T Inc DTD 4/29/2011 4.45% 5/15/2021 Moody's: A3 S&P: A-	107.4410	26,860.25	27,240.40	-380.15	1,112.50	4.1	0.8
25,000	US Bancorp DTD 3/2/2012 3% 3/15/2022 Moody's: A1 S&P: A+	100.9970	25,249.25	26,060.25	-811.00	750.00	3.0	0.8
25,000	Blackrock Inc DTD 5/25/2012 3.375% 6/1/2022 Moody's: A1 S&P: AA-	103.1160	25,779.00	25,500.00	279.00	843.75	3.3	0.8

## Individual securities Other

Shares/par value	Description	Market price	Market value	Tax cost	Unrealized gain (or loss)	Estimated annual income	Current yield	Pct of holdings
10,000	Massachusetts ST DTD 12/1/2010 4.2% 12/1/2021 Build America Bonds-Ser E Moody's: AA1 S&P: AA+	\$ 109.9350	\$ 10,993.50	\$ 10,017.70	\$ 975.80	\$ 420.00	3.8%	0.3%
Total taxable individual securities			\$ 1,330,959.25	\$ 1,328,718.39	\$ 2,240.86	\$ 38,397.87		39.6%



# Pooled vehicle

Shares/par value	Description	Market price	Market value	Tax cost	Unrealized gain (or loss)	Estimated annual income	Current yield holdings	Pct of holdings
3,127.443	BNY Mellon Corporate Bond Fund	\$ 12.8200	\$ 40,093.82	\$ 40,000.00	\$ 93.82	\$ 1,269.74	3.2%	1.2%
Total taxable pooled vehicle								
			\$ 40,093.82	\$ 40,000.00	\$ 93.82	\$ 1,269.74	1.2%	
Total taxable fixed income								
			\$ 1,371,053.07	\$ 1,368,718.39	\$ 2,334.68	\$ 39,557.51	40.8%	

# High yield

## Pooled vehicle

Shares/par value	Description	Market price	Market value	Tax cost	Unrealized gain (or loss)	Estimated annual income	Current yield holdings	Pct of holdings
4,750.594	Dreyfus Floating Rate Income Fund	\$ 12.3000	\$ 58,432.31	\$ 50,000.00	\$ -1,567.69	\$ 2,192.53	3.8%	1.7%
6,082.28	Dreyfus High Yield Fund	6.4500	39,269.41	40,000.00	-730.59	2,502.28	6.4	1.2
Total high yield pooled vehicle								
			\$ 97,701.72	\$ 100,000.00	\$ -2,293.28	\$ 4,701.81	2.9%	
Total high yield fixed income								
			\$ 97,701.72	\$ 100,000.00	\$ -2,293.28	\$ 4,701.81	2.9%	
Total fixed income								
			\$ 1,468,754.79	\$ 1,468,718.39	\$ 35.40	\$ 44,359.42	43.7%	

# Equities

## U.S. large cap

Shares/par value	Description	Market price	Market value	Tax cost	Unrealized gain (or loss)	Estimated annual income	Current yield	Pct of holdings
23	Activis PLC (ACT)	\$ 257.4700	\$ 7,207.45	\$ 4,082.25	\$ 3,175.20	\$ 0.00	0.0%	0.2%
63	Accenture PLC (ACN)	83.3100	5,358.60	5,001.75	356.85	122.40	2.3	0.2
119	Easton Corp PLC (ETN)	57.4800	6,827.22	7,602.43	1,024.81	233.74	2.9	0.2
150	Ingersoll Rand PLC (IR)	46.2800	6,503.56	7,000.80	-497.24	34.00	1.6	0.3
200	Procter & Gamble PLC (PG)	50.2000	10,040.00	6,014.40	2,055.60	50.00	2.9	0.3
50	McDonald's PLC (MCD)	50.0000	2,500.00	1,150.00	1,350.00	0.00	0.0	0.2
50	Wendy's International PLC (WEN)	60.5000	3,025.00	75.00	2,950.00	1.00	1.2	0.2
60	Starbucks Corp PLC (SBUX)	70.0000	4,200.00	73.00	4,127.00	20.00	1.2	0.3
100	Amazon.com Inc (AMZN)	100.0000	10,000.00	10,000.00	0.00	0.00	0.0	0.1
100	Alphabet Inc Class A (GOOGL)	100.0000	10,000.00	10,000.00	0.00	0.00	0.0	0.1
100	Facebook Inc (FB)	100.0000	10,000.00	10,000.00	0.00	0.00	0.0	0.1
100	Twitter Inc (TWTR)	100.0000	10,000.00	10,000.00	0.00	0.00	0.0	0.1
100	LinkedIn Corp (LNKD)	100.0000	10,000.00	10,000.00	0.00	0.00	0.0	0.1
100	Slack Technologies Inc (SLACK)	100.0000	10,000.00	10,000.00	0.00	0.00	0.0	0.1
100	Dropbox Inc (DBX)	100.0000	10,000.00	10,000.00	0.00	0.00	0.0	0.1
100	Box Inc (BOX)	100.0000	10,000.00	10,000.00	0.00	0.00	0.0	0.1
100	Autodesk Inc (ADSK)	100.0000	10,000.00	10,000.00	0.00	0.00	0.0	0.1
100	Oracle Corp (ORCL)	100.0000	10,000.00	10,000.00	0.00	0.00	0.0	0.1
100	IBM Corp (IBM)	100.0000	10,000.00	10,000.00	0.00	0.00	0.0	0.1
100	Microsoft Corp (MSFT)	100.0000	10,000.00	10,000.00	0.00	0.00	0.0	0.1
100	Apple Inc (AAPL)	100.0000	10,000.00	10,000.00	0.00	0.00	0.0	0.1
100	Google Inc (GOOG)	100.0000	10,000.00	10,000.00	0.00	0.00	0.0	0.1
100	Facebook Inc (FB)	100.0000	10,000.00	10,000.00	0.00	0.00	0.0	0.1
100	Twitter Inc (TWTR)	100.0000	10,000.00	10,000.00	0.00	0.00	0.0	0.1
100	LinkedIn Corp (LNKD)	100.0000	10,000.00	10,000.00	0.00	0.00	0.0	0.1
100	Slack Technologies Inc (SLACK)	100.0000	10,000.00	10,000.00	0.00	0.00	0.0	0.1
100	Dropbox Inc (DBX)	100.0000	10,000.00	10,000.00	0.00	0.00	0.0	0.1
100	Box Inc (BOX)	100.0000	10,000.00	10,000.00	0.00	0.00	0.0	0.1
100	Autodesk Inc (ADSK)	100.0000	10,000.00	10,000.00	0.00	0.00	0.0	0.1
100	Oracle Corp (ORCL)	100.0000	10,000.00	10,000.00	0.00	0.00	0.0	0.1
100	IBM Corp (IBM)	100.0000	10,000.00	10,000.00	0.00	0.00	0.0	0.1
100	Microsoft Corp (MSFT)	100.0000	10,000.00	10,000.00	0.00	0.00	0.0	0.1
100	Apple Inc (AAPL)	100.0000	10,000.00	10,000.00	0.00	0.00	0.0	0.1
100	Google Inc (GOOG)	100.0000	10,000.00	10,000.00	0.00	0.00	0.0	0.1
100	Facebook Inc (FB)	100.0000	10,000.00	10,000.00	0.00	0.00	0.0	0.1
100	Twitter Inc (TWTR)	100.0000	10,000.00	10,000.00	0.00	0.00	0.0	0.1
100	LinkedIn Corp (LNKD)	100.0000	10,000.00	10,000.00	0.00	0.00	0.0	0.1
100	Slack Technologies Inc (SLACK)	100.0000	10,000.00	10,000.00	0.00	0.00	0.0	0.1
100	Dropbox Inc (DBX)	100.0000	10,000.00	10,000.00	0.00	0.00	0.0	0.1
100	Box Inc (BOX)	100.0000	10,000.00	10,000.00	0.00	0.00	0.0	0.1
100	Autodesk Inc (ADSK)	100.0000	10,000.00	10,000.00	0.00	0.00	0.0	0.1
100	Oracle Corp (ORCL)	100.0000	10,000.00	10,000.00	0.00	0.00	0.0	0.1
100	IBM Corp (IBM)	100.0000	10,000.00	10,000.00	0.00	0.00	0.0	0.1
100	Microsoft Corp (MSFT)	100.0000	10,000.00	10,000.00	0.00	0.00	0.0	0.1
100	Apple Inc (AAPL)	100.0000	10,000.00	10,000.00	0.00	0.00	0.0	0.1
100	Google Inc (GOOG)	100.0000	10,000.00	10,000.00	0.00	0.00	0.0	0.1
100	Facebook Inc (FB)	100.0000	10,000.00	10,000.00	0.00	0.00	0.0	0.1
100	Twitter Inc (TWTR)	100.0000	10,000.00	10,000.00	0.00	0.00	0.0	0.1
100	LinkedIn Corp (LNKD)	100.0000	10,000.00	10,000.00	0.00	0.00	0.0	0.1
100	Slack Technologies Inc (SLACK)	100.0000	10,000.00	10,000.00	0.00	0.00	0.0	0.1
100	Dropbox Inc (DBX)	100.0000	10,000.00	10,000.00	0.00	0.00	0.0	0.1
100	Box Inc (BOX)	100.0000	10,000.00	10,000.00	0.00	0.00	0.0	0.1
100	Autodesk Inc (ADSK)	100.0000	10,000.00	10,000.00	0.00	0.00	0.0	0.1
100	Oracle Corp (ORCL)	100.0000	10,000.00	10,000.00	0.00	0.00	0.0	0.1
100	IBM Corp (IBM)	100.0000	10,000.00	10,000.00	0.00	0.00	0.0	0.1
100	Microsoft Corp (MSFT)	100.0000	10,000.00	10,000.00	0.00	0.00	0.0	0.1
100	Apple Inc (AAPL)	100.0000	10,000.00	10,000.00	0.00	0.00	0.0	0.1
100	Google Inc (GOOG)	100.0000	10,000.00	10,000.00	0.00	0.00	0.0	0.1
100	Facebook Inc (FB)	100.0000	10,000.00	10,000.00	0.00	0.00	0.0	0.1
100	Twitter Inc (TWTR)	100.0000	10,000.00	10,000.00	0.00	0.00	0.0	0.1
100	LinkedIn Corp (LNKD)	100.0000	10,000.00	10,000.00	0.00	0.00	0.0	0.1
100	Slack Technologies Inc (SLACK)	100.0000	10,000.00	10,000.00	0.00	0.00	0.0	0.1
100	Dropbox Inc (DBX)	100.0000	10,000.00	10,000.00	0.00	0.00	0.0	0.1
100	Box Inc (BOX)	100.0000	10,000.00	10,000.00	0.00	0.00	0.0	0.1
100	Autodesk Inc (ADSK)	100.0000	10,000.00	10,000.00	0.00	0.00	0.0	0.1
100	Oracle Corp (ORCL)	100.0000	10,000.00	10,000.00	0.00	0.00	0.0	0.1
100	IBM Corp (IBM)	100.0000	10,000.00	10,000.00	0.00	0.00	0.0	0.1
100	Microsoft Corp (MSFT)	100.0000	10,000.00	10,000.00	0.00	0.00	0.0	0.1
100	Apple Inc (AAPL)	100.0000	10,000.00	10,000.00	0.00	0.00	0.0	0.1
100	Google Inc (GOOG)	100.0000	10,000.00	10,000.00	0.00	0.00	0.0	0.1
100	Facebook Inc (FB)	100.0000	10,000.00	10,000.00	0.00	0.00	0.0	0.1
100	Twitter Inc (TWTR)	100.0000	10,000.00	10,000.00	0.00	0.00	0.0	0.1
100	LinkedIn Corp (LNKD)	100.0000	10,000.00	10,000.00	0.00	0.00	0.0	0.1
100	Slack Technologies Inc (SLACK)	100.0000	10,000.00	10,000.00	0.00	0.00	0.0	0.1
100	Dropbox Inc (DBX)	100.0000	10,000.00	10,000.00	0.00	0.00	0.0	0.1
100	Box Inc (BOX)	100.0000	10,000.00	10,000.00	0.00	0.00	0.0	0.1
100	Autodesk Inc (ADSK)	100.0000	10,000.00	10,000.00	0.00	0.00	0.0	0.1
100	Oracle Corp (ORCL)	100.0000	10,000.00	10,000.00	0.00	0.00	0.0	0.1
100	IBM Corp (IBM)	100.0000	10,000.00	10,000.00	0.00	0.00	0.0	0.1
100	Microsoft Corp (MSFT)	100.0000	10,000.00	10,000.00	0.00	0.00	0.0	0.1
100	Apple Inc (AAPL)	100.0000	10,000.00	10,000.00	0.00	0.00	0.0	0.1
100	Google Inc (GOOG)	100.0000	10,000.00	10,000.00	0.00	0.00	0.0	0.1
100	Facebook Inc (FB)	100.0000	10,000.00	10,000.00	0.00	0.00	0.0	0.1
100	Twitter Inc (TWTR)	100.0000	10,000.00	10,000.00	0.00	0.00	0.0	0.1
100	LinkedIn Corp (LNKD)	100.0000	10,000.00	10,000.00	0.00	0.00	0.0	0.1
100	Slack Technologies Inc (SLACK)	100.0000	10,000.00	10,000.00	0.00	0.00	0.0	0.1
100	Dropbox Inc (DBX)	100.0000	10,000.00	10,000.00	0.00	0.00	0.0	0.1
100	Box Inc (BOX)	100.0000	10,000.00	10,000.00	0.00	0.00	0.0	0.1
100	Autodesk Inc (ADSK)	100.0000	10,000.00	10,000.00	0.00	0.00	0.0	0.1
100	Oracle Corp (ORCL)	100.0000	10,000.00	10,000.00	0.00	0.00	0.0	0.1
100	IBM Corp (IBM)	100.0000	10,000.00	10,000.00	0.00	0.00	0.0	0.1
100	Microsoft Corp (MSFT)	100.0000	10,000.00	10,000.00	0.00	0.00	0.0	0.1
100	Apple Inc (AAPL)	100.0000	10,000.00	10,000.00	0.00	0.00	0.0	0.1
100	Google Inc (GOOG)	100.0000	10,000.00	10,000.00	0.00	0.00	0.0	0.1
100	Facebook Inc (FB)	100.0000	10,000.00	10,000.00	0.00	0.00	0.0	0.1
100	Twitter Inc (TWTR)	100.0000	10,000.00	10,000.00	0.00	0.00	0.0	0.1
100	LinkedIn Corp (LNKD)	100.0000	10,000.00	10,000.00	0.00	0.00	0.0	0.1
100	Slack Technologies Inc (SLACK)	100.0000	10,000.00	10,000.00	0.00	0.00	0.0	0.1
100	Dropbox Inc (DBX)	100.0000	10,000.00	10,000.00	0.00	0.00	0.0	0.1
100	Box Inc (BOX)	100.0000	10,000.00	10,000.00	0.00	0.00	0.0	0.1
100	Autodesk Inc (ADSK)	100.0000	10,000.00	10,000.00	0.00	0.00	0.0	0.1
100	Oracle Corp (ORCL)	100.0000	10,000.00	10,000.00	0.00	0.00	0.0	0.1
100	IBM Corp (IBM)	100.0000	10,000.00	10,000.00	0.00	0.00	0.0	0.1
100	Microsoft Corp (MSFT)	100.0000	10,000.00	10,000.00	0.00	0.00	0.0	0.1
100	Apple Inc (AAPL)	100.0000	10,000.00	10,000.00	0.00	0.00	0.0	0.1
100	Google Inc (GOOG)	100.0000	10,000.00	10,000.00	0.00	0.00	0.0	0.1
100	Facebook Inc (FB)	100.0000	10,000.00	10,000.00	0.00	0.00	0.0	0.1
100	Twitter Inc (TWTR)	100.0000	10,000.00	10,000.00	0.00	0.00	0.0	0.1
100	LinkedIn Corp (LNKD)	100.0000	10,000.00	10,000.00	0.00	0.00	0.0	0.1
100	Slack Technologies Inc (SLACK)	100.0000	10,000.00	10,000.00	0.00	0.00	0.0	0.1
100	Dropbox Inc (DBX)	100.0000	10,000.00	10,000.00	0.00	0.00	0.0	0.1
100	Box Inc (BOX)	100.0000	10,000.00	10,000.00	0.00	0.00	0.0	0.1
100	Autodesk Inc (ADSK)	100.0000	10,000.00	10,000.00	0.00	0.00	0.0	0.1
100	Oracle Corp (ORCL)	100.0000	10,000.00	10,000.00	0.00	0.00	0.0	0.1
100	IBM Corp (IBM)	100.0000	10,000.00	10,000.00	0.00	0.00	0.0	0.1
100	Microsoft Corp (MSFT)	100.0000	10,000.00	10,000.00	0.00	0.00	0.0	0.1
100	Apple Inc (AAPL)	100.0000	10,000.00	10,000.00	0.00	0.00	0.0	0.1
100	Google Inc (GOOG)	100.0000	10,000.00	10,000.00	0.00	0.00	0.0	0.1
100	Facebook Inc (FB)	100.0000	10,000.00	10,000.00	0.00	0.00	0.0	0.1
100	Twitter Inc (TWTR)	100.0000	10,000.00	10,000.00	0.00	0.00	0.0	0.1
100	LinkedIn Corp (LNKD)	100.0000	10,000.00	10,000.00	0.00	0.00	0.0	0.1
100	Slack Technologies Inc (SLACK)	100.0000	10,000.00	10,000.00	0.00	0.00	0.0	0.1
100	Dropbox Inc (DBX)	100.0000	10,000.00	10,000.00	0.00	0.00	0.0	0.1
100	Box Inc (BOX)	100.0000	10,000.00	10,000.00	0.00	0.00	0.0	0.1
100	Autodesk Inc (ADSK)	100.0000	10,000.00	10,000.00	0.00	0.00	0.0	0.1
100	Oracle Corp (ORCL)	100.0000	10,000.00	10,000.00	0.00	0.00	0.0	0.1
100	IBM Corp (IBM)	100.0000	10,000.00					

## Equities

U.S. large cap  
continued

Shares/par value	Description	Market price	Market value	Tax cost	Unrealized gain (or loss)	Estimated annual income	Current yield	Pct of holdings
140	Abbott Laboratories ( ABT )	45.0200	6,302.80	5,420.69	882.11	134.40	2.1	0.2
160	Abbvie Inc. ( ABBV )	65.4400	10,470.40	8,793.78	1,676.62	313.60	3.0	0.3
80	Adobe Systems Inc ( ADBE )	72.7000	5,816.00	4,169.03	1,646.92	0.00	0.0	0.2
17	Alexion Pharmaceuticals Inc ( ALXN )	185.0300	3,145.51	2,665.98	479.53	0.00	0.0	0.1
26	Amazon.Com Inc ( AMZN )	310.3500	8,069.10	6,736.23	1,332.87	0.00	0.0	0.2
26	Amgen Inc ( AMGN )	159.2900	4,141.54	2,923.42	1,218.12	82.16	2.0	0.1
219	Apple Inc ( AAPL )	110.3800	24,173.22	7,557.94	16,615.28	411.72	1.7	0.7
15	Biogen Idec Inc ( BIIB )	339.4500	5,091.75	4,613.85	477.90	0.00	0.0	0.2
80	Bristol-Myers Squibb Company ( BMJ )	59.0300	4,722.40	3,744.93	977.47	118.40	2.5	0.1
110	Capital One Financial Corporation ( COF )	82.5500	9,080.50	5,702.21	3,378.29	132.00	1.5	0.3
90	Cardinal Health Inc ( CAH )	80.7300	7,265.70	6,395.61	870.09	123.30	1.7	0.2
60	Caterpillar Inc ( CAT )	91.5300	5,491.80	5,029.08	462.72	168.00	3.1	0.2
100	Celanese Corp ( CE ) Series A	59.9600	5,996.00	5,321.72	674.28	100.00	1.7	0.2
59	Celgene Corp ( CELG )	111.8600	6,599.74	6,066.52	533.22	0.00	0.0	0.2
280	Centerpoint Energy Inc ( CNP )	23.4300	6,560.40	6,774.43	-214.03	266.00	4.1	0.2
30	The Cheesecake Factory ( CAKE )	50.3100	1,509.30	1,454.64	54.66	19.80	1.3	0.0
60	Chevron Corporation ( CVX )	112.1800	6,730.80	7,289.65	-558.85	256.80	3.8	0.2
160	Comcast Corp Cl A ( CMCSA )	58.0100	9,281.60	7,309.16	1,972.44	144.00	1.6	0.3
53	Costco Whsl Corp New ( COST )	141.7500	7,512.75	6,060.60	1,452.15	75.26	1.0	0.2
50	The Walt Disney Company ( DIS )	94.1900	4,709.50	2,292.75	2,416.75	57.50	1.2	0.1
100	Dover Corp ( DOV )	71.7200	7,172.00	7,564.83	-392.83	160.00	2.2	0.2
120	Dow Chemical Co ( DOW )	45.6100	5,473.20	5,902.09	-428.89	201.60	3.7	0.2
170	Electronic Arts Inc ( EA )	47.0150	7,992.55	6,416.29	1,576.26	0.00	0.0	0.2
82	Exxon Mobil Corp ( XOM )	92.4500	7,590.90	6,079.39	1,501.51	226.32	3.0	0.2
120	Facebook Inc. ( FB )	78.0200	9,362.40	5,624.56	3,737.84	0.00	0.0	0.3



U.S. large cup  
continued

1. *Chlorophyll a* (Chl *a*)  
 2. *Chlorophyll b* (Chl *b*)  
 3. *Chlorophyll c* (Chl *c*)  
 4. *Chlorophyll d* (Chl *d*)  
 5. *Chlorophyll e* (Chl *e*)  
 6. *Chlorophyll f* (Chl *f*)  
 7. *Chlorophyll g* (Chl *g*)  
 8. *Chlorophyll h* (Chl *h*)  
 9. *Chlorophyll i* (Chl *i*)  
 10. *Chlorophyll j* (Chl *j*)  
 11. *Chlorophyll k* (Chl *k*)  
 12. *Chlorophyll l* (Chl *l*)  
 13. *Chlorophyll m* (Chl *m*)  
 14. *Chlorophyll n* (Chl *n*)  
 15. *Chlorophyll o* (Chl *o*)  
 16. *Chlorophyll p* (Chl *p*)  
 17. *Chlorophyll q* (Chl *q*)  
 18. *Chlorophyll r* (Chl *r*)  
 19. *Chlorophyll s* (Chl *s*)  
 20. *Chlorophyll t* (Chl *t*)  
 21. *Chlorophyll u* (Chl *u*)  
 22. *Chlorophyll v* (Chl *v*)  
 23. *Chlorophyll w* (Chl *w*)  
 24. *Chlorophyll x* (Chl *x*)  
 25. *Chlorophyll y* (Chl *y*)  
 26. *Chlorophyll z* (Chl *z*)  
 27. *Chlorophyll aa* (Chl *aa*)  
 28. *Chlorophyll ab* (Chl *ab*)  
 29. *Chlorophyll ac* (Chl *ac*)  
 30. *Chlorophyll ad* (Chl *ad*)  
 31. *Chlorophyll ae* (Chl *ae*)  
 32. *Chlorophyll af* (Chl *af*)  
 33. *Chlorophyll ag* (Chl *ag*)  
 34. *Chlorophyll ah* (Chl *ah*)  
 35. *Chlorophyll ai* (Chl *ai*)  
 36. *Chlorophyll aj* (Chl *aj*)  
 37. *Chlorophyll ak* (Chl *ak*)  
 38. *Chlorophyll al* (Chl *al*)  
 39. *Chlorophyll am* (Chl *am*)  
 40. *Chlorophyll an* (Chl *an*)  
 41. *Chlorophyll ao* (Chl *ao*)  
 42. *Chlorophyll ap* (Chl *ap*)  
 43. *Chlorophyll aq* (Chl *aq*)  
 44. *Chlorophyll ar* (Chl *ar*)  
 45. *Chlorophyll as* (Chl *as*)  
 46. *Chlorophyll at* (Chl *at*)  
 47. *Chlorophyll au* (Chl *au*)  
 48. *Chlorophyll av* (Chl *av*)  
 49. *Chlorophyll aw* (Chl *aw*)  
 50. *Chlorophyll ax* (Chl *ax*)  
 51. *Chlorophyll ay* (Chl *ay*)  
 52. *Chlorophyll az* (Chl *az*)  
 53. *Chlorophyll aza* (Chl *aza*)  
 54. *Chlorophyll abz* (Chl *abz*)  
 55. *Chlorophyll acz* (Chl *acz*)  
 56. *Chlorophyll adz* (Chl *adz*)  
 57. *Chlorophyll aez* (Chl *aez*)  
 58. *Chlorophyll afz* (Chl *afz*)  
 59. *Chlorophyll agz* (Chl *agz*)  
 60. *Chlorophyll ahz* (Chl *ahz*)  
 61. *Chlorophyll aiz* (Chl *aiz*)  
 62. *Chlorophyll ajz* (Chl *ajz*)  
 63. *Chlorophyll akz* (Chl *akz*)  
 64. *Chlorophyll alz* (Chl *alz*)  
 65. *Chlorophyll amz* (Chl *amz*)  
 66. *Chlorophyll anz* (Chl *anz*)  
 67. *Chlorophyll aoz* (Chl *aoz*)  
 68. *Chlorophyll apz* (Chl *apz*)  
 69. *Chlorophyll aqz* (Chl *aqz*)  
 70. *Chlorophyll arz* (Chl *arz*)  
 71. *Chlorophyll asz* (Chl *asz*)  
 72. *Chlorophyll atz* (Chl *atz*)  
 73. *Chlorophyll auz* (Chl *auz*)  
 74. *Chlorophyll avz* (Chl *avz*)  
 75. *Chlorophyll awz* (Chl *awz*)  
 76. *Chlorophyll axz* (Chl *axz*)  
 77. *Chlorophyll ayz* (Chl *ayz*)  
 78. *Chlorophyll ayz* (Chl *ayz*)  
 79. *Chlorophyll azz* (Chl *azz*)  
 80. *Chlorophyll azaa* (Chl *aza*)  
 81. *Chlorophyll abz* (Chl *abz*)  
 82. *Chlorophyll acz* (Chl *acz*)  
 83. *Chlorophyll adz* (Chl *adz*)  
 84. *Chlorophyll aez* (Chl *aez*)  
 85. *Chlorophyll afz* (Chl *afz*)  
 86. *Chlorophyll agz* (Chl *agz*)  
 87. *Chlorophyll ahz* (Chl *ahz*)  
 88. *Chlorophyll aiz* (Chl *aiz*)  
 89. *Chlorophyll ajz* (Chl *ajz*)  
 90. *Chlorophyll akz* (Chl *akz*)  
 91. *Chlorophyll alz* (Chl *alz*)  
 92. *Chlorophyll amz* (Chl *amz*)  
 93. *Chlorophyll anz* (Chl *anz*)  
 94. *Chlorophyll aoz* (Chl *aoz*)  
 95. *Chlorophyll apz* (Chl *apz*)  
 96. *Chlorophyll aqz* (Chl *aqz*)  
 97. *Chlorophyll arz* (Chl *arz*)  
 98. *Chlorophyll asz* (Chl *asz*)  
 99. *Chlorophyll atz* (Chl *atz*)  
 100. *Chlorophyll auz* (Chl *auz*)  
 101. *Chlorophyll avz* (Chl *avz*)  
 102. *Chlorophyll awz* (Chl *awz*)  
 103. *Chlorophyll axz* (Chl *axz*)  
 104. *Chlorophyll ayz* (Chl *ayz*)  
 105. *Chlorophyll ayz* (Chl *ayz*)  
 106. *Chlorophyll azz* (Chl *azz*)  
 107. *Chlorophyll azaa* (Chl *aza*)  
 108. *Chlorophyll abz* (Chl *abz*)  
 109. *Chlorophyll acz* (Chl *acz*)  
 110. *Chlorophyll adz* (Chl *adz*)  
 111. *Chlorophyll aez* (Chl *aez*)  
 112. *Chlorophyll afz* (Chl *afz*)  
 113. *Chlorophyll agz* (Chl *agz*)  
 114. *Chlorophyll ahz* (Chl *ahz*)  
 115. *Chlorophyll aiz* (Chl *aiz*)  
 116. *Chlorophyll ajz* (Chl *ajz*)  
 117. *Chlorophyll akz* (Chl *akz*)  
 118. *Chlorophyll alz* (Chl *alz*)  
 119. *Chlorophyll amz* (Chl *amz*)  
 120. *Chlorophyll anz* (Chl *anz*)  
 121. *Chlorophyll aoz* (Chl *aoz*)  
 122. *Chlorophyll apz* (Chl *apz*)  
 123. *Chlorophyll aqz* (Chl *aqz*)  
 124. *Chlorophyll arz* (Chl *arz*)  
 125. *Chlorophyll asz* (Chl *asz*)  
 126. *Chlorophyll atz* (Chl *atz*)  
 127. *Chlorophyll auz* (Chl *auz*)  
 128. *Chlorophyll avz* (Chl *avz*)  
 129. *Chlorophyll awz* (Chl *awz*)  
 130. *Chlorophyll axz* (Chl *axz*)  
 131. *Chlorophyll ayz* (Chl *ayz*)  
 132. *Chlorophyll ayz* (Chl *ayz*)  
 133.

## Equities

## U.S. large cap

continued

Shares/par value	Description	Market price	Market value	Tax cost	Unrealized gain (or loss)	Estimated annual income	Current yield	Pct of holdings
60	Philip Morris International Inc ( PM )	81.4500	4,887.00	2,579.90	2,307.10	240.00	4.9	0.2
70	Phillips 66 ( PSX )	71.7000	5,019.00	5,132.02	-113.02	140.00	2.8	0.2
50	The Procter & Gamble Company ( PG )	91.0900	4,554.50	3,823.90	730.60	128.70	2.8	0.1
140	Salesforce.Com Inc ( CRM )	59.3100	8,303.40	7,380.24	923.16	0.00	0.0	0.3
81	Schlumberger Ltd ( SLB )	85.4100	6,918.21	6,808.06	110.15	129.60	1.9	0.2
40	Sempra Energy ( SRE )	111.3600	4,454.40	3,409.22	1,045.18	105.60	2.4	0.1
150	Servicenow, Inc. ( NOW )	67.8500	10,177.50	7,842.99	2,334.51	0.00	0.0	0.3
230	Southwestern Energy Co ( SWN )	27.2900	6,276.70	7,836.14	-1,559.44	0.00	0.0	0.2
150	State Street Corp ( STT )	78.5000	11,775.00	9,973.37	1,801.63	180.00	1.5	0.4
44	Thermo Fisher Scientific Inc. ( TMO )	125.2900	5,512.76	4,658.63	854.08	26.40	0.5	0.2
110	Time Warner Inc ( TWX )	85.4200	9,396.20	8,395.81	1,010.39	139.70	1.5	0.3
110	Twitter, Inc. ( TWTR )	35.8700	3,945.70	5,422.97	-1,477.27	0.00	0.0	0.1
57	Union Pac Corp ( UNP )	119.1300	6,790.41	4,637.11	2,103.30	114.00	1.7	0.2
75	United Technologies Corp ( UTX )	115.0000	8,625.00	8,128.62	496.38	177.00	2.1	0.3
140	Valero Energy Corp New ( VLO )	49.5000	6,930.00	5,436.59	1,493.41	154.00	2.2	0.2
50	Verizon Communications Inc ( VZ )	46.7800	2,339.00	2,341.40	-2.40	110.00	4.7	0.1
190	Wells Fargo & Company ( WFC )	54.8200	10,415.80	4,548.83	5,866.97	266.00	2.6	0.3
100	Yum! Brands Inc ( YUM )	72.8500	7,285.00	7,265.71	19.29	164.00	2.3	0.2
2,440.215	Dreyfus Strategic Value Fund ( DRGYX )	39.8200	97,169.36	100,000.00	-2,830.64	1,166.42	1.2	2.9
22,142.865	BNY Mellon Income Stock Fund ( MPISX )	8.9500	198,178.64	185,000.00	13,178.64	4,450.72	2.3	5.9
2,915.451	Dreyfus Large Cap Equity Fund ( DLQIX )	16.9200	49,329.43	40,000.00	9,329.43	807.53	1.6	1.5
3,842.661	Dreyfus U.S. Equity Fund ( DPUYX )	19.7400	75,854.13	43,229.93	32,624.20	464.96	0.6	2.3
Total U.S. large cap			\$ 990,209.35	\$ 829,084.00	\$ 161,125.35	\$ 16,767.43		29.5%



# U.S. mid cap

Shares/par value	Description	Market price	Market value	Tax cost	Unrealized gain (or loss)	Estimated annual income	Current yield	Pct of holdings
7,010,534	The BNY Mellon Mid Cap ( MPMCX )	\$ 15.0000	\$ 105,158.01	\$ 53,273.55	\$ 51,884.46	\$ 288.13	0.3%	3.1%
Multi-Strategy Fund								

## Total U.S. mid cap

			\$ 105,158.01	\$ 53,273.55	\$ 51,884.46	\$ 288.13		3.1%
--	--	--	---------------	--------------	--------------	-----------	--	------

# U.S. small cap

Shares/par value	Description	Market price	Market value	Tax cost	Unrealized gain (or loss)	Estimated annual income	Current yield	Pct of holdings
2,032.47	Dreyfus Select Managers Small Cap ( DSGYX )	\$ 23.9300	\$ 48,660.94	\$ 37,000.00	\$ 11,660.94	\$ 0.00	0.0%	1.5%
3,016.841	Dreyfus Select Managers Small Cap ( DMVYX )	22.7400	68,602.96	50,000.00	18,602.96	440.46	0.6	2.0
Value Fund								

## Total U.S. small cap

			\$ 117,263.90	\$ 87,000.00	\$ 30,263.90	\$ 440.46		3.5%
--	--	--	---------------	--------------	--------------	-----------	--	------

# Developed international

Shares/par value	Description	Market price	Market value	Tax cost	Unrealized gain (or loss)	Estimated annual income	Current yield	Pct of holdings
54	Anheuser Busch Inbev Spn ( BUD )	\$ 112.3200	\$ 6,055.28	\$ 5,834.30	\$ 220.98	\$ 144.40	2.4%	0.2%
11,777.372	Strategic Global Stock Fund ( DGLYX )	12.5500	219,470.25	130,000.00	89,470.25	1,813.72	0.8	6.5

## Total developed international

			\$ 224,535.53	\$ 135,834.30	\$ 88,701.73	\$ 1,858.12		6.7%
--	--	--	---------------	---------------	--------------	-------------	--	------

# Emerging markets

Shares/par value	Description	Market price	Market value	Tax cost	Unrealized gain (or loss)	Estimated annual income	Current yield	Pct of holdings
7,577.463	BNY Mellon Emerging Markets Fund ( MEMRX )	\$ 9.8500	\$ 70,849.26	\$ 20,000.00	\$ 50,849.26	\$ 992.65	1.4%	3.1%
1,200,102	Dreyfus Diversified Emerging Markets ( DBVEX )	70.1200	84,093.58	25,000.00	59,093.58	0.00	0.0	1.7

## Total emerging markets

			\$ 154,942.84	\$ 105,000.00	\$ 49,050.86	\$ 992.65		3.8%
--	--	--	---------------	---------------	--------------	-----------	--	------

## Equity reits

Shares/par value	Description	Market price	Market value	Tax cost	Unrealized gain (or loss)	Estimated annual income	Current yield	Pct of holdings
13,057,624	Dreyfus Global Real Estate ( DRLYX ) Securities Fund	\$ 9.0500	\$ 118,171.50	\$ 75,000.00	\$ 43,171.50	\$ 3,081.60	2.6%	3.5%
199,2801	Outfront Media Inc. ( OUT )	26.8400	5,348.68	6,418.86	-1,070.18	294.93	5.5	0.2
<b>Total equity reits</b>			<b>\$ 123,520.18</b>	<b>\$ 81,418.86</b>	<b>\$ 42,101.32</b>	<b>\$ 3,376.53</b>		<b>3.7%</b>
<b>Total equities</b>			<b>\$ 1,655,636.11</b>	<b>\$ 1,291,610.71</b>	<b>\$ 364,025.40</b>	<b>\$ 23,823.32</b>		<b>49.3%</b>

## Alternative investments

## Commodities

Shares/par value	Description	Market price	Market value	Tax cost	Unrealized gain (or loss)	Estimated annual income	Current yield	Pct of holdings
3,717,472	Van Eck Cm Commodity Index Fund	\$ 6.1600	\$ 22,899.63	\$ 30,000.00	\$ -7,100.37	\$ 74.35	0.3%	0.7%
<b>Total commodities</b>			<b>\$ 22,899.63</b>	<b>\$ 30,000.00</b>	<b>\$ -7,100.37</b>	<b>\$ 74.35</b>		<b>0.7%</b>
<b>Total alternative investments</b>			<b>\$ 22,899.63</b>	<b>\$ 30,000.00</b>	<b>\$ -7,100.37</b>	<b>\$ 74.35</b>		<b>0.7%</b>
<b>Total assets</b>			<b>\$ 3,358,294.06</b>	<b>\$ 3,001,332.63</b>	<b>\$ 356,961.43</b>	<b>\$ 68,267.09</b>		<b>100.0%</b>

