



See a Social Security Number? Say Something!
Report Privacy Problems to <https://public.resource.org/privacy>
Or call the IRS Identity Theft Hotline at 1-800-908-4490



Return of Private Foundation

Department of the Treasury
Internal Revenue Service

or Section 4947(a)(1) Trust Treated as Private Foundation
Do not enter social security numbers on this form as it may be made public.

2014

Information about Form 990-PF and its separate instructions is at www.irs.gov/form990pf

Open to Public Inspection

For calendar year 2014 or tax year beginning , 2014, and ending , 20

Name of foundation
NELSON B DELAVAN FOUND. PART A R53329000

Number and street (or P O box number if mail is not delivered to street address) Room/suite
10 S DEARBORN IL1-0117

City or town, state or province, country, and ZIP or foreign postal code
CHICAGO, IL 60603

A Employer identification number
16-6260274

B Telephone number (see instructions)
866-888-5157

C If exemption application is pending, check here

D 1 Foreign organizations, check here
2 Foreign organizations meeting the 85% test, check here and attach computation

E If private foundation status was terminated under section 507(b)(1)(A), check here

F If the foundation is in a 60-month termination under section 507(b)(1)(B), check here

G Check all that apply:


<input type="checkbox"/> Initial return	<input type="checkbox"/> Initial return of a former public charity
<input type="checkbox"/> Final return	<input type="checkbox"/> Amended return
<input type="checkbox"/> Address change	<input type="checkbox"/> Name change

H Check type of organization. Section 501(c)(3) exempt private foundation
 Section 4947(a)(1) nonexempt charitable trust Other taxable private foundation

I Fair market value of all assets at end of year (from Part II, col. (c), line 16) **\$ 5,858,983.**

J Accounting method: Cash Accrual
 Other (specify) _____
(Part I, column (d) must be on cash basis.)

Part I Analysis of Revenue and Expenses (The total of amounts in columns (b), (c), and (d) may not necessarily equal the amounts in column (a) (see instructions))		(a) Revenue and expenses per books	(b) Net investment income	(c) Adjusted net income	(d) Disbursements for charitable purposes (cash basis only)
1	Contributions, gifts, grants, etc., received (attach schedule)				
2	Check <input checked="" type="checkbox"/> if the foundation is not required to attach Sch B				
3	Interest on savings and temporary cash investments				
4	Dividends and interest from securities	126,212.	125,678.		STMT 1
5a	Gross rents				
b	Net rental income or (loss)				
6a	Net gain or (loss) from sale of assets not on line 10	235,332.			
b	Gross sales price for all assets on line 6a	2,549,642.			
7	Capital gain net income (from Part IV, line 2)		235,332.		
8	Net short-term capital gain				
9	Income modifications				
10a	Gross sales less returns and allowances				
b	Less Cost of goods sold				
c	Gross profit or (loss) (attach schedule)				
11	Other income (attach schedule)	-2,095.			STMT 2
12	Total Add lines 1 through 11	359,449.	361,010.		
13	Compensation of officers, directors, trustees, etc.	36,102.	27,076.		9,025.
14	Other employee salaries and wages		NONE	NONE	
15	Pension plans, employee benefits		NONE	NONE	
16a	Legal fees (attach schedule)				
b	Accounting fees (attach schedule) STMT 3	1,545.	773.	NONE	773.
c	Other professional fees (attach schedule)				
17	Interest				
18	Taxes (attach schedule) (see instructions) STMT 4	19,292.	3,092.		
19	Depreciation (attach schedule) and depletion				
20	Occupancy				
21	Travel, conferences, and meetings		NONE	NONE	
22	Printing and publications		NONE	NONE	
23	Other expenses (attach schedule) STMT 5	250.			250.
24	Total operating and administrative expenses. Add lines 13 through 23.	57,189.	30,941.	NONE	10,048.
25	Contributions, gifts, grants paid	397,257.			397,257.
26	Total expenses and disbursements Add lines 24 and 25	454,446.	30,941.	NONE	407,305.
27	Subtract line 26 from line 12:				
a	Excess of revenue over expenses and disbursements	-94,997.			
b	Net investment income (if negative, enter -0-)		330,069.		
c	Adjusted net income (if negative, enter -0-)				



REVISION 3-2015 DATE MAY 14 2015

SCANNED MAY 19 2015

914-18 7 87e

Part II Balance Sheets		Attached schedules and amounts in the description column should be for end-of-year amounts only (See instructions)			
		Beginning of year	End of year		
		(a) Book Value	(b) Book Value	(c) Fair Market Value	
Assets	1	Cash - non-interest-bearing	40,464.	67,418.	67,418.
	2	Savings and temporary cash investments	218,553.	212,681.	212,681.
	3	Accounts receivable ▶ Less allowance for doubtful accounts ▶			
	4	Pledges receivable ▶ Less: allowance for doubtful accounts ▶			
	5	Grants receivable			
	6	Receivables due from officers, directors, trustees, and other disqualified persons (attach schedule) (see instructions)			
	7	Other notes and loans receivable (attach schedule) ▶ Less: allowance for doubtful accounts ▶			NONE
	8	Inventories for sale or use			
	9	Prepaid expenses and deferred charges			
	10a	Investments - U S and state government obligations (attach schedule)			
	b	Investments - corporate stock (attach schedule)	3,824,575.	3,953,949.	4,568,229.
	c	Investments - corporate bonds (attach schedule)	473,467.	319,939.	317,714.
	11	Investments - land, buildings, and equipment basis Less accumulated depreciation (attach schedule) ▶			
	12	Investments - mortgage loans			
	13	Investments - other (attach schedule)	793,850.	701,472.	692,941.
	14	Land, buildings, and equipment basis Less accumulated depreciation (attach schedule) ▶			
15	Other assets (describe ▶)				
16	Total assets (to be completed by all filers - see the instructions Also, see page 1, item l)	5,350,909.	5,255,459.	5,858,983.	
Liabilities	17	Accounts payable and accrued expenses			
	18	Grants payable			
	19	Deferred revenue			
	20	Loans from officers, directors, trustees, and other disqualified persons			
	21	Mortgages and other notes payable (attach schedule)			
	22	Other liabilities (describe ▶)			
23	Total liabilities (add lines 17 through 22)			NONE	
Net Assets or Fund Balances	Foundations that follow SFAS 117, check here ▶ <input type="checkbox"/> and complete lines 24 through 26 and lines 30 and 31.				
	24	Unrestricted			
	25	Temporarily restricted			
	26	Permanently restricted			
	Foundations that do not follow SFAS 117, . . . ▶ <input checked="" type="checkbox"/> check here and complete lines 27 through 31.				
	27	Capital stock, trust principal, or current funds	5,350,909.	5,255,459.	
	28	Paid-in or capital surplus, or land, bldg, and equipment fund			
	29	Retained earnings, accumulated income, endowment, or other funds			
30	Total net assets or fund balances (see instructions)	5,350,909.	5,255,459.		
31	Total liabilities and net assets/fund balances (see instructions)	5,350,909.	5,255,459.		

Part III Analysis of Changes in Net Assets or Fund Balances		
1	Total net assets or fund balances at beginning of year - Part II, column (a), line 30 (must agree with end-of-year figure reported on prior year's return)	1 5,350,909.
2	Enter amount from Part I, line 27a	2 -94,997.
3	Other increases not included in line 2 (itemize) ▶	3
4	Add lines 1, 2, and 3	4 5,255,912.
5	Decreases not included in line 2 (itemize) ▶ SEE STATEMENT 6	5 453.
6	Total net assets or fund balances at end of year (line 4 minus line 5) - Part II, column (b), line 30	6 5,255,459.

Part IV Capital Gains and Losses for Tax on Investment Income

(a) List and describe the kind(s) of property sold (e.g., real estate, 2-story brick warehouse; or common stock, 200 shs MLC Co)				(b) How acquired P - Purchase D - Donation	(c) Date acquired (mo, day, yr)	(d) Date sold (mo, day, yr)
1a PUBLICLY TRADED SECURITIES						
b						
c						
d						
e						
(e) Gross sales price	(f) Depreciation allowed (or allowable)	(g) Cost or other basis plus expense of sale	(h) Gain or (loss) (e) plus (f) minus (g)			
a 2,549,642.		2,314,310.	235,332.			
b						
c						
d						
e						
Complete only for assets showing gain in column (h) and owned by the foundation on 12/31/69						
(i) FMV as of 12/31/69	(j) Adjusted basis as of 12/31/69	(k) Excess of col (i) over col (j), if any	(l) Gains (Col (h) gain minus col. (k), but not less than -0-) or Losses (from col (h))			
a			235,332.			
b						
c						
d						
e						
2 Capital gain net income or (net capital loss)	{ If gain, also enter in Part I, line 7 If (loss), enter -0- in Part I, line 7 }		2	235,332.		
3 Net short-term capital gain or (loss) as defined in sections 1222(5) and (6) If gain, also enter in Part I, line 8, column (c) (see instructions). If (loss), enter -0- in Part I, line 8	{ If gain, also enter in Part I, line 7 If (loss), enter -0- in Part I, line 7 }		3			

Part V Qualification Under Section 4940(e) for Reduced Tax on Net Investment Income

(For optional use by domestic private foundations subject to the section 4940(a) tax on net investment income.)

If section 4940(d)(2) applies, leave this part blank.

Was the foundation liable for the section 4942 tax on the distributable amount of any year in the base period? Yes No
 If "Yes," the foundation does not qualify under section 4940(e). Do not complete this part.

1 Enter the appropriate amount in each column for each year; see the instructions before making any entries.

(a) Base period years Calendar year (or tax year beginning in)	(b) Adjusted qualifying distributions	(c) Net value of noncharitable-use assets	(d) Distribution ratio (col (b) divided by col (c))
2013	301,139.	5,680,528.	0.053013
2012	260,345.	5,379,935.	0.048392
2011	286,883.	5,523,071.	0.051943
2010	273,566.	5,356,652.	0.051070
2009	236,097.	4,846,074.	0.048719
2 Total of line 1, column (d)			2 0.253137
3 Average distribution ratio for the 5-year base period - divide the total on line 2 by 5, or by the number of years the foundation has been in existence if less than 5 years			3 0.050627
4 Enter the net value of noncharitable-use assets for 2014 from Part X, line 5			4 5,864,831.
5 Multiply line 4 by line 3			5 296,919.
6 Enter 1% of net investment income (1% of Part I, line 27b)			6 3,301.
7 Add lines 5 and 6			7 300,220.
8 Enter qualifying distributions from Part XII, line 4 If line 8 is equal to or greater than line 7, check the box in Part VI, line 1b, and complete that part using a 1% tax rate. See the Part VI instructions			8 407,305.

Part VI Excise Tax Based on Investment Income (Section 4940(a), 4940(b), 4940(e), or 4948 - see instructions)

Table with 11 rows for excise tax calculations. Includes categories like 'Exempt operating foundations', 'Domestic foundations', and 'Tax based on investment income'. Total tax due is 2,312.

Part VII-A Statements Regarding Activities

Table with 10 rows for activity statements. Includes questions about political influence, unrelated business income, and state reporting. Includes 'Yes' and 'No' columns.

Part VII-A Statements Regarding Activities (continued)

11 At any time during the year, did the foundation, directly or indirectly, own a controlled entity within the meaning of section 512(b)(13)? If "Yes," attach schedule (see instructions). 11 X
12 Did the foundation make a distribution to a donor advised fund over which the foundation or a disqualified person had advisory privileges? If "Yes," attach statement (see instructions) 12 X
13 Did the foundation comply with the public inspection requirements for its annual returns and exemption application? Website address n/a 13 X
14 The books are in care of JPMorgan Chase Bank, NA Telephone no. (866) 888-5157 Located at 10 S DEARBORN ST, FL 21, CHICAGO, IL ZIP+4 60603
15 Section 4947(a)(1) nonexempt charitable trusts filing Form 990-PF in lieu of Form 1041 - Check here 15
16 At any time during calendar year 2014, did the foundation have an interest in or a signature or other authority over a bank, securities, or other financial account in a foreign country? 16 Yes No X
See the instructions for exceptions and filing requirements for FinCEN Form 114, (formerly TD F 90-22.1). If "Yes," enter the name of the foreign country

Part VII-B Statements Regarding Activities for Which Form 4720 May Be Required

File Form 4720 if any item is checked in the "Yes" column, unless an exception applies.

1a During the year did the foundation (either directly or indirectly):
(1) Engage in the sale or exchange, or leasing of property with a disqualified person? Yes No X
(2) Borrow money from, lend money to, or otherwise extend credit to (or accept it from) a disqualified person? Yes No X
(3) Furnish goods, services, or facilities to (or accept them from) a disqualified person? Yes No X
(4) Pay compensation to, or pay or reimburse the expenses of, a disqualified person? X Yes No
(5) Transfer any income or assets to a disqualified person (or make any of either available for the benefit or use of a disqualified person)? Yes No X
(6) Agree to pay money or property to a government official? (Exception. Check "No" if the foundation agreed to make a grant to or to employ the official for a period after termination of government service, if terminating within 90 days.) Yes No X
b If any answer is "Yes" to 1a(1)-(6), did any of the acts fail to qualify under the exceptions described in Regulations section 53.4941(d)-3 or in a current notice regarding disaster assistance (see instructions)? 1b X
Organizations relying on a current notice regarding disaster assistance check here
c Did the foundation engage in a prior year in any of the acts described in 1a, other than excepted acts, that were not corrected before the first day of the tax year beginning in 2014? 1c X
2 Taxes on failure to distribute income (section 4942) (does not apply for years the foundation was a private operating foundation defined in section 4942(j)(3) or 4942(j)(5)).
a At the end of tax year 2014, did the foundation have any undistributed income (lines 6d and 6e, Part XIII) for tax year(s) beginning before 2014? Yes No X
If "Yes," list the years
b Are there any years listed in 2a for which the foundation is not applying the provisions of section 4942(a)(2) (relating to incorrect valuation of assets) to the year's undistributed income? (If applying section 4942(a)(2) to all years listed, answer "No" and attach statement - see instructions) 2b X
c If the provisions of section 4942(a)(2) are being applied to any of the years listed in 2a, list the years here
3a Did the foundation hold more than a 2% direct or indirect interest in any business enterprise at any time during the year? Yes No X
b If "Yes," did it have excess business holdings in 2014 as a result of (1) any purchase by the foundation or disqualified persons after May 26, 1969; (2) the lapse of the 5-year period (or longer period approved by the Commissioner under section 4943(c)(7)) to dispose of holdings acquired by gift or bequest; or (3) the lapse of the 10-, 15-, or 20-year first phase holding period? (Use Schedule C, Form 4720, to determine if the foundation had excess business holdings in 2014) 3b
4a Did the foundation invest during the year any amount in a manner that would jeopardize its charitable purposes? 4a X
b Did the foundation make any investment in a prior year (but after December 31, 1969) that could jeopardize its charitable purpose that had not been removed from jeopardy before the first day of the tax year beginning in 2014? 4b X

Part VII-B Statements Regarding Activities for Which Form 4720 May Be Required (continued)

5a During the year did the foundation pay or incur any amount to:

(1) Carry on propaganda, or otherwise attempt to influence legislation (section 4945(e))? Yes No

(2) Influence the outcome of any specific public election (see section 4955); or to carry on, directly or indirectly, any voter registration drive? Yes No

(3) Provide a grant to an individual for travel, study, or other similar purposes? Yes No

(4) Provide a grant to an organization other than a charitable, etc., organization described in section 4945(d)(4)(A)? (see instructions). Yes No

(5) Provide for any purpose other than religious, charitable, scientific, literary, or educational purposes, or for the prevention of cruelty to children or animals? Yes No

b If any answer is "Yes" to 5a(1)-(5), did any of the transactions fail to qualify under the exceptions described in Regulations section 53.4945 or in a current notice regarding disaster assistance (see instructions)? Yes No
 Organizations relying on a current notice regarding disaster assistance check here

c If the answer is "Yes" to question 5a(4), does the foundation claim exemption from the tax because it maintained expenditure responsibility for the grant? Yes No
 If "Yes," attach the statement required by Regulations section 53.4945-5(d).

6a Did the foundation, during the year, receive any funds, directly or indirectly, to pay premiums on a personal benefit contract? Yes No

b Did the foundation, during the year, pay premiums, directly or indirectly, on a personal benefit contract? Yes No
 If "Yes" to 6b, file Form 8870

7a At any time during the tax year, was the foundation a party to a prohibited tax shelter transaction? Yes No

b If "Yes," did the foundation receive any proceeds or have any net income attributable to the transaction? Yes No

Part VIII Information About Officers, Directors, Trustees, Foundation Managers, Highly Paid Employees, and Contractors

1 List all officers, directors, trustees, foundation managers and their compensation (see instructions).

(a) Name and address	(b) Title, and average hours per week devoted to position	(c) Compensation (If not paid, enter -0-)	(d) Contributions to employee benefit plans and deferred compensation	(e) Expense account, other allowances
JP MORGAN CHASE BANK, N.A 10 S DEARBORN ST; MC; IL1-0117, CHICAGO, IL 60603	TRUSTEE 2	36,102.	-0-	-0-

2 Compensation of five highest-paid employees (other than those included on line 1 - see instructions). If none, enter "NONE."

(a) Name and address of each employee paid more than \$50,000	(b) Title, and average hours per week devoted to position	(c) Compensation	(d) Contributions to employee benefit plans and deferred compensation	(e) Expense account, other allowances
NONE		NONE	NONE	NONE

Total number of other employees paid over \$50,000 **NONE**

Part VIII Information About Officers, Directors, Trustees, Foundation Managers, Highly Paid Employees, and Contractors (continued)

3 Five highest-paid independent contractors for professional services (see instructions). If none, enter "NONE."

(a) Name and address of each person paid more than \$50,000	(b) Type of service	(c) Compensation
NONE		NONE
Total number of others receiving over \$50,000 for professional services ▶		NONE

Part IX-A Summary of Direct Charitable Activities

List the foundation's four largest direct charitable activities during the tax year. Include relevant statistical information such as the number of organizations and other beneficiaries served, conferences convened, research papers produced, etc	Expenses
1 NONE	
2	
3	
4	

Part IX-B Summary of Program-Related Investments (see instructions)

Describe the two largest program-related investments made by the foundation during the tax year on lines 1 and 2	Amount
1 NONE	
2	
All other program-related investments See instructions	
3 NONE	
Total. Add lines 1 through 3 ▶	

Part X Minimum Investment Return (All domestic foundations must complete this part. Foreign foundations, see instructions.)

1	Fair market value of assets not used (or held for use) directly in carrying out charitable, etc., purposes:		
a	Average monthly fair market value of securities	1a	5,776,273.
b	Average of monthly cash balances	1b	177,870.
c	Fair market value of all other assets (see instructions).	1c	NONE
d	Total (add lines 1a, b, and c)	1d	5,954,143.
e	Reduction claimed for blockage or other factors reported on lines 1a and 1c (attach detailed explanation)	1e	
2	Acquisition indebtedness applicable to line 1 assets	2	NONE
3	Subtract line 2 from line 1d	3	5,954,143.
4	Cash deemed held for charitable activities. Enter 1 1/2% of line 3 (for greater amount, see instructions).	4	89,312.
5	Net value of noncharitable-use assets. Subtract line 4 from line 3. Enter here and on Part V, line 4	5	5,864,831.
6	Minimum investment return. Enter 5% of line 5	6	293,242.

Part XI Distributable Amount (see instructions) (Section 4942(j)(3) and (j)(5) private operating foundations and certain foreign organizations check here and do not complete this part.)

1	Minimum investment return from Part X, line 6	1	293,242.
2a	Tax on investment income for 2014 from Part VI, line 5	2a	3,301.
b	Income tax for 2014. (This does not include the tax from Part VI.)	2b	
c	Add lines 2a and 2b	2c	3,301.
3	Distributable amount before adjustments. Subtract line 2c from line 1	3	289,941.
4	Recoveries of amounts treated as qualifying distributions	4	NONE
5	Add lines 3 and 4	5	289,941.
6	Deduction from distributable amount (see instructions).	6	NONE
7	Distributable amount as adjusted. Subtract line 6 from line 5. Enter here and on Part XIII, line 1	7	289,941.

Part XII Qualifying Distributions (see instructions)

1	Amounts paid (including administrative expenses) to accomplish charitable, etc., purposes:		
a	Expenses, contributions, gifts, etc - total from Part I, column (d), line 26	1a	407,305.
b	Program-related investments - total from Part IX-B	1b	
2	Amounts paid to acquire assets used (or held for use) directly in carrying out charitable, etc., purposes	2	NONE
3	Amounts set aside for specific charitable projects that satisfy the:		
a	Suitability test (prior IRS approval required)	3a	NONE
b	Cash distribution test (attach the required schedule)	3b	NONE
4	Qualifying distributions. Add lines 1a through 3b. Enter here and on Part V, line 8, and Part XIII, line 4	4	407,305.
5	Foundations that qualify under section 4940(e) for the reduced rate of tax on net investment income. Enter 1% of Part I, line 27b (see instructions)	5	3,301.
6	Adjusted qualifying distributions. Subtract line 5 from line 4	6	404,004.

Note. The amount on line 6 will be used in Part V, column (b), in subsequent years when calculating whether the foundation qualifies for the section 4940(e) reduction of tax in those years.

Part XIII Undistributed Income (see instructions)

	(a) Corpus	(b) Years prior to 2013	(c) 2013	(d) 2014
1 Distributable amount for 2014 from Part XI, line 7				289,941.
2 Undistributed income, if any, as of the end of 2014				
a Enter amount for 2013 only			NONE	
b Total for prior years 20 <u>12</u> , 20 <u> </u> , 20 <u> </u>		NONE		
3 Excess distributions carryover, if any, to 2014:				
a From 2009			NONE	
b From 2010			9,470.	
c From 2011			21,301.	
d From 2012			NONE	
e From 2013			28,247.	
f Total of lines 3a through e	59,018.			
4 Qualifying distributions for 2014 from Part XII, line 4: ► \$ <u>407,305.</u>				
a Applied to 2013, but not more than line 2a			NONE	
b Applied to undistributed income of prior years (Election required - see instructions)		NONE		
c Treated as distributions out of corpus (Election required - see instructions)	NONE			
d Applied to 2014 distributable amount				289,941.
e Remaining amount distributed out of corpus	117,364.			
5 Excess distributions carryover applied to 2014 (If an amount appears in column (d), the same amount must be shown in column (a).)	NONE			NONE
6 Enter the net total of each column as indicated below:				
a Corpus Add lines 3f, 4c, and 4e. Subtract line 5	176,382.			
b Prior years' undistributed income. Subtract line 4b from line 2b		NONE		
c Enter the amount of prior years' undistributed income for which a notice of deficiency has been issued, or on which the section 4942(a) tax has been previously assessed		NONE		
d Subtract line 6c from line 6b. Taxable amount - see instructions		NONE		
e Undistributed income for 2013. Subtract line 4a from line 2a Taxable amount - see instructions			NONE	
f Undistributed income for 2014. Subtract lines 4d and 5 from line 1 This amount must be distributed in 2015				NONE
7 Amounts treated as distributions out of corpus to satisfy requirements imposed by section 170(b)(1)(F) or 4942(g)(3) (Election may be required - see instructions)	NONE			
8 Excess distributions carryover from 2009 not applied on line 5 or line 7 (see instructions)	NONE			
9 Excess distributions carryover to 2015. Subtract lines 7 and 8 from line 6a	176,382.			
10 Analysis of line 9				
a Excess from 2010	9,470.			
b Excess from 2011	21,301.			
c Excess from 2012	NONE			
d Excess from 2013	28,247.			
e Excess from 2014	117,364.			

Part XIV Private Operating Foundations (see instructions and Part VII-A, question 9)

NOT APPLICABLE

1a If the foundation has received a ruling or determination letter that it is a private operating foundation, and the ruling is effective for 2014, enter the date of the ruling ▶

b Check box to indicate whether the foundation is a private operating foundation described in section 4942(j)(3) or 4942(j)(5)

	Tax year	Prior 3 years			(e) Total
	(a) 2014	(b) 2013	(c) 2012	(d) 2011	
2a Enter the lesser of the adjusted net income from Part I or the minimum investment return from Part X for each year listed					
b 85% of line 2a					
c Qualifying distributions from Part XII, line 4 for each year listed					
d Amounts included in line 2c not used directly for active conduct of exempt activities					
e Qualifying distributions made directly for active conduct of exempt activities Subtract line 2d from line 2c					
3 Complete 3a, b, or c for the alternative test relied upon					
a "Assets" alternative test - enter					
(1) Value of all assets					
(2) Value of assets qualifying under section 4942(j)(3)(B)(i).					
b "Endowment" alternative test - enter 2/3 of minimum investment return shown in Part X, line 6 for each year listed					
c "Support" alternative test - enter					
(1) Total support other than gross investment income (interest, dividends, rents, payments on securities loans (section 512(a)(5)), or royalties).					
(2) Support from general public and 5 or more exempt organizations as provided in section 4942(j)(3)(B)(iii)					
(3) Largest amount of support from an exempt organization.					
(4) Gross investment income					

Part XV Supplementary Information (Complete this part only if the foundation had \$5,000 or more in assets at any time during the year - see instructions.)

1 Information Regarding Foundation Managers:

a List any managers of the foundation who have contributed more than 2% of the total contributions received by the foundation before the close of any tax year (but only if they have contributed more than \$5,000). (See section 507(d)(2).)

NONE

b List any managers of the foundation who own 10% or more of the stock of a corporation (or an equally large portion of the ownership of a partnership or other entity) of which the foundation has a 10% or greater interest

NONE

2 Information Regarding Contribution, Grant, Gift, Loan, Scholarship, etc., Programs:

Check here if the foundation only makes contributions to preselected charitable organizations and does not accept unsolicited requests for funds. If the foundation makes gifts, grants, etc. (see instructions) to individuals or organizations under other conditions, complete items 2a, b, c, and d.

a The name, address, and telephone number or e-mail address of the person to whom applications should be addressed

SEE STATEMENT 7

b The form in which applications should be submitted and information and materials they should include:

SEE ATTACHED STATEMENT FOR LINE 2

c Any submission deadlines:

SEE ATTACHED STATEMENT FOR LINE 2

d Any restrictions or limitations on awards, such as by geographical areas, charitable fields, kinds of institutions, or other factors:

SEE ATTACHED STATEMENT FOR LINE 2

Part XV Supplementary Information (continued)

3 Grants and Contributions Paid During the Year or Approved for Future Payment

Recipient	If recipient is an individual, show any relationship to any foundation manager or substantial contributor	Foundation status of recipient	Purpose of grant or contribution	Amount
Name and address (home or business)				
<p>a <i>Paid during the year</i></p> <p>SEE STATEMENT 26</p>				<p>397,257.</p>
<p>Total ▶ 3a</p>				<p>397,257.</p>
<p>b <i>Approved for future payment</i></p>				
<p>Total ▶ 3b</p>				

FORM 990PF, PART I - DIVIDENDS AND INTEREST FROM SECURITIES
=====

DESCRIPTION -----	REVENUE AND EXPENSES PER BOOKS -----	NET INVESTMENT INCOME -----
DIVIDENDS AND INTEREST FROM SECURITIES	126,212.	125,678.
TOTAL	126,212.	125,678.

FORM 990PF, PART I - OTHER INCOME
=====

DESCRIPTION -----	REVENUE AND EXPENSES PER BOOKS -----
DEFERRED INCOME	-2,095.
TOTALS	----- -2,095. =====

FORM 990PF, PART I - ACCOUNTING FEES
=====

DESCRIPTION	REVENUE AND EXPENSES PER BOOKS	NET INVESTMENT INCOME	ADJUSTED NET INCOME	CHARITABLE PURPOSES
TAX PREPARATION FEE (NON-ALLOC	1,545.	773.		773.
TOTALS	1,545.	773.	NONE	773.

FORM 990PF, PART I - TAXES

=====

DESCRIPTION	REVENUE AND EXPENSES PER BOOKS	NET INVESTMENT INCOME
FOREIGN TAXES	19.	19.
FEDERAL TAX PAYMENT - PRIOR YE	11,000.	
FEDERAL ESTIMATES - INCOME	5,200.	
FOREIGN TAXES ON QUALIFIED FOR	2,680.	2,680.
FOREIGN TAXES ON NONQUALIFIED	393.	393.
TOTALS	19,292.	3,092.

=====

FORM 990PF, PART I - OTHER EXPENSES
=====

REVENUE
AND
EXPENSES
PER BOOKS

CHARITABLE
PURPOSES

DESCRIPTION

ATTORNEY GENERAL FEE

250.

250.

TOTALS

250.
=====

250.
=====

FORM 990PF, PART III - OTHER DECREASES IN NET WORTH OR FUND BALANCES

=====

DESCRIPTION

AMOUNT

ADJUSTMENT TO BASIS

346.

PRIOR PERIOD ADJUSTMENT

107.

TOTAL

453.

=====

RECIPIENT NAME:

JPMORGAN CHASE BANK, NA

ADDRESS:

ONE CHASE SQUARE

ROCHESTER, NY 14643

RECIPIENT'S PHONE NUMBER: 585-797-1925

FORM, INFORMATION AND MATERIALS:

SEE ATTACHED

SUBMISSION DEADLINES:

GRANTS MADE THROUGHOUT THE YEAR. MOST ARE

REVIEWED FEB. 1 - MARCH 15 AND SEP. 15 - OCT 15.

RESTRICTIONS OR LIMITATIONS ON AWARDS:

SEE ATTACHED

=====

RECIPIENT NAME:

South Seneca Middle Scho

ADDRESS:

Ovid, NY 14521

RELATIONSHIP:

N/A

PURPOSE OF GRANT:

GENERAL

FOUNDATION STATUS OF RECIPIENT:

PC

AMOUNT OF GRANT PAID 6,000.

RECIPIENT NAME:

Edith B Ford Mem Library of Ovid NY

ADDRESS:

P.O. BOX 410

Ovid, NY 14521

RELATIONSHIP:

N/A

PURPOSE OF GRANT:

GENERAL

FOUNDATION STATUS OF RECIPIENT:

PC

AMOUNT OF GRANT PAID 5,000.

RECIPIENT NAME:

Lodi Whittier Free Library Assoc

ADDRESS:

E SENECA ST

Lodi, NY 14860

RELATIONSHIP:

N/A

PURPOSE OF GRANT:

GENERAL

FOUNDATION STATUS OF RECIPIENT:

PC

AMOUNT OF GRANT PAID 5,000.

RECIPIENT NAME:
Seneca Falls Historical Society
ADDRESS:
55 CAYUGA ST
Seneca Falls, NY 13148
RELATIONSHIP:
N/A
PURPOSE OF GRANT:
GENERAL
FOUNDATION STATUS OF RECIPIENT:
PC
AMOUNT OF GRANT PAID 3,450.

RECIPIENT NAME:
Interlaken Public Library
ADDRESS:
P.O. BOX 105
Interlaken, NY 14847
RELATIONSHIP:
N/A
PURPOSE OF GRANT:
GENERAL
FOUNDATION STATUS OF RECIPIENT:
PC
AMOUNT OF GRANT PAID 4,200.

RECIPIENT NAME:
Interlaken Historical Society
ADDRESS:
MAIN ST
Interlaken, NY 14847
RELATIONSHIP:
N/A
PURPOSE OF GRANT:
GENERAL
FOUNDATION STATUS OF RECIPIENT:
PC
AMOUNT OF GRANT PAID 5,100.

=====

RECIPIENT NAME:

Schweinfurth Memorial Arts Center

ADDRESS:

205 GENESEE ST
Auburn, NY 13021

RELATIONSHIP:

N/A

PURPOSE OF GRANT:

GENERAL

FOUNDATION STATUS OF RECIPIENT:

PC

AMOUNT OF GRANT PAID 4,000.

RECIPIENT NAME:

Wayne County Council For
the Arts

ADDRESS:

108 W MILLER ST
Newark, NY 14513

RELATIONSHIP:

N/A

PURPOSE OF GRANT:

GENERAL

FOUNDATION STATUS OF RECIPIENT:

PC

AMOUNT OF GRANT PAID 1,300.

RECIPIENT NAME:

Lodi Historical Society

ADDRESS:

P.O. BOX 279
Lodi, NY 14860

RELATIONSHIP:

N/A

PURPOSE OF GRANT:

GENERAL

FOUNDATION STATUS OF RECIPIENT:

PC

AMOUNT OF GRANT PAID 5,000.

RECIPIENT NAME:
Seneca Falls Rotary Service Foundat
ADDRESS:
121 CAYUGA ST
Seneca Falls, NY 13148
RELATIONSHIP:
N/A
PURPOSE OF GRANT:
GENERAL
FOUNDATION STATUS OF RECIPIENT:
PC
AMOUNT OF GRANT PAID 3,500.

RECIPIENT NAME:
Seneca Museum of Waterways and Indu
ADDRESS:
89 FALL ST
Seneca Falls, NY 13148
RELATIONSHIP:
NONE
PURPOSE OF GRANT:
GENERAL
FOUNDATION STATUS OF RECIPIENT:
PC
AMOUNT OF GRANT PAID 2,950.

RECIPIENT NAME:
Trumansburg After School Program In
ADDRESS:
P.O. BOX 662
Trumansburg, NY 14886
RELATIONSHIP:
N/A
PURPOSE OF GRANT:
GENERAL
FOUNDATION STATUS OF RECIPIENT:
PC
AMOUNT OF GRANT PAID 2,250.

=====

RECIPIENT NAME:

Backbone Ridge Historical

RELATIONSHIP:

N/A

PURPOSE OF GRANT:

GENERAL

FOUNDATION STATUS OF RECIPIENT:

PC

AMOUNT OF GRANT PAID 3,333.

RECIPIENT NAME:

Phelps Arts Center

ADDRESS:

15 CHURCH ST
PHELPS, NY 14532

RELATIONSHIP:

N/A

PURPOSE OF GRANT:

GENERAL

FOUNDATION STATUS OF RECIPIENT:

PC

AMOUNT OF GRANT PAID 5,000.

RECIPIENT NAME:

Ulysses Philomathic Library

ADDRESS:

74 E MAIN ST
Trumansburg, NY 14886

RELATIONSHIP:

N/A

PURPOSE OF GRANT:

GENERAL

FOUNDATION STATUS OF RECIPIENT:

PC

AMOUNT OF GRANT PAID 2,599.

=====

RECIPIENT NAME:

Romulus Education Foundation

ADDRESS:

5705 ROUTE 96
Romulus, NY 14541

RELATIONSHIP:

N/A

PURPOSE OF GRANT:

GENERAL

FOUNDATION STATUS OF RECIPIENT:

PC

AMOUNT OF GRANT PAID 10,000.

RECIPIENT NAME:

St Peters Community Arts Center

RELATIONSHIP:

N/A

PURPOSE OF GRANT:

GENERAL

FOUNDATION STATUS OF RECIPIENT:

PC

AMOUNT OF GRANT PAID 4,000.

RECIPIENT NAME:

Between the Lakes Community Service
Players

ADDRESS:

P.O. BOX 582
Ovid, NY 14521

RELATIONSHIP:

N/A

PURPOSE OF GRANT:

GENERAL

FOUNDATION STATUS OF RECIPIENT:

PC

AMOUNT OF GRANT PAID 4,500.

RECIPIENT NAME:
FINGER LAKES CULTURAL AND NATURAL M
ADDRESS:
3369 GUYANOGA RD, BRANCHPORT
, NY 14418
RELATIONSHIP:
N/A
PURPOSE OF GRANT:
GENERAL
FOUNDATION STATUS OF RECIPIENT:
PC
AMOUNT OF GRANT PAID 5,000.

RECIPIENT NAME:
GENEVA HISTORICAL SOCIETY
ADDRESS:
543 S MAIN ST, GENEVA,
, NY 14456
RELATIONSHIP:
N/A
PURPOSE OF GRANT:
GENERAL
FOUNDATION STATUS OF RECIPIENT:
PC
AMOUNT OF GRANT PAID 1,500.

RECIPIENT NAME:
Geneva Public Library
ADDRESS:
Geneva, NY 14456
RELATIONSHIP:
NONE
PURPOSE OF GRANT:
PROGRAM SUPPORT
FOUNDATION STATUS OF RECIPIENT:
PUBLIC
AMOUNT OF GRANT PAID 875.

=====

RECIPIENT NAME:

Romulus Historical Society

ADDRESS:

1435 PROSPECT ST, P.O. BOX 177
Willard, NY 14541

RELATIONSHIP:

N/A

PURPOSE OF GRANT:

GENERAL

FOUNDATION STATUS OF RECIPIENT:

PC

AMOUNT OF GRANT PAID 1,500.

RECIPIENT NAME:

Smith Center for the Arts

ADDRESS:

Geneva, NY 14456

RELATIONSHIP:

NONE

PURPOSE OF GRANT:

PROGRAM SUPPORT

FOUNDATION STATUS OF RECIPIENT:

PUBLIC

AMOUNT OF GRANT PAID 4,000.

RECIPIENT NAME:

Friends of Robert Treman
State Park

ADDRESS:

Ithaca, NY 14850

RELATIONSHIP:

NONE

PURPOSE OF GRANT:

GENERAL

FOUNDATION STATUS OF RECIPIENT:

PC

AMOUNT OF GRANT PAID 3,000.

RECIPIENT NAME:
Pittsford Sutherland High School
ADDRESS:
Pittsford, NY 14534
RELATIONSHIP:
N/A
PURPOSE OF GRANT:
GENERAL
FOUNDATION STATUS OF RECIPIENT:
PC
AMOUNT OF GRANT PAID 300.

RECIPIENT NAME:
CHRIST EPISCOPAL CHURCH
ADDRESS:
120 W. HIGH STREET
Charlottesville, VA 22902
RELATIONSHIP:
NONE
PURPOSE OF GRANT:
GENERAL
FOUNDATION STATUS OF RECIPIENT:
PC
AMOUNT OF GRANT PAID 2,500.

RECIPIENT NAME:
Big Brothers Big Sisters of Greater Roch
ADDRESS:
37 S WASHINGTON ST, ROCHESTER,
NEW YORK, NY 14608
RELATIONSHIP:
NONE
PURPOSE OF GRANT:
GENERAL
FOUNDATION STATUS OF RECIPIENT:
PC
AMOUNT OF GRANT PAID 4,000.

RECIPIENT NAME:
CLYDE-SAVANNAH PUBLIC LIBRARY
ADDRESS:
204 GLASGOW ST, CLYDE,
New York, NY 14433
RELATIONSHIP:
NONE
PURPOSE OF GRANT:
GENERAL
FOUNDATION STATUS OF RECIPIENT:
PC
AMOUNT OF GRANT PAID 3,400.

RECIPIENT NAME:
AUBURN PUBLIC THEATER INC.
ADDRESS:
8 EXCHANGE ST, AUBURN,
New York, NY 13021
RELATIONSHIP:
NONE
PURPOSE OF GRANT:
GENERAL
FOUNDATION STATUS OF RECIPIENT:
PC
AMOUNT OF GRANT PAID 2,000.

RECIPIENT NAME:
GENEVA READS, INC.
ADDRESS:
25 N MORRELL AVE
Geneva, NY 14456
RELATIONSHIP:
N/A
PURPOSE OF GRANT:
GENERAL
FOUNDATION STATUS OF RECIPIENT:
PC
AMOUNT OF GRANT PAID 4,500.

=====

RECIPIENT NAME:

History Center Tompkins County

ADDRESS:

401 E STATE ST, ITHACA,
New York, NY 14850

RELATIONSHIP:

NONE

PURPOSE OF GRANT:

GENERAL

FOUNDATION STATUS OF RECIPIENT:

PC

AMOUNT OF GRANT PAID 1,800.

RECIPIENT NAME:

PLACE, CITY OF CANANDAIGUA

RELATIONSHIP:

NONE

PURPOSE OF GRANT:

GENERAL

FOUNDATION STATUS OF RECIPIENT:

PC

AMOUNT OF GRANT PAID 2,000.

RECIPIENT NAME:

Maret School

ADDRESS:

3000 CATHEDRAL AVE NW
Washington, DC 20008

RELATIONSHIP:

N/A

PURPOSE OF GRANT:

GENERAL

FOUNDATION STATUS OF RECIPIENT:

PC

AMOUNT OF GRANT PAID 25,000.

=====

RECIPIENT NAME:

FUND FOR AMERICAN DIPLOMACY

ADDRESS:

2101 E STREET NW
Washington, DC 20012

RELATIONSHIP:

N/A

PURPOSE OF GRANT:

GENERAL

FOUNDATION STATUS OF RECIPIENT:

PC

AMOUNT OF GRANT PAID 25,000.

RECIPIENT NAME:

American Academy of Diplomacy

ADDRESS:

1200 18TH ST NW
Washington, DC 20036

RELATIONSHIP:

N/A

PURPOSE OF GRANT:

GENERAL

FOUNDATION STATUS OF RECIPIENT:

PC

AMOUNT OF GRANT PAID 20,000.

RECIPIENT NAME:

AFSA Fund for American Diplomacy

ADDRESS:

Washington, DC 20037

RELATIONSHIP:

NONE

PURPOSE OF GRANT:

GENERAL

FOUNDATION STATUS OF RECIPIENT:

PC

AMOUNT OF GRANT PAID 13,000.

RECIPIENT NAME:

Association for Diplomatic

ADDRESS:

2814 N UNDERWOOD STREET ARLINGTON

Arlington, VA 22213

RELATIONSHIP:

N/A

PURPOSE OF GRANT:

GENERAL

FOUNDATION STATUS OF RECIPIENT:

PC

AMOUNT OF GRANT PAID 10,000.

RECIPIENT NAME:

Population Services International

ADDRESS:

1120 19TH STREET, NW

Washington, DC 20036

RELATIONSHIP:

N/A

PURPOSE OF GRANT:

GENERAL

FOUNDATION STATUS OF RECIPIENT:

PC

AMOUNT OF GRANT PAID 10,000.

RECIPIENT NAME:

Henry L Stimson Center

ADDRESS:

1111 19TH STREET NW

Washington, DC 20036

RELATIONSHIP:

N/A

PURPOSE OF GRANT:

GENERAL

FOUNDATION STATUS OF RECIPIENT:

PC

AMOUNT OF GRANT PAID 7,500.

=====

RECIPIENT NAME:

Seneca Falls Library

ADDRESS:

Seneca Falls, NY 14148

RELATIONSHIP:

N/A

PURPOSE OF GRANT:

GENERAL

FOUNDATION STATUS OF RECIPIENT:

PC

AMOUNT OF GRANT PAID 4,000.

RECIPIENT NAME:

College Tracks

ADDRESS:

Bethesda, MD 20814

RELATIONSHIP:

NONE

PURPOSE OF GRANT:

GENERAL

FOUNDATION STATUS OF RECIPIENT:

PC

AMOUNT OF GRANT PAID 3,000.

RECIPIENT NAME:

Senior Living Foundation

ADDRESS:

1716 N STREET NW

Washington, DC 20036

RELATIONSHIP:

N/A

PURPOSE OF GRANT:

GENERAL

FOUNDATION STATUS OF RECIPIENT:

PC

AMOUNT OF GRANT PAID 200.

=====

RECIPIENT NAME:

Washington Humane Society

ADDRESS:

7319 GEORGIA AVE NW
Washington, DC 20012

RELATIONSHIP:

N/A

PURPOSE OF GRANT:

GENERAL

FOUNDATION STATUS OF RECIPIENT:

PC

AMOUNT OF GRANT PAID 20,000.

RECIPIENT NAME:

American Diplomacy Publishers

ADDRESS:

Pitttsboro, NC 27312

RELATIONSHIP:

N/A

PURPOSE OF GRANT:

GENERAL

FOUNDATION STATUS OF RECIPIENT:

PC

AMOUNT OF GRANT PAID 3,300.

RECIPIENT NAME:

Bethesda - Chevy Chase Rescue
Squad

ADDRESS:

5020 BATTERY LN
Bethesda, MD 20814

RELATIONSHIP:

N/A

PURPOSE OF GRANT:

GENERAL

FOUNDATION STATUS OF RECIPIENT:

PC

AMOUNT OF GRANT PAID 200.

RECIPIENT NAME:
MPT Foundation
ADDRESS:
11767 OWINGS MILLS BLVD,
Owings Mills, MD 21117
RELATIONSHIP:
N/A
PURPOSE OF GRANT:
GENERAL
FOUNDATION STATUS OF RECIPIENT:
PC
AMOUNT OF GRANT PAID 1,000.

RECIPIENT NAME:
THE WASHINGTON STAGE GUILD
ADDRESS:
4018 ARGYLE TERRACE, NW
, WA 20011-5301
RELATIONSHIP:
N/A
PURPOSE OF GRANT:
GENERAL
FOUNDATION STATUS OF RECIPIENT:
PC
AMOUNT OF GRANT PAID 2,000.

RECIPIENT NAME:
GARTH NEWEL MUSIC CENTER
ADDRESS:
403 GARTH NEWEL LANE
, VA 24445
RELATIONSHIP:
N/A
PURPOSE OF GRANT:
GENERAL
FOUNDATION STATUS OF RECIPIENT:
PC
AMOUNT OF GRANT PAID 1,000.

=====

RECIPIENT NAME:

The Committee for the Rep

ADDRESS:

1785 MASSACHUSETTS AVE NW
Washington, DC 20036

RELATIONSHIP:

N/A

PURPOSE OF GRANT:

GENERAL

FOUNDATION STATUS OF RECIPIENT:

PC

AMOUNT OF GRANT PAID 2,000.

RECIPIENT NAME:

WETA

ADDRESS:

Arlington, VA 22206

RELATIONSHIP:

N/A

PURPOSE OF GRANT:

GENERAL

FOUNDATION STATUS OF RECIPIENT:

PC

AMOUNT OF GRANT PAID 1,000.

RECIPIENT NAME:

Boys & Girls Club Geneva

ADDRESS:

Geneva, NY 14456

RELATIONSHIP:

N/A

PURPOSE OF GRANT:

GENERAL

FOUNDATION STATUS OF RECIPIENT:

PC

AMOUNT OF GRANT PAID 4,000.

=====

RECIPIENT NAME:
FOREIGN POLICY ASSOCIATION,
ADDRESS:
470 PARK AVENUE SOUTH
New York, NY 10016
RELATIONSHIP:
NONE
PURPOSE OF GRANT:
GENERAL
FOUNDATION STATUS OF RECIPIENT:
PC
AMOUNT OF GRANT PAID 118,000.

RECIPIENT NAME:
REYNOLDS BATTERY L FIRST NY LIGHT
ADDRESS:
21 LINDHURST DR., LOCKPORT
, NY 14094
RELATIONSHIP:
N/A
PURPOSE OF GRANT:
GENERAL
FOUNDATION STATUS OF RECIPIENT:
PC
AMOUNT OF GRANT PAID 3,000.

RECIPIENT NAME:
SENECA 2000, INC.
ADDRESS:
SENECA FALLS,
, NY 13148
RELATIONSHIP:
N/A
PURPOSE OF GRANT:
GENERAL
FOUNDATION STATUS OF RECIPIENT:
PC
AMOUNT OF GRANT PAID 3,000.

=====

RECIPIENT NAME:
Trumansburg Conservatory of Fine
Arts
ADDRESS:
Trumansburg, NY 14886
RELATIONSHIP:
N/A
PURPOSE OF GRANT:
GENERAL
FOUNDATION STATUS OF RECIPIENT:
PC
AMOUNT OF GRANT PAID 3,000.

RECIPIENT NAME:
Literacy Volunteers of
Seneca County
ADDRESS:
Waterloo, NY 13165
RELATIONSHIP:
N/A
PURPOSE OF GRANT:
GENERAL
FOUNDATION STATUS OF RECIPIENT:
PC
AMOUNT OF GRANT PAID 2,000.

RECIPIENT NAME:
American Red Cross in the
Finger Lakes
ADDRESS:
Seneca Falls, NY 13148
RELATIONSHIP:
N/A
PURPOSE OF GRANT:
GENERAL
FOUNDATION STATUS OF RECIPIENT:
PC
AMOUNT OF GRANT PAID 2,500.

TOTAL GRANTS PAID: 397,257.
=====

CHAR500

NYS Annual Filing for Charitable Organizations
www.CharitiesNYS.com

Send with fee and attachments to:
NYS Office of the Attorney General
Charities Bureau Registration Section
120 Broadway
New York, NY 10271

2014
Open to Public
Inspection

1. General Information

For Fiscal Year Beginning (mm/dd/yyyy) _____ / _____ / 2014 and Ending (mm/dd/yyyy) _____ / _____ / _____

Check if Applicable: <input type="checkbox"/> Address Change <input type="checkbox"/> Name Change <input type="checkbox"/> Initial Filing <input type="checkbox"/> Final Filing <input type="checkbox"/> Amended Filing <input type="checkbox"/> Reg ID Pending	Name of Organization	Employer Identification Number (EIN):
	NELSON B DELAVAN FOUND. PART A R53329000	16-6260274
	Mailing Address:	NY Registration Number
	10 S DEARBORN IL1-0117	03-40-65
	City / State / Zip:	Telephone:
	CHICAGO IL 60603	(866)888-515
Website	Email:	
n/a		

Check your organization's registration category: 7A only EPTL only DUAL (7A & EPTL) EXEMPT Find your registration category in the Charities Registry at www.CharitiesNYS.com

2. Certification

See instructions for certification requirements Improper certification is a violation of law that may be subject to penalties

We certify under penalties of perjury that we reviewed this report, including all attachments, and to the best of our knowledge and belief, they are true, correct and complete in accordance with the laws of the State of New York applicable to this report.

President or Authorized Officer: *Paul Bini* VICE PRESIDENT 05/12/2015
 Signature Title Date

Chief Financial Officer or Treasurer: _____ TRUST-ONE SIGNATURE REQUIRED _____
 Signature Title Date

3. Annual Reporting Exemption

Check the exemption(s) that apply to your filing If your organization is claiming an exemption under the category (7A and EPTL only filers) or both categories (DUAL filers) that apply to your registration, complete only parts 1, 2, and 3, and submit the certified Char500 No fee, schedules, or additional attachments are required If you cannot claim an exemption or are a DUAL filer that claims only one exemption, you must file applicable schedules and attachments and pay applicable fees.

- 3a. 7A filing exemption:** Total contributions from NY State including residents, foundations, government agencies, etc did not exceed \$25,000 and the organization did not engage a professional fund raiser (PFR) or fund raising counsel (FRC) to solicit contributions during the fiscal year. Or the organization qualifies for another 7A exemption (see instructions)
- 3b. EPTL filing exemption:** Gross receipts did not exceed \$25,000 and the market value of assets did not exceed \$25,000 at any time during the fiscal year

4. Schedules and Attachments

See the following page for a checklist of schedules and attachments to complete your filing

Yes No 4a. Did your organization use a professional fund raiser, fund raising counsel or commercial co-venturer for fund raising activity in NY State? If yes, complete Schedule 4a.

Yes No 4b. Did the organization receive government grants? If yes, complete Schedule 4b.

5. Fee

See the checklist on the next page to calculate your fee(s). Indicate fee(s) you are submitting here.	7A filing fee: \$ _____	EPTL filing fee: \$ <u>250.</u>	Total fee: \$ <u>250.</u>	Make a single check or money order payable to "Department of Law"
---	----------------------------	------------------------------------	------------------------------	---

CHAR500

Annual Filing Checklist

Simply submit the certified CHAR500 with no fee, schedule, or additional attachments IF:

- Your organization is registered as 7A only and you marked the 7A filing exemption in Part 3
- Your organization is registered as EPTL only and you marked the EPTL filing exemption in Part 3.
- Your organization is registered as DUAL and you marked both the 7A and EPTL filing exemption in Part 3

Checklist of Schedules and Attachments

Check the schedules you must submit with your CHAR500 as described in Part 4:

- If you answered "yes" in Part 4a, submit Schedule 4a: Professional Fund Raisers (PFR), Fund Raising Counsel (FRC), Commercial Co-Venturers (CCV)
- If you answered "yes" in Part 4b, submit Schedule 4b Government Grants

Check the financial attachments you must submit with your CHAR500:

- IRS Form 990, 990-EZ, or 990-PF, and 990-T if applicable
- All additional IRS Form 990 Schedules including Schedule B (Schedule of Contributors).
- IRS Form 990-T if applicable

If you are a 7A only or DUAL filer, submit the applicable independent Certified Public Accountant's Review or Audit Report

- Review Report if you received total revenue and support greater than \$250,000 and up to \$500,000
- Audit Report if you received total revenue and support greater than \$500,000
- No Review Report or Audit Report is required because total revenue and support is less than \$250,000

Note. The Audit and Review requirements are set to change in 2017 and 2021 in accordance with the Non Profit Revitalization Act of 2013. For more details, visit www.CharitiesNYS.com.

Calculate Your Fee

For 7A and DUAL filers, calculate the 7A fee

- \$0, if you marked the 7A exemption in Part 3a
- \$25, if you did not mark the 7A exemption in Part 3a

For EPTL and DUAL filers, calculate the EPTL fee:

- \$0, if you marked the EPTL exemption in Part 3b
- \$25, if the NET WORTH is less than \$50,000
- \$50, if the NET WORTH is \$50,000 or more but less than \$250,000
- \$100, if the NET WORTH is \$250,000 or more but less than \$1,000,000
- \$250, if the NET WORTH is \$1,000,000 or more but less than \$10,000,000
- \$750, if the NET WORTH is \$10,000,000 or more but less than \$50,000,000
- \$1500, if the NET WORTH is \$50,000,000 or more

Is my organization a 7A, EPTL or DUAL filer?

- 7A filers are registered to solicit contributions in New York under Article 7-A of the Executive Law ("7A")
- EPTL filers are registered under the Estates, Powers & Trusts Law ("EPTL") because they hold assets and/or conduct activities for charitable purposes in NY
- DUAL filers are registered under both 7A and EPTL

Check your registration category and learn more about NY law at www.CharitiesNYS.com

Where do I find my organization's NET WORTH?

- NET WORTH for fee purposes is calculated on
- IRS Form 990 Part I, line 22
 - IRS Form 990 EZ Part I line 21
 - IRS Form 990 PF, calculate the difference between Total Assets at Fair Market Value (Part II, line 16(c)) and Total Liabilities (Part II, line 23(b))

Send Your Filing

Send your CHAR500, all schedules and attachments, and total fee to:

NYS Office of the Attorney General
Charities Bureau Registration Section
120 Broadway
New York, NY 10271

501G
DBB913
NELSON B DELAVAN FOUND. PART A R53329000



NELSON B DELAVAN FOUND. PART A ACCT. R53329000
As of 12/31/14

JPMorgan Chase Bank, N.A.
270 Park Avenue, New York, NY 10017-2014

Fiduciary Account

J.P. Morgan Team		Table of Contents	
			Page
Louis Rossetti	T & E Officer	Account Summary	2
Mary Gotham	T & E Administrator	Holdings	
Glenda Martinez	Client Service Team	Equity	4
Michelle Florez	Client Service Team	Alternative Assets	15
		Cash & Fixed Income	18

Online access www.jpmorganonline.com

Please see disclosures located at the end of this statement package for important information relating to each J.P.Morgan account(s).



097407301803100011754
098407301600100011754

J.P.Morgan

000000194.15 0 15.RRRRR.SCHMIFB 20150407

Page 1 of 21

Account Summary

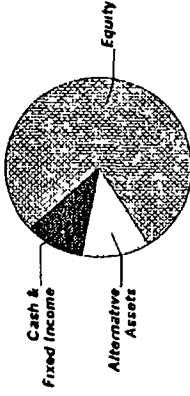
PRINCIPAL

Asset Allocation	Beginning Market Value	Ending Market Value	Change In Value	Estimated Annual Income	Current Allocation
Equity	2,852,535.25	2,976,555.65	124,020.40	46,682.49	78%
Alternative Assets	512,535.38	446,988.85	(65,546.53)	10,748.88	12%
Cash & Fixed Income	450,913.00	357,519.23	(93,393.77)	5,541.84	10%
Market Value	\$3,815,983.63	\$3,781,063.73	(\$34,919.90)	\$62,973.21	100%

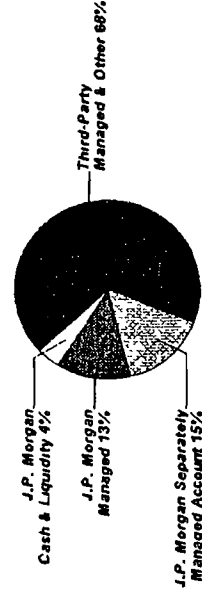
INCOME

Cash Position	Beginning Market Value	Ending Market Value	Change In Value
Cash Balance	26,995.47	43,900.88	16,905.41
Accruals	942.06	3,198.98	2,256.92
Market Value	\$27,937.53	\$47,099.86	\$19,162.33

Asset Allocation



Manager Allocation *



* J.P. Morgan Managed includes (to the extent permitted under applicable law) mutual funds, other registered funds and hedge funds managed by J.P. Morgan and structured products issued by J.P. Morgan. J.P. Morgan Separately Managed Account includes fixed income, equity, and alternative separately managed accounts managed by J.P. Morgan. J.P. Morgan Cash & Liquidity Funds includes cash, J.P. Morgan deposit sweeps and J.P. Morgan money market mutual funds. Third-Party Managed & Other includes mutual funds, exchange traded funds, hedge funds, and separately managed accounts managed by parties other than J.P. Morgan, structured products and exchange traded notes issued by parties other than J.P. Morgan, and other investments not managed or issued by J.P. Morgan. See important information about investment principles and conflicts in the disclosures section.



NELSON B DELAVAN FOUND. PART A ACCT. R53329000
As of 12/31/14



097407301803100011755
098407301600100011755

Account Summary CONTINUED

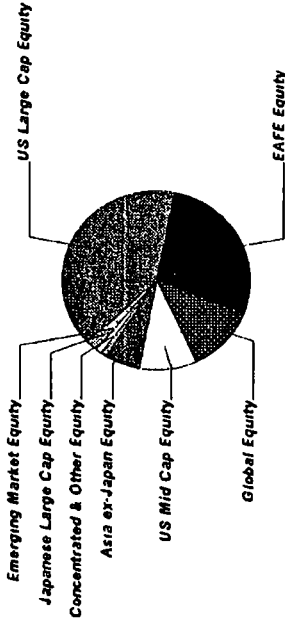
	Cost
Equity	2,523,690.61
Cash & Fixed Income	359,978.31
Total	\$2,883,668.92

J.P.Morgan

Equity Summary

Asset Categories	Beginning Market Value	Ending Market Value	Change In Value	Current Allocation
US Large Cap Equity	1,132,118.19	1,201,669.11	69,550.92	31%
US Mid Cap Equity	296,544.57	309,437.60	12,893.03	8%
EAFE Equity	940,843.39	843,237.30	(97,606.09)	22%
European Large Cap Equity	80,661.70	0.00	(80,661.70)	
Japanese Large Cap Equity	0.00	41,720.92	41,720.92	1%
Asia ex-Japan Equity	208,047.93	175,138.50	(32,909.43)	5%
Emerging Market Equity	77,359.29	39,352.91	(38,006.38)	1%
Global Equity	116,960.18	328,706.10	211,745.92	9%
Concentrated & Other Equity	0.00	37,293.21	37,293.21	1%
Total Value	\$2,852,635.25	\$2,976,555.65	\$124,020.40	78%

Asset Categories



Equity as a percentage of your portfolio - 78 %

Market Value/Cost	Current Period Value
Market Value	2,976,555.65 ✓
Tax Cost	2,523,690.61 ✓
Unrealized Gain/Loss	452,865.04
Estimated Annual Income	46,682.49
Accrued Dividends	3,198.98
Yield	1.56%



NELSON B DELAVAN FOUND. PART A ACCT. R53329000
As of 12/31/14



097407301803100011756
098407301600100011756

Note: P indicates position adjusted for Pending Trade Activity

Equity Detail

	Price	Quantity	Value	Adjusted Tax Cost Original Cost	Unrealized Gain/Loss	Est Annual Inc Accrued Div	Yield
US Large Cap Equity							
ABBOTT LABORATORIES							
002824-10-0 ABT	45.02	61 000	2,746.22	2,578.17	168.05	58.56	2.13%
ACCENTURE PLC-CL A							
G1151C-10-1 ACN	89.31	49 000	4,376.19	3,982.18	394.01	99.96	2.28%
ACE LTD NEW							
H0023R-10-5 ACE	114.88	69 000	7,926.72	4,048.41	3,878.31	179.40	2.26%
ACTAVIS, INC.							
G0083B-10-8 ACT	257.41	19 000	4,890.79	4,408.35	482.44		
ADOBE SYSTEMS INC							
00724F-10-1 ADBE	72.70	62 000	4,507.40	2,213.76	2,293.64		
ALEXION PHARMACEUTICALS INC							
015351-10-9 ALXN	185.03	13 000	2,405.39	1,256.47	1,148.92		
ALLIANCE DATA SYSTEMS CORP							
018581-10-8 ADS	286.05	10 000	2,860.50	1,765.21	1,095.29		
ANADARKO PETROLEUM CORP							
032511-10-7 APC	82.50	68 000	5,610.00	5,208.40	401.60	73.44	1.31%
APPLE INC.							
037833-10-0 AAPL	110.38	217 000	23,952.46	6,478.79	17,473.67	407.96	1.70%
AVAGO TECHNOLOGIES LTD							
Y0486S-10-4 AVGO	100.59	114 000	11,467.26	3,796.92	7,670.34	159.60	1.39%
BANK OF AMERICA CORP							
060505-10-4 BAC	17.89	667 000	11,932.63	10,722.63	1,210.00	133.40	1.12%

J.P. Morgan



NELSON B DELAVAN FOUND. PART A ACCT. R53329000
As of 12/31/14

	Price	Quantity	Value	Adjusted Tax Cost Original Cost	Unrealized Gain/Loss	Est. Annual Inc. Accrued Div	Yield
US Large Cap Equity							
BBH CORE SELECT FUND-N 05528X-60-4 BBTE X	22.69	3,408.922	77,348.44	54,713.20	22,635.24	490.88	0.63%
BIOGEN INC 09062X-10-3 BIIB	339.45	22.000	7,467.90	2,229.20	5,238.70		
BLACKROCK INC 09247X-10-1 BLK	357.56	9.000	3,218.04	2,974.59	243.45	69.48	2.16%
BRISTOL MYERS SQUIBB CO 110122-10-8 BMY	59.03	136.000	8,028.08	5,380.08	2,648.00	201.28 50.32	2.51%
BROADCOM CORP CL A 111320-10-7 BRCM	43.33	82.000	3,553.06	3,134.59	418.47	39.36	1.11%
CAPITAL ONE FINANCIAL CORP 14040H-10-5 COF	82.55	59.000	4,870.45	3,183.60	1,686.85	70.80	1.45%
CELGENE CORPORATION 151020-10-4 CELG	111.86	49.000	5,481.14	1,164.48	4,316.66		
CHARTER COMMUNICATIONS INC 16117M-30-5 CHTR	166.62	24.000	3,998.88	3,872.82	126.06		
CITIGROUP INC NEW 172967-42-4 C	54.11	206.000	11,146.66	8,117.37	3,029.29	8.24	0.07%
COCA-COLA CO 191216-10-0 KO	42.22	122.000	5,150.84	5,364.54	(213.70)	148.84	2.89%
COLGATE PALMOLIVE CO 194162-10-3 CL	69.19	39.000	2,698.41	2,397.87	300.54	56.16	2.08%
COMCAST CORP CL A 20030N-10-1 CMCS A	58.01	194.000	11,253.94	4,655.93	6,598.01	174.60	1.55%



NELSON B DELAVAN FOUND. PART A ACCT. R53329000
As of 12/31/14



097407301803100011757
098407301600100011757

	Price	Quantity	Value	Adjusted Tax Cost Original Cost	Unrealized Gain/Loss	Est. Annual Inc Accrued Div.	Yield
US Large Cap Equity							
CONSTELLATION BRANDS INC A 21036P-10-8 STZ	98.17	32 000	3,141.44	2,808.51	332.93		
COSTCO WHOLESALE CORP 22160K-10-5 COST	141.75	21,000	2,976.75	2,552.76	423.99	29.82	1.00%
CS CYCLICAL SECT REL PERF NT 2/25/15 1.09 XLEV BASKET UPSIDE- UNCAPPED 1.1 SPX DOWNSIDE 2/7/14 SPX 1797.02 BSKT.IXM.212.50 IXI:504.93 IXT 351.01 22547Q-HK-5	116.35	35,000,000	40,722.29	34,650.00	6,072.29		
CVS HEALTH CORPORATION 126650-10-0 CVS	96.31	61 000	5,874.91	3,847.79	2,027.12	85.40	1.45%
DISH NETWORK CORP CL A 25470M-10-9 DISH	72.89	72,000	5,248.08	2,692.23	2,555.85		
E I DU PONT DE NEMOURS & CO 263534-10-9 DD	73.94	66 000	4,880.04	4,504.56	375.48	124.08	2.54%
EXXON MOBIL CORP 30231G-10-2 XOM	92.45	66 000	6,101.70	3,925.02	2,176.68	182.16	2.99%
FACEBOOK INC-A 30303M-10-2 FB	78.02	122 000	9,518.44	9,244.66	273.78		
FIDELITY NATIONAL INFORMATION SERVICES 31620M-10-6 FIS	62.20	47,000	2,923.40	2,959.62	(36.22)	45.12	1.54%
GENERAL MOTORS CO 37045V-10-0 GM	34.91	253 000	8,832.23	7,874.80	957.43	303.60	3.44%
GILEAD SCIENCES INC 375558-10-3 GILD	94.26	36,000	3,393.36	3,998.70	(605.34)		

J.P.Morgan



NELSON B DELAVAN FOUND. PART A ACCT. R53329000
As of 12/31/14

	Price	Quantity	Value	Adjusted Tax Cost Original Cost	Unrealized Gain/Loss	Est Annual Inc Accrued Div	Yield
US Large Cap Equity							
GOOGLE INC CLASS C 38259P-70-6 GOOG	526.40	21,000	11,054.40	8,933.40	2,121.00		
GOOGLE INC CLASS A 38259P-50-8 GOOGL	530.66	13,000	6,898.58	4,512.48	2,386.10		
HARMAN INTERNATIONAL INDUSTRY INC 413086-10-9 HAR	106.71	48,000	5,122.08	4,708.70	413.38	63.36	1.24%
HARTFORD FINANCIAL SERVICES GROUP INC 416515-10-4 HIG	41.69	90,000	3,752.10	2,716.58	1,035.52	64.80 16.20	1.73%
HOME DEPOT INC 437076-10-2 HD	104.97	96,000	10,077.12	4,455.61	5,621.51	180.48	1.79%
HONEYWELL INTERNATIONAL INC 438516-10-6 HON	99.92	123,000	12,290.16	6,905.06	5,385.10	254.61	2.07%
HUMANA INC 444859-10-2 HUM	143.63	44,000	6,319.72	3,630.52	2,689.20	49.28 12.32	0.78%
INVESCO LTD G491BT-10-8 IVZ	39.52	88,000	3,477.76	2,529.55	948.21	88.00	2.53%
JOHNSON & JOHNSON 478160-10-4 JUN	104.57	149,000	15,580.93	11,293.36	4,287.57	417.20	2.68%
KLA-TENCOR CORP 482480-10-0 KLAC	70.32	101,000	7,102.32	6,959.46	142.86	202.00	2.84%
L-3 COMMUNICATIONS HOLDINGS INC 502424-10-4 LLL	126.21	26,000	3,281.46	3,321.69	(40.23)	62.40	1.90%
LAM RESEARCH CORP 512807-10-8 LRCX	79.34	66,000	5,236.44	3,500.75	1,735.69	47.52 11.88	0.91%



NELSON B DELAVAN FOUND. PART A ACCT. R53329000
As of 12/31/14



097407301803100011758
098407301600100011758

	Price	Quantity	Value	Adjusted Tax Cost Original Cost	Unrealized Gain/Loss	Est. Annual Inc. Accrued Div.	Yield
US Large Cap Equity							
LOWES COMPANIES INC 548661-10-7 LOW	68.80	155,000	10,664.00	3,232.28	7,431.72	142.60	1.34%
MARATHON OIL CORP 565849-10-6 MRO	28.29	141,000	3,988.89	5,253.42	(1,264.53)	118.44	2.97%
MARSH & MCLENNAN COMPANIES INC 571748-10-2 MMC	57.24	110,000	6,296.40	5,101.59	1,194.81	123.20	1.96%
MASCO CORP 574599-10-6 MAS	25.20	230,000	5,796.00	3,492.84	2,303.16	82.80	1.43%
MASTERCARD INC - CLASS A 57636Q-10-4 MA	86.16	100,000	8,616.00	3,358.93	5,257.07	64.00	0.74%
MERCK AND CO INC 58933Y-10-5 MRK	56.79	121,000	6,871.59	4,995.94	1,875.65	217.80 54.45	3.17%
METLIFE INC 59156R-10-8 MET	54.09	167,000	9,033.03	5,716.46	3,316.57	233.80	2.59%
MICROSOFT CORP 594918-10-4 MSFT	46.45	285,000	13,238.25	7,250.25	5,988.00	353.40	2.67%
MONDELEZ INTERNATIONAL-W/I 609207-10-5 MDLZ	36.33	138,000	5,012.85	3,385.52	1,627.33	82.80 20.70	1.65%
MORGAN STANLEY 617446-44-8 MS	38.80	238,000	9,234.40	5,551.14	3,683.26	95.20	1.03%
NEUBERGER BER MUIC OPP-INS 64122Q-30-9 NIMUL X	15.70	4,843,010	76,035.26	49,737.71	26,297.55	711.92	0.94%
NEXTERA ENERGY INC 65339F-10-1 NEE	106.29	42,000	4,464.18	3,279.11	1,185.07	121.80	2.73%
NISOURCE INC 65473P-10-5 NI	42.42	83,000	3,520.86	2,330.30	1,190.56	86.32	2.45%

J.P.Morgan



NELSON B DELAVAN FOUND. PART A ACCT. R53329000
As of 12/31/14

	Price	Quantity	Value	Adjusted Tax Cost Original Cost	Unrealized Gain/Loss	Est. Annual Inc Accrued Div.	Yield
US Large Cap Equity							
OCCIDENTAL PETROLEUM CORP 674599-10-5 OXY	80.61	173,000	13,945.53	13,720.64	224.89	498.24 114.48	3.57%
ORACLE CORP 68389X-10-5 ORCL	44.97	134,000	6,025.98	2,887.98	3,138.00	64.32	1.07%
PACCAR INC 693718-10-8 PCAR	68.01	123,000	8,365.23	4,730.03	3,635.20	108.24 123.00	1.29%
P PALL CORP 696429-30-7 PLL	101.21	14,000	1,416.94	1,421.13	(4.19)	17.08	1.21%
PEPSICO INC 713448-10-8 PEP	94.56	47,000	4,444.32	4,426.15	18.17	123.14 30.79	2.77%
PERRIGO CO LTD G97822-10-3 PRGO	167.16	29,000	4,847.64	4,504.85	342.79	12.18	0.25%
PHILLIPS 66 718546-10-4 PSX	71.70	34,000	2,437.80	1,571.76	866.04	68.00	2.79%
PROCTER & GAMBLE CO 742718-10-9 PG	91.09	86,000	7,833.74	726.83	7,106.91	221.36	2.83%
QUALCOMM INC 747525-10-3 QCOM	74.33	100,000	7,433.00	5,189.45	2,243.55	168.00	2.26%
SCHLUMBERGER LTD 806857-10-8 SLB	85.41	138,000	11,786.58	11,491.91	294.67	220.80 49.60	1.87%
SCHWAB CHARLES CORP 808513-10-5 SCHW	30.19	123,000	3,713.37	3,700.78	12.59	29.52	0.79%
SPDR S&P 500 ETF TRUST 78462F-10-3 SPY	205.54	2,172,000	446,432.88	404,423.44	42,009.44	8,329.62 2,465.05	1.87%
STATE STREET CORP 857477-10-3 STT	78.50	58,000	4,553.00	3,437.39	1,115.61	69.60 17.40	1.53%



NELSON B DELAVAN FOUND. PART A ACCT. R53329000
As of 12/31/14



097407301803100011759
098407301600100011759

	Price	Quantity	Value	Adjusted Tax Cost Original Cost	Unrealized Gain/Loss	Est Annual Inc. Accrued Div.	Yield
US Large Cap Equity							
STRYKER CORP 863667-10-1 SYK	94.33	32,000	3,018.56	2,684.34	334.22	44.16 11.04	1.46%
THE MOSAIC COMPANY NEW 61945C-10-3 MOS	45.65	109,000	4,975.85	5,174.40	(198.55)	109.00	2.19%
TIME WARNER INC NEW 887317-30-3 TWX	85.42	175,000	14,948.50	4,387.67	10,560.83	222.25	1.49%
TJX COMPANIES INC 872540-10-9 TJX	68.58	57,000	3,909.06	3,262.46	646.60	39.90	1.02%
TWENTY FIRST CENTY FOX INC CL A 90130A-10-1 FOXA	38.41	154,000	5,914.37	5,041.15	873.22	38.50	0.65%
UNION PACIFIC CORP 907818-10-8 UNP	119.13	35,000	4,169.55	3,608.77	560.78	70.00 17.50	1.68%
UNITEDHEALTH GROUP INC 91324P-10-2 UNH	101.09	112,000	11,322.08	5,688.32	5,633.76	168.00	1.48%
UNITED CONTINENTAL HOLDINGS INC. 910047-10-9 UAL	66.89	111,000	7,424.79	4,666.62	2,758.17		
UNITED TECHNOLOGIES CORP 913017-10-9 UTX	115.00	101,000	11,615.00	6,341.49	5,273.51	238.36	2.05%
VERIZON COMMUNICATIONS INC 92343V-10-4 VZ	46.78	134,000	6,268.52	4,793.07	1,475.45	294.80	4.70%
VERTEX PHARMACEUTICALS INC 92532F-10-0 VRTX	118.80	43,000	5,108.40	2,423.89	2,684.51		
WALT DISNEY CO 254687-10-6 DIS	94.19	50,000	4,709.50	3,293.34	1,416.16	57.50 57.50	1.22%



NELSON B DELAVAN FOUND. PART A ACCT. R53329000
As of 12/31/14

	Price	Quantity	Value	Adjusted Tax Cost Original Cost	Unrealized Gain/Loss	Est Annual Inc Accrued Div	Yield
US Large Cap Equity							
WELLS FARGO & CO 949746-10-1 WFC	54.82	290,000	15,897.80	8,394.47	7,503.33	406.00	2.55%
YUM BRANDS INC 988498-10-1 YUM	72.85	78,000	5,682.30	2,640.34	3,041.96	127.92	2.25%
Total US Large Cap Equity			\$1,201,669.11	\$913,491.53	\$288,177.58	\$18,752.36 \$3,097.08	1.56%
US Mid Cap Equity							
ISHARES CORE S&P MID-CAP ETF 464287-50-7 IJH	144.80	2,137,000	309,437.60	247,199.71	62,237.89	4,150.05	1.34%
EAFE Equity							
DODGE & COX INTL STOCK FUND 256206-10-3 DODF X	42.11	4,754,924	200,229.85	157,196.88	43,032.97		
ISHARES MSCI EAFE INDEX FUND 464287-46-5 EFA	60.84	5,222,000	317,706.48	319,324.04	(1,617.56)	11,806.94	3.72%
MFS INTL VALUE-I 55273E-82-2 MINI X	34.54	5,349,375	184,767.41	176,246.36	8,521.05	4,113.66	2.23%
OAKMARK INTERNATIONAL FDH 413838-20-2 OAKI X	23.34	2,924,840	68,265.77	70,624.16	(2,358.39)		
T ROWE PRICE OVERSEAS STOCK 77956H-75-7 TROS X	9.42	7,671,740	72,267.79	76,284.54	(4,016.75)		
Total EAFE Equity			\$843,237.30	\$799,675.98	\$43,561.32	\$15,920.60	1.89%

J.P.Morgan



NELSON B DELAVAN FUND. PART A ACCT. R53329000
As of 12/31/14



097407301803100011760
098407301600100011760

	Price	Quantity	Value	Adjusted Tax Cost Original Cost	Unrealized Gain/Loss	Est Annual Inc Accrued Div	Yield
Japanese Large Cap Equity							
BROWN ADV JAPAN ALPHA OPP-IS 115233-57-9 BAFJ X	10.78	3,870,215	41,720.92	38,663.45	3,057.47	1,969.93	4.72%
Asia ex-Japan Equity							
T ROWE PRICE NEW ASIA 77956H-50-0 PRAS X	16.29	10,751,289	175,138.50	153,612.35	21,526.15		
Emerging Market Equity							
JPM CHINA REGION FD - SEL FUND 3810 4812A3-52-8 JCHS X	21.92	1,795,297	39,352.91	35,439.16	3,913.75	775.56	1.97%
Global Equity							
JPM GLBL RES ENH INDEX FD - SEL FUND 3457 46637K-51-3 JEIT X	18.31	17,952,272	328,706.10	305,655.34	23,050.76	4,380.35	1.33%
Concentrated & Other Equity							
ALCOA INC 013817-10-1 AA	15.79	305,000	4,815.95	5,106.09	(290.14)	36.60	0.76%
CSX CORP 126408-10-3 CSX	36.23	154,000	5,579.42	3,339.01	2,240.41	98.56	1.77%

J.P. Morgan

Page 13 of 21



NELSON B DELAVAN FOUND. PART A ACCT. R53329000
As of 12/31/14

	Price	Quantity	Value	Adjusted Tax Cost Original Cost	Unrealized Gain/Loss	Est Annual Inc Accrued Div	Yield
Concentrated & Other Equity							
P DANAHAR CORP 235851-10-2 DHR	85.71			0.00		4.50	0.47%
DOMINION RESOURCES INC VA 25746U-10-9 D	76.90	43,000	3,306.70	3,012.13	294.57	103.20	3.12%
DOW CHEMICAL CO 260543-10-3 DOW	45.61	104,000	4,743.44	3,177.73	1,565.71	174.72 43.68	3.68%
FLOWSERVE CORP 34354P-10-5 FLS	59.83	36,000	2,153.88	2,769.29	(615.41)	23.04 5.76	1.07%
FLUOR CORP 343412-10-2 FLR	60.63	76,000	4,607.88	3,912.37	695.51	63.84 15.96	1.39%
GENERAL MILLS INC 370334-10-4 GIS	53.33	47,000	2,506.51	1,288.62	1,217.89	77.08	3.08%
INTERCONTINENTAL EXCHANGE, INC 45866F-10-4 ICE	219.29	11,000	2,412.19	1,582.24	829.95	28.60	1.19%
PHILIP MORRIS INTERNATIONAL 718172-10-9 PM	81.45	32,000	2,606.40	2,624.96	(18.56)	128.00 32.00	4.91%
THE PRICELINE GROUP INC. 741503-40-3 PCLN	1,140.21	4,000	4,560.84	3,140.65	1,420.19		
Total Concentrated & Other Equity			\$37,293.21	\$29,953.09	\$7,340.12	\$733.64 \$101.90	1.97%




NELSON B DELAVAN FOUND. PART A ACCT. R53329000
As of 12/31/14



Alternative Assets Summary

Asset Categories	Beginning Estimated Value	Ending Estimated Value	Change In Value	Current Allocation
Hedge Funds	364,305.51	374,851.70	10,546.19	10%
Hard Assets	148,229.87	72,137.15	(76,092.72)	2%
Total Value	\$512,535.38	\$446,988.85	(\$65,546.53)	12%

Asset Categories



Alternative Assets as a percentage of your portfolio - 12 %

Alternative Assets Detail

	Price	Quantity	Estimated Value	Cost
Hedge Funds				
EQUINOX FDS TR	11.64	6,535 959	76,078.56	66,993.58
EQNX CB STGY I				
29446A-81-9 EBSI X				
GATEWAY FUND-Y				
367829-88-4 GTEY X	29.57	2,547 979	75,343.74	67,436.69

097407301803100011761
098407301600100011761

J.P.Morgan



NELSON B DELAVAN FOUND. PART A ACCT. R53329000
As of 12/31/14

	Price	Quantity	Estimated Value	Cost
Hedge Funds				
GOLDMAN SACHS TR STRG INCM INST 38145C-64-6 GSZI X	10.28	10,626,939	109,244.93	111,901.67
GOTHAM ABSOLUTE RETURN FUND 360873-13-7 GARI X	13.90	5,505,638	76,528.37	70,802.50
INV BALANCED-RISK ALLOC-Y 00141V-69-7 ABRY X	11.64	3,235,060	37,656.10	40,592.34
Total Hedge Funds			\$374,851.70	\$357,726.78

	Price	Quantity	Estimated Value	Cost	Est. Annual Income Accrued Income
Hard Assets					
BARC BREN PLDMLNPM 2/17/15 10% BUFFER-1 21%XLEV 12 10%MAX-10%CAP PLDMLNPM 726 20 06741T-4X-2	108.06	20,000,000	21,612.00	19,800.00	
DB MARKET PLUS WTI 07/21/15 79 9% BARRIER- 6.5%CPN INITIAL LEVEL 05/23/14 CL1 104.35 25152R-KH-5	55.29	20,000,000	11,058.00	19,760.00	



NELSON B DELAVAN FOUND. PART A ACCT. R53329000
As of 12/31/14



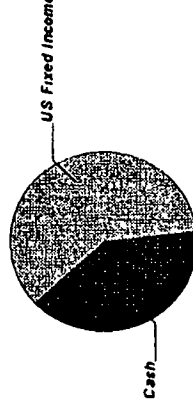
097407301803100011762
098407301600100011762

	Price	Quantity	Estimated Value	Cost	Est. Annual Income Accrued Income
Hard Assets					
PIMCO COMMODITYPL STRAT-P 72201P-16-7 PCLP X	7.65	5,159 105	39,467 15	55,213 16	2,141.02
Total Hard Assets			\$72,137.15	\$94,773.16	\$2,141.02

Cash & Fixed Income Summary

Asset Categories	Beginning Market Value	Ending Market Value	Change In Value	Current Allocation
Cash	160,294.38	144,086.89	(16,207.49)	4%
US Fixed Income	254,744.34	213,432.34	(41,312.00)	6%
Foreign Exchange & Non-USD Fixed Income	35,874.28	0.00	(35,874.28)	
Total Value	\$450,913.00	\$357,519.23	(\$93,393.77)	10%

Market Value/Cost	Current Period Value
Market Value	357,519.23 ✓
Tax Cost	359,978.31 ✓
Unrealized Gain/Loss	(2,459.08)
Estimated Annual Income	5,541.84
Yield	1.55%



SUMMARY BY MATURITY

Cash & Fixed Income	Market Value	% of Bond Portfolio
0-6 months ¹	357,519.23	100%

¹ The years indicate the number of years until the bond is scheduled to mature based on the statement end date. Some bonds may be called, or paid in full, before their stated maturity.

Cash & Fixed Income as a percentage of your portfolio - 10%

SUMMARY BY TYPE

Cash & Fixed Income	Market Value	% of Bond Portfolio
Cash	144,086.89	39%
Mutual Funds	213,432.34	61%
Total Value	\$357,519.23	100%



NELSON B DELAVAN FOUND. PART A ACCT. R53329000
As of 12/31/14

Note: ¹ This is the Annual Percentage Yield (APY) which is the rate earned if balances remain on deposit for a full year with compounding, there is no change in the interest rate and all interest is left in the account

Cash & Fixed Income Detail

	Price	Quantity	Value	Adjusted Tax Cost		Unrealized Gain/Loss	Est. Annual Income		Yield
				Original Cost	Accrued Interest		Gain/Loss	Accrued Interest	
Cash									
US DOLLAR PRINCIPAL	1.00	144,341.73	144,341.73	144,341.73	43.30		43.30	0.03%	
COST OF PENDING PURCHASES	1.00	(4,136.89)	(4,136.89)	(4,136.89)					
PROCEEDS FROM PENDING SALES	1.00	3,882.05	3,882.05	3,882.05					
Total Cash			\$144,086.89	\$144,086.89	\$0.00		\$43.30	0.03%	
US Fixed Income									
JPM SHORT DURATION BD FD - SEL FUND 3133 4812C1-33-0	10.86	12,456.41	135,276.65	136,566.57	(1,289.92)	1,694.07	1,694.07	1.25%	
DOUBLELINE TOTAL RET BD-I 258620-10-3	10.97	7,124.49	78,155.69	79,324.65	(1,169.16)	3,804.47	3,804.47	4.87%	
Total US Fixed Income			\$213,432.34	\$215,891.42	(\$2,459.08)	\$5,498.54	\$5,498.54	2.58%	



097407301803100011763
098407301600100011763

J.P. Morgan



NELSON B DELAVAN FOUND. PART A ACCT. R53329000
As of 12/31/14

Portfolio Activity Detail

TRADE ACTIVITY

Note S indicates Short Term Realized Gain/Loss

Trade Date Est Settle Date	Type	Description	Quantity	Per Unit Amount	Proceeds	Tax Cost	Realized Gain/Loss
Pending Sales, Maturities, Redemptions							
12/30 1/5	Sale	DANAHER CORP (ID 235851-10-2)	(22 000)	86.29	1,898.02	(1,696.82)	201.20 S
12/31 1/6	Sale	DANAHER CORP (ID 235851-10-2)	(23 000)	86.278	1,984.03	(1,773.95)	210.08 S
Total Pending Sales, Maturities, Redemptions					\$3,882.05	(\$3,470.77)	\$411.28 S

Trade Date Est Settle Date	Type	Description	Quantity	Per Unit Amount	Market Cost
Pending Securities Purchased					
12/29 1/2	Purchase	PALL CORP (ID 696429-30-7)	1 000	101.973	(101.98)
12/29 1/2	Purchase	PALL CORP (ID. 696429-30-7)	1 000	101.973	(101.98)
12/30 1/5	Purchase	PALL CORP (ID. 696429-30-7)	1 000	101.801	(101.81)
12/30 1/5	Purchase	PALL CORP (ID: 696429-30-7)	1 000	101.801	(101.81)



NELSON B DELAVAN FOUND. PART A ACCT. R53329000
As of 12/31/14



097407301803100011764
098407301600100011764

Trade Date Est. Settle Date	Type	Description	Quantity	Per Unit Amount	Market Cost
Pending Securities Purchased					
12/30 1/5	Purchase	L-3 COMMUNICATIONS HOLDINGS INC (ID: 502424-10-4)	10 000	128 211	(1,282.26)
12/31 1/6	Purchase	PALL CORP (ID: 696429-30-7)	1.000	102.204	(102.21)
12/31 1/6	Purchase	PALL CORP (ID: 696429-30-7)	1.000	102.204	(102.21)
12/31 1/6	Purchase	PALL CORP (ID: 696429-30-7)	1.000	101.594	(101.60)
12/31 1/6	Purchase	PALL CORP (ID: 696429-30-7)	1.000	101.594	(101.60)
12/31 1/6	Purchase	L-3 COMMUNICATIONS HOLDINGS INC (ID: 502424-10-4)	16 000	127 449	(2,039.43)
Total Pending Securities Purchased					(\$4,136.89)