



See a Social Security Number? Say Something!
Report Privacy Problems to <https://public.resource.org/privacy>
Or call the IRS Identity Theft Hotline at 1-800-908-4490



Form **990-PF****Return of Private Foundation**

OMB No. 1545-0052

2014Department of the Treasury
Internal Revenue Service

or Section 4947(a)(1) Trust Treated as Private Foundation

▶ Do not enter social security numbers on this form as it may be made public.

▶ Information about Form 990-PF and its separate instructions is at www.irs.gov/form990pf**Open to Public Inspection**

For calendar year 2014 or tax year beginning

, 2014, and ending

, 20

Name of foundation

FRED & HARRIETT TAYLOR FOUNDATION R53093002

Number and street (or P.O. box number if mail is not delivered to street address)

Room/suite

A Employer identification number

16-6205365

B Telephone number (see instructions)

866-888-5157

10 S DEARBORN IL1-0117

City or town, state or province, country, and ZIP or foreign postal code

CHICAGO, IL 60603

Check all that apply:

Initial return

Initial return of a former public charity

Final return

Amended return

Address change

Name change

H Check type of organization

☒ Section 501(c)(3) exempt private foundation☐ Section 4947(a)(1) nonexempt charitable trust☐ Other taxable private foundation

I Fair market value of all assets at

end of year (from Part II, col. (c), line

16) ▶ \$ 9,495,975.

J Accounting method: ☒ Cash ☐ Accrual☐ Other (specify) _____

(Part I, column (d) must be on cash basis.)

C If exemption application is pending, check here ☐D 1 Foreign organizations, check here ☐2. Foreign organizations meeting the 85% test, check here and attach computation ☐E If private foundation status was terminated under section 507(b)(1)(A), check here ☐F If the foundation is in a 60-month termination under section 507(b)(1)(B), check here ☐

Part I Analysis of Revenue and Expenses (The total of amounts in columns (b), (c), and (d) may not necessarily equal the amounts in column (a) (see instructions))		(a) Revenue and expenses per books	(b) Net investment income	(c) Adjusted net income	(d) Disbursements for charitable purposes (cash basis only)
1	Contributions, gifts, grants, etc., received (attach schedule)				
2	Check <input checked="" type="checkbox"/> if the foundation is not required to attach Sch. B				
3	Interest on savings and temporary cash investments				
4	Dividends and interest from securities	288,157.	284,708.		
5a	Gross rents				
b	Net rental income or (loss)				
6a	Net gain or (loss) from sale of assets not on line 10	274,031.			
b	Gross sales price for all assets on line 6a	3,077,429.			
7	Capital gain net income (from Part IV, line 2)		274,031.		
8	Net short-term capital gain				
9	Income modifications				
10a	Gross sales less returns and allowances				
b	Less: Cost of goods sold				
c	Gross profit or (loss) (attach schedule)				
11	Other income (attach schedule)				STMT 1
12	Total. Add lines 1 through 11	561,871.	558,739.		
13	Compensation of officers, directors, trustees, etc.				22,233.
14	Other employee salaries and wages		NONE	NONE	
15	Pension plans, employee benefits		NONE	NONE	
16a	Legal fees (attach schedule)				
b	Accounting fees (attach schedule)				
c	Other professional fees (attach schedule)				
17	Interest				
18	Taxes (attach schedule) (see instructions) 2	18,798.	3,798.		
19	Depreciation (attach schedule) and depletion				
20	Occupancy				
21	Travel, conferences, and meetings		NONE	NONE	
22	Printing and publications		NONE	NONE	
23	Other expenses (attach schedule) STMT. 3	426.			426.
24	Total operating and administrative expenses. Add lines 13 through 23.	108,157.	70,497.	NONE	22,659.
25	Contributions, gifts, grants paid	362,000.			362,000.
26	Total expenses and disbursements. Add lines 24 and 25	470,157.	70,497.	NONE	384,659.
27	Subtract line 26 from line 12:				
a	Excess of revenue over expenses and disbursements	91,714.			
b	Net investment income (if negative, enter -0-)		488,242.		
c	Adjusted net income (if negative, enter -0-)				

JSA For Paperwork Reduction Act Notice, see instructions.

4E1410 1 000

DBB851 501G 07/16/2015 09:04:52

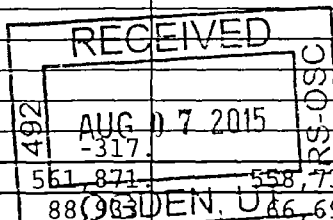
R53093002

Form **990-PF** (2014) 16

3

-

SCANNED AUG 11 2015



Part II Balance Sheets		Attached schedules and amounts in the description column should be for end-of-year amounts only (See instructions)		Beginning of year	End of year	
				(a) Book Value	(b) Book Value	(c) Fair Market Value
Assets	1	Cash - non-interest-bearing		161,324.	182,641.	182,641.
	2	Savings and temporary cash investments		257,389.	357,818.	357,818.
	3	Accounts receivable ▶				
		Less: allowance for doubtful accounts ▶				
	4	Pledges receivable ▶				
		Less: allowance for doubtful accounts ▶				
	5	Grants receivable				
	6	Receivables due from officers, directors, trustees, and other disqualified persons (attach schedule) (see instructions)				
	7	Other notes and loans receivable (attach schedule) ▶				
		Less: allowance for doubtful accounts ▶	NONE			
	8	Inventories for sale or use				
	9	Prepaid expenses and deferred charges				
	10a	Investments - U.S. and state government obligations (attach schedule)				
	b	Investments - corporate stock (attach schedule)		4,148,038.	4,714,389.	5,535,542.
	c	Investments - corporate bonds (attach schedule)		1,555,980.	1,313,478.	1,325,747.
	Liabilities	11	Investments - land, buildings, and equipment basis			
		Less: accumulated depreciation (attach schedule) ▶				
12		Investments - mortgage loans				
13		Investments - other (attach schedule)		2,505,275.	2,146,928.	2,094,227.
14		Land, buildings, and equipment basis				
		Less: accumulated depreciation (attach schedule) ▶				
15		Other assets (describe ▶)				
16		Total assets (to be completed by all filers - see the instructions. Also, see page 1, item I)		8,628,006.	8,715,254.	9,495,975.
17		Accounts payable and accrued expenses				
18		Grants payable				
Net Assets or Fund Balances	19	Deferred revenue				
	20	Loans from officers, directors, trustees, and other disqualified persons				
	21	Mortgages and other notes payable (attach schedule)				
	22	Other liabilities (describe ▶)				
	23	Total liabilities (add lines 17 through 22)			NONE	
		Foundations that follow SFAS 117, check here . ▶ <input type="checkbox"/>				
		and complete lines 24 through 26 and lines 30 and 31.				
	24	Unrestricted				
	25	Temporarily restricted				
	26	Permanently restricted				
		Foundations that do not follow SFAS 117, . . . ▶ <input checked="" type="checkbox"/>				
		check here and complete lines 27 through 31.				
	27	Capital stock, trust principal, or current funds		8,628,006.	8,715,254.	
	28	Paid-in or capital surplus, or land, bldg., and equipment fund				
	29	Retained earnings, accumulated income, endowment, or other funds				
	30	Total net assets or fund balances (see instructions)		8,628,006.	8,715,254.	
	31	Total liabilities and net assets/fund balances (see instructions)		8,628,006.	8,715,254.	

Part III Analysis of Changes in Net Assets or Fund Balances

1	Total net assets or fund balances at beginning of year - Part II, column (a), line 30 (must agree with end-of-year figure reported on prior year's return)	1	8,628,006.
2	Enter amount from Part I, line 27a	2	91,714.
3	Other increases not included in line 2 (itemize) ▶ <u>RECOVERY</u>	3	1,500.
4	Add lines 1, 2, and 3	4	8,721,220.
5	Decreases not included in line 2 (itemize) ▶ <u>PRIOR PERIOD ADJUSTMENT</u>	5	5,966.
6	Total net assets or fund balances at end of year (line 4 minus line 5) - Part II, column (b), line 30	6	8,715,254.

Form 990-PF (2014)

Part IV Capital Gains and Losses for Tax on Investment Income

(a) List and describe the kind(s) of property sold (e.g., real estate, 2-story brick warehouse, or common stock, 200 shs. MLC Co.)			(b) How acquired P - Purchase D - Donation	(c) Date acquired (mo., day, yr.)	(d) Date sold (mo., day, yr.)
1a PUBLICLY TRADED SECURITIES					
b					
c					
d					
e					
(e) Gross sales price	(f) Depreciation allowed (or allowable)	(g) Cost or other basis plus expense of sale	(h) Gain or (loss) (e) plus (f) minus (g)		
a 3,077,429.		2,803,398.	274,031.		
b					
c					
d					
e					
Complete only for assets showing gain in column (h) and owned by the foundation on 12/31/69			(i) Gains (Col. (h) gain minus col. (k), but not less than -0-) or Losses (from col. (h))		
(i) F.M.V. as of 12/31/69	(j) Adjusted basis as of 12/31/69	(k) Excess of col. (i) over col. (j), if any			
a			274,031.		
b					
c					
d					
e					
2 Capital gain net income or (net capital loss) { If gain, also enter in Part I, line 7 If (loss), enter -0- in Part I, line 7 }			2	274,031.	
3 Net short-term capital gain or (loss) as defined in sections 1222(5) and (6): If gain, also enter in Part I, line 8, column (c) (see instructions). If (loss), enter -0- in Part I, line 8			3		

Part V Qualification Under Section 4940(e) for Reduced Tax on Net Investment Income

(For optional use by domestic private foundations subject to the section 4940(a) tax on net investment income.)

If section 4940(d)(2) applies, leave this part blank.

Was the foundation liable for the section 4942 tax on the distributable amount of any year in the base period?

☐ Yes ☒ No

If "Yes," the foundation does not qualify under section 4940(e). Do not complete this part.

1 Enter the appropriate amount in each column for each year; see the instructions before making any entries.

(a) Base period years Calendar year (or tax year beginning in)	(b) Adjusted qualifying distributions	(c) Net value of noncharitable-use assets	(d) Distribution ratio (col. (b) divided by col. (c))
2013	259,917.	9,110,974.	0.028528
2012	256,164.	8,601,504.	0.029781
2011	291,399.	7,776,226.	0.037473
2010	491,534.	8,376,619.	0.058679
2009	441,736.	7,740,245.	0.057070
2 Total of line 1, column (d)			2 0.211531
3 Average distribution ratio for the 5-year base period - divide the total on line 2 by 5, or by the number of years the foundation has been in existence if less than 5 years			3 0.042306
4 Enter the net value of noncharitable-use assets for 2014 from Part X, line 5			4 9,465,801.
5 Multiply line 4 by line 3			5 400,460.
6 Enter 1% of net investment income (1% of Part I, line 27b)			6 4,882.
7 Add lines 5 and 6			7 405,342.
8 Enter qualifying distributions from Part XII, line 4 If line 8 is equal to or greater than line 7, check the box in Part VI, line 1b, and complete that part using a 1% tax rate. See the Part VI instructions.			8 384,659.

Part VI Excise Tax Based on Investment Income (Section 4940(a), 4940(b), 4940(e), or 4948 - see instructions)

1a Exempt operating foundations described in section 4940(d)(2), check here <input type="checkbox"/> and enter "N/A" on line 1. Date of ruling or determination letter. _____ (attach copy of letter if necessary - see instructions)		1	9,765.
b Domestic foundations that meet the section 4940(e) requirements in Part V, check here <input type="checkbox"/> and enter 1% of Part I, line 27b.			
c All other domestic foundations enter 2% of line 27b. Exempt foreign organizations enter 4% of Part I, line 12, col. (b).			
2 Tax under section 511 (domestic section 4947(a)(1) trusts and taxable foundations only. Others enter -0-)		2	
3 Add lines 1 and 2.		3	9,765.
4 Subtitle A (income) tax (domestic section 4947(a)(1) trusts and taxable foundations only. Others enter -0-)		4	NONE
5 Tax based on investment income. Subtract line 4 from line 3. If zero or less, enter -0-		5	9,765.
6 Credits/Payments:			
a 2014 estimated tax payments and 2013 overpayment credited to 2014.	6a 11,567.		
b Exempt foreign organizations - tax withheld at source.	6b NONE		
c Tax paid with application for extension of time to file (Form 8868).	6c 5,000.		
d Backup withholding erroneously withheld.	6d		
7 Total credits and payments. Add lines 6a through 6d.	7	16,567.	
8 Enter any penalty for underpayment of estimated tax. Check here <input type="checkbox"/> if Form 2220 is attached.	8		
9 Tax due. If the total of lines 5 and 8 is more than line 7, enter amount owed.	9		
10 Overpayment. If line 7 is more than the total of lines 5 and 8, enter the amount overpaid.	10	6,802.	
11 Enter the amount of line 10 to be Credited to 2015 estimated tax.	11	6,802. Refunded	

Part VII-A Statements Regarding Activities

	Yes	No
1a During the tax year, did the foundation attempt to influence any national, state, or local legislation or did it participate or intervene in any political campaign?	1a	X
b Did it spend more than \$100 during the year (either directly or indirectly) for political purposes (see Instructions for the definition)? If the answer is "Yes" to 1a or 1b, attach a detailed description of the activities and copies of any materials published or distributed by the foundation in connection with the activities.	1b	X
c Did the foundation file Form 1120-POL for this year?	1c	X
d Enter the amount (if any) of tax on political expenditures (section 4955) imposed during the year: (1) On the foundation. \$ (2) On foundation managers. \$		
e Enter the reimbursement (if any) paid by the foundation during the year for political expenditure tax imposed on foundation managers \$		
2 Has the foundation engaged in any activities that have not previously been reported to the IRS? If "Yes," attach a detailed description of the activities	2	X
3 Has the foundation made any changes, not previously reported to the IRS, in its governing instrument, articles of incorporation, or bylaws, or other similar instruments? If "Yes," attach a conformed copy of the changes.	3	X
4a Did the foundation have unrelated business gross income of \$1,000 or more during the year?	4a	X
b If "Yes," has it filed a tax return on Form 990-T for this year?	4b	
5 Was there a liquidation, termination, dissolution, or substantial contraction during the year? If "Yes," attach the statement required by General Instruction T	5	X
6 Are the requirements of section 508(e) (relating to sections 4941 through 4945) satisfied either: • By language in the governing instrument, or • By state legislation that effectively amends the governing instrument so that no mandatory directions that conflict with the state law remain in the governing instrument?	6	X
7 Did the foundation have at least \$5,000 in assets at any time during the year? If "Yes," complete Part II, col. (c), and Part XV	7	X
8a Enter the states to which the foundation reports or with which it is registered (see instructions) <u>NY</u>		
b If the answer is "Yes" to line 7, has the foundation furnished a copy of Form 990-PF to the Attorney General (or designate) of each state as required by General Instruction G? If "No," attach explanation.	8b	X
9 Is the foundation claiming status as a private operating foundation within the meaning of section 4942(j)(3) or 4942(j)(5) for calendar year 2014 or the taxable year beginning in 2014 (see instructions for Part XIV)? If "Yes," complete Part XIV.	9	X
10 Did any persons become substantial contributors during the tax year? If "Yes," attach a schedule listing their names and addresses.	10	X

Form 990-PF (2014)

Part VII-A Statements Regarding Activities (continued)

11	At any time during the year, did the foundation, directly or indirectly, own a controlled entity within the meaning of section 512(b)(13)? If "Yes," attach schedule (see instructions)	11		X
12	Did the foundation make a distribution to a donor advised fund over which the foundation or a disqualified person had advisory privileges? If "Yes," attach statement (see instructions)	12		X
13	Did the foundation comply with the public inspection requirements for its annual returns and exemption application? Website address ▶ <u>N/A</u>	13	X	
14	The books are in care of ▶ <u>JP MORGAN CHASE BANK, NA</u> Telephone no. ▶ <u>(866) 888-5157</u> Located at ▶ <u>10 S DEARBORN ST., MC: IL1-0117, CHICAGO, IL</u> ZIP+4 ▶ <u>60603</u>			
15	Section 4947(a)(1) nonexempt charitable trusts filing Form 990-PF in lieu of Form 1041 - Check here ▶ <input type="checkbox"/> and enter the amount of tax-exempt interest received or accrued during the year ▶ <u>15</u>			
16	At any time during calendar year 2014, did the foundation have an interest in or a signature or other authority over a bank, securities, or other financial account in a foreign country? See the instructions for exceptions and filing requirements for FinCEN Form 114, (formerly TD F 90-22.1). If "Yes," enter the name of the foreign country ▶	16	Yes	No
				X

Part VII-B Statements Regarding Activities for Which Form 4720 May Be Required

File Form 4720 if any item is checked in the "Yes" column, unless an exception applies.

	Yes	No
1a During the year did the foundation (either directly or indirectly)		
(1) Engage in the sale or exchange, or leasing of property with a disqualified person? <input type="checkbox"/> Yes <input checked="" type="checkbox"/> No		
(2) Borrow money from, lend money to, or otherwise extend credit to (or accept it from) a disqualified person? <input type="checkbox"/> Yes <input checked="" type="checkbox"/> No		
(3) Furnish goods, services, or facilities to (or accept them from) a disqualified person? <input type="checkbox"/> Yes <input checked="" type="checkbox"/> No		
(4) Pay compensation to, or pay or reimburse the expenses of, a disqualified person? <input checked="" type="checkbox"/> Yes <input type="checkbox"/> No		
(5) Transfer any income or assets to a disqualified person (or make any of either available for the benefit or use of a disqualified person)? <input type="checkbox"/> Yes <input checked="" type="checkbox"/> No		
(6) Agree to pay money or property to a government official? (Exception. Check "No" if the foundation agreed to make a grant to or to employ the official for a period after termination of government service, if terminating within 90 days.) <input type="checkbox"/> Yes <input checked="" type="checkbox"/> No		
b If any answer is "Yes" to 1a(1)-(6), did any of the acts fail to qualify under the exceptions described in Regulations section 53.4941(d)-3 or in a current notice regarding disaster assistance (see instructions)? <input type="checkbox"/> Organizations relying on a current notice regarding disaster assistance check here ▶ <input type="checkbox"/>	1b	X
c Did the foundation engage in a prior year in any of the acts described in 1a, other than excepted acts, that were not corrected before the first day of the tax year beginning in 2014?	1c	X
2 Taxes on failure to distribute income (section 4942) (does not apply for years the foundation was a private operating foundation defined in section 4942(j)(3) or 4942(j)(5))		
a At the end of tax year 2014, did the foundation have any undistributed income (lines 6d and 6e, Part XIII) for tax year(s) beginning before 2014? <input type="checkbox"/> Yes <input checked="" type="checkbox"/> No If "Yes," list the years ▶		
b Are there any years listed in 2a for which the foundation is not applying the provisions of section 4942(a)(2) (relating to incorrect valuation of assets) to the year's undistributed income? (If applying section 4942(a)(2) to all years listed, answer "No" and attach statement - see instructions.)	2b	
c If the provisions of section 4942(a)(2) are being applied to any of the years listed in 2a, list the years here. ▶		
3a Did the foundation hold more than a 2% direct or indirect interest in any business enterprise at any time during the year? <input type="checkbox"/> Yes <input checked="" type="checkbox"/> No		
b If "Yes," did it have excess business holdings in 2014 as a result of (1) any purchase by the foundation or disqualified persons after May 26, 1969; (2) the lapse of the 5-year period (or longer period approved by the Commissioner under section 4943(c)(7)) to dispose of holdings acquired by gift or bequest; or (3) the lapse of the 10-, 15-, or 20-year first phase holding period? (Use Schedule C, Form 4720, to determine if the foundation had excess business holdings in 2014)	3b	
4a Did the foundation invest during the year any amount in a manner that would jeopardize its charitable purposes?	4a	X
b Did the foundation make any investment in a prior year (but after December 31, 1969) that could jeopardize its charitable purpose that had not been removed from jeopardy before the first day of the tax year beginning in 2014?	4b	X

Form 990-PF (2014)

Part VII-B Statements Regarding Activities for Which Form 4720 May Be Required (continued)**5a** During the year did the foundation pay or incur any amount to:

- (1) Carry on propaganda, or otherwise attempt to influence legislation (section 4945(e))? ☐ Yes ☒ No
- (2) Influence the outcome of any specific public election (see section 4955); or to carry on, directly or indirectly, any voter registration drive? ☐ Yes ☒ No
- (3) Provide a grant to an individual for travel, study, or other similar purposes? ☐ Yes ☒ No
- (4) Provide a grant to an organization other than a charitable, etc., organization described in section 4945(d)(4)(A)? (see instructions). ☐ Yes ☒ No
- (5) Provide for any purpose other than religious, charitable, scientific, literary, or educational purposes, or for the prevention of cruelty to children or animals? ☐ Yes ☒ No

b If any answer is "Yes" to 5a(1)-(5), did **any** of the transactions fail to qualify under the exceptions described in Regulations section 53.4945 or in a current notice regarding disaster assistance (see instructions)? ☐Organizations relying on a current notice regarding disaster assistance check here ☐**c** If the answer is "Yes" to question 5a(4), does the foundation claim exemption from the tax because it maintained expenditure responsibility for the grant? ☐ Yes ☐ No

If "Yes," attach the statement required by Regulations section 53.4945-5(d).

6a Did the foundation, during the year, receive any funds, directly or indirectly, to pay premiums on a personal benefit contract? ☐ Yes ☒ No**b** Did the foundation, during the year, pay premiums, directly or indirectly, on a personal benefit contract? ☐ Yes ☒ No
If "Yes" to 6b, file Form 8870.**7a** At any time during the tax year, was the foundation a party to a prohibited tax shelter transaction? ☐ Yes ☒ No**b** If "Yes," did the foundation receive any proceeds or have any net income attributable to the transaction? ☐ Yes ☒ No**Part VIII Information About Officers, Directors, Trustees, Foundation Managers, Highly Paid Employees, and Contractors****1** List all officers, directors, trustees, foundation managers and their compensation (see instructions).

(a) Name and address	(b) Title, and average hours per week devoted to position	(c) Compensation (if not paid, enter -0-)	(d) Contributions to employee benefit plans and deferred compensation	(e) Expense account, other allowances
JP MORGAN CHASE BANK, NA 10 S. DEARBORN STREET, MC: IL1-0117, CHICAGO, IL 60601	TRUSTEE 3	88,933.	-0-	-0-

2 Compensation of five highest-paid employees (other than those included on line 1 - see instructions). If none, enter "NONE."

(a) Name and address of each employee paid more than \$50,000	(b) Title, and average hours per week devoted to position	(c) Compensation	(d) Contributions to employee benefit plans and deferred compensation	(e) Expense account, other allowances
NONE		NONE	NONE	NONE

Total number of other employees paid over \$50,000 ☐ NONE

Form 990-PF (2014)

Part VIII Information About Officers, Directors, Trustees, Foundation Managers, Highly Paid Employees, and Contractors (continued)

3 Five highest-paid independent contractors for professional services (see instructions). If none, enter "NONE."		
(a) Name and address of each person paid more than \$50,000	(b) Type of service	(c) Compensation
NONE		NONE
Total number of others receiving over \$50,000 for professional services		NONE

Part IX-A Summary of Direct Charitable Activities

List the foundation's four largest direct charitable activities during the tax year. Include relevant statistical information such as the number of organizations and other beneficiaries served, conferences convened, research papers produced, etc.	Expenses
1 NONE	
2	
3	
4	

Part IX-B Summary of Program-Related Investments (see instructions)

Describe the two largest program-related investments made by the foundation during the tax year on lines 1 and 2.	Amount
1 NONE	
2	
All other program-related investments. See instructions	
3 NONE	
Total. Add lines 1 through 3	

Form 990-PF (2014)

Part X Minimum Investment Return (All domestic foundations must complete this part. Foreign foundations, see instructions.)

1	Fair market value of assets not used (or held for use) directly in carrying out charitable, etc., purposes:		
a	Average monthly fair market value of securities	1a	9,148,646.
b	Average of monthly cash balances	1b	461,304.
c	Fair market value of all other assets (see instructions).	1c	NONE
d	Total (add lines 1a, b, and c)	1d	9,609,950.
e	Reduction claimed for blockage or other factors reported on lines 1a and 1c (attach detailed explanation)	1e	
2	Acquisition indebtedness applicable to line 1 assets	2	NONE
3	Subtract line 2 from line 1d	3	9,609,950.
4	Cash deemed held for charitable activities. Enter 1 1/2% of line 3 (for greater amount, see instructions).	4	144,149.
5	Net value of noncharitable-use assets. Subtract line 4 from line 3. Enter here and on Part V, line 4	5	9,465,801.
6	Minimum investment return. Enter 5% of line 5	6	473,290.

Part XI Distributable Amount (see instructions) (Section 4942(j)(3) and (j)(5) private operating foundations and certain foreign organizations check here ☐ and do not complete this part.)

1	Minimum investment return from Part X, line 6	1	473,290.
2a	Tax on investment income for 2014 from Part VI, line 5	2a	9,765.
b	Income tax for 2014. (This does not include the tax from Part VI.)	2b	
c	Add lines 2a and 2b	2c	9,765.
3	Distributable amount before adjustments. Subtract line 2c from line 1	3	463,525.
4	Recoveries of amounts treated as qualifying distributions	4	1,500.
5	Add lines 3 and 4	5	465,025.
6	Deduction from distributable amount (see instructions).	6	NONE
7	Distributable amount as adjusted. Subtract line 6 from line 5. Enter here and on Part XIII, line 1	7	465,025.

Part XII Qualifying Distributions (see instructions)

1	Amounts paid (including administrative expenses) to accomplish charitable, etc., purposes:		
a	Expenses, contributions, gifts, etc. - total from Part I, column (d), line 26	1a	384,659.
b	Program-related investments - total from Part IX-B	1b	
2	Amounts paid to acquire assets used (or held for use) directly in carrying out charitable, etc., purposes	2	NONE
3	Amounts set aside for specific charitable projects that satisfy the:		
a	Suitability test (prior IRS approval required)	3a	NONE
b	Cash distribution test (attach the required schedule)	3b	NONE
4	Qualifying distributions. Add lines 1a through 3b. Enter here and on Part V, line 8, and Part XIII, line 4	4	384,659.
5	Foundations that qualify under section 4940(e) for the reduced rate of tax on net investment income. Enter 1% of Part I, line 27b (see instructions)	5	N/A
6	Adjusted qualifying distributions. Subtract line 5 from line 4	6	384,659.

Note. The amount on line 6 will be used in Part V, column (b), in subsequent years when calculating whether the foundation qualifies for the section 4940(e) reduction of tax in those years.

Part XIII Undistributed Income (see instructions)

	(a) Corpus	(b) Years prior to 2013	(c) 2013	(d) 2014
1 Distributable amount for 2014 from Part XI, line 7				465,025.
2 Undistributed income, if any, as of the end of 2014				
a Enter amount for 2013 only			337,029.	
b Total for prior years: 20 <u>12</u> , 20 <u> </u> , 20 <u> </u>		NONE		
3 Excess distributions carryover, if any, to 2014.				
a From 2009	NONE			
b From 2010	NONE			
c From 2011	NONE			
d From 2012	NONE			
e From 2013	NONE			
f Total of lines 3a through e	NONE			
4 Qualifying distributions for 2014 from Part XII, line 4: ► \$ <u>384,659.</u>				
a Applied to 2013, but not more than line 2a			337,029.	
b Applied to undistributed income of prior years (Election required - see instructions)		NONE		
c Treated as distributions out of corpus (Election required - see instructions)	NONE			
d Applied to 2014 distributable amount				47,630.
e Remaining amount distributed out of corpus	NONE			
5 Excess distributions carryover applied to 2014 (If an amount appears in column (d), the same amount must be shown in column (a))	NONE			NONE
6 Enter the net total of each column as indicated below:				
a Corpus. Add lines 3f, 4c, and 4e. Subtract line 5	NONE			
b Prior years' undistributed income. Subtract line 4b from line 2b		NONE		
c Enter the amount of prior years' undistributed income for which a notice of deficiency has been issued, or on which the section 4942(a) tax has been previously assessed		NONE		
d Subtract line 6c from line 6b. Taxable amount - see instructions		NONE		
e Undistributed income for 2013. Subtract line 4a from line 2a. Taxable amount - see instructions				
f Undistributed income for 2014. Subtract lines 4d and 5 from line 1. This amount must be distributed in 2015				417,395.
7 Amounts treated as distributions out of corpus to satisfy requirements imposed by section 170(b)(1)(F) or 4942(g)(3) (Election may be required - see instructions)	NONE			
8 Excess distributions carryover from 2009 not applied on line 5 or line 7 (see instructions)	NONE			
9 Excess distributions carryover to 2015. Subtract lines 7 and 8 from line 6a	NONE			
10 Analysis of line 9				
a Excess from 2010	NONE			
b Excess from 2011	NONE			
c Excess from 2012	NONE			
d Excess from 2013	NONE			
e Excess from 2014	NONE			

Part XIV Private Operating Foundations (see instructions and Part VII-A, question 9)

NOT APPLICABLE

1 a If the foundation has received a ruling or determination letter that it is a private operating foundation, and the ruling is effective for 2014, enter the date of the ruling

b Check box to indicate whether the foundation is a private operating foundation described in section 4942(j)(3) or 4942(j)(5)

	Tax year	Prior 3 years			(e) Total
	(a) 2014	(b) 2013	(c) 2012	(d) 2011	
2 a Enter the lesser of the adjusted net income from Part I or the minimum investment return from Part X for each year listed					
b 85% of line 2a					
c Qualifying distributions from Part XII, line 4 for each year listed					
d Amounts included in line 2c not used directly for active conduct of exempt activities					
e Qualifying distributions made directly for active conduct of exempt activities. Subtract line 2d from line 2c					
3 Complete 3a, b, or c for the alternative test relied upon					
a "Assets" alternative test - enter					
(1) Value of all assets					
(2) Value of assets qualifying under section 4942(j)(3)(B)(i).					
b "Endowment" alternative test - enter 2/3 of minimum investment return shown in Part X, line 6 for each year listed					
c "Support" alternative test - enter					
(1) Total support other than gross investment income (interest, dividends, rents, payments on securities loans (section 512(a)(5)), or royalties).					
(2) Support from general public and 5 or more exempt organizations as provided in section 4942(j)(3)(B)(iii).					
(3) Largest amount of support from an exempt organization.					
(4) Gross investment income					

Part XV Supplementary Information (Complete this part only if the foundation had \$5,000 or more in assets at any time during the year - see instructions.)**1 Information Regarding Foundation Managers:**

a List any managers of the foundation who have contributed more than 2% of the total contributions received by the foundation before the close of any tax year (but only if they have contributed more than \$5,000). (See section 507(d)(2).)

NONE

b List any managers of the foundation who own 10% or more of the stock of a corporation (or an equally large portion of the ownership of a partnership or other entity) of which the foundation has a 10% or greater interest.

NONE

2 Information Regarding Contribution, Grant, Gift, Loan, Scholarship, etc., Programs:

Check here ☐ if the foundation only makes contributions to preselected charitable organizations and does not accept unsolicited requests for funds. If the foundation makes gifts, grants, etc. (see instructions) to individuals or organizations under other conditions, complete items 2a, b, c, and d.

a The name, address, and telephone number or e-mail address of the person to whom applications should be addressed:

SEE STATEMENT 4

b The form in which applications should be submitted and information and materials they should include:

SEE ATTACHED STATEMENT FOR LINE 2

c Any submission deadlines:

N/A

d Any restrictions or limitations on awards, such as by geographical areas, charitable fields, kinds of institutions, or other factors:

SEE ATTACHED STATEMENT FOR LINE 2

Part XV Supplementary Information (continued)**3 Grants and Contributions Paid During the Year or Approved for Future Payment**

Recipient Name and address (home or business)	If recipient is an individual, show any relationship to any foundation manager or substantial contributor	Foundation status of recipient	Purpose of grant or contribution	Amount
a <i>Paid during the year</i> SEE STATEMENT 12				362,000.
Total			▶ 3a	362,000.
b <i>Approved for future payment</i>				
Total			▶ 3b	

FORM 990PF, PART I - OTHER INCOME
=====

DESCRIPTION -----	REVENUE AND EXPENSES PER BOOKS -----
DEFERRED REVENUE	-317.

TOTALS	-317.
	=====

FORM 990PF, PART I - TAXES
=====

DESCRIPTION -----	REVENUE AND EXPENSES PER BOOKS -----	NET INVESTMENT INCOME -----
FOREIGN TAXES	53.	53.
FEDERAL TAX PAYMENT - PRIOR YE	10,000.	
FEDERAL ESTIMATES - INCOME	5,000.	
FOREIGN TAXES ON QUALIFIED FOR	3,186.	3,186.
FOREIGN TAXES ON NONQUALIFIED	559.	559.
	-----	-----
TOTALS	18,798.	3,798.
	=====	=====

FORM 990PF, PART I - OTHER EXPENSES
=====

DESCRIPTION -----	REVENUE AND EXPENSES PER BOOKS -----	CHARITABLE PURPOSES -----
NY AG FILING FEE	250.	250.
ADVISORY BOARD LUNCHEON	176.	176.
TOTALS	----- 426. =====	----- 426. =====

RECIPIENT NAME:

DEBORAH OTTINGER

ADDRESS:

C/O JP MORGAN CHASE BANK,NA, 5500 ROSS AVE.
DALLAS, TX 75201

RECIPIENT'S PHONE NUMBER: 214-965-2914

FORM, INFORMATION AND MATERIALS:

www.jpmorgan.com/onlinegrants

RESTRICTIONS OR LIMITATIONS ON AWARDS:

preference is given to IRC Section 501 (c) (3) organizations
operating in the area of Hammondsport, NY

RECIPIENT NAME:
REGINALD WOOD MEMORIAL, INC.
ADDRESS:
96 PULTENEY STREET
HAMMONDSPORT, NY 14840
RELATIONSHIP:
NONE
PURPOSE OF GRANT:
GENERAL
FOUNDATION STATUS OF RECIPIENT:
PC
AMOUNT OF GRANT PAID 10,000.

RECIPIENT NAME:
HAMMONDSPORT BEAUTIFICATION
COMMITTEE, INC.
ADDRESS:
P O BOX 35
HAMMONDSPORT, NY 14840
RELATIONSHIP:
NONE
PURPOSE OF GRANT:
GENERAL
FOUNDATION STATUS OF RECIPIENT:
PC
AMOUNT OF GRANT PAID 15,000.

RECIPIENT NAME:
GLENN H CURTISS MUSEUM
ADDRESS:
8419 STATE ROUTE 54
HAMMONDSPORT, NY 14840
RELATIONSHIP:
NONE
PURPOSE OF GRANT:
GENERAL
FOUNDATION STATUS OF RECIPIENT:
PC
AMOUNT OF GRANT PAID 10,000.

RECIPIENT NAME:
HAMMONDSPORT VOLUNTEER
AMBULANCE CORPS, INC.
ADDRESS:
72 PULTENEY STREET
HAMMONDSPORT, NY 14840
RELATIONSHIP:
NONE
PURPOSE OF GRANT:
GENERAL
FOUNDATION STATUS OF RECIPIENT:
PC
AMOUNT OF GRANT PAID 10,000.

RECIPIENT NAME:
ST. JAMES EPISCOPAL CHURCH
LOAVES & FISHES FOOD PANTRY
ADDRESS:
CORNER OF LAKE & MAIN STREETS
HAMMONDSPORT, NY 14840
RELATIONSHIP:
NONE
PURPOSE OF GRANT:
GENERAL
FOUNDATION STATUS OF RECIPIENT:
PC
AMOUNT OF GRANT PAID 6,000.

RECIPIENT NAME:
FIRST PRESBYTERIAN CHURCH
OF HAMMONDSPORT
ADDRESS:
1 PARK PLACE
HAMMONDSPORT, NY 14810
RELATIONSHIP:
NONE
PURPOSE OF GRANT:
GENERAL
FOUNDATION STATUS OF RECIPIENT:
PC
AMOUNT OF GRANT PAID 6,000.

RECIPIENT NAME:
FIRST UNITED METHODIST
CHURCH OF HAMMONDSPORT
ADDRESS:
25 LAKE STREET
HAMMONDSPORT, NY 14810
RELATIONSHIP:
NONE
PURPOSE OF GRANT:
GENERAL
FOUNDATION STATUS OF RECIPIENT:
PC
AMOUNT OF GRANT PAID 6,000.

RECIPIENT NAME:
FRED AND HARRIETT TAYLOR
MEMORIAL LIBRARY
ADDRESS:
21 WILLIAM STREET
HAMMONDSPORT, NY 14840
RELATIONSHIP:
NONE
PURPOSE OF GRANT:
GENERAL
FOUNDATION STATUS OF RECIPIENT:
PC
AMOUNT OF GRANT PAID 10,000.

RECIPIENT NAME:
BOY SCOUTS OF AMERICA
TROOP 18
ADDRESS:
HAMMONDSPORT, NY 14840
RELATIONSHIP:
NONE
PURPOSE OF GRANT:
GENERAL
FOUNDATION STATUS OF RECIPIENT:
PC
AMOUNT OF GRANT PAID 5,000.

RECIPIENT NAME:
LITTLE LEAGUE BASEBALL, INC.
ADDRESS:
P.O. BOX 47
HAMMONDSPORT, NY 14840
RELATIONSHIP:
NONE
PURPOSE OF GRANT:
GENERAL
FOUNDATION STATUS OF RECIPIENT:
PC
AMOUNT OF GRANT PAID 5,000.

RECIPIENT NAME:
PULTENEY FREE LIBRARY,
ADDRESS:
P. O. BOX 215
PULTENEY, NY 14874
RELATIONSHIP:
NONE
PURPOSE OF GRANT:
GENERAL
FOUNDATION STATUS OF RECIPIENT:
PC
AMOUNT OF GRANT PAID 5,000.

RECIPIENT NAME:
CITIZENS HOSE COMPANY OF
HAMMONDSPORT
ADDRESS:
8521 STATE ROUTE 54
HAMMONDSPORT, NY 14840
RELATIONSHIP:
NONE
PURPOSE OF GRANT:
GENERAL
FOUNDATION STATUS OF RECIPIENT:
PC
AMOUNT OF GRANT PAID 10,000.

RECIPIENT NAME:
CATHOLIC CHARITIES OF THE
DIOCESE OF ROCHESTER
ADDRESS:
23 LIBERTY STREET
BATH, NY 14810
RELATIONSHIP:
NONE
PURPOSE OF GRANT:
GENERAL
FOUNDATION STATUS OF RECIPIENT:
PC
AMOUNT OF GRANT PAID 4,000.

RECIPIENT NAME:
HAMMONDSPORT COMMUNITY
SERVICES, INC
ADDRESS:
P O BOX 35
HAMMONDSPORT, NY 14840
RELATIONSHIP:
NONE
PURPOSE OF GRANT:
GENERAL
FOUNDATION STATUS OF RECIPIENT:
PC
AMOUNT OF GRANT PAID 6,000.

RECIPIENT NAME:
HAMMONDSPORT WOMANS CLUB
ADDRESS:
P O BOX 35
HAMMONDSPORT, NY 14840
RELATIONSHIP:
NONE
PURPOSE OF GRANT:
GENERAL
FOUNDATION STATUS OF RECIPIENT:
PC
AMOUNT OF GRANT PAID 2,500.

RECIPIENT NAME:
HAMMONDSPORT GIRL SCOUTS
ADDRESS:
8521 STATE ROUTE 54
HAMMONDSPORT, NY 14840
RELATIONSHIP:
NONE
PURPOSE OF GRANT:
GENERAL
FOUNDATION STATUS OF RECIPIENT:
PC
AMOUNT OF GRANT PAID 1,500.

RECIPIENT NAME:
IRA DAVENPORT MEMORIAL
HOSPITAL
ADDRESS:
7571 STATE ROUTE 54
BATH, NY 14810
RELATIONSHIP:
NONE
PURPOSE OF GRANT:
GENERAL
FOUNDATION STATUS OF RECIPIENT:
PC
AMOUNT OF GRANT PAID 100,000.

RECIPIENT NAME:
FINGER LAKES BOATING MUSEUM
ADDRESS:
8231 PLEASANT VALLEY RD
HAMMONDSPORT, NY 14840
RELATIONSHIP:
NONE
PURPOSE OF GRANT:
GENERAL
FOUNDATION STATUS OF RECIPIENT:
PC
AMOUNT OF GRANT PAID 115,000.

=====

RECIPIENT NAME:

LOAVES AND FISHES FOOD PANTRY

ADDRESS:

. , NY .

RELATIONSHIP:

NONE

PURPOSE OF GRANT:

GENERAL

FOUNDATION STATUS OF RECIPIENT:

PC

AMOUNT OF GRANT PAID 7,000.

RECIPIENT NAME:

SAINT JOHN VIANNEY PARISH OF
STEUBEN COUNTY

ADDRESS:

32 EAST MORRIS ST.
BATH, NY 14810

RELATIONSHIP:

NONE

PURPOSE OF GRANT:

GENERAL

FOUNDATION STATUS OF RECIPIENT:

PC

AMOUNT OF GRANT PAID 6,000.

RECIPIENT NAME:

WAYNE PLAYGROUND

ADDRESS:

. WAYNE, NY .

RELATIONSHIP:

NONE

PURPOSE OF GRANT:

GENERAL

FOUNDATION STATUS OF RECIPIENT:

PC

AMOUNT OF GRANT PAID 2,000.

RECIPIENT NAME:

HAMMONDSPOET CENTRAL SCHOOL
DISTRICT

ADDRESS:

8272 MAIN STREET
HAMMONDSPOET, NY 14840

RELATIONSHIP:

NONE

PURPOSE OF GRANT:

GENERAL

FOUNDATION STATUS OF RECIPIENT:

PC

AMOUNT OF GRANT PAID 20,000.

TOTAL GRANTS PAID:

362,000.

=====



FRED & HARRIETT TAYLOR FOUNDATION ACCT. R53093002
As of 12/31/14

Account Summary

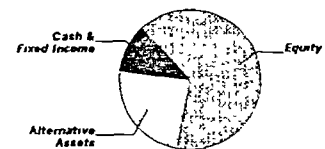
PRINCIPAL

Asset Allocation	Beginning Market Value	Ending Market Value	Change In Value	Estimated Annual Income	Current Allocation
Equity	5,015,630.36	5,535,542.31	519,911.95	105,538.85	65%
Alternative Assets	2,511,489.73	2,094,227.03	(417,262.70)	17,622.22	24%
Cash & Fixed Income	1,069,665.66	918,210.03	(151,455.63)	21,431.26	11%
Market Value	\$8,596,785.95	\$8,547,979.37	(\$48,806.58)	\$144,592.33	100%

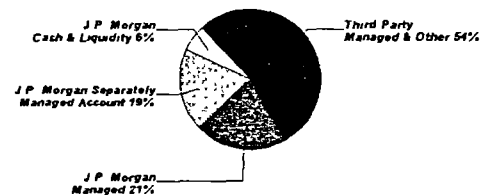
INCOME

Cash Position	Beginning Market Value	Ending Market Value	Change In Value
Cash Balance	48,196.35	176,505.22	128,308.87
Accruals	3,290.01	5,620.92	2,330.91
Market Value	\$51,486.36	\$182,126.14	\$130,639.78

Asset Allocation



Manager Allocation *



* **J.P. Morgan Managed** includes (to the extent permitted under applicable law) mutual funds, other registered funds and hedge funds managed by J.P. Morgan and structured products issued by J.P. Morgan. **J.P. Morgan Separately Managed Account** includes fixed income, equity, and alternative separately managed accounts managed by J.P. Morgan. **J.P. Morgan Cash & Liquidity Funds** includes cash, J.P. Morgan deposit sweeps and J.P. Morgan money market mutual funds. **Third-Party Managed & Other** includes mutual funds, exchange traded funds, hedge funds, and separately managed accounts managed by parties other than J.P. Morgan, structured products and exchange traded notes issued by parties other than J.P. Morgan, and other investments not managed or issued by J.P. Morgan. See important information about investment principles and conflicts in the disclosures section.

J.P.Morgan



FRED & HARRIETT TAYLOR FOUNDATION ACCT. R53093002
As of 12/31/14

Account Summary CONTINUED

Cost Summary	Cost
Equity	4,714,389.24
Cash & Fixed Income	897,329.85
Total	\$5,611,719.09



097407301803100011673
098407301803100011673

J.P.Morgan

Page 3 of 23



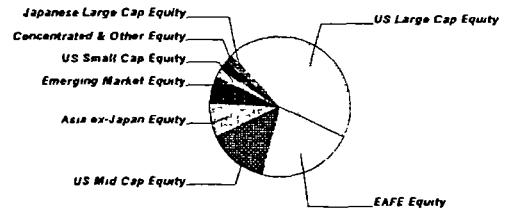
FRED & HARRIETT TAYLOR FOUNDATION ACCT. R53093002
As of 12/31/14

Equity Summary

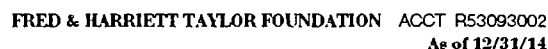
Asset Categories	Beginning Market Value	Ending Market Value	Change In Value	Current Allocation
US Large Cap Equity	2,096,136 65	2,468,558 36	372,421 71	30%
US Mid Cap Equity	675,176 86	750,197 45	75,020 59	9%
US Small Cap Equity	0 00	87,955 96	87,955 96	1%
EAFE Equity	1,213,489 00	1,220,331 88	6,842 88	14%
European Large Cap Equity	108,077 40	0 00	(108,077 40)	
Japanese Large Cap Equity	0 00	101,992 39	101,992 39	1%
Asia ex-Japan Equity	457,590 24	449,756 37	(7,833 87)	5%
Emerging Market Equity	465,160 21	350,077 59	(115,082 62)	4%
Concentrated & Other Equity	0 00	106,672 31	106,672 31	1%
Total Value	\$5,015,630.36	\$5,535,542.31	\$519,911.95	65%

Market Value/Cost	Current Period Value
Market Value	5,535,542 31
Tax Cost	4,714,389 24
Unrealized Gain/Loss	821,153 07
Estimated Annual Income	105,538 85
Accrued Dividends	5,620 92
Yield	1.90%

Asset Categories



Equity as a percentage of your portfolio - 65 %



Note P indicates position adjusted for Pending Trade Activity

	Price	Quantity	Value	Adjusted Tax Cost Original Cost	Unrealized Gain/Loss	Est. Annual Inc Accrued Div	Yield
US Large Cap Equity							
ABBOTT LABORATORIES 002824-10-0 ABT	45 02	174 000	7,833 48	7,355 76	477 72	167 04	2 13%
ACCENTURE PLC-CL A G1151C-10-1 ACN	89 31	140 000	12,503 40	11,388 97	1,114 43	285 60	2 28%
ACE LTD NEW H0023R-10-5 ACE	114 88	197 000	22,631 36	11,238 83	11,392 53	512 20 128 05	2 26%
ACTAVIS, INC. G0083B-10-8 ACT	257 41	53 000	13,642 73	12,248 59	1,394 14		
ADOBE SYSTEMS INC 00724F-10-1 ADBE	72 70	177 000	12,867 90	6,290 74	6,577 16		
ALEXION PHARMACEUTICALS INC 015351-10-9 ALXN	185 03	37 000	6,846 11	3,576 12	3,269 99		
ALLIANCE DATA SYSTEMS CORP 018581-10-8 ADS	286 05	29 000	8,295 45	5,120 85	3,174 60		
ANADARKO PETROLEUM CORP 032511-10-7 APC	82 50	194 000	16,005 00	14,652 58	1,352 42	209 52	1 31%
APPLE INC. 037833-10-0 AAPL	110 38	630 000	69,539 40	18,303 97	51,235 43	1,184 40	1.70%
AVAGO TECHNOLOGIES LTD Y0486S-10-4 AVGO	100 59	323 000	32,490 57	10,754 20	21,736 37	452 20	1 39%
BANK OF AMERICA CORP 060505-10-4 BAC	17 89	1,901 000	34,008 89	31,541 11	2,467 78	380 20	1 12%

Page 5 of 23

097407101603100011674
098407301600100011674



FRED & HARRIETT TAYLOR FOUNDATION ACCT. R53093002
As of 12/31/14

	Price	Quantity	Value	Adjusted Tax Cost Original Cost	Unrealized Gain/Loss	Est. Annual Inc Accrued Div	Yield
US Large Cap Equity							
BIOMER INC 09062X-10-3 BILB	339.45	62,000	21,045.90	5,494.00	15,551.90		
BLACKROCK INC 09247X-10-1 BLK	357.56	25,000	8,939.00	8,266.90	672.10	193.00	2.16%
BRISTOL MYERS SQUIBB CO 110122-10-8 BMY	59.03	386,000	22,785.58	15,264.09	7,521.49	571.28 142.82	2.51%
BROADCOM CORP CL A 111320-10-7 BRCM	43.33	235,000	10,182.55	8,983.90	1,198.65	112.80	1.11%
CAPITAL ONE FINANCIAL CORP 14040H-10-5 COF	82.55	170,000	14,033.50	9,170.84	4,862.66	204.00	1.45%
CELGENE CORPORATION 151020-10-4 CELG	111.86	139,000	15,548.54	3,925.04	11,623.50		
CHARTER COMMUNICATIONS INC 16117M-30-5 CHTR	166.62	68,000	11,330.16	10,981.62	348.54		
CITIGROUP INC NEW 172967-42-4 C	54.11	586,000	31,708.46	22,954.09	8,754.37	23.44	0.07%
COCA-COLA CO 191216-10-0 KO	42.22	349,000	14,734.78	15,346.33	(611.55)	425.78	2.89%
COLGATE PALMOLIVE CO 194162-10-3 CL	69.19	110,000	7,610.90	6,763.23	847.67	158.40	2.08%
COMCAST CORP CL A 20030N-10-1 CMCS A	58.01	555,000	32,195.55	13,041.95	19,153.60	499.50	1.55%
CONSTELLATION BRANDS INC A 21036P-10-8 STZ	98.17	91,000	8,933.47	7,989.41	944.06		



FRED & HARRIETT TAYLOR FOUNDATION ACCT. R53093002
As of 12/31/14

	Price	Quantity	Value	Adjusted Tax Cost Original Cost	Unrealized Gain/Loss	Est. Annual Inc Accrued Div	Yield
US Large Cap Equity							
COSTCO WHOLESALE CORP 22160K-10-5 COST	141 75	59 000	8,363 25	7,168 50	1,194 75	83 78	1 00%
CVS HEALTH CORPORATION 126650-10-0 CVS	96 31	174 000	16,757 94	10,979 39	5,778 55	243 60	1 45%
DISH NETWORK CORP CL A 25470M-10-9 DISH	72 89	206 000	15,015 34	7,702 05	7,313 29		
E I DU PONT DE NEMOURS & CO 263534-10-9 DD	73 94	187 000	13,826 78	12,765 22	1,061 56	351 56	2 54%
EXXON MOBIL CORP 30231G-10-2 XOM	92 45	187 000	17,288 15	7,008.76	10,279 39	516 12	2 99%
FACEBOOK INC-A 30303M-10-2 FB	78 02	347 000	27,072 94	26,298 68	774 26		
FIDELITY NATIONAL INFORMATION SERVICES 31620M-10-6 FIS	62.20	135 000	8,397 00	8,501 53	(104 53)	129 60	1 54%
GENERAL MOTORS CO 37045V-10-0 GM	34 91	722 000	25,205 02	22,016 87	3,188 15	866 40	3 44%
GILEAD SCIENCES INC 375558-10-3 GILD	94 26	102.000	9,614 52	11,336 42	(1,721 90)		
GOOGLE INC CLASS C 38259P-70-6 GOOG	526 40	59 000	31,057 60	24,729 32	6,328 28		
GOOGLE INC CLASS A 38259P-50-8 GOOG L	530 66	37 000	19,634 42	12,563 48	7,070 94		
HARMAN INTERNATIONAL INDUSTRY INC 413086-10-9 HAR	106 71	136 000	14,512 56	13,346 76	1,165 80	179 52	1 24%

J.P.Morgan

Page 7 of 23

000011 0675 of 1513 RESPONSE XI XXXXXXXX

0876730180310001675
0984673161010001675



FRED & HARRIETT TAYLOR FOUNDATION ACCT R53093002
As of 12/31/14

	Pnce	Quantity	Value	Adjusted Tax Cost Original Cost	Unrealized Gain/Loss	Est Annual Inc Accrued Div	Yield
US Large Cap Equity							
HARTFORD FINANCIAL SERVICES GROUP INC 416515-10-4 HIG	41 69	257 000	10,714 33	7,754 82	2,959 51	185 04 46 26	1 73%
HOME DEPOT INC 437076-10-2 HD	104 97	273 000	28,656 81	12,481 23	16,175 58	513 24	1 79%
HONEYWELL INTERNATIONAL INC 438516-10-6 HON	99 92	351 000	35,071 92	19,215 83	15,856 09	726 57	2 07%
HUMANA INC 444859-10-2 HUM	143 63	124 000	17,810 12	10,588 13	7,221 99	138 88 34 72	0 78%
INVESCO LTD G491BT-10-8 IVZ	39 52	251 000	9,919 52	7,256 53	2,662 99	251 00	2 53%
JOHNSON & JOHNSON 478160-10-4 JNJ	104 57	425 000	44,442 25	32,192 59	12,249 66	1,190 00	2 68%
KLA-TENCOR CORP 482480-10-0 KLAG	70 32	287 000	20,181 84	19,768 25	413 59	574 00	2 84%
P L-3 COMMUNICATIONS HOLDINGS INC 502424-10-4 LLL	126 21	73 000	9,213 33	9,326 24	(112 91)	175 20	1 90%
LAM RESEARCH CORP 512807-10-8 LRCX	79 34	188 000	14,915 92	9,958 27	4,957 65	135 36 33 84	0 91%
LOWES COMPANIES INC 548661-10-7 LOW	68 80	441 000	30,340 80	9,071 40	21,269 40	405 72	1 34%
MARATHON OIL CORP 565849-10-6 MRO	28 29	402 000	11,372 58	14,981 80	(3,609 22)	337 68	2 97%
MARSH & MCLENNAN COMPANIES INC 571748-10-2 MMC	57 24	312 000	17,858 88	14,528 38	3,330 50	349 44	1 96%
MASCO CORP 574599-10-6 MAS	25 20	655 000	16,506 00	9,895 84	6,610 16	235 80	1 43%



FRED & HARRIETT TAYLOR FOUNDATION ACCT R53093002
As of 12/31/14

	Price	Quantity	Value	Adjusted Tax Cost Original Cost	Unrealized Gain/Loss	Est. Annual Inc Accrued Div	Yield
US Large Cap Equity							
MASTERCARD INC - CLASS A 57636Q-10-4 MA	86 16	280 000	24,124 80	9,121 66	15,003 14	179 20	0 74%
MERCK AND CO INC 58933Y-10-5 MRK	56 79	344 000	19,535 76	14,676 23	4,859 53	619 20 154 80	3 17%
METLIFE INC 59156R-10-8 MET	54 09	476 000	25,746 84	15,704 22	10,042 62	666 40	2 59%
MICROSOFT CORP 594918-10-4 MSFT	46 45	812 000	37,717 40	6,356 43	31,360 97	1,006 88	2 67%
MONDELEZ INTERNATIONAL-W/I 609207-10-5 MDLZ	36 33	392 000	14,239 40	9,615 49	4,623 91	235 20 58 80	1 65%
MORGAN STANLEY 617446-44-8 MS	38 80	680 000	26,384 00	15,860 69	10,523 31	272 00	1 03%
NEUBERGER BER MU/C OPP-INS 64122Q-30-9 NMUL X	15 70	14,789 747	232,199 03	228,656 40	3,542 63	2,174 09	0 94%
NEXTERA ENERGY INC 65339F-10-1 NEE	106 29	119 000	12,648 51	9,286 16	3,362 35	345 10	2 73%
NISOURCE INC 65473P-10-5 NI	42 42	237 000	10,053 54	6,654 29	3,399 25	246 48	2 45%
OCCIDENTAL PETROLEUM CORP 674599-10-5 OXY	80 61	493 000	39,740 73	38,940 29	800 44	1,419 84 326 16	3 57%
ORACLE CORP 68389X-10-5 ORCL	44 97	382 000	17,178 54	8,134 31	9,044 23	183 36	1 07%
PACCAR INC 693718-10-8 PCAR	68 01	351 000	23,871 51	13,188 07	10,683 44	308 88 351 00	1 29%
P PALL CORP 696429-30-7 PLL	101 21	31 000	3,137 51	3,149 90	(12.39)	37 82	1 21%

J.P.Morgan

Page 9 of 23

000011 0676 of 1513 RESPONSE XI 00000000

097407301803100011676
098407301803100011676



FRED & HARRIETT TAYLOR FOUNDATION ACCT R53093002
As of 12/31/14

	Price	Quantity	Value	Adjusted Tax Cost Original Cost	Unrealized Gain/Loss	Est Annual Inc Accrued Div	Yield
US Large Cap Equity							
PEPSICO INC 713448-10-8 PEP	94 56	134 000	12,671 04	12,617 99	53 05	351 08 87 77	2 77%
PERRIGO CO LTD G97822-10-3 PRGO	167 16	81 000	13,539 96	12,582 52	957 44	34 02	0 25%
PHILLIPS 66 718546-10-4 PSX	71 70	97 000	6,954 90	4,485 77	2,469 13	194 00	2 79%
PROCTER & GAMBLE CO 742718-10-9 PG	91 09	246 000	22,408 14	9,142 05	13,266 09	633 20	2 83%
QUALCOMM INC 747525-10-3 QCOM	74 33	284 000	21,109 72	8,468 40	12,641 32	477 12	2 26%
SCHLUMBERGER LTD 806857-10-8 SLB	85 41	393 000	33,566 13	32,449 22	1,116 91	628 80 141 20	1 87%
SCHWAB CHARLES CORP 808513-10-5 SCHW	30 19	350 000	10,566 50	10 531 34	35 16	84 00	0 79%
SPDR S&P 500 ETF TRUST 78462F-10-3 SPY	205 54	3,112 000	639,640 48	557,645 69	81,994 79	11,934 52 3,531 87	1 87%
STATE STREET CORP 857477-10-3 STT	78 50	166 000	13,031 00	9,828 93	3,202 07	199 20 49 80	1 53%
STRYKER CORP 863667-10-1 SYK	94 33	91 000	8,584 03	7,633 96	950 07	125 58 31 40	1 46%
THE MOSAIC COMPANY NEW 61945C-10-3 MOS	45 65	310 000	14,151 50	14,708 30	(556 80)	310 00	2 19%
TIME WARNER INC NEW 887317-30-3 TWX	85 42	497 000	42,453 74	11,899 16	30,554 58	631 19	1 49%



FRED & HARRIETT TAYLOR FOUNDATION ACCT R53093002
As of 12/31/14

	Price	Quantity	Value	Adjusted Tax Cost Original Cost	Unrealized Gain/Loss	Est. Annual Inc Accrued Div	Yield
US Large Cap Equity							
TJX COMPANIES INC 872540-10-9 TJX	68 58	161 000	11,041 38	9,202 94	1,838 44	112 70	1 02%
TWENTY FIRST CENTY FOX INC CL A 90130A-10-1 FOXA	38 41	438 000	16,821 39	14,334 89	2,486 50	109 50	0 65%
UNION PACIFIC CORP 907818-10-8 UNP	119 13	100 000	11,913 00	10,311 32	1,601 68	200 00 50 00	1 68%
UNITEDHEALTH GROUP INC 91324P-10-2 UNH	101 09	320 000	32,348 80	16,100 02	16,248 78	480 00	1 48%
UNITED CONTINENTAL HOLDINGS INC. 910047-10-9 UAL	66 89	317 000	21,204 13	13,328 08	7,876 05		
UNITED TECHNOLOGIES CORP 913017-10-9 UTX	115 00	287 000	33,005 00	19,214 48	13,790 52	677 32	2 05%
VERIZON COMMUNICATIONS INC 92343V-10-4 VZ	46 78	381 000	17,823 18	14,466 84	3,356 34	838 20	4 70%
VERTEX PHARMACEUTICALS INC 92532F-10-0 VRTX	118 80	122 000	14,493 60	6,566 01	7,927 59		
WALT DISNEY CO 254687-10-6 DIS	94 19	141 000	13,280 79	9,285 00	3,995 79	162 15 162 15	1 22%
WELLS FARGO & CO 949746-10-1 WFC	54 82	829 000	45,445 78	17,978 68	27,467 10	1,160 60	2 55%
YUM BRANDS INC 988498-10-1 YUM	72 85	226 000	16,464 10	7,617 75	8,846 35	370 64	2 25%
Total US Large Cap Equity			\$2,468,558.36	\$1,811,832.89	\$656,725.47	\$40,376.14 \$5,330.64	1.64%

J.P.Morgan

Page 11 of 23

000011 0677 of 1513 NSFOC026 XI 00000000

0974073018010001677
09840730160010001677



FRED & HARRIETT TAYLOR FOUNDATION ACCT R53093002
As of 12/31/14

	Price	Quantity	Value	Adjusted Tax Cost Original Cost	Unrealized Gain/Loss	Est Annual Inc Accrued Div	Yield
US Mid Cap Equity							
ASTON RIVER RD DIV ALL CAP-I 00080Y-87-6 ARID X	13 16	30,972 694	407,600 65	392,752 12	14,848 53	14,123 54	3 47%
ISHARES CORE S&P MID-CAP ETF 464287-50-7 IJH	144 80	2,366 000	342,596 80	243,433 97	99,162 83	4,594 77	1 34%
Total US Mid Cap Equity			\$750,197.45	\$636,186.09	\$114,011.36	\$18,718.31	2.50%
US Small Cap Equity							
TRIBUTARY SMALL CO-INST PLUS 89609H-70-4 FOSB X	23 38	3,762 017	87,955 96	93,335 63	(5,379 67)		
EAFE Equity							
ISHARES MSCI EAFE INDEX FUND 464287-46-5 EFA	60 84	8,405 000	511,360 20	548,567 09	(37,206 89)	19,003 70	3 72%
MFS INTL VALUE-I 55273E-82-2 MINI X	34 54	7,794 498	269,221 96	227,086 28	42,135 68	5,993 96	2 23%
T ROWE PRICE OVERSEAS STOCK 77956H-75-7 TROS X	9 42	46,682 561	439,749 72	426,619 59	13,130 13		
Total EAFE Equity			\$1,220,331.88	\$1,202,272.96	\$18,058.92	\$24,997 66	2 05%



FRED & HARRIETT TAYLOR FOUNDATION ACCT. R53093002
As of 12/31/14

	Price	Quantity	Value	Adjusted Tax Cost Original Cost	Unrealized Gain/Loss	Est. Annual Inc Accrued Div	Yield
Japanese Large Cap Equity							
BROWN ADV JAPAN ALPHA OPP-IS 115233-57-9 BAFJ X	10 78	9,461 261	101,992 39	96,504 86	5,487 53	4,815 78	4 72%
Asia ex-Japan Equity							
MATTHEWS ASIA DIVIDEND-INS 577130-75-0 MIP1 X	15 26	17,963 591	274,124 40	287,456 44	(13,332 04)	9,646 44	3 52%
T ROWE PRICE NEW ASIA 77956H-50-0 PRAS X	16 29	10,781 582	175,631 97	159,105 41	16,526 56		
Total Asia ex-Japan Equity			\$449,756.37	\$446,561.85	\$3,194.52	\$9,646.44	2.15 %
Emerging Market Equity							
ISHARES MSCI EMERGING MARKET INDEX 464287-23-4 EEM	39 29	2,145 000	84,277 05	88,443 07	(4,166 02)	1,879 02	2 23%
JPM CHINA REGION FD - SEL FUND 3810 4812A3-52-8 JCHS X	21 92	4,528 459	99,263 82	88,259 67	11,004 15	1,956 29	1 97%
OPPENHEIMER DEVELOPING MKT-Y 683974-50-5 ODVY X	35 06	4,750 049	166,536 72	165,016 69	1,520 03	1,064 01	0 64%
Total Emerging Market Equity			\$350,077.59	\$341,719.43	\$8,358.16	\$4,899.32	1.40 %

J.P.Morgan

Page 13 of 23

000011 0678 of 1513 REPORTS XL 00000000



09740701803100011678
09840701600100011678



FRED & HARRIETT TAYLOR FOUNDATION ACCT. R53093002
As of 12/31/14

	Price	Quantity	Value	Adjusted Tax Cost Original Cost	Unrealized Gain/Loss	Est. Annual Inc. Accrued Div	Yield
Concentrated & Other Equity							
ALCOA INC 013817-10-1 AA	15 79	868 000	13,705 72	14,531 54	(825 82)	104 16	0 76%
CSX CORP 126408-10-3 CSX	36 23	440 000	15,941 20	9,531 77	6,409 43	281 60	1 77%
P DANAHER CORP 235851-10-2 DHR	85 71			0 00		12 70	0 47%
DOMINION RESOURCES INC VA 25746U-10-9 D	76 90	121 000	9,304 90	8,479 47	825 43	290 40	3 12%
DOW CHEMICAL CO 260543-10-3 DOW	45 61	295 000	13,454 95	9,046 54	4,408 41	495 60 123 90	3 68%
FLOWSERVE CORP 34354P-10-5 FLS	59 83	102 000	6,102 66	7,846 31	(1,743 65)	65 28 16 32	1 07%
FLUOR CORP 343412-10-2 FLR	60 63	216 000	13,096 08	11,135 09	1,960 99	181 44 45 36	1 39%
GENERAL MILLS INC 370334-10-4 GIS	53 33	133 000	7,092 89	3,956 09	3,136 80	218 12	3 08%
INTERCONTINENTAL EXCHANGE, INC 45866F-10-4 ICE	219 29	31 000	6,797 99	4,450 10	2,347 89	80 60	1 19%
PHILIP MORRIS INTERNATIONAL 718172-10-9 PM	81 45	92 000	7,493 40	7,545 45	(52 05)	368 00 92 00	4 91%
THE PRICELINE GROUP INC 741503-40-3 PCLN	1,140 21	12 000	13,682 52	9,453 17	4,229 35		
Total Concentrated & Other Equity			\$106,672.31	\$85,975.53	\$20,696.78	\$2,085.20 \$290.28	1.96%

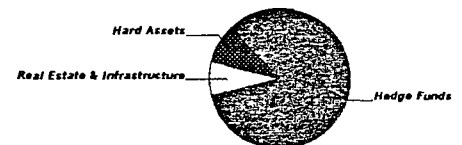


FRED & HARRIETT TAYLOR FOUNDATION ACCT. R53093002
As of 12/31/14

Alternative Assets Summary

Asset Categories	Beginning Estimated Value	Ending Estimated Value	Change In Value	Current Allocation
Hedge Funds	1,980,172.69	1,691,815.36	(288,357.33)	20%
Real Estate & Infrastructure	154,798.26	197,319.22	42,520.96	2%
Hard Assets	376,518.78	205,092.45	(171,426.33)	2%
Total Value	\$2,511,489.73	\$2,094,227.03	(\$417,262.70)	24%

Asset Categories



Alternative Assets Detail

Alternative Assets as a percentage of your portfolio - 24 %

	Price	Quantity	Estimated Value	Cost
Hedge Funds				
EATON VANCE GLOBAL MACRO-I 277923-72-8 EIGM X	9.31	4,980.171	46,365.39	47,710.87
GATEWAY FUND-Y 367829-88-4 GTEY X	29.57	6,401.573	189,294.51	177,380.37
INV BALANCED-RISK ALLOC-Y 00141V-69-7 ABRY X	11.64	3,742.445	43,562.06	46,668.29

J.P.Morgan



FRED & HARRIETT TAYLOR FOUNDATION ACCT R53093002
As of 12/31/14

	Price	Quantity	Estimated Value	Cost
Hedge Funds				
JPM ACCESS MULTI-STRATEGY FUND II	16.37	80,622,748	1,319,891.86	1,337,211.98
RIC ENDOWMENTS & FOUNDATIONS & OTHER	11/28/14			
- AUTOMATIC REINVESTMENT				
N/O Client				
HFGAPB-WF-1				
PIMCO UNCONSTRAINED BOND-P	11.18	8,291,730	92,701.54	95,686.56
72201M-45-3 PUCP X				
Total Hedge Funds			\$1,691,815.36	\$1,704,658.07



FRED & HARRIETT TAYLOR FOUNDATION ACCT R53093002
As of 12/31/14

	Quantity/Original Commitment Amount	Cost/Net Capital Called Since Inception	Net Distributions Since Inception	Estimated Value	Est Annual Inc Accrued Div	Yield
Real Estate & Infrastructure						
ISHARES COHEN & STEERS REALTY MAJORS INDEX FUND 464287-56-4 ICF	1,035 00	89,705 00		100,229 40	3,006 67	3 00 %
JPM REALTY INC FD - INSTL FUND 1372 904504-50-3 URTL X	6,959 84	90,408 38		97,089 82	1,607 72	1 66 %
Total Real Estate & Infrastructure		\$180,113.38	\$0 00	\$197,319.22	\$4,614.39	

Amounts shown above under "Estimated Value" for private equity funds are estimates based on the latest fund values received from each underlying fund, which value may be as of a date (underlying fund value date) prior to the period covered by this statement. The values provided by the underlying fund have been adjusted for any cash flows between your account and such fund that have occurred subsequent to the underlying fund value date to derive the "Estimated Value". Therefore, such "Estimated Value" may not reflect the value of your interest shown on any fund's actual books and records as of the date of this statement. For additional information, please contact your J.P. Morgan representative. For private equity funds, Estimated Values are based on estimates provided by the underlying funds that are generally presented on a US GAAP basis, which records investments at fair value, or "marked-to-market". Most of these underlying funds also present their audited financial statements on a US GAAP basis (i.e., "marked-to-market"). However, some of these underlying funds present their audited financial statements using the Income Tax Basis of Accounting, which records investments "at cost" based on the accrual basis of accounting for Federal income taxes. Where the underlying fund provides periodic estimates on a "marked-to-market" basis but reflects investments "at cost" in its audited financial statements, the marked-to-market Estimated Value shown herein for a private equity fund may be materially different from the value reflected on such fund's audited financial statements (which are also based on the audited financial statements of the underlying fund).

J.P.Morgan

Page 17 of 23

000011 0680 of 1513 NSP000006 XL 00000000

08740701000100011680
08640701000100011680



FRED & HARRIETT TAYLOR FOUNDATION ACCT. R53093002
As of 12/31/14

	Price	Quantity	Estimated Value	Cost	Est. Annual Income Accrued Income
Hard Assets					
BARC BREN PLDMLNPM 2/17/15 10% BUFFER-1 21%XLEV 12 10%MAX-10%CAP PLDMLNPM 726 20 06741T-4X-2	108 06	50,000 000	54,030 00	49,500 00	
DB MARKET PLUS WTI 07/21/15 79 9% BARRIER- 6 5%CPN INITIAL LEVEL 05/23/14 CL1 104 35 25152R-KH-5	55 29	50,000 000	27,645 00	49,400 00	
PIMCO COMMODITYPL STRAT-P 72201P-16-7 PCLP X	7 65	16,133 000	123,417 45	163,256 05	6,695 19
Total Hard Assets			\$205,092.45	\$262,156 05	\$6,695.19



FRED & HARRIETT TAYLOR FOUNDATION ACCT. R53093002
As of 12/31/14

Cash & Fixed Income Summary

Asset Categories	Beginning Market Value	Ending Market Value	Change In Value	Current Allocation
Cash	253,076.36	349,995.92	96,919.56	4%
US Fixed Income	623,007.47	540,052.88	(82,954.59)	6%
Foreign Exchange & Non-USD Fixed Income	193,582.03	28,161.23	(165,420.80)	1%
Total Value	\$1,069,665.86	\$918,210.03	(\$151,455.83)	11%

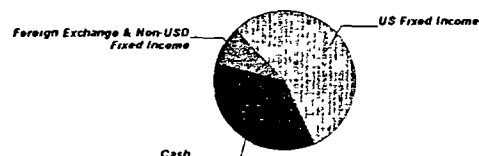
Market Value/Cost	Current Period Value
Market Value	918,210.03
Tax Cost	897,329.85
Unrealized Gain/Loss	20,880.18
Estimated Annual Income	21,431.26
Yield	2.33%

SUMMARY BY MATURITY

Cash & Fixed Income	Market Value	% of Bond Portfolio
0-6 months ¹	918,210.03	100%

¹ The years indicate the number of years until the bond is scheduled to mature based on the statement end date. Some bonds may be called, or paid in full, before their stated maturity.

Asset Categories



Cash & Fixed Income as a percentage of your portfolio - 11 %

SUMMARY BY TYPE

Cash & Fixed Income	Market Value	% of Bond Portfolio
Cash	349,995.92	37%
Mutual Funds	568,214.11	63%
Total Value	\$918,210.03	100%

J.P.Morgan



FRED & HARRIETT TAYLOR FOUNDATION ACCT R53093002
As of 12/31/14

Note ¹ This is the Annual Percentage Yield (APY) which is the rate earned if balances remain on deposit for a full year with compounding, there is no change in the interest rate and all interest is left in the account

Cash & Fixed Income Detail

	Price	Quantity	Value	Adjusted Tax Cost Original Cost	Unrealized Gain/Loss	Est. Annual Income Accrued Interest	Yield
Cash							
US DOLLAR PRINCIPAL	1 00	349,996 19	349,996 19	349,996 19		104 99	0 03 % ¹
COST OF PENDING PURCHASES	1 00	(10,956 28)	(10,956 28)	(10,956 28)			
PROCEEDS FROM PENDING SALES	1 00	10,956 01	10,956 01	10 956 01			
Total Cash			\$349,995.92	\$349,995 92	\$0.00	\$104.99	0.03 %
US Fixed Income							
JPM STRAT INC OPP FD - SEL FUND 3844 4812A4-35-1	11 72	16,462 31	192,938 28	188,588 04	4,350 24	2,749 20	1 42 %
JPM HIGH YIELD FD - SEL FUND 3580 4812C0-80-3	7 59	22,624 86	171,722 66	150,350 27	21,372 39	10,724 18	6 25 %
RIDGEWORTH SEIX FLOATING-I 76628T-67-8	8 75	20,044 79	175,391 94	179,000 00	(3,608 06)	7,717 24	4 40 %
Total US Fixed Income			\$540,052.88	\$517,938.31	\$22,114.57	\$21,190.62	3.92 %



FRED & HARRIETT TAYLOR FOUNDATION ACCT. R53093002
As of 12/31/14

	Price	Quantity	Value	Adjusted Tax Cost Original Cost	Unrealized Gain/Loss	Est. Annual Income Accrued Interest	Yield
Foreign Exchange & Non-USD Fixed Income							
JPM INTL CURR INC FD - SEL FUND 3831 4812A3-29-6	10 38	2,713 03	28,161 23	29,395 62	(1,234 39)	135 65	0 48 %



007407018010011582
09460701800100011582

J.P.Morgan

Page 21 of 23

000011 0682 of 1513 MSP00006 XI N0000000



FRED & HARRIETT TAYLOR FOUNDATION ACCT R53093200
As of 12/31/14

Account Summary

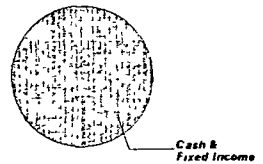
PRINCIPAL

Asset Allocation	Beginning Market Value	Ending Market Value	Change In Value	Estimated Annual Income	Current Allocation
Cash & Fixed Income	775,846.85	765,354.60	(10,492.25)	22,764.84	100%
Market Value	\$775,846.85	\$765,354.60	(\$10,492.25)	\$22,764.84	100%

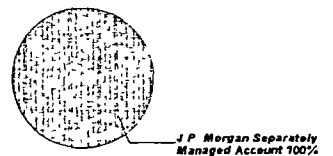
INCOME

Cash Position	Beginning Market Value	Ending Market Value	Change In Value
Cash Balance	113,127.52	6,135.52	(106,992.00)
Accruals	6,007.56	5,707.90	(299.66)
Market Value	\$119,135.08	\$11,843.42	(\$107,291.66)

Asset Allocation



Manager Allocation *



* J.P. Morgan Separately Managed Account includes fixed income, equity, and alternative separately managed accounts managed by J.P. Morgan. See important information about investment principles and conflicts in the disclosures section.

J.P.Morgan



FRED & HARRIETT TAYLOR FOUNDATION ACCT. R53093200
As of 12/31/14

Account Summary CONTINUED

Cost Summary	Cost
Cash & Fixed Income	773,966.24
Total	\$773,966.24



097407301802100011685
098407301800100011685

J.P.Morgan

Page 3 of 6

000011 0685 of 1513 HSP000016 XI 00000000



FRED & HARRIETT TAYLOR FOUNDATION ACCT. R53093200
As of 12/31/14

Cash & Fixed Income Summary

Asset Categories	Beginning Market Value	Ending Market Value	Change In Value	Current Allocation
Cash	4,312 60	7,821 75	3,509 15	1%
Short Term	118,999 70	25,195 25	(93,804 45)	3%
US Fixed Income	652,534 55	732,337 60	79,803 05	96%
Total Value	\$775,846.85	\$765,354.60	(\$10,492.25)	100%

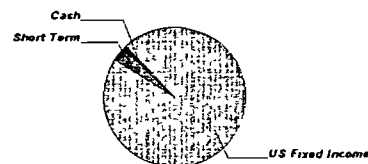
Market Value/Cost	Current Period Value
Market Value	765,354 60
Tax Cost	773,966 24
Unrealized Gain/Loss	(8,611 64)
Estimated Annual Income	22,764 84
Accrued Interest	5,707 90
Yield	1.13%

SUMMARY BY MATURITY

Cash & Fixed Income	Market Value	% of Bond Portfolio
0-6 months ¹	68,181 15	8%
1-5 years ¹	516,634 25	69%
5-10 years ¹	180,539 20	23%
Total Value	\$765,354.60	100%

¹ The years indicate the number of years until the bond is scheduled to mature based on the statement end date. Some bonds may be called, or paid in full, before their stated maturity.

Asset Categories



Cash & Fixed Income as a percentage of your portfolio - 100%

SUMMARY BY TYPE

Cash & Fixed Income	Market Value	% of Bond Portfolio
Cash	7,821 75	1%
Govt and Agency Bonds	757,532 85	99%
Total Value	\$765,354.60	100%

J.P.Morgan



FRED & HARRIETT TAYLOR FOUNDATION ACCT. R53093200
As of 12/31/14

Note ¹ This is the Annual Percentage Yield (APY) which is the rate earned if balances remain on deposit for a full year with compounding, there is no change in the interest rate and all interest is left in the account.

Cash & Fixed Income Detail

	Price	Quantity	Value	Adjusted Tax Cost Original Cost	Unrealized Gain/Loss	Est. Annual Income Accrued Interest	Yield
Cash							
US DOLLAR PRINCIPAL	1 00	7,821 75	7,821 75	7,821 75		2 34	0 03% ¹
Short Term							
US TREAS 2 5% 04/30/15 912828-MZ-0 NR /AAA	100 78	25,000 00	25,195 25	26,226 56	(1,031 31)	625 00 105 90	0 16%
US Fixed Income							
US TREAS 4% 02/15/15 912828-DM-9 NR /AAA	100 47	35,000 00	35,164 15	37,512 89	(2,348 74)	1,400 00 528 89	0.16%
US TREAS 2.625% 04/30/16 912828-KR-0 NR /AAA	102 88	45,000 00	46,297.35	45,757 62	539 73	1,181 25 200 12	0 45%
US TREAS 5.125% 05/15/16 912828-FF-2 NR /AAA	106 38	35,000 00	37,232 65	39,552 73	(2,320 08)	1,793 75 229 18	0 46%
FNMA 5.375% 07/15/16 31359M-S6-1 AA+ /AAA	107 37	55,000 00	59,055 15	62,936 50	(3,881 35)	2,956 25 1,363 12	0 56%
US TREAS 1% 10/31/16 912828-RM-4 NR /AAA	100 72	65,000 00	65,464 75	65,812 50	(347 75)	650.00 110 11	0 61%
US TREAS 4.5% 05/15/17 912828-GS-3 NR /AAA	108 56	35,000 00	37,997 05	37,976 37	20 68	1,575 00 201 25	0 85%

J.P.Morgan

Page 5 of 6

000011 0696 of 1513 NSPO0026 XL N0000000



05/14/2015 10:00:16 AM
0940731515010011686



FRED & HARRIETT TAYLOR FOUNDATION ACCT. R53093200
As of 12/31/14

	Price	Quantity	Value	Adjusted Tax Cost Original Cost	Unrealized Gain/Loss	Est. Annual Income Accrued Interest	Yield
US Fixed Income							
FNMA 5.375% 06/12/17 31398A-DM-1 AA+ /AAA	110 65	35,000 00	38,728 90	38,925 64	(196 74)	1,881 25 99 26	0 96%
US TREAS 1 875% 08/31/17 912828-NW-6 NR /AAA	102 29	40,000 00	40,915 60	42,376 56	(1,460 96)	750 00 256 24	1 00%
US TREAS 1.5% 08/31/18 912828-RE-2 NR /AAA	100 47	50,000 00	50,234 50	51,564 45	(1,329 95)	750 00 252 05	1 37%
US TREAS 3.75% 11/15/18 912828-JR-2 NR /AAA	108 94	65,000 00	70,809 70	66,266 99	4,542 71	2 437 50 311 42	1 37%
US TREAS 3.125% 05/15/19 912828-KQ-2 NR /AAA	106 59	30,000 00	31,978 20	32,231 25	(253 05)	937 50 119 79	1 56%
US TREAS 3.375% 11/15/19 912828-LY-4 NR /AAA	108 34	35,000 00	37,920 40	39,580 08	(1,659 68)	1,181 25 150 92	1 59%
US TREAS 3.625% 02/15/20 912828-MP-2 NR /AAA	109 65	55,000 00	60,306 40	58,519 44	1,786 96	1,993 75 753 17	1 65%
US TREAS 2.125% 08/15/21 912828-RC-6 NR /AAA	101 16	40,000 00	40,462 40	41,645 31	(1,182 91)	850 00 321 08	1 94%
FHLMC MTN 2 375% 01/13/2022 DTD 01/13/2012 3137EA-DB-2 AAA /AAA	101 46	40,000 00	40,584 00	40,436 40	147 60	950 00 443 32	2 15%
FHLB 2.125% 03/10/23 313382-AX-1 AA+ /AAA	97 97	40,000 00	39,186 40	38,823 20	363 20	850 00 262 08	2 40%
Total US Fixed Income			\$732,337 60	\$739,917.93	(\$7,580 33)	\$22,137.50 \$5,602.00	1.18 %