



See a Social Security Number? Say Something!
Report Privacy Problems to <https://public.resource.org/privacy>
Or call the IRS Identity Theft Hotline at 1-800-908-4490



Form **990-PF**Department of the Treasury
Internal Revenue Service**Return of Private Foundation**

or Section 4947(a)(1) Trust Treated as Private Foundation

Do not enter social security numbers on this form as it may be made public.

Information about Form 990-PF and its separate instructions is at www.irs.gov/form990pf

OMB No. 1545-0052

2014

Open to Public Inspection

For calendar year 2014 or tax year beginning , 2014, and ending , 20

Name of foundation **EDWIN J HOFFRITZ TR UW ARTICLE SEVENTH**
P60670000**A Employer identification number**
13-6655406

Number and street (or P.O. box number if mail is not delivered to street address)

Room/suite

B Telephone number (see instructions)**10 S DEARBORN IL1-0117****866-888-5157**

City or town, state or province, country, and ZIP or foreign postal code

CHICAGO, IL 60603**G Check all that apply:**☐ Initial return☐ Initial return of a former public charity☐ Final return☐ Amended return☐ Address change☐ Name change**H Check type of organization:** ☒ Section 501(c)(3) exempt private foundation☒ Section 4947(a)(1) nonexempt charitable trust ☐ Other taxable private foundation**I Fair market value of all assets at****J Accounting method:** ☒ Cash ☐ Accrual

end of year (from Part II, col. (c), line

☐ Other (specify) _____**16) \$ 16,492,599.**

(Part I, column (d) must be on cash basis.)

C If exemption application is pending, check here ☐**D 1** Foreign organizations, check here ☐**2** Foreign organizations meeting the 85% test, check here and attach computation ☐**E** If private foundation status was terminated under section 507(b)(1)(A), check here ☐**F** If the foundation is in a 60-month termination under section 507(b)(1)(B), check here ☐**Part I Analysis of Revenue and Expenses** (The total of amounts in columns (b), (c), and (d) may not necessarily equal the amounts in column (a) (see instructions).)**(a) Revenue and expenses per books****(b) Net investment income****(c) Adjusted net income****(d) Disbursements for charitable purposes (cash basis only)**

	(a) Revenue and expenses per books	(b) Net investment income	(c) Adjusted net income	(d) Disbursements for charitable purposes (cash basis only)
1 Contributions, gifts, grants, etc., received (attach schedule)				
2 Check <input checked="" type="checkbox"/> if the foundation is not required to attach Sch. B				
3 Interest on savings and temporary cash investments				
4 Dividends and interest from securities	386,485.	385,080.		
5a Gross rents				
b Net rental income or (loss)				
6a Net gain or (loss) from sale of assets not on line 10	1,024,705.			
b Gross sales price for all assets on line 6a	5,192,109.			
7 Capital gain net income (from Part IV, line 2)		1,024,705.		
8 Net short-term capital gain				
9 Income modifications				
10a Gross sales less returns and allowances				
b Less Cost of goods sold				
c Gross profit or (loss) (attach schedule)				
11 Other income (attach schedule)	-7,362.			STMT 1
12 Total. Add lines 1 through 11	1,403,828.	1,409,785.		
13 Compensation of officers, directors, trustees, etc.	167,295.	125,471.		41,824.
14 Other employee salaries and wages		NONE	NONE	
15 Pension plans, employee benefits		NONE	NONE	
16a Legal fees (attach schedule)				
b Accounting fees (attach schedule)				
c Other professional fees (attach schedule)				
17 Interest				
18 Taxes (attach schedule) (see instructions) STMT 2	40,147.	9,014.		
19 Depreciation (attach schedule) and depletion				
20 Occupancy				
21 Travel, conferences, and meetings		NONE	NONE	
22 Printing and publications		NONE	NONE	
23 Other expenses (attach schedule) STMT 3	750.			750.
24 Total operating and administrative expenses. Add lines 13 through 23	208,192.	134,485.	NONE	42,574.
25 Contributions, gifts, grants paid	725,000.			725,000.
26 Total expenses and disbursements. Add lines 24 and 25	933,192.	134,485.	NONE	767,574.
27 Subtract line 26 from line 12				
a Excess of revenue over expenses and disbursements	470,636.			
b Net investment income (if negative, enter -0-)		1,275,300.		
c Adjusted net income (if negative, enter -0-)				

ENVELOPE
POSTMARK DATE NOV 1 2 2015

SCANNED NOV 3 0 2015

Part II Balance Sheets		Attached schedules and amounts in the description column should be for end-of-year amounts only (See instructions.)		Beginning of year	End of year	
				(a) Book Value	(b) Book Value	(c) Fair Market Value
Assets	1	Cash - non-interest-bearing		218,100.	369,734.	369,734.
	2	Savings and temporary cash investments		702,652.	809,497.	809,497.
	3	Accounts receivable ▶ Less: allowance for doubtful accounts ▶				
	4	Pledges receivable ▶ Less: allowance for doubtful accounts ▶				
	5	Grants receivable				
	6	Receivables due from officers, directors, trustees, and other disqualified persons (attach schedule) (see instructions)				
	7	Other notes and loans receivable (attach schedule) ▶ Less: allowance for doubtful accounts ▶	NONE			
	8	Inventories for sale or use				
	9	Prepaid expenses and deferred charges				
	10a	Investments - U.S. and state government obligations (attach schedule)				
	b	Investments - corporate stock (attach schedule)		8,812,470.	9,680,879.	12,600,888.
	c	Investments - corporate bonds (attach schedule)		1,221,816.	759,726.	776,168.
	11	Investments - land, buildings, and equipment: basis Less: accumulated depreciation (attach schedule) ▶				
	12	Investments - mortgage loans				
	13	Investments - other (attach schedule)	STMT 4	2,172,631.	1,977,519.	1,936,312.
	14	Land, buildings, and equipment: basis Less: accumulated depreciation (attach schedule) ▶				
15	Other assets (describe ▶)					
16	Total assets (to be completed by all filers - see the instructions. Also, see page 1, item I)		13,127,669.	13,597,355.	16,492,599.	
Liabilities	17	Accounts payable and accrued expenses				
	18	Grants payable				
	19	Deferred revenue				
	20	Loans from officers, directors, trustees, and other disqualified persons				
	21	Mortgages and other notes payable (attach schedule)				
	22	Other liabilities (describe ▶)				
23	Total liabilities (add lines 17 through 22)				NONE	
Net Assets or Fund Balances	Foundations that follow SFAS 117, check here ▶ <input type="checkbox"/> and complete lines 24 through 26 and lines 30 and 31.					
	24	Unrestricted				
	25	Temporarily restricted				
	26	Permanently restricted				
	Foundations that do not follow SFAS 117, . . . ▶ <input checked="" type="checkbox"/> check here and complete lines 27 through 31.					
	27	Capital stock, trust principal, or current funds		13,127,669.	13,597,355.	
	28	Paid-in or capital surplus, or land, bldg., and equipment fund				
	29	Retained earnings, accumulated income, endowment, or other funds				
30	Total net assets or fund balances (see instructions)		13,127,669.	13,597,355.		
31	Total liabilities and net assets/fund balances (see instructions)		13,127,669.	13,597,355.		

Part III Analysis of Changes in Net Assets or Fund Balances

1	Total net assets or fund balances at beginning of year - Part II, column (a), line 30 (must agree with end-of-year figure reported on prior year's return)	1	13,127,669.
2	Enter amount from Part I, line 27a	2	470,636.
3	Other increases not included in line 2 (itemize) ▶	3	
4	Add lines 1, 2, and 3	4	13,598,305.
5	Decreases not included in line 2 (itemize) ▶ SEE STATEMENT 5	5	950.
6	Total net assets or fund balances at end of year (line 4 minus line 5) - Part II, column (b), line 30	6	13,597,355.

Form **990-PF** (2014)

Part IV Capital Gains and Losses for Tax on Investment Income

(a) List and describe the kind(s) of property sold (e.g., real estate, 2-story brick warehouse, or common stock, 200 shs. MLC Co.)			(b) How acquired P - Purchase D - Donation	(c) Date acquired (mo., day, yr.)	(d) Date sold (mo., day, yr.)
1a PUBLICLY TRADED SECURITIES					
b					
c					
d					
e					
(e) Gross sales price	(f) Depreciation allowed (or allowable)	(g) Cost or other basis plus expense of sale	(h) Gain or (loss) (e) plus (f) minus (g)		
a 5,192,109.		4,167,404.	1,024,705.		
b					
c					
d					
e					
Complete only for assets showing gain in column (h) and owned by the foundation on 12/31/69			(i) Gains (Col. (h) gain minus col. (k), but not less than -0-) or Losses (from col. (h))		
(i) F.M.V. as of 12/31/69	(j) Adjusted basis as of 12/31/69	(k) Excess of col. (i) over col. (j), if any			
a			1,024,705.		
b					
c					
d					
e					
2 Capital gain net income or (net capital loss)			2	1,024,705.	
3 Net short-term capital gain or (loss) as defined in sections 1222(5) and (6):					
If gain, also enter in Part I, line 8, column (c) (see instructions). If (loss), enter -0- in Part I, line 8			3		

Part V Qualification Under Section 4940(e) for Reduced Tax on Net Investment Income

(For optional use by domestic private foundations subject to the section 4940(a) tax on net investment income.)

If section 4940(d)(2) applies, leave this part blank.

Was the foundation liable for the section 4942 tax on the distributable amount of any year in the base period?

☐ Yes ☒ No

If "Yes," the foundation does not qualify under section 4940(e). Do not complete this part.

(a) Base period years Calendar year (or tax year beginning in)	(b) Adjusted qualifying distributions	(c) Net value of noncharitable-use assets	(d) Distribution ratio (col (b) divided by col (c))
2013	715,558.	15,674,721.	0.045650
2012	726,670.	14,422,053.	0.050386
2011	714,820.	14,658,845.	0.048764
2010	632,780.	14,190,324.	0.044592
2009	722,053.	12,953,060.	0.055744
2 Total of line 1, column (d)			2 0.245136
3 Average distribution ratio for the 5-year base period - divide the total on line 2 by 5, or by the number of years the foundation has been in existence if less than 5 years			3 0.049027
4 Enter the net value of noncharitable-use assets for 2014 from Part X, line 5			4 16,640,905.
5 Multiply line 4 by line 3			5 815,854.
6 Enter 1% of net investment income (1% of Part I, line 27b)			6 12,753.
7 Add lines 5 and 6			7 828,607.
8 Enter qualifying distributions from Part XII, line 4			8 767,574.

If line 8 is equal to or greater than line 7, check the box in Part VI, line 1b, and complete that part using a 1% tax rate. See the Part VI instructions.

Part VI Excise Tax Based on Investment Income (Section 4940(a), 4940(b), 4940(e), or 4948 - see instructions)

1a Exempt operating foundations described in section 4940(d)(2), check here <input type="checkbox"/> and enter "N/A" on line 1		1	25,506.
Date of ruling or determination letter. (attach copy of letter if necessary - see instructions)			
b Domestic foundations that meet the section 4940(e) requirements in Part V, check here <input type="checkbox"/> and enter 1% of Part I, line 27b			
c All other domestic foundations enter 2% of line 27b. Exempt foreign organizations enter 4% of Part I, line 12, col. (b).		2	
2 Tax under section 511 (domestic section 4947(a)(1) trusts and taxable foundations only. Others enter -0-)			
3 Add lines 1 and 2			
4 Subtitle A (income) tax (domestic section 4947(a)(1) trusts and taxable foundations only. Others enter -0-)		3	25,506.
5 Tax based on investment income. Subtract line 4 from line 3. If zero or less, enter -0-		4	NONE
6 Credits/Payments:		5	25,506.
a 2014 estimated tax payments and 2013 overpayment credited to 2014	6a 14,600.	7	31,000.
b Exempt foreign organizations - tax withheld at source	6b NONE		
c Tax paid with application for extension of time to file (Form 8868)	6c 16,400.		
d Backup withholding erroneously withheld	6d		
7 Total credits and payments. Add lines 6a through 6d		8	156.
8 Enter any penalty for underpayment of estimated tax. Check here <input type="checkbox"/> if Form 2220 is attached		9	
9 Tax due. If the total of lines 5 and 8 is more than line 7, enter amount owed		10	5,338.
10 Overpayment. If line 7 is more than the total of lines 5 and 8, enter the amount overpaid		11	
11 Enter the amount of line 10 to be Credited to 2015 estimated tax <input type="checkbox"/> 5,338. Refunded <input type="checkbox"/>			

Part VII-A Statements Regarding Activities

	Yes	No
1a During the tax year, did the foundation attempt to influence any national, state, or local legislation or did it participate or intervene in any political campaign?		X
b Did it spend more than \$100 during the year (either directly or indirectly) for political purposes (see Instructions for the definition)? If the answer is "Yes" to 1a or 1b, attach a detailed description of the activities and copies of any materials published or distributed by the foundation in connection with the activities.		X
c Did the foundation file Form 1120-POL for this year?		X
d Enter the amount (if any) of tax on political expenditures (section 4955) imposed during the year: (1) On the foundation <input type="checkbox"/> \$ (2) On foundation managers <input type="checkbox"/> \$		
e Enter the reimbursement (if any) paid by the foundation during the year for political expenditure tax imposed on foundation managers. <input type="checkbox"/> \$		
2 Has the foundation engaged in any activities that have not previously been reported to the IRS? If "Yes," attach a detailed description of the activities.		X
3 Has the foundation made any changes, not previously reported to the IRS, in its governing instrument, articles of incorporation, or bylaws, or other similar instruments? If "Yes," attach a conformed copy of the changes		X
4a Did the foundation have unrelated business gross income of \$1,000 or more during the year?		X
b If "Yes," has it filed a tax return on Form 990-T for this year?		
5 Was there a liquidation, termination, dissolution, or substantial contraction during the year? If "Yes," attach the statement required by General Instruction T		X
6 Are the requirements of section 508(e) (relating to sections 4941 through 4945) satisfied either • By language in the governing instrument, or • By state legislation that effectively amends the governing instrument so that no mandatory directions that conflict with the state law remain in the governing instrument?	X	
7 Did the foundation have at least \$5,000 in assets at any time during the year? If "Yes," complete Part II, col. (c), and Part XV	X	
8a Enter the states to which the foundation reports or with which it is registered (see instructions) <input type="checkbox"/> NY		
b If the answer is "Yes" to line 7, has the foundation furnished a copy of Form 990-PF to the Attorney General (or designate) of each state as required by General Instruction G? If "No," attach explanation	X	
9 Is the foundation claiming status as a private operating foundation within the meaning of section 4942(j)(3) or 4942(j)(5) for calendar year 2014 or the taxable year beginning in 2014 (see instructions for Part XIV)? If "Yes," complete Part XIV		X
10 Did any persons become substantial contributors during the tax year? If "Yes," attach a schedule listing their names and addresses		X

Form 990-PF (2014)

Part VII-A Statements Regarding Activities (continued)

11	At any time during the year, did the foundation, directly or indirectly, own a controlled entity within the meaning of section 512(b)(13)? If "Yes," attach schedule (see instructions).	11		X
12	Did the foundation make a distribution to a donor advised fund over which the foundation or a disqualified person had advisory privileges? If "Yes," attach statement (see instructions).	12		X
13	Did the foundation comply with the public inspection requirements for its annual returns and exemption application? Website address <u>n/a</u>	13	X	
14	The books are in care of <u>SEE STATEMENT 6</u> Telephone no. <u></u> Located at <u></u> ZIP+4 <u></u>			
15	Section 4947(a)(1) nonexempt charitable trusts filing Form 990-PF in lieu of Form 1041 - Check here <u>X</u> and enter the amount of tax-exempt interest received or accrued during the year. <u>15</u>			
16	At any time during calendar year 2014, did the foundation have an interest in or a signature or other authority over a bank, securities, or other financial account in a foreign country? See the instructions for exceptions and filing requirements for FinCEN Form 114, (formerly TD F 90-22.1). If "Yes," enter the name of the foreign country <u></u>	16	Yes	No X

Part VII-B Statements Regarding Activities for Which Form 4720 May Be Required

File Form 4720 if any item is checked in the "Yes" column, unless an exception applies.


	Yes	No
1a During the year did the foundation (either directly or indirectly)		
(1) Engage in the sale or exchange, or leasing of property with a disqualified person? <input type="checkbox"/> Yes <input checked="" type="checkbox"/> No		
(2) Borrow money from, lend money to, or otherwise extend credit to (or accept it from) a disqualified person? <input type="checkbox"/> Yes <input checked="" type="checkbox"/> No		
(3) Furnish goods, services, or facilities to (or accept them from) a disqualified person? <input type="checkbox"/> Yes <input checked="" type="checkbox"/> No		
(4) Pay compensation to, or pay or reimburse the expenses of, a disqualified person? <input checked="" type="checkbox"/> Yes <input type="checkbox"/> No		
(5) Transfer any income or assets to a disqualified person (or make any of either available for the benefit or use of a disqualified person)? <input type="checkbox"/> Yes <input checked="" type="checkbox"/> No		
(6) Agree to pay money or property to a government official? (Exception. Check "No" if the foundation agreed to make a grant to or to employ the official for a period after termination of government service, if terminating within 90 days.) <input type="checkbox"/> Yes <input checked="" type="checkbox"/> No		
b If any answer is "Yes" to 1a(1)-(6), did any of the acts fail to qualify under the exceptions described in Regulations section 53.4941(d)-3 or in a current notice regarding disaster assistance (see instructions)? <input type="checkbox"/> Organizations relying on a current notice regarding disaster assistance check here <input type="checkbox"/>	1b	X
c Did the foundation engage in a prior year in any of the acts described in 1a, other than excepted acts, that were not corrected before the first day of the tax year beginning in 2014? <input type="checkbox"/>	1c	X
2 Taxes on failure to distribute income (section 4942) (does not apply for years the foundation was a private operating foundation defined in section 4942(j)(3) or 4942(j)(5))		
a At the end of tax year 2014, did the foundation have any undistributed income (lines 6d and 6e, Part XIII) for tax year(s) beginning before 2014? <input type="checkbox"/> Yes <input checked="" type="checkbox"/> No If "Yes," list the years <u></u>		
b Are there any years listed in 2a for which the foundation is not applying the provisions of section 4942(a)(2) (relating to incorrect valuation of assets) to the year's undistributed income? (If applying section 4942(a)(2) to all years listed, answer "No" and attach statement - see instructions.) <input type="checkbox"/>	2b	X
c If the provisions of section 4942(a)(2) are being applied to any of the years listed in 2a, list the years here. <u></u>		
3a Did the foundation hold more than a 2% direct or indirect interest in any business enterprise at any time during the year? <input type="checkbox"/> Yes <input checked="" type="checkbox"/> No		
b If "Yes," did it have excess business holdings in 2014 as a result of (1) any purchase by the foundation or disqualified persons after May 26, 1969, (2) the lapse of the 5-year period (or longer period approved by the Commissioner under section 4943(c)(7)) to dispose of holdings acquired by gift or bequest; or (3) the lapse of the 10-, 15-, or 20-year first phase holding period? (Use Schedule C, Form 4720, to determine if the foundation had excess business holdings in 2014.) <input type="checkbox"/>	3b	
4a Did the foundation invest during the year any amount in a manner that would jeopardize its charitable purposes?	4a	X
b Did the foundation make any investment in a prior year (but after December 31, 1969) that could jeopardize its charitable purpose that had not been removed from jeopardy before the first day of the tax year beginning in 2014? <input type="checkbox"/>	4b	X

Form 990-PF (2014)

Part VII-B Statements Regarding Activities for Which Form 4720 May Be Required (continued)**5a** During the year did the foundation pay or incur any amount to:

- (1) Carry on propaganda, or otherwise attempt to influence legislation (section 4945(e))? ☐ Yes ☒ No
- (2) Influence the outcome of any specific public election (see section 4955); or to carry on, directly or indirectly, any voter registration drive? ☐ Yes ☒ No
- (3) Provide a grant to an individual for travel, study, or other similar purposes? ☐ Yes ☒ No
- (4) Provide a grant to an organization other than a charitable, etc., organization described in section 4945(d)(4)(A)? (see instructions). ☐ Yes ☒ No
- (5) Provide for any purpose other than religious, charitable, scientific, literary, or educational purposes, or for the prevention of cruelty to children or animals? ☐ Yes ☒ No

b If any answer is "Yes" to 5a(1)-(5), did any of the transactions fail to qualify under the exceptions described in Regulations section 53.4945 or in a current notice regarding disaster assistance (see instructions)? ☐ **5b**

Organizations relying on a current notice regarding disaster assistance check here ☐ 

c If the answer is "Yes" to question 5a(4), does the foundation claim exemption from the tax because it maintained expenditure responsibility for the grant? ☐ Yes ☐ No

If "Yes," attach the statement required by Regulations section 53.4945-5(d).

6a Did the foundation, during the year, receive any funds, directly or indirectly, to pay premiums on a personal benefit contract? ☐ Yes ☒ No

b Did the foundation, during the year, pay premiums, directly or indirectly, on a personal benefit contract? ☐ **6b** X

If "Yes" to 6b, file Form 8870

7a At any time during the tax year, was the foundation a party to a prohibited tax shelter transaction? ☐ Yes ☒ No

b If "Yes," did the foundation receive any proceeds or have any net income attributable to the transaction? ☐ **7b**

Part VIII Information About Officers, Directors, Trustees, Foundation Managers, Highly Paid Employees, and Contractors**1** List all officers, directors, trustees, foundation managers and their compensation (see instructions).

(a) Name and address	(b) Title, and average hours per week devoted to position	(c) Compensation (if not paid, enter -0-)	(d) Contributions to employee benefit plans and deferred compensation	(e) Expense account, other allowances
JPMorgan Chase Bank, NA 10 S Dearborn St. Fl 21, Chicago, IL 60603	trustee 40	167,295.	-0-	-0-

2 Compensation of five highest-paid employees (other than those included on line 1 - see instructions). If none, enter "NONE."

(a) Name and address of each employee paid more than \$50,000	(b) Title, and average hours per week devoted to position	(c) Compensation	(d) Contributions to employee benefit plans and deferred compensation	(e) Expense account, other allowances
NONE		NONE	NONE	NONE

Total number of other employees paid over \$50,000 ☐ **NONE**

Form 990-PF (2014)

Part VIII Information About Officers, Directors, Trustees, Foundation Managers, Highly Paid Employees, and Contractors (continued)**3 Five highest-paid independent contractors for professional services** (see instructions). If none, enter "NONE."

(a) Name and address of each person paid more than \$50,000	(b) Type of service	(c) Compensation
NONE		NONE
Total number of others receiving over \$50,000 for professional services		NONE

Part IX-A Summary of Direct Charitable Activities

List the foundation's four largest direct charitable activities during the tax year. Include relevant statistical information such as the number of organizations and other beneficiaries served, conferences convened, research papers produced, etc.	Expenses
1 NONE	
2	
3	
4	

Part IX-B Summary of Program-Related Investments (see instructions)

Describe the two largest program-related investments made by the foundation during the tax year on lines 1 and 2.	Amount
1 NONE	
2	
All other program-related investments. See instructions	
3 NONE	
Total. Add lines 1 through 3	

Form 990-PF (2014)

Part X Minimum Investment Return (All domestic foundations must complete this part. Foreign foundations, see instructions.)

1	Fair market value of assets not used (or held for use) directly in carrying out charitable, etc., purposes:		
a	Average monthly fair market value of securities	1a	16,637,021.
b	Average of monthly cash balances	1b	257,299.
c	Fair market value of all other assets (see instructions).	1c	NONE
d	Total (add lines 1a, b, and c)	1d	16,894,320.
e	Reduction claimed for blockage or other factors reported on lines 1a and 1c (attach detailed explanation)	1e	
2	Acquisition indebtedness applicable to line 1 assets	2	NONE
3	Subtract line 2 from line 1d	3	16,894,320.
4	Cash deemed held for charitable activities. Enter 1 1/2% of line 3 (for greater amount, see instructions).	4	253,415.
5	Net value of noncharitable-use assets. Subtract line 4 from line 3. Enter here and on Part V, line 4	5	16,640,905.
6	Minimum investment return. Enter 5% of line 5	6	832,045.

Part XI Distributable Amount (see instructions) (Section 4942(j)(3) and (j)(5) private operating foundations and certain foreign organizations check here ☐ and do not complete this part.)

1	Minimum investment return from Part X, line 6	1	832,045.
2a	Tax on investment income for 2014 from Part VI, line 5	2a	25,506.
b	Income tax for 2014. (This does not include the tax from Part VI.)	2b	
c	Add lines 2a and 2b	2c	25,506.
3	Distributable amount before adjustments. Subtract line 2c from line 1	3	806,539.
4	Recoveries of amounts treated as qualifying distributions	4	NONE
5	Add lines 3 and 4	5	806,539.
6	Deduction from distributable amount (see instructions).	6	NONE
7	Distributable amount as adjusted. Subtract line 6 from line 5. Enter here and on Part XIII, line 1	7	806,539.

Part XII Qualifying Distributions (see instructions)

1	Amounts paid (including administrative expenses) to accomplish charitable, etc., purposes:		
a	Expenses, contributions, gifts, etc. - total from Part I, column (d), line 26	1a	767,574.
b	Program-related investments - total from Part IX-B	1b	
2	Amounts paid to acquire assets used (or held for use) directly in carrying out charitable, etc., purposes	2	NONE
3	Amounts set aside for specific charitable projects that satisfy the:		
a	Suitability test (prior IRS approval required)	3a	NONE
b	Cash distribution test (attach the required schedule)	3b	NONE
4	Qualifying distributions. Add lines 1a through 3b. Enter here and on Part V, line 8, and Part XIII, line 4	4	767,574.
5	Foundations that qualify under section 4940(e) for the reduced rate of tax on net investment income. Enter 1% of Part I, line 27b (see instructions)	5	N/A
6	Adjusted qualifying distributions. Subtract line 5 from line 4	6	767,574.

Note. The amount on line 6 will be used in Part V, column (b), in subsequent years when calculating whether the foundation qualifies for the section 4940(e) reduction of tax in those years.

Part XIII Undistributed Income (see instructions)

	(a) Corpus	(b) Years prior to 2013	(c) 2013	(d) 2014
1 Distributable amount for 2014 from Part XI, line 7				806,539.
2 Undistributed income, if any, as of the end of 2014				
a Enter amount for 2013 only			721,559.	
b Total for prior years 20 <u>12</u> , 20____, 20____		NONE		
3 Excess distributions carryover, if any, to 2014				
a From 2009	NONE			
b From 2010	NONE			
c From 2011	NONE			
d From 2012	NONE			
e From 2013	NONE			
f Total of lines 3a through e	NONE			
4 Qualifying distributions for 2014 from Part XII, line 4 ▶ \$ <u>767,574.</u>				
a Applied to 2013, but not more than line 2a . . .			721,559.	
b Applied to undistributed income of prior years (Election required - see instructions)		NONE		
c Treated as distributions out of corpus (Election required - see instructions)	NONE			
d Applied to 2014 distributable amount				46,015.
e Remaining amount distributed out of corpus . . .	NONE			
5 Excess distributions carryover applied to 2014 . (If an amount appears in column (d), the same amount must be shown in column (a).)	NONE			NONE
6 Enter the net total of each column as indicated below:				
a Corpus. Add lines 3f, 4c, and 4e. Subtract line 5	NONE			
b Prior years' undistributed income. Subtract line 4b from line 2b		NONE		
c Enter the amount of prior years' undistributed income for which a notice of deficiency has been issued, or on which the section 4942(a) tax has been previously assessed		NONE		
d Subtract line 6c from line 6b. Taxable amount - see instructions		NONE		
e Undistributed income for 2013. Subtract line 4a from line 2a. Taxable amount - see instructions				
f Undistributed income for 2014. Subtract lines 4d and 5 from line 1. This amount must be distributed in 2015				760,524.
7 Amounts treated as distributions out of corpus to satisfy requirements imposed by section 170(b)(1)(F) or 4942(g)(3) (Election may be required - see instructions)	NONE			
8 Excess distributions carryover from 2009 not applied on line 5 or line 7 (see instructions) . . .	NONE			
9 Excess distributions carryover to 2015. Subtract lines 7 and 8 from line 6a	NONE			
10 Analysis of line 9				
a Excess from 2010 . . .	NONE			
b Excess from 2011 . . .	NONE			
c Excess from 2012 . . .	NONE			
d Excess from 2013 . . .	NONE			
e Excess from 2014 . . .	NONE			

Part XIV Private Operating Foundations (see instructions and Part VII-A, question 9)**NOT APPLICABLE**

1a If the foundation has received a ruling or determination letter that it is a private operating foundation, and the ruling is effective for 2014, enter the date of the ruling

b Check box to indicate whether the foundation is a private operating foundation described in section 4942(j)(3) or 4942(j)(5)

	Tax year	Prior 3 years			(e) Total
	(a) 2014	(b) 2013	(c) 2012	(d) 2011	
2a Enter the lesser of the adjusted net income from Part I or the minimum investment return from Part X for each year listed					
b 85% of line 2a					
c Qualifying distributions from Part XII, line 4 for each year listed					
d Amounts included in line 2c not used directly for active conduct of exempt activities					
e Qualifying distributions made directly for active conduct of exempt activities. Subtract line 2d from line 2c					
3 Complete 3a, b, or c for the alternative test relied upon					
a "Assets" alternative test - enter					
(1) Value of all assets					
(2) Value of assets qualifying under section 4942(j)(3)(B)(i).					
b "Endowment" alternative test - enter 2/3 of minimum investment return shown in Part X, line 6 for each year listed					
c "Support" alternative test - enter					
(1) Total support other than gross investment income (interest, dividends, rents, payments on securities loans (section 512(a)(5)), or royalties).					
(2) Support from general public and 5 or more exempt organizations as provided in section 4942(j)(3)(B)(iii).					
(3) Largest amount of support from an exempt organization.					
(4) Gross investment income					

Part XV Supplementary Information (Complete this part only if the foundation had \$5,000 or more in assets at any time during the year - see instructions.)**1 Information Regarding Foundation Managers:**

a List any managers of the foundation who have contributed more than 2% of the total contributions received by the foundation before the close of any tax year (but only if they have contributed more than \$5,000). (See section 507(d)(2).)

NONE

b List any managers of the foundation who own 10% or more of the stock of a corporation (or an equally large portion of the ownership of a partnership or other entity) of which the foundation has a 10% or greater interest.

NONE

2 Information Regarding Contribution, Grant, Gift, Loan, Scholarship, etc., Programs:

Check here ☒ if the foundation only makes contributions to preselected charitable organizations and does not accept unsolicited requests for funds. If the foundation makes gifts, grants, etc. (see instructions) to individuals or organizations under other conditions, complete items 2a, b, c, and d.

a The name, address, and telephone number or e-mail address of the person to whom applications should be addressed:

b The form in which applications should be submitted and information and materials they should include:

c Any submission deadlines:

d Any restrictions or limitations on awards, such as by geographical areas, charitable fields, kinds of institutions, or other factors:

Part XV Supplementary Information (continued)**3 Grants and Contributions Paid During the Year or Approved for Future Payment**

Recipient	If recipient is an individual, show any relationship to any foundation manager or substantial contributor	Foundation status of recipient	Purpose of grant or contribution	Amount
Name and address (home or business)				
a Paid during the year SEE STATEMENT 10				725,000.
Total			▶ 3a	725,000.
b Approved for future payment				
Total			▶ 3b	

Enter gross amounts unless otherwise indicated.

(See worksheet in line 13 instructions to verify calculations.)

Line No.

Explain below how each activity for which income is reported in column (e) of Part XVI-A contributed importantly to the accomplishment of the foundation's exempt purposes (other than by providing funds for such purposes). (See instructions.)

NOT APPLICABLE

Part XVII Information Regarding Transfers To and Transactions and Relationships With Noncharitable Exempt Organizations

- | | | Yes | No |
|----------|--|--------------|----|
| 1 | Did the organization directly or indirectly engage in any of the following with any other organization described in section 501(c) of the Code (other than section 501(c)(3) organizations) or in section 527, relating to political organizations? | | |
| a | Transfers from the reporting foundation to a noncharitable exempt organization of: | | |
| | (1) Cash | 1a(1) | X |
| | (2) Other assets | 1a(2) | X |
| b | Other transactions: | | |
| | (1) Sales of assets to a noncharitable exempt organization | 1b(1) | X |
| | (2) Purchases of assets from a noncharitable exempt organization | 1b(2) | X |
| | (3) Rental of facilities, equipment, or other assets | 1b(3) | X |
| | (4) Reimbursement arrangements | 1b(4) | X |
| | (5) Loans or loan guarantees | 1b(5) | X |
| | (6) Performance of services or membership or fundraising solicitations | 1b(6) | X |
| c | Sharing of facilities, equipment, mailing lists, other assets, or paid employees | 1c | X |
| d | If the answer to any of the above is "Yes," complete the following schedule. Column (b) should always show the fair market value of the goods, other assets, or services given by the reporting foundation. If the foundation received less than fair market value in any transaction or sharing arrangement, show in column (d) the value of the goods, other assets, or services received. | | |

[illegible]

- 2a** Is the foundation directly or indirectly affiliated with, or related to, one or more tax-exempt organizations described in section 501(c) of the Code (other than section 501(c)(3)) or in section 527? ☐ Yes ☒ No
- b** If "Yes," complete the following schedule.

(a) Name of organization	(b) Type of organization	(c) Description of relationship

**Sign
Here**

Under penalties of perjury, I declare that I have examined this return, including accompanying schedules and statements, and to the best of my knowledge and belief, it is true, correct, and complete. Declaration of preparer (other than taxpayer) is based on all information of which preparer has any knowledge.

Shu Bui VICE PRESIDENT
Signature of officer or trustee

11/08/2015
Date

Title

May the IRS discuss this return with the preparer shown below (see instructions)? ☒ Yes ☐ No

**Paid
Preparer
Use Only**

Print/Type preparer's name

CAROLYN J. SECHSEL

Preparer's signature _____

Preparer's signature Carolyn J. Seckel
LLP
STATE

Date

11/08/2015

Check ☐ if self-employed

PTIN

P01256399

Firm's name ► DELOITTE TAX LLP

Firm's EIN	▶ 86-1065772
------------	--------------

Firm's address ► 127 PUBLIC SQUARE
CLEVELAND, OH

44114

Phone no. 312-486-9652

FORM 990PF, PART I - OTHER INCOME

=====

DESCRIPTION -----	REVENUE AND EXPENSES PER BOOKS -----
DEFERRED REVENUE	-7,362.

TOTALS	-7,362.
	=====

FORM 990PF, PART I - TAXES

=====

DESCRIPTION -----	REVENUE AND EXPENSES PER BOOKS -----	NET INVESTMENT INCOME -----
FOREIGN TAXES	46.	46.
FEDERAL TAX PAYMENT - PRIOR YE	16,533.	
FEDERAL ESTIMATES - INCOME	14,600.	
FOREIGN TAXES ON QUALIFIED FOR	8,158.	8,158.
FOREIGN TAXES ON NONQUALIFIED	810.	810.
	-----	-----
TOTALS	40,147.	9,014.
	=====	=====

EDWIN J HOFFRITZ TR UW ARTICLE SEVENTH

13-6655406

FORM 990PF, PART I - OTHER EXPENSES

=====

DESCRIPTION -----	REVENUE AND EXPENSES PER BOOKS -----	CHARITABLE PURPOSES -----
ATTORNEY GENERAL FEE	750.	750.
TOTALS	----- 750. =====	----- 750. =====

EDWIN J HOFFRITZ TR UW ARTICLE SEVENTH
FORM 990PF, PART II - OTHER INVESTMENTS
=====

13-6655406

DESCRIPTION -----	COST/ FMV C OR F -----
ALTERNATIVE ASSETS	C
TOTALS	

FORM 990PF, PART III - OTHER DECREASES IN NET WORTH OR FUND BALANCES
=====

DESCRIPTION -----	AMOUNT -----
PRIOR PERIOD ADJUSTMENT	37.
COST BASIS ADJUSTMENT	913.

TOTAL	950.
	=====

FORM 990PF, PART VII-A, LINE 14 - BOOKS ARE IN THE CARE OF
=====

NAME: JPMorgan Chase Bank, NA

ADDRESS: 10 S DEARBORN ST., FL 21 IL1-0117
CHICAGO, IL 60603

TELEPHONE NUMBER: (866)888-5157

=====

RECIPIENT NAME:

AMYOTROPHIC LATERAL SCLEROSIS ASSOC

ADDRESS:

42 BROADWAY SUITE 1724

NEW YORK, NY 10004

RELATIONSHIP:

NONE

PURPOSE OF GRANT:

GENERAL

FOUNDATION STATUS OF RECIPIENT:

PC

AMOUNT OF GRANT PAID 50,000.

RECIPIENT NAME:

National Multiple SCLEROSIS

ADDRESS:

733 THIRD AVENUE 3RD FLOOR,

New York, NY 10017

RELATIONSHIP:

NONE

PURPOSE OF GRANT:

GENERAL

FOUNDATION STATUS OF RECIPIENT:

PC

AMOUNT OF GRANT PAID 50,000.

RECIPIENT NAME:

Helen Keller Services FOR THE BLIND

ADDRESS:

57 WILLOUGHBY STREET

Brooklyn, NY 11201

RELATIONSHIP:

NONE

PURPOSE OF GRANT:

GENERAL

FOUNDATION STATUS OF RECIPIENT:

PC

AMOUNT OF GRANT PAID 65,000.

RECIPIENT NAME:

Southside Hospital

ADDRESS:

301 ESAT MAIN STREET

BAY SHORE, NY 11706-8458

RELATIONSHIP:

NONE

PURPOSE OF GRANT:

GENERAL

FOUNDATION STATUS OF RECIPIENT:

PC

AMOUNT OF GRANT PAID 65,000.

RECIPIENT NAME:

Cancer Care Inc.

ADDRESS:

275 SEVENTH AVE. (AT 25TH STREET)

New York, NY 10001

RELATIONSHIP:

NONE

PURPOSE OF GRANT:

GENERAL

FOUNDATION STATUS OF RECIPIENT:

PC

AMOUNT OF GRANT PAID 60,000.

RECIPIENT NAME:

New Alternatives for Children, Inc

ADDRESS:

37 WEST 26TH STREET 6TH FL

New York, NY 10010

RELATIONSHIP:

NONE

PURPOSE OF GRANT:

GENERAL

FOUNDATION STATUS OF RECIPIENT:

PC

AMOUNT OF GRANT PAID 60,000.

RECIPIENT NAME:

Care for the Homeless

ADDRESS:

30 EAST 33RD STREET, 5TH FLOOR

New York, NY 10016-5337

RELATIONSHIP:

NONE

PURPOSE OF GRANT:

GENERAL

FOUNDATION STATUS OF RECIPIENT:

PC

AMOUNT OF GRANT PAID 35,000.

RECIPIENT NAME:

NEW YORK AND PRESBYTERIAN HOSPITAL

ADDRESS:

525 EAST 68TH STREET, BOX 123

New York, NY 10065

RELATIONSHIP:

NONE

PURPOSE OF GRANT:

GENERAL

FOUNDATION STATUS OF RECIPIENT:

PC

AMOUNT OF GRANT PAID 140,000.

RECIPIENT NAME:

New York University HOSPITALS

ADDRESS:

550 FIRST AVENUE

New York, NY 10016

RELATIONSHIP:

NONE

PURPOSE OF GRANT:

GENERAL

FOUNDATION STATUS OF RECIPIENT:

PC

AMOUNT OF GRANT PAID 50,000.

EDWIN J HOFFRITZ TR UW ARTICLE SEVENTH 13-6655406
FORM 990PF, PART XV, LINE 3a - CONTRIBUTIONS, GIFTS, GRANTS PAID
=====

RECIPIENT NAME:
Children's Aid Society
ADDRESS:
105 EAST 22ND STREET
New York, NY 10010
RELATIONSHIP:
NONE
PURPOSE OF GRANT:
GENERAL
FOUNDATION STATUS OF RECIPIENT:
PC
AMOUNT OF GRANT PAID 40,000.

RECIPIENT NAME:
ALZHEIMERS ASSOCIATION
ADDRESS:
360 LEXINGTON AVENUE - 4TH FLOOR
NEW YORK, NY 10017
RELATIONSHIP:
NONE
PURPOSE OF GRANT:
GENERAL
FOUNDATION STATUS OF RECIPIENT:
PC
AMOUNT OF GRANT PAID 45,000.

RECIPIENT NAME:
Good Samaritan Hospital FOUNDATION
ADDRESS:
1000 MONTAUK HIGHWAY
West Islip, NY 11795
RELATIONSHIP:
NONE
PURPOSE OF GRANT:
GENERAL
FOUNDATION STATUS OF RECIPIENT:
PC
AMOUNT OF GRANT PAID 65,000.

TOTAL GRANTS PAID: 725,000.
=====



JPMorgan Chase Bank, N.A.
270 Park Avenue, New York, NY 10017-2014

JPMCB TTEE U/W/O E HOFFRITZ ART ACCT P60670000
As of 12/31/14

Fiduciary Account

J.P. Morgan Team

Sean Curran	Banker	302/634-2977
Daniel Ordan	T & E Officer	212/648-1489
Marvin Rose	T & E Administrator	212/648-1490
Nayeli Urbola	Client Service Team	888/576-0043
Aaron Murphy	Client Service Team	
Lars Arvidsson	Client Service Team	
Nhat Nguyen	Client Service Team	
Online access	www.jpmorganonline.com	

Table of Contents

Page

Account Summary	2
Holdings	
Equity	4
Alternative Assets	16
Cash & Fixed Income	19

Please see disclosures located at the end of this statement package for important information relating to each J P Morgan account(s)

J.P.Morgan

000000019315015 RFRFP SCHMHA,20150407

Page 1 of 22

300010 0510 1518 00000000 00000000

04710720300100010919
030607316164200010919



JPMCB TTEE U/W/O E HOFFRITZ ART ACCT P60670000
As of 12/31/14

Account Summary

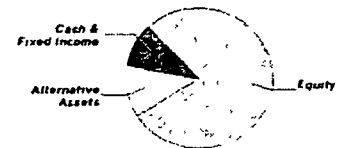
PRINCIPAL

Asset Allocation	Beginning Market Value	Ending Market Value	Change In Value	Estimated Annual Income	Current Allocation
Equity	12,276,348.33	12,600,888.16	324,539.83	208,427.78	78%
Alternative Assets	2,142,835.04	1,936,311.91	(206,524.13)	46,782.71	12%
Cash & Fixed Income	1,966,171.24	1,585,664.82	(380,506.42)	13,021.84	10%
Market Value	\$16,385,355.61	\$16,122,864.89	(\$262,490.72)	\$268,232.33	100%

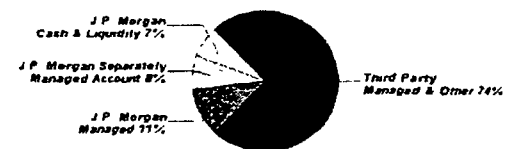
INCOME

Cash Position	Beginning Market Value	Ending Market Value	Change In Value
Cash Balance	218,100.33	369,733.95	151,633.62
Accruals	3,085.70	14,539.56	11,453.86
Market Value	\$221,186.03	\$384,273.51	\$163,087.48

Asset Allocation



Manager Allocation *



* J.P. Morgan Managed includes (to the extent permitted under applicable law) mutual funds, other registered funds and hedge funds managed by J.P. Morgan and structured products issued by J.P. Morgan. J.P. Morgan Separately Managed Account includes fixed income, equity, and alternative separately managed accounts managed by J.P. Morgan. J.P. Morgan Cash & Liquidity Funds includes cash, J.P. Morgan deposit sweeps and J.P. Morgan money market mutual funds. Third-Party Managed & Other includes mutual funds, exchange traded funds, hedge funds, and separately managed accounts managed by parties other than J.P. Morgan, structured products and exchange traded notes issued by parties other than J.P. Morgan, and other investments not managed or issued by J.P. Morgan. See important information about investment principles and conflicts in the disclosures section.

J.P.Morgan



JPMCB TTEE U/W/O E. HOFFRITZ ART ACCT P60670000
As of 12/31/14

Account Summary CONTINUED

Cost Summary		Cost
Equity		9,680,878.83
Cash & Fixed Income		1,569,222.69
Total		\$11,250,101.52

J.P.Morgan

Page 3 of 22

600010 0920 of 1538 HSP00006 XI 00000000



097407101601100010920
094407101600100010920




JPMGB TTEE U/W/O E. HOFFRITZ ART ACCT P60670000
As of 12/31/14

Equity Summary

Asset Categories	Beginning Market Value	Ending Market Value	Change In Value	Current Allocation
US Large Cap Equity	4,784,542.95	5,040,063.94	255,520.99	31%
US Mid Cap Equity	1,309,269.42	1,294,475.85	(14,793.57)	8%
EAFE Equity	4,035,055.62	4,258,261.35	223,205.73	26%
European Large Cap Equity	342,900.80	0.00	(342,900.80)	
Japanese Large Cap Equity	0.00	178,759.35	178,759.35	1%
Asia ex-Japan Equity	938,040.15	802,106.82	(135,933.33)	5%
Emerging Market Equity	337,800.42	142,999.53	(194,800.89)	1%
Global Equity	528,738.97	791,001.59	262,262.62	5%
Concentrated & Other Equity	0.00	93,219.73	93,219.73	1%
Total Value	\$12,276,348.33	\$12,600,888.16	\$324,539.83	78%

Market Value/Cost	Current Period Value
Market Value	12,600,888.16
Tax Cost	9,680,878.83
Unrealized Gain/Loss	2,920,009.33
Estimated Annual Income	208,427.78
Accrued Dividends	14,476.13
Yield	1.65%

Asset Categories



Equity as a percentage of your portfolio - 78 %

J.P.Morgan



Equity Detail

	Price	Quantity	Value	Adjusted Tax Cost Original Cost	Unrealized Gain/Loss	Est Annual Inc Accrued Div	Yield
US Large Cap Equity							
ABBOTT LABORATORIES 002824-10-0 ABT	45.02	151,000	6,798.02	6,382.95	415.07	144.96	2.13%
ACCENTURE PLC-CL A G1151C-10-1 ACN	89.31	121,000	10,806.51	9,841.90	964.61	246.84	2.28%
ACE LTD NEW H0023R-10-5 ACE	114.88	172,000	19,759.36	9,221.79	10,537.57	447.20 111.80	2.26%
ACTAVIS, INC. G0083B-10-8 ACT	257.41	46,000	11,840.86	10,613.16	1,227.70		
ADOBE SYSTEMS INC 00724F-10-1 ADBE	72.70	153,000	11,123.10	5,447.16	5,675.94		
ALEXION PHARMACEUTICALS INC 015351-10-9 ALXN	185.03	32,000	5,920.96	3,092.86	2,828.10		
ALLIANCE DATA SYSTEMS CORP 018581-10-8 ADS	286.05	25,000	7,151.25	4,414.60	2,736.65		
ANADARKO PETROLEUM CORP 032511-10-7 APC	82.50	168,000	13,860.00	12,727.55	1,132.45	181.44	1.31%
APPLE INC 037833-10-0 AAPL	110.38	546,000	60,267.48	10,796.21	49,471.27	1,026.48	1.70%
AVAGO TECHNOLOGIES LTD Y0486S-10-4 AVGO	100.59	280,000	28,165.20	9,321.81	18,843.39	392.00	1.39%
BANK OF AMERICA CORP 060505-10-4 BAC	17.89	1,650,000	29,518.50	15,174.90	14,343.60	330.00	1.12%

J.P.Morgan

Page 5 of 22

000010 0921 of 1538 NSPCORNG 21 00000000

1. The first step in the process is to identify the problem or issue that needs to be addressed. This involves gathering information and understanding the context of the problem.

2. Once the problem is identified, the next step is to define the objectives and goals of the project. This helps to clarify what needs to be achieved and provides a clear direction for the team.

3. The third step is to develop a plan or strategy to address the problem. This involves breaking down the problem into smaller, manageable tasks and determining the resources needed to complete each task.

4. The fourth step is to implement the plan. This involves putting the strategy into action and monitoring progress regularly to ensure that the project is on track.

5. The final step is to evaluate the results of the project. This involves comparing the actual outcomes with the original objectives and goals to determine the effectiveness of the project.

097407301801100010621
098407301600100010921



JPMCB TTEE.U/W/O E.HOFFRITZ ART ACCT. P60670000
As of 12/31/14

	Price	Quantity	Value	Adjusted Tax Cost Original Cost	Unrealized Gain/Loss	Est Annual Inc Accrued Div	Yield
US Large Cap Equity							
BIOGEN INC 09062X-10-3 BIIB	339 45	54 000	18,330 30	4,836 89	13,493 41		
BLACKROCK INC 09247X-10-1 BLK	357 56	21,000	7,508.76	6,942 78	565.98	162 12	2.16%
BRISTOL MYERS SQUIBB CO 110122-10-8 BMY	59 03	335 000	19,775 05	13 246 76	6,528 29	495 80 123 95	2 51%
BROADCOM CORP CL A 111320-10-7 BRCM	43 33	204 000	8,839 32	7,798 64	1,040 68	97 92	1 11%
CAPITAL ONE FINANCIAL CORP 14040H-10-5 COF	82 55	147 000	12,134 85	7,930 94	4,203 91	176 40	1 45%
CELGENE CORPORATION 151020-10-4 CELG	111 86	121 000	13,535 06	3 016 83	10 518 23		
CHARTER COMMUNICATIONS INC 16117M-30-5 CHTP	166 62	59 000	9 830 58	9,526 47	304 11		
CITIGROUP INC NEW 172967-42-4 C	54 11	508 000	27,487 88	19,490 73	7,997 15	20 32	0 07%
COCA-COLA CO 191216-10-0 KO	42 22	302 000	12 750 44	13 279 92	(529 48)	368 44	2 89%
COLGATE PALMOLIVE CO 194162-10-3 CL	69.19	95 000	6,573 05	5 841 02	732 03	136.80	2 08%
COMCAST CORP CL A 20030N-10-1 CMCS A	58 01	481 000	27 902 81	11,343 89	16 558 92	432 90	1 55%
CONSTELLATION BRANDS INC A 21036P-10-8 STZ	98 17	79 000	7 755 43	6,934 47	820 96		

J.P. Morgan

Page 6 of 22



J.P.Morgan

[illegible]

097407301803100030922
098407301803100030922



JPMCB TTEE U/W/O E HOFFRITZ ART ACCT P60670000
As of 12/31/14

	Price	Quantity	Value	Adjusted Tax Cost Original Cost	Unrealized Gain/Loss	Est Annual Inc Accrued Div	Yield
US Large Cap Equity							
GS CYCLICAL SECT REL PERF NT 3/4/15 1 08 XLEV BASKET UPSIDE- UNCAPPED 1.1 SPX DOWNSIDE 2/14/14 SPX 1838 63 BSKT IXM 215 86 IXI 513 97 IXT 360 81 38147Q-NP-7	113 74	165,000 000	187,671 00	163,350.00	24 321 00		
HARMAN INTERNATIONAL INDUSTRY INC 413086-10-9 HAP	106 71	118 000	12,591 78	11,589 71	1,002 07	155 76	1 24%
HARTFORD FINANCIAL SERVICES GROUP INC 416515-10-4 HIG	41 69	224,000	9 338 56	6,763 64	2 574 92	161 28 40 32	1 73%
HARTFORD CAPITAL APPREC-I 416649-30-9 ITHI X	37 15	9,232 696	342 934 66	270,578 40	72,416 26	2 483 59	0 72%
HOME DEPOT INC 437076-10-2 HD	104 97	237 000	24,877 89	11,195 38	13,682 51	445 56	1 79%
HONEYWELL INTERNATIONAL INC 438516-10-6 HON	99 92	305 000	30,475 60	17,170 93	13 304 67	631 35	2 07%
HUMANA INC 444859-10-2 HUM	143 63	108 000	15,512 04	8,911 85	6,600 19	120 96 30 24	0 78%
INVESCO LTD G491BT-10-8 IVZ	39 52	217 000	8,575 84	6,247 30	2 328 54	217 00	2 53%
JOHNSON & JOHNSON 478160-10-4 JNJ	104 57	368 000	38,481 76	27,873 52	10,608 24	1,030 40	2 68%
JPM US LARGE CAP CORE PLUS FD - SEL FUND 1002 4812A2-38-9 JLPS X	29 40	6,602 316	194,108 09	88 801 15	105 306 94	2,693 74	1 39%

J.P.Morgan



JPMCB TTEE U/W/O E HOFFRITZ ART ACCT. P60670000
As of 12/31/14

	Price	Quantity	Value	Adjusted Tax Cost Original Cost	Unrealized Gain/Loss	Est. Annual Inc Accrued Div	Yield
US Large Cap Equity							
KLA-TENCOR CORP 482480-10-0 KLAC	70.32	249,000	17,508.68	17,162.70	346.98	498.00	2.84%
P L-3 COMMUNICATIONS HOLDINGS INC 502424-10-4 LLL	126.21	63,000	7,951.23	8,048.55	(97.32)	151.20	1.90%
LAM RESEARCH CORP 512807-10-8 LRCX	79.34	163,000	12,932.42	8,618.70	4,313.72	117.36 29.34	0.91%
LOWES COMPANIES INC 548661-10-7 LOW	68.80	383,000	26,350.40	7,860.58	18,489.82	352.36	1.34%
MARATHON OIL CORP 565849-10-6 MRO	28.29	349,000	9,873.21	13,006.29	(3,133.08)	293.16	2.97%
MARSH & MCLENNAN COMPANIES INC 571746-10-2 MMC	57.24	271,000	15,512.04	12,617.62	2,894.42	303.52	1.96%
MASCO CORP 574599-10-6 MAS	25.20	568,000	14,313.60	8,618.11	5,695.49	204.48	1.43%
MASTERCARD INC - CLASS A 576360-10-4 MA	86.16	240,000	20,678.40	7,524.04	13,154.36	153.60	0.74%
MERCK AND CO INC 58933Y-10-5 MPK	56.79	299,000	16,980.21	11,440.87	5,539.34	538.20 134.55	3.17%
METLIFE INC 59156R-10-8 MET	54.09	412,000	22,285.08	12,838.49	9,446.59	576.80	2.59%
MICROSOFT CORP 594918-10-4 MSFT	46.45	704,000	32,700.80	13,793.02	18,907.78	872.96	2.67%
MONDELEZ INTERNATIONAL-W/I 609207-10-5 MDLZ	36.33	340,000	12,350.50	8,342.51	4,007.99	204.00 51.00	1.65%
MORGAN STANLEY 617446-44-8 MS	38.80	589,000	22,853.20	13,747.90	9,105.30	235.60	1.03%

J.P.Morgan

Page 9 of 22

000310 0923 of 1538 MAP000216 XI 1000000000

0974612101803100010023
038607301601000100010023



JPMCB TTEE U/W/O E HOFFRITZ ART ACCT P60670000
As of 12/31/14

	Price	Quantity	Value	Adjusted Tax Cost Original Cost	Unrealized Gain/Loss	Est Annual Inc Accrued Div	Yield
US Large Cap Equity							
NEXTERA ENERGY INC 65339F-10-1 NEE	106 29	103 000	10,947 87	8,036 17	2 911 70	298 70	2 73%
NISOURCE INC 65473P-10-5 NI	42 42	206 000	8,738 52	5,789 28	2,949 24	214 24	2 45%
OCCIDENTAL PETROLEUM CORP 674599-10-5 OXY	80 61	428 000	34,501 08	29 313 38	5,187 70	1,232 64 282 96	3 57%
ORACLE CORP 68389X-10-5 ORCL	44 97	331 000	14 885 07	6 952 36	7,932 71	158 88	1 07%
PACCAR INC 693718-10-8 PCAR	68 01	304 000	20,675 04	11,433 58	9 241,46	267 52 304 00	1 29%
P PALL CORP 696429-30-7 PLL	101 21	27 000	2,732 67	2 735 81	(3 14)	32 94	1 21%
PEPSICO INC 713448-10-8 PEP	94 56	116 000	10,968 96	10,922 51	46 45	303 92 75 98	2 77%
PERRIGO CO LTD G97822-10-3 PRGO	167 16	71 000	11,868 36	11,029 12	839 24	29 82	0 25%
PHILLIPS 66 718546-10-4 PSX	71 70	84 000	6 022 80	3,884 02	2 138 78	168 00	2 79%
PROCTER & GAMBLE CO 742718-10-9 PG	91 09	214 000	19,493 26	9,327 54	10 165 72	550 83	2 83%
QUALCOMM INC 747525-10-3 QCOM	74 33	247 000	18 359 51	10,480 61	7 878 90	414 96	2 26%
SCHLUMBERGER LTD 806857-10-8 SLB	85 41	341 000	29 124 81	28,377 39	747 42	545 60 122 40	1 87%
SCHWAB CHARLES CORP 808513-10-5 SCHW	30 19	303 000	9,147 57	9,117 41	30 16	72 72	0 79%



JPMCB TTEE U/W/O E HOFFRITZ ART ACCT P60670000
As of 12/31/14

	Price	Quantity	Value	Adjusted Tax Cost Original Cost	Unrealized Gain/Loss	Est Annual Inc Accrued Div	Yield
US Large Cap Equity							
SPDR S&P 500 ETF TRUST 78462F-10-3 SPY	205 54	11 157 000	2,293,209 78	1,799 685 00	493,520 78	42 787 09 12,662 30	1 87 %
STATE STREET CORP 857477-10-3 STT	78 50	143 000	11,225 50	8 464 63	2,760 87	171 60 42 90	1 53 %
STRYKER CORP 863667-10-1 SYK	94 33	79 000	7,452 07	6,627 04	825 03	109 02 27 26	1,46 %
THE MOSAIC COMPANY NEW 61945C-10-3 MOS	45 65	269 000	12,279 85	12,761 31	(481 46)	269 00	2 19 %
TIME WARNER INC NEW 887317-30-3 TWX	85 42	432 000	36,901 44	8,085 02	28,816 42	548 64	1 49 %
TJX COMPANIES INC 872540-10-9 TJX	68 58	140 000	9,601 20	8,003 76	1,597 44	98 00	1 02 %
TWENTY FIRST CENTY FOX INC CL A 90130A-10-1 FOXA	38,41	380 000	14 593 90	12,437 47	2,156 43	95 00	0 65 %
UNION PACIFIC CORP 907818-10-8 UNP	119 13	87 000	10,364 31	8 970 61	1,393 70	174 00 43 50	1 68 %
UNITEDHEALTH GROUP INC 91324P-10-2 UNH	101 09	277 000	28,001 93	13,737 02	14 264 91	415 50	1,48 %
UNITED CONTINENTAL HOLDINGS INC. 910047-10-9 UAL	66 89	275 000	18,394 75	11,567 32	6,827 43		
UNITED TECHNOLOGIES CORP 913017-10-9 UTX	115 00	249 000	28 635 00	14,009 71	14,625 29	587,64	2 05 %
VERIZON COMMUNICATIONS INC 92343V-10-4 VZ	46 78	330 000	15,437 40	10,977 74	4,459 66	726 00	4 70 %

J.P.Morgan

Page 11 of 22

000010 0924 02 1538 NSPOCAGS XI 103020001

09740710180100010924
9384770180100010924



JPMCB TTEE U/W/O E.HOFFRITZ ART ACCT P60670000
As of 12/31/14

	Price	Quantity	Value	Adjusted Tax Cost Original Cost	Unrealized Gain/Loss	Est. Annual Inc Accrued Div	Yield
US Large Cap Equity							
VERTEX PHARMACEUTICALS INC 92532F-10-0 VRTX	118.80	106,000	12,592.80	5,747.92	6,844.88		
WALT DISNEY CO 254687-10-6 DIS	94.19	123,000	11,585.37	8,098.96	3,486.41	141.45 141.45	1.22%
WELLS FARGO & CO 949746-10-1 WFC	54.82	717,000	39,305.94	16,426.60	22,879.34	1,003.80	2.55%
YUM BRANDS INC 988498-10-1 YUM	72.85	192,000	13,987.20	6,503.59	7,483.61	314.88	2.25%
Total US Large Cap Equity			\$5,040,063.94	\$3,539,555.44	\$1,500,508.50	\$76,202.81 \$14,223.95	1.51%
US Mid Cap Equity							
ISHARES CORE S&P MID-CAP ETF 464287-50-7 IJH	144.80	7,095,000	1,027,356.00	577,457.35	449,898.65	13,778.49	1.34%
JPM MKT EXP ENH INDEX FD - SEL FUND 3708 4812C1-63-7 PGMI X	12.59	21,216,827	267,119.85	143,850.09	123,269.76	3,521.99	1.32%
Total US Mid Cap Equity			\$1,294,475.85	\$721,307.44	\$573,168.41	\$17,300.48	1.34%
EAFE Equity							
ARTISAN INTL VALUE FUND-INV 04314H-88-1 ARTK X	34.21	19,075,443	652,570.91	506,680.64	145,890.27	10,434.26	1.60%



JPMCB TTEE U/W/O E HOFFRITZ ART ACCT P80670000
As of 12/31/14

	Price	Quantity	Value	Adjusted Tax Cost Original Cost	Unrealized Gain/Loss	Est Annual Inc Accrued Div	Yield
EAFE Equity							
CAPITAL PRIVATE CLIENT SVCS CAP NON US EQT 14042Y-60-1 CNUS X	11 35	54,270 825	615,973 86	632,406 89	(16,433 03)	7,543 64	1 22%
DODGE & COX INTL STOCK FUND 256206-10-3 DODF X	42 11	20,571 661	866,272 64	525 704.03	340,568 61		
ISHARES MSCI EAFE INDEX FUND 464287-46-5 EFA	60 84	21,135 000	1 285,853 40	1,300,143 42	(14,290 02)	47,786 23	3 72%
MFS INTL VALUE-I 55273E-82-2 MINI X	34 54	24,249 871	837,590 54	672,431 19	165,159 35	18,648 15	2 23%
Total EAFE Equity			\$4,258,261.35	\$3,637,366 17	\$620,895 18	\$84,412.28	1.98%

Japanese Large Cap Equity

BROWN ADV JAPAN ALPHA OPP-IS 115233-57-9 BAFJ X	10 78	16,582,500	178,759 35	165,825 00	12,934 35	8,440 49	4 72%
--	-------	------------	------------	------------	-----------	----------	-------

Asia ex-Japan Equity

COLUMBIA ASIA PAX X-JPN-R5 19763P-57-2 TAPR X	14 02	36,332 912	509,387.43	449 734 14	59,653 29	6 903 25	1.36%
T ROWE PRICE NEW ASIA 77956H-50-0 PRAS X	16 29	17,969,269	292,719 39	272,798 16	19,921 23		
Total Asia ex-Japan Equity			\$802,106.82	\$722,532.30	\$79,574.52	\$6,903.25	0.86%

J.P.Morgan

Page 13 of 22

000010 0925 of 1538 NSFOCM16 K1 NSFOCM16



0974010180100010025
0964010180100010025



JPMCB TTEE U/W/O E HOFFRITZ ART ACCT P60670000
As of 12/31/14

	Price	Quantity	Value	Adjusted Tax Cost Original Cost	Unrealized Gain/Loss	Est Annual Inc Accrued Div	Yield
Emerging Market Equity							
JPM CHINA REGION FD - SEL FUND 3810 4812A3-52-8 JCHS X	21 92	6.523 701	142,999 53	120 558 00	22,441 53	2,818 23	1 97%
Global Equity							
JPM GLBL RES ENH INDEX FD - SEL FUND 3457 46637K-51-3 JEIT X	18 31	43 200 524	791,001 59	699 043 41	91,958 18	10,540 92	1 33%
Concentrated & Other Equity							
ALCOA INC 013817-10-1 AA	15 79	753 000	11,889 87	12,606 27	(716 40)	90 36	0 76%
CSX CORP 126408-10-3 CSX	36 23	381 000	13,803 63	8 257 90	5,545 73	243 84	1 77%
P DANAHER CORP 235851-10-2 DHR	85 71			0 00		11 10	0 47%
DOMINION RESOURCES INC VA 25746U-10-9 D	76 90	105 000	8,074 50	7,357 87	716 63	252 00	3.12%
DOW CHEMICAL CO 260543-10-3 DOW	45 61	256 000	11,676 16	7,851 04	3,825 12	430 08 107 52	3 68%
FLOWERVE CORP 34354P-10-5 FLS	59 83	88 000	5,265 04	6 769 64	(1,504 60)	56 32 14 08	1 07%
FLUOR CORP 343412-10-2 FLR	60 63	188 000	11,398 44	9,671 43	1 727 01	157 92 39 48	1 39%



JPMCB TTEE U/W/O E HOFFRITZ ART ACCT. P60670000
As of 12/31/14

	Price	Quantity	Value	Adjusted Tax Cost Original Cost	Unrealized Gain/Loss	Est Annual Inc Accrued Div.	Yield
Concentrated & Other Equity							
GENERAL MILLS INC 370334-10-4 GIS	53.33	115,000	6,132.95	2,996.83	3,136.12	188.60	3.08%
INTERCONTINENTAL EXCHANGE, INC 45866F-10-4 ICE	219.29	27,000	5,920.83	3,679.42	2,041.41	70.20	1.19%
PHILIP MORRIS INTERNATIONAL 718172-10-9 PM	81.45	80,000	6,516.00	6,560.43	(44.43)	320.00 80.00	4.91%
THE PRICELINE GROUP INC. 741503-40-3 PCLN	1,140.21	11,000	12,542.31	8,740.24	3,802.07		
Total Concentrated & Other Equity			\$93,219.73	\$74,691.07	\$18,528.66	\$1,809.32 \$252.18	1.94%

J.P.Morgan

Page 15 of 22

030010 0926 25 1538 HSPDCKG6 XL 10000000

09710 101803100010926
094407010001000100216



JPMCB TTEE U/W/O E HOFFRITZ ART ACCT. P60670000
As of 12/31/14

Alternative Assets Summary

Asset Categories	Beginning Estimated Value	Ending Estimated Value	Change In Value	Current Allocation
Hedge Funds	1 576 924 59	1 633 240 27	56 315 68	10%
Hard Assets	565 911 45	303 071 64	(262 839 81)	2%
Total Value	\$2,142,836.04	\$1,936,311.91	(\$206,524.13)	12%

Asset Categories



Alternative Assets as a percentage of your portfolio - 12 %

Alternative Assets Detail

	Price	Quantity	Estimated Value	Cost
Hedge Funds				
EQUINOX FDS TR EQNX CB STGY I 29446A-81-9 EBSI X	11 64	31 634 356	368 223 90	329 962 18
GATEWAY FUND-Y 367829-88-4 GTEY X	29 57	11 141 981	329 468 38	315 611 40

J.P.Morgan



	Price	Quantity	Estimated Value	Cost
Hedge Funds				
GOLDMAN SACHS TR STRG INCM INST 38145C-64-6 GSZI X	10.28	41,088.180	422,386.49	438,000.00
GOTHAM ABSOLUTE RETURN FUND 360873-13-7 GARI X	13.90	25,278.538	351,371.68	325,082.00
INV BALANCED-RISK ALLOC-Y 00141V-69-7 ABRY X	11.64	13,899.459	161,789.82	169,712.51
Total Hedge Funds			\$1,633,240.27	\$1,578,368.09

	Price	Quantity	Estimated Value	Cost	Est. Annual Income Accrued Income
Hard Assets					
BARC BREN PLDMLNPM 2/17/15 10% BUFFER-1 21%XLEV 12 10%MAX-10%CAP PLDMLNPM 726 20 06741T-4X-2	108 06	90,000 000	97 254 00	89,100 00	
DB MARKET PLUS WTI 07/21/15 79 9% BARRIER- 6 5%CPN INITIAL LEVEL 05/23/14 CL 1' 104 35 25152R-KH-5	55 29	90,000 000	49 761 00	88,920 00	

1. The first step in the process is to identify the problem or issue that needs to be addressed. This involves gathering information and understanding the context of the problem.

2. Once the problem is identified, the next step is to define the objectives and goals of the project. This helps to clarify what needs to be achieved and provides a clear direction for the team.

3. The third step is to develop a plan or strategy to address the problem. This involves breaking down the problem into smaller, manageable tasks and determining the resources needed to complete each task.

4. The fourth step is to implement the plan. This involves putting the strategy into action and monitoring progress regularly to ensure that the project is on track.

5. The final step is to evaluate the results of the project. This involves comparing the actual outcomes with the objectives and goals to determine the effectiveness of the project and identify areas for improvement.

09740710:003100010927
098407301500100010927



JPMCB TTEE U/W/O E HOFFRITZ ART ACCT P60670000
As of 12/31/14

	Price	Quantity	Estimated Value	Cost	Est Annual Income Accrued Income
Hard Assets					
PIMCO COMMODITYPL STRAT-P 72201P-16-7 PCLP X	7.65	20,399.561	156,056.64	221,131.24	8,465.81
Total Hard Assets			\$303,071.64	\$399,151.24	\$8,465.81




JPMCB TTEE U/W/O E. HOFFRITZ ART ACCT P60670000
As of 12/31/14

Cash & Fixed Income Summary

Asset Categories	Beginning Market Value	Ending Market Value	Change In Value	Current Allocation
Cash	702,651.78	809,496.99	106,845.21	5%
US Fixed Income	1,103,317.39	776,167.83	(327,149.56)	5%
Foreign Exchange & Non-USD Fixed Income	160,202.07	0.00	(160,202.07)	
Total Value	\$1,966,171.24	\$1,585,664.82	(\$380,506.42)	10%

Market Value/Cost	Current Period Value
Market Value	1,585,664.82
Tax Cost	1,569,222.69
Unrealized Gain/Loss	16,442.13
Estimated Annual Income	13,021.84
Accrued Interest	63.43
Yield	0.82%

Asset Categories



Cash & Fixed Income as a percentage of your portfolio - 10 %

SUMMARY BY MATURITY

Cash & Fixed Income	Market Value	% of Bond Portfolio
0-6 months ¹	1,585,664.82	100%

¹ The years indicate the number of years until the bond is scheduled to mature based on the statement end date. Some bonds may be called, or paid in full before their stated maturity.

SUMMARY BY TYPE

Cash & Fixed Income	Market Value	% of Bond Portfolio
Cash	809,496.99	52%
Mutual Funds	776,167.83	48%
Total Value	\$1,585,664.82	100%

J.P.Morgan



JPMCB TTEE U/W/O E HOFFRITZ ART ACCT P60670000
As of 12/31/14

Note ¹ This is the Annual Percentage Yield (APY) which is the rate earned if balances remain on deposit for a full year with compounding there is no change in the interest rate and all interest is left in the account

Cash & Fixed Income Detail

	Price	Quantity	Value	Adjusted Tax Cost Original Cost	Unrealized Gain/Loss	Est. Annual Income Accrued Interest	Yield
Cash							
US DOLLAR PRINCIPAL	1.00			0.00		6.44	0.03% ¹
JPM TAX FREE INSTL SWEEP FD #840 7-Day Annualized Yield 01%	1.00	809,395.87	809,395.87	809,395.87		72.84 56.99	0.01%
COST OF PENDING PURCHASES	1.00	(9,474.61)	(9,474.61)	(9,474.61)			
PROCEEDS FROM PENDING SALES	1.00	9,575.73	9,575.73	9,575.73			
Total Cash			\$809,496.99	\$809,496.99	\$0.00	\$72.84 \$63.43	0.01%
US Fixed Income							
JPM SHORT DURATION BD FD - SEL FUND 3133 4812C1-33-0	10.86	42,403.38	460,500.73	454,194.70	6,306.03	5,766.85	1.25%
METROPOLITAN WEST FDS TOTAL RET CL I 592905-50-9	10.90	28,960.28	315,667.10	305,531.00	10,136.10	7,182.15	2.28%
Total US Fixed Income			\$776,167.83	\$759,725.70	\$16,442.13	\$12,949.00	1.67%

J.P.Morgan



JPMCB TTEE U/W/O E. HOFFRITZ ART ACCT. P60670000
As of 12/31/14

Portfolio Activity Detail

TRADE ACTIVITY

Note S indicates Short Term Realized Gain/Loss

Trade Date	Type	Description	Quantity	Per Unit Amount	Proceeds	Tax Cost	Realized Gain/Loss
Est Settle Date	Selection Method						
Pending Sales, Maturities, Redemptions							
12/30 1/5	Sale	DANAHER CORP (ID 235851-10-2)	(55 000)	86 29	4,745 06	(4,242 05)	503 01 S
12/31 1/5	Sale	DANAHER CORP (ID 235851-10-2)	(56 000)	86 278	4,830 67	(4,319 17)	511 50 S
Total Pending Sales, Maturities, Redemptions					\$9,575.73	(\$8,561.22)	\$1,014.51 S

Trade Date	Type	Description	Quantity	Per Unit Amount	Market Cost
Est Settle Date					
Pending Securities Purchased					
12/29 1/2	Purchase	PALL CORP (ID 696429-30-7)	1 000	101 973	(101 98)
12/29 1/2	Purchase	PALL CORP (ID 696429-30-7)	2 000	101 973	(203 97)
12/30 1/5	Purchase	PALL CORP (ID 696429-30-7)	2 000	101 801	(203 63)
12/30 1/5	Purchase	PALL CORP (ID 696429-30-7)	1 000	101 801	(101 81)

J.P.Morgan

Page 21 of 22

000010 0929 of 1536 REP201406 X1 00000000

09740710180100010029
69642930600100010025



JPMCB TTEE U/W/O E HOFFRITZ ART ACCT P60670000
As of 12/31/14

Trade Date						
Est. Settle Date	Type	Description	Quantity	Per Unit Amount	Market Cost	
Pending Securities Purchased						
12/30 1/5	Purchase	L-3 COMMUNICATIONS HOLDINGS INC (ID 502424-10-4)	24 000	128 211	(3,077 44)	
12/31 1/6	Purchase	PALL CORP (ID 696429-30-7)	2 000	102 204	(204 43)	
12/31 1/6	Purchase	PALL CORP (ID 696429-30-7)	1 000	102 204	(102 21)	
12/31 1/6	Purchase	PALL CORP (ID 696429-30-7)	2 000	101 594	(203 21)	
12/31 1/6	Purchase	PALL CORP (ID 696429-30-7)	3 000	101 594	(304 82)	
12/31 1/6	Purchase	L-3 COMMUNICATIONS HOLDINGS INC (ID 502424-10-4)	39 000	127 449	(4 971 11)	
Total Pending Securities Purchased					(59,474 61)	

J.P.Morgan