



See a Social Security Number? Say Something!  
Report Privacy Problems to <https://public.resource.org/privacy>  
Or call the IRS Identity Theft Hotline at 1-800-908-4490



Form 990-PF

Department of the Treasury  
Internal Revenue Service

Return of Private Foundation

or Section 4947(a)(1) Trust Treated as Private Foundation

Do not enter social security numbers on this form as it may be made public.

Information about Form 990-PF and its instructions is at [www.irs.gov/form990pf](http://www.irs.gov/form990pf).

OMB No 1545-0052

2014

Open to Public Inspection

For calendar year 2014, or tax year beginning 01-01-2014 , and ending 12-31-2014

Name of foundation DREITZER FOUNDATION INC CO ALAN SEGET ESQ		A Employer identification number  13-6162509	
Number and street (or P O box number if mail is not delivered to street address) 60 EAST 42ND STREET 38th Floor		B Telephone number (see instructions)  (212) 557-7700	
City or town, state or province, country, and ZIP or foreign postal code NEW YORK, NY 10165		C If exemption application is pending, check here <input type="checkbox"/>	
G Check all that apply <div><input type="checkbox"/> Initial return    <input type="checkbox"/> Initial return of a former public charity <input type="checkbox"/> Final return    <input type="checkbox"/> Amended return <input type="checkbox"/> Address change    <input type="checkbox"/> Name change</div>		D 1. Foreign organizations, check here <input type="checkbox"/> 2. Foreign organizations meeting the 85% test, check here and attach computation <input type="checkbox"/>	
H Check type of organization <input checked="" type="checkbox"/> Section 501(c)(3) exempt private foundation <input type="checkbox"/> Section 4947(a)(1) nonexempt charitable trust <input type="checkbox"/> Other taxable private foundation		E If private foundation status was terminated under section 507(b)(1)(A), check here <input type="checkbox"/>	
I Fair market value of all assets at end of year (from Part II, col. (c), line 16) \$ 9,559,101		F If the foundation is in a 60-month termination under section 507(b)(1)(B), check here <input type="checkbox"/>	
J Accounting method <input checked="" type="checkbox"/> Cash <input type="checkbox"/> Accrual <input type="checkbox"/> Other (specify) _____ (Part I, column (d) must be on cash basis.)			

Part I Analysis of Revenue and Expenses <small>(The total of amounts in columns (b), (c), and (d) may not necessarily equal the amounts in column (a) (see instructions) )</small>		(a) Revenue and expenses per books	(b) Net investment income	(c) Adjusted net income	(d) Disbursements for charitable purposes (cash basis only)
Revenue	1 Contributions, gifts, grants, etc , received (attach schedule) . . . . .				
	2 Check <input checked="" type="checkbox"/> if the foundation is <b>not</b> required to attach Sch B . . . . .				
	3 Interest on savings and temporary cash investments				
	4 Dividends and interest from securities. . . . .	238,898	238,898	238,898	
	5a Gross rents . . . . .				
	b Net rental income or (loss) _____				
	6a Net gain or (loss) from sale of assets not on line 10	332,158			
	b Gross sales price for all assets on line 6a 1,300,334				
	7 Capital gain net income (from Part IV, line 2) . . .		332,158		
	8 Net short-term capital gain . . . . .			20,177	
	9 Income modifications . . . . .				
	10a Gross sales less returns and allowances				
	b Less Cost of goods sold . . . . .				
	c Gross profit or (loss) (attach schedule) . . . . .				
	11 Other income (attach schedule) . . . . .				
	12 <b>Total.</b> Add lines 1 through 11 . . . . .	571,056	571,056	259,075	
Operating and Administrative Expenses	13 Compensation of officers, directors, trustees, etc	2,000			
	14 Other employee salaries and wages . . . . .				
	15 Pension plans, employee benefits . . . . .				
	16a Legal fees (attach schedule) . . . . .	9,140	9,140		
	b Accounting fees (attach schedule) . . . . .	7,100	7,100		
	c Other professional fees (attach schedule) . . . . .	35,117	35,117		
	17 Interest . . . . .				
	18 Taxes (attach schedule) (see instructions) . . . . .	13,986	13,986		
	19 Depreciation (attach schedule) and depletion . . .				
	20 Occupancy . . . . .				
	21 Travel, conferences, and meetings . . . . .				
	22 Printing and publications . . . . .				
	23 Other expenses (attach schedule) . . . . .	910	14		
	24 <b>Total operating and administrative expenses.</b> Add lines 13 through 23 . . . . .	68,253	65,357		0
	25 Contributions, gifts, grants paid . . . . .	505,000			505,000
	26 <b>Total expenses and disbursements.</b> Add lines 24 and 25	573,253	65,357		505,000
	27 Subtract line 26 from line 12				
	a <b>Excess of revenue over expenses and disbursements</b>	-2,197			
	b <b>Net investment income</b> (if negative, enter -0-)		505,699		
	c <b>Adjusted net income</b> (if negative, enter -0-)			259,075	

Part II Balance Sheets		Attached schedules and amounts in the description column should be for end-of-year amounts only (See instructions )	Beginning of year	End of year	
			(a) Book Value	(b) Book Value	(c) Fair Market Value
Assets	1	Cash—non-interest-bearing . . . . .	26,171	8,036	8,036
	2	Savings and temporary cash investments . . . . .	283,179	561,941	561,941
	3	Accounts receivable ▶ _____ Less allowance for doubtful accounts ▶ _____			
	4	Pledges receivable ▶ _____ Less allowance for doubtful accounts ▶ _____			
	5	Grants receivable . . . . .			
	6	Receivables due from officers, directors, trustees, and other disqualified persons (attach schedule) (see instructions) . . . . .			
	7	Other notes and loans receivable (attach schedule) ▶ _____ Less allowance for doubtful accounts ▶ _____			
	8	Inventories for sale or use . . . . .			
	9	Prepaid expenses and deferred charges . . . . .			
	10a	Investments—U S and state government obligations (attach schedule)	787,921	231,458	239,720
	b	Investments—corporate stock (attach schedule) . . . . .	3,215,246	3,231,373	6,791,703
	c	Investments—corporate bonds (attach schedule). . . . .	1,677,122	1,954,634	1,957,701
	11	Investments—land, buildings, and equipment basis ▶ _____ Less accumulated depreciation (attach schedule) ▶ _____			
	12	Investments—mortgage loans . . . . .			
	13	Investments—other (attach schedule) . . . . .			
	14	Land, buildings, and equipment basis ▶ _____ Less accumulated depreciation (attach schedule) ▶ _____			
15	Other assets (describe ▶ _____)				
16	Total assets (to be completed by all filers—see the instructions Also, see page 1, item I)	5,989,639	5,987,442	9,559,101	
Liabilities	17	Accounts payable and accrued expenses . . . . .			
	18	Grants payable . . . . .			
	19	Deferred revenue . . . . .			
	20	Loans from officers, directors, trustees, and other disqualified persons			
	21	Mortgages and other notes payable (attach schedule) . . . . .			
	22	Other liabilities (describe ▶ _____)			
	23	Total liabilities (add lines 17 through 22) . . . . .		0	
Net Assets or Fund Balances	Foundations that follow SFAS 117, check here ▶ <input type="checkbox"/> and complete lines 24 through 26 and lines 30 and 31.				
	24	Unrestricted . . . . .			
	25	Temporarily restricted . . . . .			
	26	Permanently restricted . . . . .			
	Foundations that do not follow SFAS 117, check here ▶ <input checked="" type="checkbox"/> and complete lines 27 through 31.				
	27	Capital stock, trust principal, or current funds . . . . .			
	28	Paid-in or capital surplus, or land, bldg , and equipment fund			
	29	Retained earnings, accumulated income, endowment, or other funds	5,989,639	5,987,442	
	30	Total net assets or fund balances (see instructions) . . . . .	5,989,639	5,987,442	
	31	Total liabilities and net assets/fund balances (see instructions) . . . . .	5,989,639	5,987,442	

Part III Analysis of Changes in Net Assets or Fund Balances		
1	Total net assets or fund balances at beginning of year—Part II, column (a), line 30 (must agree with end-of-year figure reported on prior year’s return) . . . . .	1 5,989,639
2	Enter amount from Part I, line 27a . . . . .	2 -2,197
3	Other increases not included in line 2 (itemize) ▶ _____	3
4	Add lines 1, 2, and 3 . . . . .	4 5,987,442
5	Decreases not included in line 2 (itemize) ▶ _____	5
6	Total net assets or fund balances at end of year (line 4 minus line 5)—Part II, column (b), line 30 . . . . .	6 5,987,442

Part IV

Capital Gains and Losses for Tax on Investment Income

(a) List and describe the kind(s) of property sold (e g , real estate, 2-story brick warehouse, or common stock, 200 shs MLC Co )		(b) How acquired P—Purchase D—Donation	(c) Date acquired (mo , day, yr )	(d) Date sold (mo , day, yr )
1a				
(e) Gross sales price	(f) Depreciation allowed (or allowable)	(g) Cost or other basis plus expense of sale	(h) Gain or (loss) (e) plus (f) minus (g)	
a				
b				
c				
d				
e				
Complete only for assets showing gain in column (h) and owned by the foundation on 12/31/69			(i) Gains (Col (h) gain minus col (k), but not less than -0-) or Losses (from col (h))	
(i) F M V as of 12/31/69	(j) Adjusted basis as of 12/31/69	(k) Excess of col (i) over col (j), if any		
a				
b				
c				
d				
e				
2	Capital gain net income or (net capital loss) { If gain, also enter in Part I, line 7 If (loss), enter -0- in Part I, line 7 }		2	332,158
3	Net short-term capital gain or (loss) as defined in sections 1222(5) and (6)  If gain, also enter in Part I, line 8, column (c) (see instructions) If (loss), enter -0- in Part I, line 8 . . . . . }		3	20,177

Part V

Qualification Under Section 4940(e) for Reduced Tax on Net Investment Income

(For optional use by domestic private foundations subject to the section 4940(a) tax on net investment income )

If section 4940(d)(2) applies, leave this part blank

Was the foundation liable for the section 4942 tax on the distributable amount of any year in the base period? ☐ Yes ☒ No

If "Yes," the foundation does not qualify under section 4940(e) Do not complete this part

1 Enter the appropriate amount in each column for each year, see instructions before making any entries

(a) Base period years Calendar year (or tax year beginning in)	(b) Adjusted qualifying distributions	(c) Net value of noncharitable-use assets	(d) Distribution ratio (col (b) divided by col (c))
2013	450,000	8,685,939	0 05181
2012	450,000	7,982,783	0 05637
2011	631,605	7,943,345	0 07951
2010	663,286	7,785,422	0 08520
2009	667,639	7,558,607	0 08833
2 Total of line 1, column (d). . . . .			2 0 36122
3 Average distribution ratio for the 5-year base period—divide the total on line 2 by 5, or by the number of years the foundation has been in existence if less than 5 years . . . .			3 0 07224
4 Enter the net value of noncharitable-use assets for 2014 from Part X, line 5. . . . .			4 9,270,656
5 Multiply line 4 by line 3. . . . .			5 669,740
6 Enter 1% of net investment income (1% of Part I, line 27b). . . . .			6 5,057
7 Add lines 5 and 6. . . . .			7 674,797
8 Enter qualifying distributions from Part XII, line 4. . . . .			8 505,000
If line 8 is equal to or greater than line 7, check the box in Part VI, line 1b, and complete that part using a 1% tax rate See the Part VI instructions			

Part VIExcise Tax Based on Investment Income (Section 4940(a), 4940(b), 4940(e), or 4948—see page 18 of the instructions)

1a		Exempt operating foundations described in section 4940(d)(2), check here <input type="checkbox"/> and enter "N/A" on line 1			
Date of ruling or determination letter _____ (attach copy of letter if necessary—see instructions)					
b		Domestic foundations that meet the section 4940(e) requirements in Part V, check here <input type="checkbox"/> and enter 1% of Part I, line 27b . . . . .		1	10,114
c		All other domestic foundations enter 2% of line 27b. Exempt foreign organizations enter 4% of Part I, line 12, col. (b)			
2		Tax under section 511 (domestic section 4947(a)(1) trusts and taxable foundations only. Others enter -0-)		2	
3		Add lines 1 and 2. . . . .		3	10,114
4		Subtitle A (income) tax (domestic section 4947(a)(1) trusts and taxable foundations only. Others enter -0-)		4	
5		Tax based on investment income. Subtract line 4 from line 3. If zero or less, enter -0- . . . . .		5	10,114
6		Credits/Payments			
a		2014 estimated tax payments and 2013 overpayment credited to 2014	6a	9,993	
b		Exempt foreign organizations—tax withheld at source . . . . .	6b		
c		Tax paid with application for extension of time to file (Form 8868) . . . . .	6c		
d		Backup withholding erroneously withheld . . . . .	6d		
7		Total credits and payments. Add lines 6a through 6d. . . . .		7	9,993
8		Enter any penalty for underpayment of estimated tax. Check here <input type="checkbox"/> if Form 2220 is attached.		8	
9		Tax due. If the total of lines 5 and 8 is more than line 7, enter amount owed . . . . .		9	121
10		Overpayment. If line 7 is more than the total of lines 5 and 8, enter the amount overpaid. . . . .		10	
11		Enter the amount of line 10 to be Credited to 2015 estimated tax Refunded		11	

Part VII-AStatements Regarding Activities

1a	During the tax year, did the foundation attempt to influence any national, state, or local legislation or did it participate or intervene in any political campaign? . . . . .	1a	Yes	No
b	Did it spend more than \$100 during the year (either directly or indirectly) for political purposes (see Instructions for definition)? . . . . . <i>If the answer is "Yes" to 1a or 1b, attach a detailed description of the activities and copies of any materials published or distributed by the foundation in connection with the activities.</i>	1b		No
c	Did the foundation file Form 1120-POL for this year? . . . . .	1c		No
d	Enter the amount (if any) of tax on political expenditures (section 4955) imposed during the year: (1) On the foundation \$ _____ (2) On foundation managers \$ _____			
e	Enter the reimbursement (if any) paid by the foundation during the year for political expenditure tax imposed on foundation managers \$ _____			
2	Has the foundation engaged in any activities that have not previously been reported to the IRS? . . . . . <i>If "Yes," attach a detailed description of the activities.</i>	2		No
3	Has the foundation made any changes, not previously reported to the IRS, in its governing instrument, articles of incorporation, or bylaws, or other similar instruments? <i>If "Yes," attach a conformed copy of the changes.</i> . . . .	3		No
4a	Did the foundation have unrelated business gross income of \$1,000 or more during the year? . . . . .	4a		No
b	If "Yes," has it filed a tax return on Form 990-T for this year? . . . . .	4b		No
5	Was there a liquidation, termination, dissolution, or substantial contraction during the year? . . . . . <i>If "Yes," attach the statement required by General Instruction T.</i>	5		No
6	Are the requirements of section 508(e) (relating to sections 4941 through 4945) satisfied either: • By language in the governing instrument, or • By state legislation that effectively amends the governing instrument so that no mandatory directions that conflict with the state law remain in the governing instrument? . . . . .	6	Yes	
7	Did the foundation have at least \$5,000 in assets at any time during the year? <i>If "Yes," complete Part II, col. (c), and Part XV.</i> . . . . .	7	Yes	
8a	Enter the states to which the foundation reports or with which it is registered (see instructions): <input type="checkbox"/> NY _____			
b	If the answer is "Yes" to line 7, has the foundation furnished a copy of Form 990-PF to the Attorney General (or designate) of each state as required by General Instruction G? <i>If "No," attach explanation.</i> . . . .	8b	Yes	
9	Is the foundation claiming status as a private operating foundation within the meaning of section 4942(j)(3) or 4942(j)(5) for calendar year 2014 or the taxable year beginning in 2014 (see instructions for Part XIV)? <i>If "Yes," complete Part XIV.</i> . . . . .	9		No
10	Did any persons become substantial contributors during the tax year? <i>If "Yes," attach a schedule listing their names and addresses.</i> . . . . .	10		No

Part VII-A

Statements Regarding Activities (continued)

11	At any time during the year, did the foundation, directly or indirectly, own a controlled entity within the meaning of section 512(b)(13)? If "Yes," attach schedule (see instructions).	11		No
12	Did the foundation make a distribution to a donor advised fund over which the foundation or a disqualified person had advisory privileges? If "Yes," attach statement (see instructions)	12		No
13	Did the foundation comply with the public inspection requirements for its annual returns and exemption application?	13	Yes	
Website address N/A				
14	The books are in care of FOUNDATION Telephone no (212) 557-7700 Located at 60 EAST 42ND STREET NEW YORK NY ZIP+4 101653897			
15	Section 4947(a)(1) nonexempt charitable trusts filing Form 990-PF in lieu of Form 1041 —Check here and enter the amount of tax-exempt interest received or accrued during the year.	15		
16	At any time during calendar year 2014, did the foundation have an interest in or a signature or other authority over a bank, securities, or other financial account in a foreign country?	16	Yes	No
See instructions for exceptions and filing requirements for FinCEN Form 114, Report of Foreign Bank and Financial Accounts (FBAR) If "Yes", enter the name of the foreign country				

Part VII-B

Statements Regarding Activities for Which Form 4720 May Be Required

File Form 4720 if any item is checked in the "Yes" column, unless an exception applies.			Yes	No
1a	During the year did the foundation (either directly or indirectly)			
	(1) Engage in the sale or exchange, or leasing of property with a disqualified person? Yes No			
	(2) Borrow money from, lend money to, or otherwise extend credit to (or accept it from) a disqualified person? Yes No			
	(3) Furnish goods, services, or facilities to (or accept them from) a disqualified person? Yes No			
	(4) Pay compensation to, or pay or reimburse the expenses of, a disqualified person? Yes No			
	(5) Transfer any income or assets to a disqualified person (or make any of either available for the benefit or use of a disqualified person)? Yes No			
	(6) Agree to pay money or property to a government official? (Exception. Check "No" if the foundation agreed to make a grant to or to employ the official for a period after termination of government service, if terminating within 90 days ). Yes No			
b	If any answer is "Yes" to 1a(1)–(6), did any of the acts fail to qualify under the exceptions described in Regulations section 53.4941(d)-3 or in a current notice regarding disaster assistance (see instructions)? Organizations relying on a current notice regarding disaster assistance check here.	1b		No
c	Did the foundation engage in a prior year in any of the acts described in 1a, other than excepted acts, that were not corrected before the first day of the tax year beginning in 2014?	1c		No
2	Taxes on failure to distribute income (section 4942) (does not apply for years the foundation was a private operating foundation defined in section 4942(j)(3) or 4942(j)(5))			
a	At the end of tax year 2014, did the foundation have any undistributed income (lines 6d and 6e, Part XIII) for tax year(s) beginning before 2014? If "Yes," list the years 20 , 20 , 20 , 20 Yes No			
b	Are there any years listed in 2a for which the foundation is not applying the provisions of section 4942(a)(2) (relating to incorrect valuation of assets) to the year's undistributed income? (If applying section 4942(a)(2) to all years listed, answer "No" and attach statement—see instructions ).	2b		No
c	If the provisions of section 4942(a)(2) are being applied to any of the years listed in 2a, list the years here 20 , 20 , 20 , 20			
3a	Did the foundation hold more than a 2% direct or indirect interest in any business enterprise at any time during the year? Yes No			
b	If "Yes," did it have excess business holdings in 2014 as a result of (1) any purchase by the foundation or disqualified persons after May 26, 1969, (2) the lapse of the 5-year period (or longer period approved by the Commissioner under section 4943(c)(7)) to dispose of holdings acquired by gift or bequest, or (3) the lapse of the 10-, 15-, or 20-year first phase holding period? (Use Schedule C, Form 4720, to determine if the foundation had excess business holdings in 2014.).	3b		No
4a	Did the foundation invest during the year any amount in a manner that would jeopardize its charitable purposes?	4a		No
b	Did the foundation make any investment in a prior year (but after December 31, 1969) that could jeopardize its charitable purpose that had not been removed from jeopardy before the first day of the tax year beginning in 2014?	4b		No

Part VII-B

Statements Regarding Activities for Which Form 4720 May Be Required (continued)

5a

During the year did the foundation pay or incur any amount to

(1)

Carry on propaganda, or otherwise attempt to influence legislation (section 4945(e))?

YesNo

(2)

Influence the outcome of any specific public election (see section 4955), or to carry on, directly or indirectly, any voter registration drive?

YesNo

(3)

Provide a grant to an individual for travel, study, or other similar purposes?

YesNo

(4)

Provide a grant to an organization other than a charitable, etc , organization described in section 4945(d)(4)(A)? (see instructions).

YesNo

(5)

Provide for any purpose other than religious, charitable, scientific, literary, or educational purposes, or for the prevention of cruelty to children or animals?

YesNo

b

If any answer is "Yes" to 5a(1)–(5), did **any** of the transactions fail to qualify under the exceptions described in Regulations section 53.4945 or in a current notice regarding disaster assistance (see instructions)?

5b

No

Organizations relying on a current notice regarding disaster assistance check here.

c

If the answer is "Yes" to question 5a(4), does the foundation claim exemption from the tax because it maintained expenditure responsibility for the grant?

YesNo

If "Yes," attach the statement required by Regulations section 53.4945–5(d).

6a

Did the foundation, during the year, receive any funds, directly or indirectly, to pay premiums on a personal benefit contract?

YesNo

b

Did the foundation, during the year, pay premiums, directly or indirectly, on a personal benefit contract?

6b

No

If "Yes" to 6b, file Form 8870.

7a

At any time during the tax year, was the foundation a party to a prohibited tax shelter transaction?

YesNo

b

If yes, did the foundation receive any proceeds or have any net income attributable to the transaction?

7b

No

Part VIII

Information About Officers, Directors, Trustees, Foundation Managers, Highly Paid Employees, and Contractors

1

List all officers, directors, trustees, foundation managers and their compensation (see instructions).

(a) Name and address	(b) Title, and average hours per week devoted to position	(c) Compensation (If not paid, enter -0-)	(d) Contributions to employee benefit plans and deferred compensation	(e) Expense account, other allowances
See Additional Data Table				

2

Compensation of five highest-paid employees (other than those included on line 1—see instructions). If none, enter "NONE."

(a) Name and address of each employee paid more than \$50,000	(b) Title, and average hours per week devoted to position	(c) Compensation	(d) Contributions to employee benefit plans and deferred compensation	(e) Expense account, other allowances
NONE				

Total number of other employees paid over \$50,000.

Form 990-PF (2014)

Part VIII

Information About Officers, Directors, Trustees, Foundation Managers, Highly Paid Employees, and Contractors (continued)

3 Five highest-paid independent contractors for professional services (see instructions). If none, enter "NONE".		
(a) Name and address of each person paid more than \$50,000	(b) Type of service	(c) Compensation
NONE		
Total number of others receiving over \$50,000 for professional services. . . . .		

Part IX-A

Summary of Direct Charitable Activities

List the foundation's four largest direct charitable activities during the tax year. Include relevant statistical information such as the number of organizations and other beneficiaries served, conferences convened, research papers produced, etc	Expenses
1	
2	
3	
4	

Part IX-B

Summary of Program-Related Investments (see instructions)

Describe the two largest program-related investments made by the foundation during the tax year on lines 1 and 2	Amount
1	
2	
All other program-related investments. See instructions.	
3	
Total. Add lines 1 through 3. . . . .	



Part X

Minimum Investment Return (All domestic foundations must complete this part. Foreign foundations, see instructions.)

1	Fair market value of assets not used (or held for use) directly in carrying out charitable, etc , purposes		
a	Average monthly fair market value of securities. . . . .	1a	8,972,169
b	Average of monthly cash balances. . . . .	1b	439,664
c	Fair market value of all other assets (see instructions). . . . .	1c	0
d	Total (add lines 1a, b, and c). . . . .	1d	9,411,833
e	Reduction claimed for blockage or other factors reported on lines 1a and 1c (attach detailed explanation). . . . .	1e	0
2	Acquisition indebtedness applicable to line 1 assets. . . . .	2	
3	Subtract line 2 from line 1d. . . . .	3	9,411,833
4	Cash deemed held for charitable activities Enter 1 1/2% of line 3 (for greater amount, see instructions). . . . .	4	141,177
5	Net value of noncharitable-use assets. Subtract line 4 from line 3 Enter here and on Part V, line 4	5	9,270,656
6	Minimum investment return. Enter 5% of line 5. . . . .	6	463,533

Part XI

Distributable Amount (see instructions) (Section 4942(j)(3) and (j)(5) private operating foundations and certain foreign organizations check here ☐ and do not complete this part.)

1	Minimum investment return from Part X, line 6. . . . .	1	463,533
2a	Tax on investment income for 2014 from Part VI, line 5. . . . .	2a	10,114
b	Income tax for 2014 (This does not include the tax from Part VI ). . . . .	2b	
c	Add lines 2a and 2b. . . . .	2c	10,114
3	Distributable amount before adjustments Subtract line 2c from line 1. . . . .	3	453,419
4	Recoveries of amounts treated as qualifying distributions. . . . .	4	
5	Add lines 3 and 4. . . . .	5	453,419
6	Deduction from distributable amount (see instructions). . . . .	6	
7	Distributable amount as adjusted Subtract line 6 from line 5 Enter here and on Part XIII, line 1. . . . .	7	453,419

Part XII

Qualifying Distributions (see instructions)

1	Amounts paid (including administrative expenses) to accomplish charitable, etc , purposes		
a	Expenses, contributions, gifts, etc —total from Part I, column (d), line 26. . . . .	1a	505,000
b	Program-related investments—total from Part IX-B. . . . .	1b	
2	Amounts paid to acquire assets used (or held for use) directly in carrying out charitable, etc , purposes. . . . .	2	
3	Amounts set aside for specific charitable projects that satisfy the		
a	Suitability test (prior IRS approval required). . . . .	3a	
b	Cash distribution test (attach the required schedule). . . . .	3b	
4	Qualifying distributions. Add lines 1a through 3b Enter here and on Part V, line 8, and Part XIII, line 4	4	505,000
5	Foundations that qualify under section 4940(e) for the reduced rate of tax on net investment income Enter 1% of Part I, line 27b (see instructions). . . . .	5	
6	Adjusted qualifying distributions. Subtract line 5 from line 4. . . . .	6	505,000

Note: The amount on line 6 will be used in Part V, column (b), in subsequent years when calculating whether the foundation qualifies for the section 4940(e) reduction of tax in those years

Part XIII

Undistributed Income (see instructions)

	(a) Corpus	(b) Years prior to 2013	(c) 2013	(d) 2014
1 Distributable amount for 2014 from Part XI, line 7				453,419
2 Undistributed income, if any, as of the end of 2014				
a Enter amount for 2013 only. . . . .				
b Total for prior years 20____, 20____, 20____				
3 Excess distributions carryover, if any, to 2014				
a From 2009. . . . .	294,431			
b From 2010. . . . .	277,443			
c From 2011. . . . .	241,228			
d From 2012. . . . .	58,691			
e From 2013. . . . .	24,905			
f Total of lines 3a through e. . . . .	896,698			
4 Qualifying distributions for 2014 from Part XII, line 4 ▶ \$ 505,000				
a Applied to 2013, but not more than line 2a				
b Applied to undistributed income of prior years (Election required—see instructions). . . . .				
c Treated as distributions out of corpus (Election required—see instructions). . . . .	0			
d Applied to 2014 distributable amount. . . . .				453,419
e Remaining amount distributed out of corpus	51,581			
5 Excess distributions carryover applied to 2014 (If an amount appears in column (d), the same amount must be shown in column (a).)				
6 Enter the net total of each column as indicated below:				
a Corpus Add lines 3f, 4c, and 4e Subtract line 5	948,279			
b Prior years' undistributed income Subtract line 4b from line 2b. . . . .				
c Enter the amount of prior years' undistributed income for which a notice of deficiency has been issued, or on which the section 4942(a) tax has been previously assessed. . . . .				
d Subtract line 6c from line 6b Taxable amount—see instructions . . . . .				
e Undistributed income for 2013 Subtract line 4a from line 2a Taxable amount—see instructions . . . . .				
f Undistributed income for 2014 Subtract lines 4d and 5 from line 1 This amount must be distributed in 2015 . . . . .				0
7 Amounts treated as distributions out of corpus to satisfy requirements imposed by section 170(b)(1)(F) or 4942(g)(3) (Election may be required - see instructions) . . . . .				
8 Excess distributions carryover from 2009 not applied on line 5 or line 7 (see instructions) . . .	294,431			
9 Excess distributions carryover to 2015. Subtract lines 7 and 8 from line 6a . . . . .	653,848			
10 Analysis of line 9				
a Excess from 2010. . . .	277,443			
b Excess from 2011. . . .	241,228			
c Excess from 2012. . . .	58,691			
d Excess from 2013. . . .	24,905			
e Excess from 2014. . . .	51,581			

Part XIVPrivate Operating Foundations (see instructions and Part VII-A, question 9)

1a

If the foundation has received a ruling or determination letter that it is a private operating foundation, and the ruling is effective for 2014, enter the date of the ruling.

b

Check box to indicate whether the organization is a private operating foundation described in section 4942(j)(3) or 4942(j)(5)

☐ 4942(j)(3) or ☐ 4942(j)(5)

2a	Enter the lesser of the adjusted net income from Part I or the minimum investment return from Part X for each year listed.	Tax year	Prior 3 years			(e) Total
		(a) 2014	(b) 2013	(c) 2012	(d) 2011	
b	85% of line 2a					
c	Qualifying distributions from Part XII, line 4 for each year listed.					
d	Amounts included in line 2c not used directly for active conduct of exempt activities.					
e	Qualifying distributions made directly for active conduct of exempt activities. Subtract line 2d from line 2c.					
3	Complete 3a, b, or c for the alternative test relied upon					
a	"Assets" alternative test—enter					
	(1) Value of all assets					
	(2) Value of assets qualifying under section 4942(j)(3)(B)(i)					
b	"Endowment" alternative test— enter 2/3 of minimum investment return shown in Part X, line 6 for each year listed.					
c	"Support" alternative test—enter					
	(1) Total support other than gross investment income (interest, dividends, rents, payments on securities loans (section 512(a)(5)), or royalties).					
	(2) Support from general public and 5 or more exempt organizations as provided in section 4942(j)(3)(B)(iii).					
	(3) Largest amount of support from an exempt organization					
	(4) Gross investment income					

Part XVSupplementary Information (Complete this part only if the organization had \$5,000 or more in assets at any time during the year—see instructions.)

1

Information Regarding Foundation Managers:

a

List any managers of the foundation who have contributed more than 2% of the total contributions received by the foundation before the close of any tax year (but only if they have contributed more than \$5,000) (See section 507(d)(2) )

b

List any managers of the foundation who own 10% or more of the stock of a corporation (or an equally large portion of the ownership of a partnership or other entity) of which the foundation has a 10% or greater interest

2

Information Regarding Contribution, Grant, Gift, Loan, Scholarship, etc., Programs:

Check here ☐ if the foundation only makes contributions to preselected charitable organizations and does not accept unsolicited requests for funds. If the foundation makes gifts, grants, etc. (see instructions) to individuals or organizations under other conditions, complete items 2a, b, c, and d.

a

The name, address, and telephone number or e-mail address of the person to whom applications should be addressed

DREITZER FOUNDATION  
60 EAST 42 STREET 38TH FLOOR  
NEW YORK, NY 10165  
(212) 557-1407

b

The form in which applications should be submitted and information and materials they should include

n/a

c

Any submission deadlines

n/a

d

Any restrictions or limitations on awards, such as by geographical areas, charitable fields, kinds of institutions, or other factors

n/a

Part XV

Supplementary Information (continued)

3 Grants and Contributions Paid During the Year or Approved for Future Payment

Recipient	If recipient is an individual, show any relationship to any foundation manager or substantial contributor	Foundation status of recipient	Purpose of grant or contribution	Amount
Name and address (home or business)				
a Paid during the year See Additional Data Table				
Total . . . . .			3a	505,000
b Approved for future payment				
Total . . . . .			3b	

Enter gross amounts unless otherwise indicated

## Part XVI-B Relationship of Activities to the Accomplishment of Exempt Purposes

Form **990-PF** (2014)

<b>1</b> Did the organization directly or indirectly engage in any of the following with any other organization described in section 501(c) of the Code (other than section 501(c)(3) organizations) or in section 527, relating to political organizations?			<b>Yes</b>	<b>No</b>
<b>a</b> Transfers from the reporting foundation to a noncharitable exempt organization of				
<b>(1)</b> Cash. . . . .		<b>1a(1)</b>		<b>No</b>
<b>(2)</b> Other assets. . . . .		<b>1a(2)</b>		<b>No</b>
<b>b</b> Other transactions				
<b>(1)</b> Sales of assets to a noncharitable exempt organization. . . . .		<b>1b(1)</b>		<b>No</b>
<b>(2)</b> Purchases of assets from a noncharitable exempt organization. . . . .		<b>1b(2)</b>		<b>No</b>
<b>(3)</b> Rental of facilities, equipment, or other assets. . . . .		<b>1b(3)</b>		<b>No</b>
<b>(4)</b> Reimbursement arrangements. . . . .		<b>1b(4)</b>		<b>No</b>
<b>(5)</b> Loans or loan guarantees. . . . .		<b>1b(5)</b>		<b>No</b>
<b>(6)</b> Performance of services or membership or fundraising solicitations. . . . .		<b>1b(6)</b>		<b>No</b>
<b>c</b> Sharing of facilities, equipment, mailing lists, other assets, or paid employees. . . . .		<b>1c</b>		<b>No</b>
<b>d</b> If the answer to any of the above is "Yes," complete the following schedule. Column <b>(b)</b> should always show the fair market value of the goods, other assets, or services given by the reporting foundation. If the foundation received less than fair market value in any transaction or sharing arrangement, show in column <b>(d)</b> the value of the goods, other assets, or services received				

[illegible]

**2a** Is the foundation directly or indirectly affiliated with, or related to, one or more tax-exempt organizations described in section 501(c) of the Code (other than section 501(c)(3)) or in section 527? . . . . ☐ Yes ☒ No

b If "Yes," complete the following schedule		
(a) Name of organization	(b) Type of organization	(c) Description of relationship

Under penalties of perjury, I declare that I have examined this return, including accompanying schedules and statements, and to the best of my knowledge and belief, it is true, correct, and complete. Declaration of preparer (other than taxpayer) is based on all information of which preparer has any knowledge.


<b>Sign Here</b>	*****	2015-08-04	*****	May the IRS discuss this return with the preparer shown below (see instr )? <input checked="" type="checkbox"/> <b>Yes</b> <input type="checkbox"/> <b>No</b>
	Signature of officer or trustee	Date	Title	

<b>Paid Preparer Use Only</b>	Print/Type preparer's name Eric S Goldfarb CPA	Preparer's Signature	Date	Check if self-employed <input checked="" type="checkbox"/>	PTIN P00173830
	Firm's name <input checked="" type="checkbox"/> Kalmus Siegel Harris & Goldfarb LLP			Firm's EIN <input checked="" type="checkbox"/>	
	Firm's address <input checked="" type="checkbox"/> 585 Stewart Ave Ste 550 Garden City, NY 11530			Phone no (516) 227-2525	

Form 990PF Part VIII Line 1 - List all officers, directors, trustees, foundation managers and their compensation


(a) Name and address	(b) Title, and average hours per week devoted to position	(c) Compensation (If not paid, enter -0-)	(d) Contributions to employee benefit plans and deferred compensation	(e) Expense account, other allowances
ALAN SEGET	SCTY,TREAS,COUN 0 00	1,000		
60 E 42 St 38th Floor NEW YORK,NY 10165				
AMY LAFF co Alan Seget	V P Part Time 0 00	1,000		
60 E 42 St 38th Floor New York,NY 10165				
STEVEN HALPERN co Alan Seget	VP-Part Time 0 00	0		
60 E 42 St 38th Floor New York,NY 10165				
DIANE WALLACH co Alan Seget	V P Part Time 0 00	0		
60 E 42 St 38th Floor New York,NY 10165				
Judith Wallach co Alan Seget	PRES PART TIME 0 00	0		
60 E 42 St 38th Floor NEW YORK,NY 10165				

Form 990PF Part XV Line 3 - Grants and Contributions Paid During the Year or Approved for Future Payment

Recipient	If recipient is an individual, show any relationship to any foundation manager or substantial contributor	Foundation status of recipient	Purpose of grant or contribution	Amount
Name and address (home or business)				
<b>a</b> Paid during the year				
EQUALITY NOW 250 W 57TH STREET NEW YORK, NY 10017	N/A	501(c3)	ending violence and discrimination against women and girls around the world	50,000
ETHICAL CULTURE FIELDSTON 35 Central Park West NEW YORK, NY 10023	N/A	501(c3)	EDUCATION	20,000
INTERSCHOOL ORCHESTRAS CITY OF NY 1556 Third Ave Ste 601 NEW YORK, NY 10128	N/A	501(c3)	To provide opportunities for public and independent school children to play orchestral and chamber music	20,000
NYC BALLET 20 LINCOLN CENTER NEW YORK, NY 10023	N/A	501(c3)	EDUCATION	25,000
ONE STOP SENIOR SERVICES 747 Amsterdam Ave 3rd Fl NEW YORK, NY 10025	N/A	501(c3)	improve the quality of life of older New Yorkers	15,000
PLANNED PARENTHOOD FED 434 WEST 33RD STREET NEW YORK, NY 10001	N/A	501(c3)	reproductive health care, innovative educational programs, and effective advocacy	20,000
PROJECT CURE 10377 E GEDDES AVE STE 250 CENTENNIAL, CO 80112	N/A	501(c3)	HAITI RELIEF \$5,000	80,000
LAWYERS ALLIANCE FOR NEW YORK 171 MADISON AVE 6TH FLOOR NEW YORK, NY 10016	N/A	501(c3)	help nonprofit organizations to accomplish their missions and operate effective services for low-income New Yorkers	10,000
PALLADIA INC 2006-2106 MADISON AVE NEW YORK, NY 10035	N/A	501(c3)	substance abuse treatment programs	30,000
CALVARY HOSPITAL 1740 Eastchester Rd BRONX, NY 10461	N/A	501(c3)	providing palliative care for adult advanced cancer patients in the United States	10,000
FEMINIST MAJORITY FOUNDATION 1600 WILSON BLVD ARLINGTON, VA 22209	N/A	501(c3)	FURTHERING EQUALITY, PROMOTING NON-VIOLENCE, JUSTICE, PEACE AND ECONOMIC DEVELOPMENT, ENHANCING FEMINIST LEADERSHIP, PROMOTING LEARNING AND RESEARCH FOR THE FURTHERANCE OF FEMINIST IDEAS AND STUDIES, AND PROVIDING EDUCATION AND TRAINING FOR FEMINIST ACTIVISTS	15,000
GIRLS LEARN INTERNATIONAL 252 SEVENTH AVE SUITE 3F NEW YORK, NY 10001	N/A	501(c3)	HUMAN RIGHTS EDUCATION	10,000
THE HUMANIST INSTITUTE PMB 220 8014 OLSON MEMORIAL HWY GOLDEN VALLEY, MN 55424	N/A	501(c3)	HUMANIST LEADERSHIP EDUCATION	10,000
TECCS FOUNDATION 101 CENTRAL PARK WEST 1A NEW YORK, NY 10023	N/A	501(c3)	ADVANCING PRIMARY AND SECONDARY EDUCATION	125,000
KINGS COUNTY DISTRICT ATTORNEY RENAISSANCE PLAZA 350 JAY ST 19 FL BROOKLYN, NY 11201	N/A	501(c3)	mentoring and comprehensive services for high-risk and court-involved females	10,000
<b>Total . . . . .</b>  <b>3a</b>				505,000



Form 990PF Part XV Line 3 - Grants and Contributions Paid During the Year or Approved for Future Payment

Recipient	If recipient is an individual, show any relationship to any foundation manager or substantial contributor	Foundation status of recipient	Purpose of grant or contribution	Amount
Name and address (home or business)				
<b>a</b> <i>Paid during the year</i>				
FISTULA FOUNDATION 1900 THE ALAMEDA STE 500 SAN JOSE, CA 95126	N/A	501(c3)	MEDICAL EDUCATION AND RESEARCH	20,000
BROOKLYN SCHOOL OF MUSIC 126 Saint Felix St brooklyn, NY 11217	N/A	501(c3)	access and education to the performing arts	20,000
INNOCENCE PROJECT 40 WORTH STREET SUITE 701 NEW YORK, NY 10013	N/A	501(c3)	assist prisoners who could be proven innocent through DNA testing	15,000
<b>Total</b> . . . . .  <b>3a</b>				505,000

## TY 2014 Accounting Fees Schedule

**Name:** DREITZER FOUNDATION INC  
CO ALAN SEGET ESQ

**EIN:** 13-6162509

**Software ID:** 14000265

**Software Version:** 2014v5.0

Category	Amount	Net Investment Income	Adjusted Net Income	Disbursements for Charitable Purposes
KALMUS, SIEGEL HARRIS GOLDFARB CPAS LLP	7,100	7,100	0	0

## TY 2014 Legal Fees Schedule

**Name:** DREITZER FOUNDATION INC  
CO ALAN SEGET ESQ

**EIN:** 13-6162509

**Software ID:** 14000265

**Software Version:** 2014v5.0

Category	Amount	Net Investment Income	Adjusted Net Income	Disbursements for Charitable Purposes
DAVIDSON, DAWSON & CLARK	9,140	9,140	0	0

## TY 2014 Other Expenses Schedule

**Name:** DREITZER FOUNDATION INC  
CO ALAN SEGET ESQ

**EIN:** 13-6162509

**Software ID:** 14000265

**Software Version:** 2014v5.0

Description	Revenue and Expenses per Books	Net Investment Income	Adjusted Net Income	Disbursements for Charitable Purposes
BANK CHARGES	14	14		
INSURANCE	646			
NYS LAW DEPARTMENT FILING FEE	250			

**TY 2014 Other Professional Fees Schedule****Name:** DREITZER FOUNDATION INC

CO ALAN SEGET ESQ

**EIN:** 13-6162509**Software ID:** 14000265**Software Version:** 2014v5.0

Category	Amount	Net Investment Income	Adjusted Net Income	Disbursements for Charitable Purposes
INVESTMENT FEE-HSBC	35,117	35,117	0	0

**TY 2014 Taxes Schedule**

**Name:** DREITZER FOUNDATION INC  
CO ALAN SEGET ESQ

**EIN:** 13-6162509

**Software ID:** 14000265

**Software Version:** 2014v5.0

Category	Amount	Net Investment Income	Adjusted Net Income	Disbursements for Charitable Purposes
US EXCISE TAX	13,986	13,986		

**The Dreitzer Foundation Incorporated**  
**2014 Short Term Capital Transactions Schedule**

Description	Date Sold	Date Purchased	Sales Price	Cost Basis	Realized Gain/Loss
Capital Gain Distribution - Lord Abbett Developing Growth Fd	11/25/2014	Various	5990.58	0	5,990.58
38 Kinder Morgan Inc.	12/2/2014	Various	14.87	15.95	(1.08)
Capital Gain Distribution - MFS Int'l Value Fd	12/18/2014	Various	468.60	0.00	468.60
Capital Gain Distribution - HSBC Oppportunity Fd	12/24/2014	Various	13,718.39	0.00	13,718.39
<b>2014 Short Term Capital Gains Totals</b>			<b>20,192.44</b>	<b>15.95</b>	<b>20,176.49</b>

**2014 Long Term Capital Transactions Schedule**

Description	Date Sold	Date Purchased	Sales Price	Cost Basis	Realized Gain/Loss
Paid down 16.11 Par Value of Fannie Mae Pool #542579 7.5% 8/1/2030	1/27/2014	Various	16.11	17.12	(1.01)
Paid down 295.53 Par Value of FHLMC Gold Pool #E87913 6.0% 2/1/2017	1/15/2014	Various	295.53	313.26	(17.73)
Paid down 950.05 Par Value of Freddie Mac Remics 4.0% 3/15/2033	1/15/2014	Various	950.05	1,018.93	(68.88)
Paid down 950.05 Par Value of Freddie Mac Remics 4.5% 2/15/2019	1/15/2014	Various	788.96	826.44	(37.48)
Paid down 15.8 Par Value of Ginnie Mae I Pool #337294 7.5% 1/15/2023	1/15/2014	Various	15.80	15.92	(0.12)
Paid down 48.54 Par Value of Gov Nat'l Mtge Assoc 7.5% 5/16/2027	1/16/2014	Various	48.54	52.42	(3.88)
Paid down 932.35 Par Value of Gov Nat'l Mtge Assoc 5.5% 5/20/2035	1/21/2014	Various	932.35	929.14	3.21
			3,047.34	3,173.23	(125.89)
Paid down 16.23 Par Value of Fannie Mae Pool #542579 7.5% 8/1/2030	2/25/2014	Various	16.23	17.24	(1.01)
Paid down 297.26 Par Value of FHLMC Gold Pool #E87913 6.0% 2/1/2017	2/18/2014	Various	297.26	315.09	(17.83)
Paid down 1621.07 Par Value of Freddie Mac Remics 4.0% 3/15/2033	2/18/2014	Various	1,621.07	1,738.59	(117.52)
Paid down 904.84 Par Value of Freddie Mac Remics 4.5% 2/15/2019	2/18/2014	Various	904.84	947.81	(42.97)
Paid down 15.91 Par Value of Ginnie Mae I Pool #337294 7.5% 1/15/2023	2/18/2014	Various	15.91	16.02	(0.11)
Paid down 56.39 Par Value of Gov Nat'l Mtge Assoc 7.5% 5/16/2027	2/18/2014	Various	56.39	60.90	(4.51)
Paid down 796.98 Par Value of Gov Nat'l Mtge Assoc 5.5% 5/20/2035	2/20/2014	Various	796.98	794.25	2.73
			3,708.68	3,889.90	(181.22)
Paid down 16.34 Par Value of Fannie Mae Pool #542579 7.5% 8/1/2030	3/25/2014	Various	16.34	17.36	(1.02)
Paid down 525.8 Par Value of FHLMC Gold Pool #E87913 6.0% 2/1/2017	3/17/2014	Various	525.80	557.35	(31.55)
Paid down 2121.92 Par Value of Freddie Mac Remics 4.0% 3/15/2033	3/17/2014	Various	2,121.92	2,275.76	(153.84)
Paid down 676.01 Par Value of Freddie Mac Remics 4.5% 2/15/2019	3/17/2014	Various	676.01	708.12	(32.11)
Paid down 16.01 Par Value of Ginnie Mae I Pool #337294 7.5% 1/15/2023	3/17/2014	Various	16.01	16.13	(0.12)
Paid down 118.82 Par Value of Gov Nat'l Mtge Assoc 7.5% 5/16/2027	3/17/2014	Various	118.82	128.33	(9.51)
Paid down 962.38 Par Value of Gov Nat'l Mtge Assoc 5.5% 5/20/2035	3/20/2014	Various	962.38	959.08	3.30
			4,437.28	4,662.13	(224.85)

Description	Date Sold	Date Purchased	Sales Price	Cost Basis	Realized Gain/Loss
Paid down 16.45 Par Value of Fannie Mae Pool #542579 7.5% 8/1/2030	4/25/2014	Various	16.45	17.48	(1.03)
Paid down 301.94 Par Value of FHLMC Gold Pool #E87913 6.0% 2/1/2017	4/15/2014	Various	301.94	320.06	(18.12)
Paid down 2710.21 Par Value of Freddie Mac Remics 4.0% 3/15/2033	4/15/2014	Various	2,710.21	2,906.70	(196.49)
Paid down 843.6 Par Value of Freddie Mac Remics 4.5% 2/15/2019	4/15/2014	Various	843.60	883.67	(40.07)
Paid down 16.12 Par Value of Ginnie Mae I Pool #337294 7.5% 1/15/2023	4/15/2014	Various	16.12	16.24	(0.12)
Paid down 275.45 Par Value of Gov Nat'l Mtge Assoc 7.5% 5/16/2027	4/16/2014	Various	275.45	297.48	(22.03)
Paid down 673.13 Par Value of Gov Nat'l Mtge Assoc 5.5% 5/20/2035	4/21/2014	Various	673.13	670.82	2.31
			4,836.90	5,112.45	(275.55)
Paid down 16.56 Par Value of Fannie Mae Pool #542579 7.5% 8/1/2030	5/27/2014	Various	16.56	17.60	(1.04)
Paid down 303.7 Par Value of FHLMC Gold Pool #E87913 6.0% 2/1/2017	5/15/2014	Various	303.70	321.92	(18.22)
Paid down 2119.16 Par Value of Freddie Mac Remics 4.0% 3/15/2033	5/15/2014	Various	2,119.16	2,272.79	(153.63)
Paid down 726.26 Par Value of Freddie Mac Remics 4.5% 2/15/2019	5/15/2014	Various	726.26	760.76	(34.50)
Paid down 16.23 Par Value of Ginnie Mae I Pool #337294 7.5% 1/15/2023	5/15/2014	Various	16.23	16.35	(0.12)
Paid down 210.91 Par Value of Gov Nat'l Mtge Assoc 7.5% 5/16/2027	5/16/2014	Various	210.91	227.78	(16.87)
Paid down 200,000 Par Value of Gov Nat'l Mtge Assoc 5.5% 5/20/2035	5/20/2014	Various	446.54	445.00	1.54
100,000 PNC Funding Corp	5/19/2014	Various	100,000.00	99,821.00	179.00
			103,839.36	103,883.20	(43.84)
Paid down 18.08 Par Value of Fannie Mae Pool #542579 7.5% 8/1/2030	6/25/2014	Various	18.08	19.21	(1.13)
250,000 Federal Home Loan Banks 5.375% 6/13/2014	6/13/2014	Various	250,000.00	247,535.00	2,465.00
Paid down 305.46 Par Value of FHLMC Gold Pool #E87913 6.0% 2/1/2017	6/16/2014	Various	305.46	323.79	(18.33)
Paid down 2177.02 Par Value of Freddie Mac Remics 4.0% 3/15/2033	6/16/2014	Various	2,177.02	2,334.86	(157.84)
Paid down 250,000 Par Value of Freddie Mac Remics 4.5% 2/15/2019	6/16/2014	Various	411.23	430.77	(19.54)
Paid down 16.34 Par Value of Ginnie Mae I Pool #337294 7.5% 1/15/2023	6/16/2014	Various	16.34	16.46	(0.12)
Paid down 50.42 Par Value of Gov Nat'l Mtge Assoc 7.5% 5/16/2027	6/16/2014	Various	50.42	54.45	(4.03)
50,000 Microsoft Corp	6/2/2014	Various	50,000.00	49,951.00	49.00
500 Carnival Corp	6/23/2014	Various	19,689.56	14,833.29	4,856.27
1000 Dentsply International Inc	6/23/2014	Various	47,407.45	25,021.00	22,386.45
300 Disney Walt Co New	6/23/2014	Various	24,807.44	5,551.22	19,256.22
300 Exxon Mobil Corporation	6/23/2014	Various	31,184.31	10,870.38	20,313.93
200 Int'l Business Machines Corp	6/23/2014	Various	36,372.15	5,419.80	30,952.35
200 Travelers Companies Inc	6/23/2014	Various	18,954.58	9,492.00	9,462.58
1000 Williams Cos Inc	6/23/2014	Various	58,472.70	9,027.63	49,445.07
			539,866.74	380,880.86	158,985.88
Paid down 16.82 Par Value of Fannie Mae Pool #542579 7.5% 8/1/2030	7/25/2014	Various	16.82	17.87	(1.05)
200,000 Federal Home Loan Mtge Corp 5% 7/15/2014	7/15/2014	Various	200,000.00	196,541.80	3,458.20
Paid down 307.23 Par Value of FHLMC Gold Pool #E87913 6.0% 2/1/2017	7/15/2014	Various	307.23	325.67	(18.44)
Paid down 1601.16 Par Value of Freddie Mac Remics 4.0% 3/15/2033	7/15/2014	Various	1,601.16	1,717.24	(116.08)
Paid down 16.44 Par Value of Ginnie Mae I Pool #337294 7.5% 1/15/2023	7/15/2014	Various	16.44	16.56	(0.12)
Paid down 97.02 Par Value of Gov Nat'l Mtge Assoc 7.5% 5/16/2027	7/16/2014	Various	97.02	104.78	(7.76)
			202,038.67	198,723.92	3,314.75



Description	Date Sold	Date Purchased	Sales Price	Cost Basis	Realized Gain/Loss
Paid down 16.92 Par Value of Fannie Mae Pool #542579 7.5% 8/1/2030	8/25/2014	Various	16.92	17.98	(1.06)
Paid down 309.02 Par Value of FHLMC Gold Pool #E87913 6.0% 2/1/2017	8/15/2014	Various	309.02	327.56	(18.54)
Paid down 1785.59 Par Value of Freddie Mac Remics 4.0% 3/15/2033	8/15/2014	Various	1,785.59	1,915.05	(129.46)
Paid down 16.56 Par Value of Ginnie Mae I Pool #337294 7.5% 1/15/2023	8/15/2014	Various	16.56	16.68	(0.12)
Paid down 147.27 Par Value of Gov Nat'l Mtge Assoc 7.5% 5/16/2027	8/18/2014	Various	147.27	159.05	(11.78)
			2,275.36	2,436.32	(160.96)
Paid down 17.04 Par Value of Fannie Mae Pool #542579 7.5% 8/1/2030	9/25/2014	Various	17.04	18.11	(1.07)
Paid down 310.82 Par Value of FHLMC Gold Pool #E87913 6.0% 2/1/2017	9/15/2014	Various	310.82	329.46	(18.64)
Paid down 1428.91 Par Value of Freddie Mac Remics 4.0% 3/15/2033	9/15/2014	Various	1,428.91	1,532.50	(103.59)
Paid down 17.21 Par Value of Ginnie Mae I Pool #337294 7.5% 1/15/2023	9/15/2014	Various	17.21	17.34	(0.13)
Paid down 66.18 Par Value of Gov Nat'l Mtge Assoc 7.5% 5/16/2027	9/16/2014	Various	66.18	71.48	(5.30)
			1,840.16	1,968.89	(128.73)
Paid down 17.17 Par Value of Fannie Mae Pool #542579 7.5% 8/1/2030	10/27/2014	Various	17.17	18.24	(1.07)
Paid down 312.62 Par Value of FHLMC Gold Pool #E87913 6.0% 2/1/2017	10/15/2014	Various	312.62	331.38	(18.76)
Paid down 2094.6 Par Value of Freddie Mac Remics 4.0% 3/15/2033	10/15/2014	Various	2,094.60	2,246.46	(151.86)
Paid down 16.78 Par Value of Ginnie Mae I Pool #337294 7.5% 1/15/2023	10/15/2014	Various	16.78	16.90	(0.12)
Paid down 53.35 Par Value of Gov Nat'l Mtge Assoc 7.5% 5/16/2027	10/16/2014	Various	53.35	57.61	(4.26)
67 CDK Global Inc.	10/1/2014	Various	19.60	11.58	8.02
			2,514.12	2,682.17	(168.05)
100,000 Anheuser-Busch Inbev Worldwide Inc	11/17/2014	Various	100,000.00	111,116.80	(11,116.80)
Paid down 17.28 Par Value of Fannie Mae Pool #542579 7.5% 8/1/2030	11/25/2014	Various	17.28	18.36	(1.08)
75,000 Federal Home Loan Mortgage Corp	11/13/2014	Various	75,000.00	75,204.75	(204.75)
Paid down 314.43 Par Value of FHLMC Gold Pool #E87913 6.0% 2/1/2017	11/17/2014	Various	314.43	333.30	(18.87)
Paid down 1582.73 Par Value of Freddie Mac Remics 4.0% 3/15/2033	11/17/2014	Various	1,582.73	1,697.48	(114.75)
Paid down 16.89 Par Value of Ginnie Mae I Pool #337294 7.5% 1/15/2023	11/17/2014	Various	16.89	17.02	(0.13)
Paid down 80.93 Par Value of Gov Nat'l Mtge Assoc 7.5% 5/16/2027	11/17/2014	Various	80.93	87.41	(6.48)
Capital Gain Distribution - Lord Abbett Developing Growth Fd	11/25/2014	Various	71,382.93	-	71,382.93
			248,395.19	188,475.12	59,920.07
Paid down 17.40 Par Value of Fannie Mae Pool #542579 7.5% 8/1/2030	12/26/2014	Various	17.40	18.49	(1.09)
Paid down 316.26 Par Value of FHLMC Gold Pool #E87913 6.0% 2/1/2017	12/15/2014	Various	316.26	335.24	(18.98)
Paid down 1141.17 Par Value of Freddie Mac Remics 4.0% 3/15/2033	12/15/2014	Various	1,141.17	1,223.91	(82.74)
Paid down 17.01 Par Value of Ginnie Mae I Pool #337294 7.5% 1/15/2023	12/15/2014	Various	17.01	17.13	(0.12)
Paid down 88.07 Par Value of Gov Nat'l Mtge Assoc 7.5% 5/16/2027	12/16/2014	Various	88.07	95.12	(7.05)
Capital Gain Distribution - MFS Int'l Value Fd	12/18/2014	Various	1,106.08	0.00	1,106.08
Capital Gain Distribution - HSBC Opportunity Fd	12/24/2014	Various	58,642.36	0.00	58,642.36
1,000 Kinder Morgan Energy Partners LP	12/2/2014	Various	102,014.30	70,583.00	31,431.30
			163,342.65	72,272.89	91,069.76
<b>2014 Long Term Capital Gain Totals</b>			<b>1,280,142.45</b>	<b>968,161.08</b>	<b>311,981.37</b>



THE DREITZER FOUNDATION INCORPORATED  
Account Number: 10-320070

# Detailed Holdings

As of December 31, 2014  
Reporting Currency: USD

Description	Shares/Par	Total Cost	Current Price	Market Value	% of Total Market Value	Estimated Yield (%)
<b>Cash, Deposits and Money Markets</b>						
FEDERATED PRIME OBLIG INSTL SHS CUSIP 609998AC3	561,941.06	561,941.06	1.00	561,941.06	5.88	0.02
U.S. DOLLAR	0.36	0.36	1.00	0.36	0.00	
<b>TOTAL CASH, DEPOSITS AND MONEY MARKETS</b>		<b>\$561,941.42</b>		<b>\$561,941.42</b>	<b>5.88</b>	

Description	Shares/Par	Total Cost	Average Cost	Current Price	Accrued Income	Total Market Value Including Accrued Income	% of Total Market Value	Estimated Annual Income	Yield to Maturity at Cost (%)
<b>Fixed Income</b>									
<b>US Treasury Bonds &amp; Notes</b>									
UNITED STATES TREASURY NOTE/BOND DTD 11/15/2006 4.625% MTY 11/15/2016 CUSIP 912828FY1, Moody's Aaa	125,000.000	125,703.12	100.56	107.4380	750.60	135,048.10	1.41	5,781.25	4.55
<b>Total US Treasury Bonds &amp; Notes</b>		<b>\$125,703.12</b>			<b>\$750.60</b>	<b>\$135,048.10</b>	<b>1.41</b>	<b>\$5,781.25</b>	

THE DREITZER FOUNDATION INCORPORATED  
Account Number: 10-320070

# Detailed Holdings

As of December 31, 2014  
Reporting Currency: USD

Description	Shares/Par	Total Cost	Average Cost	Current Price	Accrued Income	Total Market Value Including Accrued Income	% of Total Market Value	Estimated Annual Income	Yield to Maturity at Cost (%)
<b>■ Fixed Income (continued)</b>									
GNMA, FNMA, FHLMC, ETC.									
FHLMC GOLD POOL #E87913 DTD 02/01/2002 6.000% MTY 02/01/2017 CUSIP: 3128GQYJ4	8,306.820	8,805.22	106.00	102.2918	41.53	8,538.73	0.09	498.41	0.00
GINNIE MAE I POOL #337294 DTD 01/01/1993 7.500% MTY 01/15/2023 CUSIP: 36224SUT7	2,211.890	2,228.01	100.73	110.4628	13.82	2,457.13	0.03	165.89	0.00
FANNIE MAE POOL #542579 DTD 08/01/2000 7.500% MTY 08/01/2030 CUSIP: 313B5EXG9	1,556.370	1,653.61	106.25	101.6355	9.73	1,591.56	0.02	116.73	0.00
<b>Total GNMA, FNMA, FHLMC, ETC.</b>		<b>\$12,686.84</b>			<b>\$65.08</b>	<b>\$12,587.42</b>	<b>0.13</b>	<b>\$781.03</b>	
US Government CMO'S And REMIC'S									
GOV NATIONAL MORTGAGE ASSOCIATION DTD 05/01/1997 7.500% MTY 05/16/2027 CALLABLE CUSIP: 3837H0S79	8,054.380	8,698.70	108.00	114.0760	50.34	9,238.46	0.10	604.08	0.00
FREDDIE MAC REMICS DTD 03/01/2003 4.000% MTY 03/15/2033 CALLABLE CUSIP: 31393MW98	78,666.420	84,369.73	107.25	104.9800	262.22	82,846.23	0.87	3,146.66	0.00
<b>Total US Government CMO'S And REMIC'S</b>		<b>\$93,068.43</b>			<b>\$312.56</b>	<b>\$92,084.69</b>	<b>0.96</b>	<b>\$3,750.74</b>	

THE DREITZER FOUNDATION INCORPORATED  
Account Number: 10-320070

# Detailed Holdings

As of December 31, 2014  
Reporting Currency: USD

Description	Shares/Par	Total Cost	Average Cost	Current Price	Accrued Income	Total Market Value Including Accrued Income	% of Total Market Value	Estimated Annual Income	Yield to Maturity at Cost (%)
■ Fixed Income (continued)									
US Corporate Obligations									
MORGAN STANLEY DTD 01/26/2010 4 100% MTY 01/26/2015 CUSIP: 61747YCL7, Moody's Baa2	135,000 000	141,573.15	104.87	100.1980	2,383.13	137,650.43	1.44	5,535.00	1.47
JPMORGAN CHASE & CO DTD 04/24/2003 5 250% MTY 05/01/2015 CUSIP: 46625HAX8, Moody's Baa1	200,000.000	193,048.00	96.52	101.4260	1,750.00	204,602.00	2.14	10,500.00	5.84
MICROSOFT CORP DTD 09/27/2010 1 625% MTY 09/25/2015 CUSIP: 594918AG9, Moody's Aaa	50,000 000	51,071.50	102.14	100.9110	216.67	50,672.17	0.53	812.50	1.08
PEPSICO INC DTD 05/10/2011 2 500% MTY 05/10/2016 CALLABLE CUSIP: 713448BT4, Moody's A1	75,000 000	78,081.75	104.11	102.1660	265.63	76,890.13	0.81	1,875.00	1.58
KELLOGG CO DTD 05/21/2009 4 450% MTY 05/30/2016 CALLABLE CUSIP: 487836BB3, Moody's Baa2	40,000 000	43,344.00	108.36	105.1680	153.28	42,220.48	0.44	1,780.00	2.71
FORD MOTOR CREDIT CO LLC DTD 06/12/2012 3 000% MTY 06/12/2017 CUSIP: 345397WD1, Moody's Baa3	100,000 000	101,706.00	101.71	102.6010	158.33	102,759.33	1.08	3,000.00	2.55
CAMPBELL SOUP CO DTD 07/06/2010 3 050% MTY 07/15/2017 CALLABLE CUSIP: 134429AV1, Moody's A3	250,000 000	253,082.50	101.23	103.3960	3,515.97	262,005.97	2.74	7,625.00	2.83
COCA-COLA CO/THE DTD 11/01/2007 5 350% MTY 11/15/2017 CALLABLE CUSIP: 191216AK6, Moody's Aa3	150,000.000	180,340.50	120.23	110.8910	1,025.42	167,361.92	1.75	8,025.00	1.75

THE DREITZER FOUNDATION INCORPORATED  
Account Number: 10-320070

# Detailed Holdings

As of December 31, 2014  
Reporting Currency: USD

Description	Shares/Par	Total Cost	Average Cost	Current Price	Accrued Income	Total Market Value Including Accrued Income	% of Total Market Value	Estimated Annual Income	Yield to Maturity at Cost (%)
<b>■ Fixed Income (continued)</b>									
AT&T INC DTD 02/01/2008 5.500% MTY 02/01/2018 CALLABLE CUSIP: 00206RAJ1, Moody's A3	150,000.000	173,304.00	115.54	110.3890	3,437.50	169,021.00	1.77	8,250.00	2.74
VERIZON COMMUNICATIONS DTD 09/18/2013 3.650% MTY 09/14/2018 CUSIP: 92343VBP8, Moody's Baa1	129,000.000	137,664.93	106.72	105.6730	1,399.47	137,717.64	1.44	4,708.50	1.91
WELLS FARGO & COMPANY DTD 10/28/2013 2.150% MTY 01/15/2019 CUSIP: 949748FQ8, Moody's A2	200,000.000	200,250.00	100.13	100.2640	1,982.78	202,510.78	2.12	4,300.00	2.12
APPLE INC DTD 05/06/2014 2.100% MTY 05/06/2019 CUSIP: 037833AQ3, Moody's Aa1	200,000.000	200,486.00	100.24	101.1350	641.67	202,911.67	2.12	4,200.00	2.05
DOW CHEMICAL CO/THE DTD 05/17/2012 3.050% MTY 05/15/2019 CALLABLE CUSIP: 26054LQG1, Moody's Baa2	200,000.000	200,682.00	100.34	100.2990	779.44	201,377.44	2.11	6,100.00	2.99
<b>Total US Corporate Obligations</b>		<b>\$1,954,634.33</b>			<b>\$17,709.29</b>	<b>\$1,957,700.96</b>	<b>20.50</b>	<b>\$66,711.00</b>	
<b>TOTAL FIXED INCOME</b>		<b>\$2,186,092.72</b>			<b>\$18,837.53</b>	<b>\$2,197,421.17</b>	<b>23.01</b>	<b>\$77,024.02</b>	





THE DREITZER FOUNDATION INCORPORATED  
Account Number: 10-320070

# Detailed Holdings


As of December 31, 2014  
Reporting Currency: USD

Description	Shares/Par	Total Cost	Current Price	Market Value	% of Total Market Value	Estimated Annual Income	Estimated Yield (%)
<b>Equities</b>							
US Common Stocks							
ABBOTT LABS Ticker: ABT, CUSIP: 002824100	2,000.00	5,126.60	45.0200	90,040.00	0.94	1,920.00	2.13
ABBVIE INC Ticker: ABBV, CUSIP: 00287Y109	2,000.00	5,559.37	65.4400	130,880.00	1.37	3,920.00	3.00
ALCOA INC COM Ticker: AA, CUSIP: 013817101	6,000.00	78,763.80	15.7900	94,740.00	0.99	720.00	0.76
AMERICAN ELEC PWR INC Ticker: AEP, CUSIP: 025537101	3,000.00	115,746.00	60.7200	182,160.00	1.91	6,360.00	3.49
AUTOMATIC DATA PROCESSING INC Ticker: ADP, CUSIP: 053015103	2,000.00	81,575.06	83.3700	166,740.00	1.75	3,920.00	2.35
BANK OF AMERICA CORP Ticker: BAC, CUSIP: 060505104	7,000.00	76,300.00	17.8900	125,230.00	1.31	1,400.00	1.12
CARNIVAL CORP Ticker: CCL, CUSIP: 143658300	2,000.00	59,333.14	45.3300	90,660.00	0.95	2,000.00	2.21
CDK GLOBAL INC Ticker: CDK, CUSIP: 12508E101	666.00	11,576.63	40.7600	27,146.16	0.28	319.68	1.18
CHUBB CORP Ticker: CB, CUSIP: 171232101	1,800.00	20,240.40	103.4700	186,246.00	1.95	3,600.00	1.93
CISCO SYSTEMS INC Ticker: CSCO, CUSIP: 17275R102	6,000.00	79,172.10	27.8150	166,890.00	1.75	4,560.00	2.73
CITIGROUP INC Ticker: C, CUSIP: 172967424	175.00	2,806.77	54.1100	9,469.25	0.10	7.00	0.07

THE DREITZER FOUNDATION INCORPORATED  
Account Number: 10-320070

# Detailed Holdings

As of December 31, 2014  
Reporting Currency: USD

Description	Shares/Par	Total Cost	Current Price	Market Value	% of Total Market Value	Estimated Annual Income	Estimated Yield (%)
 <b>Equities (continued)</b>							
COLGATE PALMOLIVE CO Ticker: CL, CUSIP: 194162103	2,000.00	45,240.00	69.1900	138,380.00	1.45	2,880.00	2.08
CONAGRA FOODS INC Ticker: CAG, CUSIP: 205887102	2,000.00	51,356.00	36.2800	72,560.00	0.76	2,000.00	2.76
CVS HEALTH CORPORATION Ticker: CVS, CUSIP: 126650100	2,000.00	28,512.08	96.3100	192,620.00	2.02	2,800.00	1.45
DENTSPLY INTERNATIONAL INC Ticker: XRAY, CUSIP: 249030107	2,000.00	50,042.00	53.2700	106,540.00	1.12	530.00	0.50
DISNEY WALT CO NEW Ticker: DIS, CUSIP: 254687106	2,000.00	37,008.11	94.1900	188,380.00	1.97	2,300.00	1.22
DOW CHEMICAL COMPANY Ticker: DOW, CUSIP: 260543103	2,200.00	58,977.00	45.6100	100,342.00	1.05	3,696.00	3.68
EMC CORP MASS Ticker: EMC, CUSIP: 268648102	3,500.00	38,955.00	29.7400	104,090.00	1.09	1,610.00	1.55
EXXON MOBIL CORPORATION Ticker: XOM, CUSIP: 302316102	1,500.00	54,351.90	92.4500	138,675.00	1.45	4,140.00	2.99
FORD MOTOR CO DEL 'NEW' Ticker: F, CUSIP: 345370860	7,000.00	108,710.00	15.5000	108,500.00	1.14	3,500.00	3.23
FREEMPORT MCMORAN INC Ticker: FCX, CUSIP: 35671D857	2,000.00	67,342.00	23.3600	46,720.00	0.49	2,500.00	5.35
GENERAL ELECTRIC CORP Ticker: GE, CUSIP: 369604103	4,500.00	59,618.33	25.2700	113,715.00	1.19	4,140.00	3.64





THE DREITZER FOUNDATION INCORPORATED  
Account Number: 10-320070

# Detailed Holdings

As of December 31, 2014  
Reporting Currency: USD

Description	Shares/Par	Total Cost	Current Price	Market Value	% of Total Market Value	Estimated Annual Income	Estimated Yield (%)
<b>Equities (continued)</b>							
HOME DEPOT INC Ticker: HD, CUSIP: 437076102	1,000.00	27,890.00	104.9700	104,970.00	1.10	1,880.00	1.79
HONEYWELL INTERNATIONAL INC Ticker: HON, CUSIP: 438516106	1,500.00	33,465.00	99.9200	149,880.00	1.57	3,105.00	2.07
INTL BUSINESS MACHINES CORP Ticker: IBM, CUSIP: 459200101	800.00	21,679.20	160.4400	128,352.00	1.34	3,520.00	2.74
ITT CORP Ticker: ITT, CUSIP: 450911201	1,000.00	12,200.00	40.4600	40,460.00	0.42	440.00	1.09
JOHNSON & JOHNSON Ticker: JNJ, CUSIP: 478160104	1,800.00	67,860.81	104.5700	188,226.00	1.97	5,040.00	2.68
JP MORGAN CHASE & CO Ticker: JPM, CUSIP: 46625H100	2,000.00	82,040.00	62.5800	125,160.00	1.31	3,200.00	2.56
KINDER MORGAN INC Ticker: KMI, CUSIP: 49456B101	2,226.00	92,456.91	42.3100	94,182.06	0.99	3,917.76	4.16
KRAFT FOODS GROUP INC Ticker: KRFT, CUSIP: 50076Q106	1,000.00	30,942.54	62.6600	62,660.00	0.66	2,200.00	3.51
LEXINGTON REALTY TRUST Ticker: LXP, CUSIP: 529043101	3,000.00	21,913.20	10.9800	32,940.00	0.34	2,040.00	6.19
MEDTRONIC INC Ticker: MDT, CUSIP: 585055106	1,800.00	63,794.00	72.2000	129,960.00	1.36	2,196.00	1.69
MERCK & CO INC Ticker: MRK, CUSIP: 58933Y105	807.00	24,242.28	56.7900	45,829.53	0.48	1,452.60	3.17



THE DREITZER FOUNDATION INCORPORATED  
Account Number: 10-320070

# Detailed Holdings

As of December 31, 2014  
Reporting Currency: USD

Description	Shares/Par	Total Cost	Current Price	Market Value	% of Total Market Value	Estimated Annual Income	Estimated Yield (%)
<b>Equities (continued)</b>							
MICROSOFT CORP Ticker: MSFT, CUSIP: 594918104	5,000.00	136,158.53	46.4500	232,250.00	2.43	6,200.00	2.67
MONDELEZ INTERNATIONAL INC A Ticker: MDLZ, CUSIP: 609207105	3,000.00	57,647.46	36.3250	108,975.00	1.14	1,800.00	1.65
NORFOLK SOUTHERN CORP Ticker: NSC, CUSIP: 655844108	1,000.00	40,463.10	109.6100	109,610.00	1.15	2,280.00	2.08
PEPSICO INC Ticker: PEP, CUSIP: 713448108	1,500.00	65,019.17	94.5600	141,840.00	1.49	3,930.00	2.77
PFIZER INC Ticker: PFE, CUSIP: 717081103	1,477.00	26,102.48	31.1500	46,008.55	0.48	1,654.24	3.60
PROCTER & GAMBLE CO Ticker: PG, CUSIP: 742718109	1,000.00	4,523.33	91.0900	91,090.00	0.95	2,574.00	2.83
SCHLUMBERGER LTD Ticker: SLB, CUSIP: 806857108	2,000.00	106,684.67	85.4100	170,820.00	1.79	3,200.00	1.87
STANLEY BLACK & DECKER INC Ticker: SWK, CUSIP: 854502101	1,000.00	29,498.04	96.0800	96,080.00	1.01	2,080.00	2.16
STARWOOD HOTELS & RESORTS Ticker: HOT, CUSIP: 85590A401	1,000.00	16,870.00	81.0700	81,070.00	0.85	1,400.00	1.73
TRAVELERS COMPANIES INC Ticker: TRV, CUSIP: 89417E109	1,800.00	76,618.00	105.8500	190,530.00	1.99	3,960.00	2.08
UNITED TECHNOLOGIES CORP Ticker: UTX, CUSIP: 913017109	1,300.00	72,838.35	115.0000	149,500.00	1.57	3,068.00	2.05





THE DREITZER FOUNDATION INCORPORATED  
Account Number: 10-320070

# Detailed Holdings

As of December 31, 2014  
Reporting Currency: USD

Description	Shares/Par	Total Cost	Current Price	Market Value	% of Total Market Value	Estimated Annual Income	Estimated Yield (%)
<b>Equities (continued)</b>							
US BANCORP NEW Ticker: USB, CUSIP: 902973304	1,000 00	26,190 00	44.9500	44,950 00	0.47	980.00	2.18
WALGREENS BOOTS ALLIANCE INC Ticker: WBA, CUSIP: 931427108	2,000 00	68,261 00	76.2000	152,400 00	1.60	0 00	0.00
WELLS FARGO & CO Ticker: WFC, CUSIP: 949746101	2,000 00	49,939 33	54.8200	109,640 00	1.15	2,800 00	2.55
WILLIAMS COS INC Ticker: WMB, CUSIP: 969457100	4,000 00	36,110 51	44.9400	179,760 00	1.88	9,120 00	5.07
XYLEM INC-W/I Ticker: XYL, CUSIP: 98419M100	2,000 00	32,875 79	38.0700	76,140 00	0.80	1,024 00	1.34
<b>Total US Common Stocks</b>		<b>\$2,460,595.99</b>		<b>\$5,664,006.55</b>	<b>59.30</b>	<b>\$133,884.28</b>	
<b>Global Common Stocks</b>							
POTASH CORP SASKATCHEWAN INC Ticker: POT, CUSIP: 73755L107	2,500.00	74,904 00	35.3200	88,300 00	0.92	3,500 00	3.96
<b>Total Global Common Stocks</b>		<b>\$74,904 00</b>		<b>\$88,300 00</b>	<b>0.92</b>	<b>\$3,500 00</b>	
<b>Closed End Equities Mutual Funds</b>							
ISHARES MSCI EMERGING MARKETS ETF Ticker: EEM, CUSIP: 464287234	235 00	10,220 70	39.2900	9,233 15	0.10	205.86	2.23
<b>Total Closed End Equities Mutual Funds</b>		<b>\$10,220 70</b>		<b>\$9,233.15</b>	<b>0.10</b>	<b>\$205.86</b>	

THE DREITZER FOUNDATION INCORPORATED  
Account Number: 10-320070

# Detailed Holdings

As of December 31, 2014  
Reporting Currency: USD

Description	Shares/Par	Total Cost	Current Price	Market Value	% of Total Market Value	Estimated Annual Income	Estimated Yield (%)
<b>Equities (continued)</b>							
US Equity Mutual Funds							
HARDING LOEVNER INTL EQUITY PORT Ticker: HLMIX, CUSIP: 412295107	9,000.00	153,990.00	17.5600	158,040.00	1.65	0.00	0.00
HSBC OPPORTUNITY FUND CL I Ticker: RESCX, CUSIP: 404281214	20,000.69	178,206.14	14.2600	285,209.83	2.99	1,551.45	0.54
LORD ABBETT DEVELOPING GROWTH FD CL I Ticker: LADYX, CUSIP: 544006505	18,000.54	220,146.57	24.9300	448,753.39	4.70	0.00	0.00
MFS INTERNATIONAL VALUE FUND CL I Ticker: MINIX, CUSIP: 55273E822	4,000.00	133,310.00	34.5400	138,160.00	1.45	3,076.00	2.23
<b>Total US Equity Mutual Funds</b>		<b>\$685,652.71</b>		<b>\$1,030,163.22</b>	<b>10.79</b>	<b>\$4,627.45</b>	
<b>TOTAL EQUITIES</b>		<b>\$3,231,373.40</b>		<b>\$6,791,702.92</b>	<b>71.11</b>	<b>\$142,217.59</b>	
<b>TOTAL MARKET VALUE</b>		<b>\$5,979,407.54</b>		<b>\$9,551,065.51</b>	<b>100.00</b>	<b>\$219,347.45</b>	