



See a Social Security Number? Say Something!
Report Privacy Problems to <https://public.resource.org/privacy>
Or call the IRS Identity Theft Hotline at 1-800-908-4490



Form **990-PF**Department of the Treasury
Internal Revenue Service**Return of Private Foundation**

or Section 4947(a)(1) Trust Treated as Private Foundation

Do not enter social security numbers on this form as it may be made public.

Information about Form 990-PF and its separate instructions is at www.irs.gov/form990pf

OMB No 1545-0052

2014

Open to Public Inspection

For calendar year 2014 or tax year beginning

, 2014, and ending

, 20

Name of foundation **HARDING EDUCATIONAL AND CHARITABLE FOUNDATION**
P61173004A Employer identification number
13-6083440

Number and street (or P.O. box number if mail is not delivered to street address)

Room/suite

B Telephone number (see instructions)

10 S DEARBORN IL1-0117

866-888-5157

City or town, state or province, country, and ZIP or foreign postal code

CHICAGO, IL 60603

G Check all that apply

Initial return

Initial return of a former public charity

Final return

Amended return

Address change

Name change

H Check type of organization

☒ Section 501(c)(3) exempt private foundation☐ Section 4947(a)(1) nonexempt charitable trust☐ Other taxable private foundation

I Fair market value of all assets at

J Accounting method

☒ Cash☐ Accrual

end of year (from Part II, col. (c), line

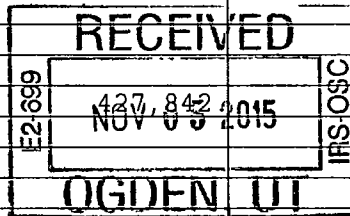
Other (specify) _____

16) \$ 6,485,406.

(Part I, column (d) must be on cash basis)

C If exemption application is
pending, check here ☐D 1 Foreign organizations, check here ☐2 Foreign organizations meeting the
85% test, check here and attach
computation ☐E If private foundation status was terminated
under section 507(b)(1)(A), check here ☐F If the foundation is in a 60-month termination
under section 507(b)(1)(B), check here ☐**Part I Analysis of Revenue and Expenses** (The
total of amounts in columns (b), (c), and (d)
may not necessarily equal the amounts in
column (a) (see instructions))

	(a) Revenue and expenses per books	(b) Net investment income	(c) Adjusted net income	(d) Disbursements for charitable purposes (cash basis only)
1 Contributions, gifts, grants, etc., received (attach schedule)				
2 Check <input checked="" type="checkbox"/> if the foundation is not required to attach Sch. B				
3 Interest on savings and temporary cash investments				
4 Dividends and interest from securities	155,518.	155,518.		
5a Gross rents				
b Net rental income or (loss)				
6a Net gain or (loss) from sale of assets not on line 10	427,842.			
b Gross sales price for all assets on line 6a	928,578.			
7 Capital gain net income (from Part IV, line 2)				
8 Net short-term capital gain				
9 Income modifications				
10a Gross sales less returns and allowances				
b Less Cost of goods sold				
c Gross profit or (loss) (attach schedule)				
11 Other income (attach schedule)	2,137.			STMT 1
12 Total. Add lines 1 through 11	585,497.	583,360.		
13 Compensation of officers, directors, trustees, etc.	79,915.	59,936.		19,979.
14 Other employee salaries and wages		NONE	NONE	
15 Pension plans, employee benefits		NONE	NONE	
16a Legal fees (attach schedule)				
b Accounting fees (attach schedule)				
c Other professional fees (attach schedule)				
17 Interest				
18 Taxes (attach schedule) (see instructions)	9,747.	1,519.		
19 Depreciation (attach schedule) and depletion				
20 Occupancy				
21 Travel, conferences, and meetings		NONE	NONE	
22 Printing and publications		NONE	NONE	
23 Other expenses (attach schedule)				
24 Total operating and administrative expenses. Add lines 13 through 23	89,662.	61,455.	NONE	19,979.
25 Contributions, gifts, grants paid	272,000.			272,000.
26 Total expenses and disbursements. Add lines 24 and 25	361,662.	61,455.	NONE	291,979.
27 Subtract line 26 from line 12				
a Excess of revenue over expenses and disbursements	223,835.			
b Net investment income (if negative, enter -0-)		521,905.		
c Adjusted net income (if negative, enter -0-)				

ENVELOPE
POSTMARK DATE
NOV 02 2015

SCANNED NOV 09 2015

Part II Balance Sheets		Attached schedules and amounts in the description column should be for end-of-year amounts only (See instructions)	Beginning of year	End of year	
			(a) Book Value	(b) Book Value	(c) Fair Market Value
Assets	1	Cash - non-interest-bearing	26,480.	32,584.	32,584.
	2	Savings and temporary cash investments	299,643.	177,922.	177,922.
	3	Accounts receivable ▶ Less allowance for doubtful accounts ▶			
	4	Pledges receivable ▶ Less allowance for doubtful accounts ▶			
	5	Grants receivable			
	6	Receivables due from officers, directors, trustees, and other disqualified persons (attach schedule) (see instructions)			
	7	Other notes and loans receivable (attach schedule) ▶ Less allowance for doubtful accounts ▶	NONE		
	8	Inventories for sale or use			
	9	Prepaid expenses and deferred charges			
	10a	Investments - U S and state government obligations (attach schedule) .			
	b	Investments - corporate stock (attach schedule)	3,050,454.	3,239,121.	5,069,405.
	c	Investments - corporate bonds (attach schedule)	1,006,799.	1,007,582.	1,061,603.
	11	Investments - land, buildings, and equipment basis ▶ Less accumulated depreciation (attach schedule) ▶			
	12	Investments - mortgage loans			
	13	Investments - other (attach schedule)		150,000.	143,892.
	14	Land, buildings, and equipment basis ▶ Less accumulated depreciation (attach schedule) ▶			
15	Other assets (describe ▶)				
16	Total assets (to be completed by all filers - see the instructions. Also, see page 1, item I)	4,383,376.	4,607,209.	6,485,406.	
Liabilities	17	Accounts payable and accrued expenses			
	18	Grants payable			
	19	Deferred revenue			
	20	Loans from officers, directors, trustees, and other disqualified persons .			
	21	Mortgages and other notes payable (attach schedule)			
	22	Other liabilities (describe ▶)			
23	Total liabilities (add lines 17 through 22)		NONE		
Net Assets or Fund Balances	Foundations that follow SFAS 117, check here <input type="checkbox"/> and complete lines 24 through 26 and lines 30 and 31.				
	24	Unrestricted			
	25	Temporarily restricted			
	26	Permanently restricted			
	Foundations that do not follow SFAS 117, <input checked="" type="checkbox"/> check here and complete lines 27 through 31.				
	27	Capital stock, trust principal, or current funds	4,383,376.	4,607,209.	
	28	Paid-in or capital surplus, or land, bldg., and equipment fund			
	29	Retained earnings, accumulated income, endowment, or other funds . .			
30	Total net assets or fund balances (see instructions)	4,383,376.	4,607,209.		
31	Total liabilities and net assets/fund balances (see instructions)	4,383,376.	4,607,209.		

Part III Analysis of Changes in Net Assets or Fund Balances

1	Total net assets or fund balances at beginning of year - Part II, column (a), line 30 (must agree with end-of-year figure reported on prior year's return)	1	4,383,376.
2	Enter amount from Part I, line 27a	2	223,835.
3	Other increases not included in line 2 (itemize) ▶	3	
4	Add lines 1, 2, and 3	4	4,607,211.
5	Decreases not included in line 2 (itemize) ▶ PRIOR PERIOD ADJUSTMENTS	5	2.
6	Total net assets or fund balances at end of year (line 4 minus line 5) - Part II, column (b), line 30	6	4,607,209.

Part IV Capital Gains and Losses for Tax on Investment Income

(a) List and describe the kind(s) of property sold (e.g., real estate, 2-story brick warehouse, or common stock, 200 shs. MLC Co.)			(b) How acquired P - Purchase D - Donation	(c) Date acquired (mo., day, yr.)	(d) Date sold (mo., day, yr.)
1a PUBLICLY TRADED SECURITIES					
b					
c					
d					
e					
(e) Gross sales price	(f) Depreciation allowed (or allowable)	(g) Cost or other basis plus expense of sale	(h) Gain or (loss) (e) plus (f) minus (g)		
a 928,578.		500,736.	427,842.		
b					
c					
d					
e					
Complete only for assets showing gain in column (h) and owned by the foundation on 12/31/69			(i) Gains (Col. (h) gain minus col. (k), but not less than -0-) or Losses (from col. (h))		
(i) F.M.V. as of 12/31/69	(j) Adjusted basis as of 12/31/69	(k) Excess of col. (i) over col. (j), if any			
a			427,842.		
b					
c					
d					
e					
2 Capital gain net income or (net capital loss)			2	427,842.	
3 Net short-term capital gain or (loss) as defined in sections 1222(5) and (6).			3		
If gain, also enter in Part I, line 8, column (c) (see instructions). If (loss), enter -0- in Part I, line 8					

Part V Qualification Under Section 4940(e) for Reduced Tax on Net Investment Income

(For optional use by domestic private foundations subject to the section 4940(a) tax on net investment income.)

If section 4940(d)(2) applies, leave this part blank.

Was the foundation liable for the section 4942 tax on the distributable amount of any year in the base period?

☐ Yes ☒ No

If "Yes," the foundation does not qualify under section 4940(e). Do not complete this part.

(a) Base period years Calendar year (or tax year beginning in)	(b) Adjusted qualifying distributions	(c) Net value of noncharitable-use assets	(d) Distribution ratio (col. (b) divided by col. (c))
2013	282,510.	5,960,095.	0.047400
2012	276,353.	5,491,132.	0.050327
2011	260,210.	5,503,183.	0.047284
2010	257,685.	5,271,363.	0.048884
2009	279,823.	4,717,824.	0.059312
2 Total of line 1, column (d)			2 0.253207
3 Average distribution ratio for the 5-year base period - divide the total on line 2 by 5, or by the number of years the foundation has been in existence if less than 5 years			3 0.050641
4 Enter the net value of noncharitable-use assets for 2014 from Part X, line 5			4 6,445,056.
5 Multiply line 4 by line 3			5 326,384.
6 Enter 1% of net investment income (1% of Part I, line 27b)			6 5,219.
7 Add lines 5 and 6			7 331,603.
8 Enter qualifying distributions from Part XII, line 4			8 291,979.
If line 8 is equal to or greater than line 7, check the box in Part VI, line 1b, and complete that part using a 1% tax rate. See the Part VI instructions.			

Part VI Excise Tax Based on Investment Income (Section 4940(a), 4940(b), 4940(e), or 4948 - see instructions)

1a Exempt operating foundations described in section 4940(d)(2), check here <input type="checkbox"/> and enter "N/A" on line 1. Date of ruling or determination letter _____ (attach copy of letter if necessary - see instructions)		1	10,438.
b Domestic foundations that meet the section 4940(e) requirements in Part V, check here <input type="checkbox"/> and enter 1% of Part I, line 27b.			
c All other domestic foundations enter 2% of line 27b. Exempt foreign organizations enter 4% of Part I, line 12, col (b)			
2 Tax under section 511 (domestic section 4947(a)(1) trusts and taxable foundations only. Others enter -0-)		2	
3 Add lines 1 and 2.		3	10,438.
4 Subtitle A (income) tax (domestic section 4947(a)(1) trusts and taxable foundations only. Others enter -0-)		4	NONE
5 Tax based on investment income. Subtract line 4 from line 3. If zero or less, enter -0-		5	10,438.
6 Credits/Payments			
a 2014 estimated tax payments and 2013 overpayment credited to 2014.	6a	4,928.	
b Exempt foreign organizations - tax withheld at source.	6b	NONE	
c Tax paid with application for extension of time to file (Form 8868).	6c	10,800.	
d Backup withholding erroneously withheld.	6d		
7 Total credits and payments. Add lines 6a through 6d.	7	15,728.	
8 Enter any penalty for underpayment of estimated tax. Check here <input type="checkbox"/> if Form 2220 is attached.	8		
9 Tax due. If the total of lines 5 and 8 is more than line 7, enter amount owed.	9		
10 Overpayment. If line 7 is more than the total of lines 5 and 8, enter the amount overpaid.	10	5,290.	
11 Enter the amount of line 10 to be Credited to 2015 estimated tax.	11	5,290.	Refunded

Part VII-A Statements Regarding Activities

	Yes	No
1a During the tax year, did the foundation attempt to influence any national, state, or local legislation or did it participate or intervene in any political campaign?		X
b Did it spend more than \$100 during the year (either directly or indirectly) for political purposes (see Instructions for the definition)? If the answer is "Yes" to 1a or 1b, attach a detailed description of the activities and copies of any materials published or distributed by the foundation in connection with the activities		X
c Did the foundation file Form 1120-POL for this year?		X
d Enter the amount (if any) of tax on political expenditures (section 4955) imposed during the year (1) On the foundation ► \$ _____ (2) On foundation managers. ► \$ _____		
e Enter the reimbursement (if any) paid by the foundation during the year for political expenditure tax imposed on foundation managers ► \$ _____		
2 Has the foundation engaged in any activities that have not previously been reported to the IRS? If "Yes," attach a detailed description of the activities		X
3 Has the foundation made any changes, not previously reported to the IRS, in its governing instrument, articles of incorporation, or bylaws, or other similar instruments? If "Yes," attach a conformed copy of the changes		X
4a Did the foundation have unrelated business gross income of \$1,000 or more during the year?		X
b If "Yes," has it filed a tax return on Form 990-T for this year?		
5 Was there a liquidation, termination, dissolution, or substantial contraction during the year? If "Yes," attach the statement required by General Instruction T		X
6 Are the requirements of section 508(e) (relating to sections 4941 through 4945) satisfied either • By language in the governing instrument, or • By state legislation that effectively amends the governing instrument so that no mandatory directions that conflict with the state law remain in the governing instrument?	X	
7 Did the foundation have at least \$5,000 in assets at any time during the year? If "Yes," complete Part II, col (c), and Part XV	X	
8a Enter the states to which the foundation reports or with which it is registered (see instructions) ► NY		
b If the answer is "Yes" to line 7, has the foundation furnished a copy of Form 990-PF to the Attorney General (or designate) of each state as required by General Instruction G? If "No," attach explanation	X	
9 Is the foundation claiming status as a private operating foundation within the meaning of section 4942(j)(3) or 4942(j)(5) for calendar year 2014 or the taxable year beginning in 2014 (see instructions for Part XIV)? If "Yes," complete Part XIV.		X
10 Did any persons become substantial contributors during the tax year? If "Yes," attach a schedule listing their names and addresses		X

Form **990-PF** (2014)

Part VII-B Statements Regarding Activities for Which Form 4720 May Be Required (continued)**5a** During the year did the foundation pay or incur any amount to:

- (1) Carry on propaganda, or otherwise attempt to influence legislation (section 4945(e))? ☐ Yes ☒ No
- (2) Influence the outcome of any specific public election (see section 4955), or to carry on, directly or indirectly, any voter registration drive? ☐ Yes ☒ No
- (3) Provide a grant to an individual for travel, study, or other similar purposes? ☐ Yes ☒ No
- (4) Provide a grant to an organization other than a charitable, etc., organization described in section 4945(d)(4)(A)? (see instructions). ☐ Yes ☒ No
- (5) Provide for any purpose other than religious, charitable, scientific, literary, or educational purposes, or for the prevention of cruelty to children or animals? ☐ Yes ☒ No

b If any answer is "Yes" to 5a(1)-(5), did **any** of the transactions fail to qualify under the exceptions described in Regulations section 53.4945 or in a current notice regarding disaster assistance (see instructions)? ☐ Yes ☒ NoOrganizations relying on a current notice regarding disaster assistance check here ☐**c** If the answer is "Yes" to question 5a(4), does the foundation claim exemption from the tax because it maintained expenditure responsibility for the grant? ☐ Yes ☐ No

If "Yes," attach the statement required by Regulations section 53.4945-5(d).

6a Did the foundation, during the year, receive any funds, directly or indirectly, to pay premiums on a personal benefit contract? ☐ Yes ☒ No**b** Did the foundation, during the year, pay premiums, directly or indirectly, on a personal benefit contract? ☐ Yes ☒ No

If "Yes" to 6b, file Form 8870

7a At any time during the tax year, was the foundation a party to a prohibited tax shelter transaction? ☐ Yes ☒ No**b** If "Yes," did the foundation receive any proceeds or have any net income attributable to the transaction? ☐ Yes ☒ No**Part VIII Information About Officers, Directors, Trustees, Foundation Managers, Highly Paid Employees, and Contractors****1** List all officers, directors, trustees, foundation managers and their compensation (see instructions).

(a) Name and address	(b) Title, and average hours per week devoted to position	(c) Compensation (If not paid, enter -0-)	(d) Contributions to employee benefit plans and deferred compensation	(e) Expense account, other allowances
JPMorgan Chase Bank, NA 20 S Dearborn St. Fl 21, Chicago, IL 60603	TRUSTEE 2	71,158	-0-	-0-
Timothy L Thompson 88 Pine Street #21, New York, NY 10005	CO-TRUSTEE 1	8,757	-0-	-0-

2 Compensation of five highest-paid employees (other than those included on line 1 - see instructions). If none, enter "NONE."

(a) Name and address of each employee paid more than \$50,000	(b) Title, and average hours per week devoted to position	(c) Compensation	(d) Contributions to employee benefit plans and deferred compensation	(e) Expense account, other allowances
NONE		NONE	NONE	NONE

Total number of other employees paid over \$50,000 ☐ NONE

Form 990-PF (2014)

Part VIII Information About Officers, Directors, Trustees, Foundation Managers, Highly Paid Employees, and Contractors (continued)**3 Five highest-paid independent contractors for professional services (see instructions). If none, enter "NONE."**

(a) Name and address of each person paid more than \$50,000	(b) Type of service	(c) Compensation
NONE		NONE
Total number of others receiving over \$50,000 for professional services		NONE

Part IX-A Summary of Direct Charitable Activities

List the foundation's four largest direct charitable activities during the tax year. Include relevant statistical information such as the number of organizations and other beneficiaries served, conferences convened, research papers produced, etc	Expenses
1 NONE	
2	
3	
4	

Part IX-B Summary of Program-Related Investments (see instructions)

Describe the two largest program-related investments made by the foundation during the tax year on lines 1 and 2	Amount
1 NONE	
2	
All other program-related investments See instructions	
3 NONE	
Total. Add lines 1 through 3	

Form 990-PF (2014)

Part X Minimum Investment Return (All domestic foundations must complete this part. Foreign foundations, see instructions.)

1	Fair market value of assets not used (or held for use) directly in carrying out charitable, etc., purposes:		
a	Average monthly fair market value of securities	1a	6,204,401.
b	Average of monthly cash balances	1b	338,803.
c	Fair market value of all other assets (see instructions).	1c	NONE
d	Total (add lines 1a, b, and c)	1d	6,543,204.
e	Reduction claimed for blockage or other factors reported on lines 1a and 1c (attach detailed explanation)	1e	
2	Acquisition indebtedness applicable to line 1 assets	2	NONE
3	Subtract line 2 from line 1d	3	6,543,204.
4	Cash deemed held for charitable activities. Enter 1 1/2% of line 3 (for greater amount, see instructions).	4	98,148.
5	Net value of noncharitable-use assets. Subtract line 4 from line 3. Enter here and on Part V, line 4	5	6,445,056.
6	Minimum investment return. Enter 5% of line 5	6	322,253.

Part XI Distributable Amount (see instructions) (Section 4942(j)(3) and (j)(5) private operating foundations and certain foreign organizations check here ☐ and do not complete this part)

1	Minimum investment return from Part X, line 6	1	322,253.
2a	Tax on investment income for 2014 from Part VI, line 5	2a	10,438.
b	Income tax for 2014. (This does not include the tax from Part VI.)	2b	
c	Add lines 2a and 2b	2c	10,438.
3	Distributable amount before adjustments. Subtract line 2c from line 1	3	311,815.
4	Recoveries of amounts treated as qualifying distributions	4	NONE
5	Add lines 3 and 4	5	311,815.
6	Deduction from distributable amount (see instructions).	6	NONE
7	Distributable amount as adjusted Subtract line 6 from line 5 Enter here and on Part XIII, line 1	7	311,815.

Part XII Qualifying Distributions (see instructions)

1	Amounts paid (including administrative expenses) to accomplish charitable, etc., purposes:		
a	Expenses, contributions, gifts, etc. - total from Part I, column (d), line 26	1a	291,979.
b	Program-related investments - total from Part IX-B	1b	
2	Amounts paid to acquire assets used (or held for use) directly in carrying out charitable, etc., purposes	2	NONE
3	Amounts set aside for specific charitable projects that satisfy the:		
a	Suitability test (prior IRS approval required)	3a	NONE
b	Cash distribution test (attach the required schedule)	3b	NONE
4	Qualifying distributions. Add lines 1a through 3b Enter here and on Part V, line 8, and Part XIII, line 4	4	291,979.
5	Foundations that qualify under section 4940(e) for the reduced rate of tax on net investment income. Enter 1% of Part I, line 27b (see instructions)	5	N/A
6	Adjusted qualifying distributions. Subtract line 5 from line 4	6	291,979.

Note. The amount on line 6 will be used in Part V, column (b), in subsequent years when calculating whether the foundation qualifies for the section 4940(e) reduction of tax in those years.

Part XIII Undistributed Income (see instructions)

	(a) Corpus	(b) Years prior to 2013	(c) 2013	(d) 2014
1 Distributable amount for 2014 from Part XI, line 7				311,815.
2 Undistributed income, if any, as of the end of 2014				
a Enter amount for 2013 only			271,432.	
b Total for prior years 20 <u>12</u> , 20____, 20____		NONE		
3 Excess distributions carryover, if any, to 2014				
a From 2009	NONE			
b From 2010	NONE			
c From 2011	NONE			
d From 2012	NONE			
e From 2013	NONE			
f Total of lines 3a through e	NONE			
4 Qualifying distributions for 2014 from Part XII, line 4 ► \$ <u>291,979.</u>				
a Applied to 2013, but not more than line 2a . . .			271,432.	
b Applied to undistributed income of prior years (Election required - see instructions)		NONE		
c Treated as distributions out of corpus (Election required - see instructions)	NONE			
d Applied to 2014 distributable amount				20,547.
e Remaining amount distributed out of corpus . . .	NONE			
5 Excess distributions carryover applied to 2014 . (If an amount appears in column (d), the same amount must be shown in column (a))	NONE			NONE
6 Enter the net total of each column as indicated below:				
a Corpus. Add lines 3f, 4c, and 4e. Subtract line 5	NONE			
b Prior years' undistributed income Subtract line 4b from line 2b		NONE		
c Enter the amount of prior years' undistributed income for which a notice of deficiency has been issued, or on which the section 4942(a) tax has been previously assessed		NONE		
d Subtract line 6c from line 6b Taxable amount - see instructions		NONE		
e Undistributed income for 2013. Subtract line 4a from line 2a Taxable amount - see instructions				
f Undistributed income for 2014. Subtract lines 4d and 5 from line 1 This amount must be distributed in 2015				291,268.
7 Amounts treated as distributions out of corpus to satisfy requirements imposed by section 170(b)(1)(F) or 4942(g)(3) (Election may be required - see instructions)	NONE			
8 Excess distributions carryover from 2009 not applied on line 5 or line 7 (see instructions) . . .	NONE			
9 Excess distributions carryover to 2015. Subtract lines 7 and 8 from line 6a	NONE			
10 Analysis of line 9				
a Excess from 2010 . . .	NONE			
b Excess from 2011 . . .	NONE			
c Excess from 2012 . . .	NONE			
d Excess from 2013 . . .	NONE			
e Excess from 2014 . . .	NONE			

Part XIV Private Operating Foundations (see instructions and Part VII-A, question 9)

NOT APPLICABLE

1a If the foundation has received a ruling or determination letter that it is a private operating foundation, and the ruling is effective for 2014, enter the date of the ruling

b Check box to indicate whether the foundation is a private operating foundation described in section 4942(j)(3) or 4942(j)(5)

	Tax year	Prior 3 years			(e) Total
	(a) 2014	(b) 2013	(c) 2012	(d) 2011	
2a Enter the lesser of the adjusted net income from Part I or the minimum investment return from Part X for each year listed					
b 85% of line 2a					
c Qualifying distributions from Part XII, line 4 for each year listed					
d Amounts included in line 2c not used directly for active conduct of exempt activities					
e Qualifying distributions made directly for active conduct of exempt activities. Subtract line 2d from line 2c					
3 Complete 3a, b, or c for the alternative test relied upon:					
a "Assets" alternative test - enter:					
(1) Value of all assets					
(2) Value of assets qualifying under section 4942(j)(3)(B)(i)					
b "Endowment" alternative test - enter 2/3 of minimum investment return shown in Part X, line 6 for each year listed					
c "Support" alternative test - enter:					
(1) Total support other than gross investment income (interest, dividends, rents, payments on securities loans (section 512(a)(5)), or royalties)					
(2) Support from general public and 5 or more exempt organizations as provided in section 4942(j)(3)(B)(iii)					
(3) Largest amount of support from an exempt organization					
(4) Gross investment income					

Part XV Supplementary Information (Complete this part only if the foundation had \$5,000 or more in assets at any time during the year - see instructions.)**1 Information Regarding Foundation Managers:**

a List any managers of the foundation who have contributed more than 2% of the total contributions received by the foundation before the close of any tax year (but only if they have contributed more than \$5,000). (See section 507(d)(2).)

NONE

b List any managers of the foundation who own 10% or more of the stock of a corporation (or an equally large portion of the ownership of a partnership or other entity) of which the foundation has a 10% or greater interest.

NONE

2 Information Regarding Contribution, Grant, Gift, Loan, Scholarship, etc., Programs:

Check here ☐ if the foundation only makes contributions to preselected charitable organizations and does not accept unsolicited requests for funds. If the foundation makes gifts, grants, etc. (see instructions) to individuals or organizations under other conditions, complete items 2a, b, c, and d.

a The name, address, and telephone number or e-mail address of the person to whom applications should be addressed

SEE STATEMENT 3

b The form in which applications should be submitted and information and materials they should include

SEE ATTACHED STATEMENT FOR LINE 2

c Any submission deadlines:

SEE ATTACHED STATEMENT FOR LINE 2

d Any restrictions or limitations on awards, such as by geographical areas, charitable fields, kinds of institutions, or other factors:

SEE ATTACHED STATEMENT FOR LINE 2

Part XV Supplementary Information (continued)**3 Grants and Contributions Paid During the Year or Approved for Future Payment**

Recipient	If recipient is an individual, show any relationship to any foundation manager or substantial contributor	Foundation status of recipient	Purpose of grant or contribution	Amount
Name and address (home or business)				
a Paid during the year SEE STATEMENT 16				272,000.
Total			▶ 3a	272,000.
b Approved for future payment				
Total			▶ 3b	

Enter gross amounts unless otherwise indicated

17

FORM 990PF, PART I - OTHER INCOME
=====

DESCRIPTION -----	REVENUE AND EXPENSES PER BOOKS -----
DEFERRED INCOME	2,137.

TOTALS	2,137.
	=====

FORM 990PF, PART I - TAXES
=====

DESCRIPTION -----	REVENUE AND EXPENSES PER BOOKS -----	NET INVESTMENT INCOME -----
FOREIGN TAXES	106.	106.
FEDERAL TAX PAYMENT - PRIOR YE	3,300.	
FEDERAL ESTIMATES - INCOME	4,928.	
FOREIGN TAXES ON QUALIFIED FOR	1,364.	1,364.
FOREIGN TAXES ON NONQUALIFIED	49.	49.
	-----	-----
TOTALS	9,747.	1,519.
	=====	=====

HARDING EDUCATIONAL AND CHARITABLE FOUNDATION
FORM 990PF, PART XV - LINES 2a - 2d

13-6083440

=====

RECIPIENT NAME:

Timothy Thompson Esq

ADDRESS:

88 Pine St. Fl 21

New York, NY 10005

RECIPIENT'S PHONE NUMBER: 212 943-0280

FORM, INFORMATION AND MATERIALS:

none

SUBMISSION DEADLINES:

none

RESTRICTIONS OR LIMITATIONS ON AWARDS:

limited to organizations qualified under
IRC Section 501 c 3- no grants are made to
individuals

STATEMENT 3

RECIPIENT NAME:

The Fay School

ADDRESS:

48 MAIN STREET

Southboro, MA 01772

RELATIONSHIP:

NONE

PURPOSE OF GRANT:

GENERAL

FOUNDATION STATUS OF RECIPIENT:

PC

AMOUNT OF GRANT PAID 20,000.

RECIPIENT NAME:

Trustees of Phillips Academy

ADDRESS:

180 MAIN STREET

Andover, MA 01810

RELATIONSHIP:

NONE

PURPOSE OF GRANT:

GENERAL

FOUNDATION STATUS OF RECIPIENT:

PC

AMOUNT OF GRANT PAID 500.

RECIPIENT NAME:

Mass Society for Prevention Cruelty

ADDRESS:

350 S HUNTINGTON AVE

Boston, MA 02130

RELATIONSHIP:

NONE

PURPOSE OF GRANT:

GENERAL

FOUNDATION STATUS OF RECIPIENT:

PC

AMOUNT OF GRANT PAID 10,000.

=====

RECIPIENT NAME:

Museum of Fine Art

ADDRESS:

465 HUNTINGTON AVE

Boston, MA 02115

RELATIONSHIP:

NONE

PURPOSE OF GRANT:

GENERAL

FOUNDATION STATUS OF RECIPIENT:

PC

AMOUNT OF GRANT PAID 10,000.

RECIPIENT NAME:

Boston College High School

ADDRESS:

150 MORRISSEY BLVD

Dorchester, MA 02125

RELATIONSHIP:

NONE

PURPOSE OF GRANT:

GENERAL

FOUNDATION STATUS OF RECIPIENT:

PC

AMOUNT OF GRANT PAID 9,000.

RECIPIENT NAME:

Massachusetts Audubon Society Inc

ADDRESS:

208 SOUTH GREAT ROAD

Lincoln, MA 01773

RELATIONSHIP:

NONE

PURPOSE OF GRANT:

GENERAL

FOUNDATION STATUS OF RECIPIENT:

PC

AMOUNT OF GRANT PAID 10,000.

RECIPIENT NAME:

Dana Farber Cancer Institute Inc
ADDRESS:

450 BROOKLINE AVE BP372
Boston, MA 02215

RELATIONSHIP:

NONE

PURPOSE OF GRANT:

GENERAL

FOUNDATION STATUS OF RECIPIENT:

PC

AMOUNT OF GRANT PAID 15,000.

RECIPIENT NAME:

Massachusetts Citizens For Children
ADDRESS:

14 BEACON STREET, STE 706
Boston, MA 02108

RELATIONSHIP:

NONE

PURPOSE OF GRANT:

GENERAL

FOUNDATION STATUS OF RECIPIENT:

PC

AMOUNT OF GRANT PAID 10,000.

RECIPIENT NAME:

Pine Street Inn
ADDRESS:

444 HARRISON AVE
Boston, MA 02118

RELATIONSHIP:

NONE

PURPOSE OF GRANT:

GENERAL

FOUNDATION STATUS OF RECIPIENT:

PC

AMOUNT OF GRANT PAID 10,000.

RECIPIENT NAME:

Rosie's Place

ADDRESS:

889 HARRISON AVE

Boston, MA 02118

RELATIONSHIP:

NONE

PURPOSE OF GRANT:

GENERAL

FOUNDATION STATUS OF RECIPIENT:

PC

AMOUNT OF GRANT PAID 10,000.

RECIPIENT NAME:

Childrens Hospital

ADDRESS:

300 LONGWOOD AVE

Boston, MA 02115

RELATIONSHIP:

NONE

PURPOSE OF GRANT:

GENERAL

FOUNDATION STATUS OF RECIPIENT:

PC

AMOUNT OF GRANT PAID 10,000.

RECIPIENT NAME:

COMMUNITY CHEST OF PORT WASHINGTON

ADDRESS:

382 MAIN ST

NEW YORK, NY 11050

RELATIONSHIP:

NONE

PURPOSE OF GRANT:

GENERAL

FOUNDATION STATUS OF RECIPIENT:

PC

AMOUNT OF GRANT PAID 2,000.

RECIPIENT NAME:

Plymouth Church of the Pilgrims

ADDRESS:

75 HICKS STREET
Brooklyn, NY 11201

RELATIONSHIP:

NONE

PURPOSE OF GRANT:

GENERAL

FOUNDATION STATUS OF RECIPIENT:

PC

AMOUNT OF GRANT PAID 2,000.

RECIPIENT NAME:

United Methodist Church

ADDRESS:

35 MIDDLE NECK ROAD
Port Washington, NY 11050

RELATIONSHIP:

NONE

PURPOSE OF GRANT:

GENERAL

FOUNDATION STATUS OF RECIPIENT:

PC

AMOUNT OF GRANT PAID 10,000.

RECIPIENT NAME:

Nassau County Coalition Against Dom

ADDRESS:

15 GRUMMAN ROAD W STE 1000
Bethpage, NY 11714

RELATIONSHIP:

NONE

PURPOSE OF GRANT:

GENERAL

FOUNDATION STATUS OF RECIPIENT:

PC

AMOUNT OF GRANT PAID 1,000.

RECIPIENT NAME:

Landmark on Main Street Inc
ADDRESS:

232 MAIN STREET
Port Washington, NY 11050

RELATIONSHIP:

NONE

PURPOSE OF GRANT:

GENERAL

FOUNDATION STATUS OF RECIPIENT:

PC

AMOUNT OF GRANT PAID 17,000.

RECIPIENT NAME:

Port Washington Childrens Center
ADDRESS:

232 MAIN ST., STE 2
Port Washington, NY 11050

RELATIONSHIP:

NONE

PURPOSE OF GRANT:

GENERAL

FOUNDATION STATUS OF RECIPIENT:

PC

AMOUNT OF GRANT PAID 15,000.

RECIPIENT NAME:

Port Washington Library Foundation
ADDRESS:

1 LIBRARY DRIVE
Poet Washington, NY 11050

RELATIONSHIP:

NONE

PURPOSE OF GRANT:

GENERAL

FOUNDATION STATUS OF RECIPIENT:

PC

AMOUNT OF GRANT PAID 1,000.

RECIPIENT NAME:

Hempstead Boys and Girls Club

ADDRESS:

40 WASHINGTON AVE

Hempstead, NY 11550

RELATIONSHIP:

NONE

PURPOSE OF GRANT:

GENERAL

FOUNDATION STATUS OF RECIPIENT:

PC

AMOUNT OF GRANT PAID 4,000.

RECIPIENT NAME:

Green-Wood Historic Fund

ADDRESS:

500 25TH STREET

Brooklyn, NY 11232

RELATIONSHIP:

NONE

PURPOSE OF GRANT:

GENERAL

FOUNDATION STATUS OF RECIPIENT:

PC

AMOUNT OF GRANT PAID 1,000.

RECIPIENT NAME:

Youth Services Opportunity Fund

ADDRESS:

15 RUTHERFORD PLACE

New York, NY 10003

RELATIONSHIP:

NONE

PURPOSE OF GRANT:

GENERAL

FOUNDATION STATUS OF RECIPIENT:

PC

AMOUNT OF GRANT PAID 7,500.

RECIPIENT NAME:

Sanctuary for Families

ADDRESS:

P.O. BOX 1406

New York, NY 10268

RELATIONSHIP:

NONE

PURPOSE OF GRANT:

GENERAL

FOUNDATION STATUS OF RECIPIENT:

PC

AMOUNT OF GRANT PAID 5,000.

RECIPIENT NAME:

Silver Bay Assoc for Christian Conf

ADDRESS:

87 SILVERBAY ROAD

Silver Bay, NY 12874

RELATIONSHIP:

NONE

PURPOSE OF GRANT:

GENERAL

FOUNDATION STATUS OF RECIPIENT:

PC

AMOUNT OF GRANT PAID 5,000.

RECIPIENT NAME:

The Hyde Collection Trust

ADDRESS:

161 WARREN STREET

Glens Falls, NY 12801

RELATIONSHIP:

NONE

PURPOSE OF GRANT:

GENERAL

FOUNDATION STATUS OF RECIPIENT:

PC

AMOUNT OF GRANT PAID 10,000.

HARDING EDUCATIONAL AND CHARITABLE FOUNDATION

13-6083440

FORM 990PF, PART XV, LINE 3a - CONTRIBUTIONS, GIFTS, GRANTS PAID

RECIPIENT NAME:

Getting the Word Out Inc

ADDRESS:

36 CHURCH STREET

Saranac Lake, NY 12983

RELATIONSHIP:

NONE

PURPOSE OF GRANT:

GENERAL

FOUNDATION STATUS OF RECIPIENT:

PC

AMOUNT OF GRANT PAID 10,000.

RECIPIENT NAME:

ADIRONDACK COUNCIL

ADDRESS:

103 HAND AVE

NEW YORK, NY 12932

RELATIONSHIP:

NONE

PURPOSE OF GRANT:

GENERAL

FOUNDATION STATUS OF RECIPIENT:

PC

AMOUNT OF GRANT PAID 1,000.

RECIPIENT NAME:

Lake George Land Conservancy

ADDRESS:

4905 LAKE SHORE DR PO BOX 1250

Bolton Landing, NY 12814

RELATIONSHIP:

NONE

PURPOSE OF GRANT:

GENERAL

FOUNDATION STATUS OF RECIPIENT:

PC

AMOUNT OF GRANT PAID 1,000.

=====

RECIPIENT NAME:

Northshore University Hospital

ADDRESS:

300 COMMUNITY DRIVE

Manhasset, NY 11030

RELATIONSHIP:

NONE

PURPOSE OF GRANT:

GENERAL

FOUNDATION STATUS OF RECIPIENT:

PC

AMOUNT OF GRANT PAID 10,000.

RECIPIENT NAME:

FRIENDS OF THE MONTAUK

ADDRESS:

28 S DELPHI ST

NEW YORK, NY 11954

RELATIONSHIP:

NONE

PURPOSE OF GRANT:

GENERAL

FOUNDATION STATUS OF RECIPIENT:

PC

AMOUNT OF GRANT PAID 1,000.

RECIPIENT NAME:

Feeding America

ADDRESS:

35 E WACKER DRIVE S 2000

Chicago, IL 60601

RELATIONSHIP:

NONE

PURPOSE OF GRANT:

GENERAL

FOUNDATION STATUS OF RECIPIENT:

PC

AMOUNT OF GRANT PAID 15,000.

RECIPIENT NAME:

Helen Keller National Center for Deaf

ADDRESS:

141 MIDDLE NECK ROAD
NEW YORK, NY 11050

RELATIONSHIP:

NONE

PURPOSE OF GRANT:

GENERAL

FOUNDATION STATUS OF RECIPIENT:

PC

AMOUNT OF GRANT PAID 4,000.

RECIPIENT NAME:

Wilderness Society

ADDRESS:

1615 M ST NW, 2TH FL
Washington, DC 20036

RELATIONSHIP:

NONE

PURPOSE OF GRANT:

GENERAL

FOUNDATION STATUS OF RECIPIENT:

PC

AMOUNT OF GRANT PAID 5,000.

RECIPIENT NAME:

Defenders of Wildlife

ADDRESS:

1130 17TH STREET NW
Washington, DC 20036

RELATIONSHIP:

NONE

PURPOSE OF GRANT:

GENERAL

FOUNDATION STATUS OF RECIPIENT:

PC

AMOUNT OF GRANT PAID 5,000.

=====

RECIPIENT NAME:
National Wildlife Foundation
ADDRESS:
11100 WILDLIFE CENTER DRIVE
Reston, VA 20190
RELATIONSHIP:
NONE
PURPOSE OF GRANT:
GENERAL
FOUNDATION STATUS OF RECIPIENT:
PC
AMOUNT OF GRANT PAID 5,000.

RECIPIENT NAME:
Island School
ADDRESS:
3-1875 KAUMULAI HIGHWAY
LIHUE, HI 96766
RELATIONSHIP:
NONE
PURPOSE OF GRANT:
GENERAL
FOUNDATION STATUS OF RECIPIENT:
PC
AMOUNT OF GRANT PAID 5,000.

RECIPIENT NAME:
Mothers Against Drunk Driving
ADDRESS:
511 E JOHN CARPENTER FREEWAY
Irving, TX 75062
RELATIONSHIP:
NONE
PURPOSE OF GRANT:
GENERAL
FOUNDATION STATUS OF RECIPIENT:
PC
AMOUNT OF GRANT PAID 5,000.

HARDING EDUCATIONAL AND CHARITABLE FOUNDATION

13-6083440

FORM 990PF, PART XV, LINE 3a - CONTRIBUTIONS, GIFTS, GRANTS PAID

=====

RECIPIENT NAME:

Sierra Club Foundation

ADDRESS:

85 SECOND ST SUITE 650

San Francisco, CA 94105

RELATIONSHIP:

NONE

PURPOSE OF GRANT:

GENERAL

FOUNDATION STATUS OF RECIPIENT:

PC

AMOUNT OF GRANT PAID 5,000.

RECIPIENT NAME:

BIG BROTHERS AND BIG SISTERS OF NY

ADDRESS:

40 RECTOR STREET

, NY 10006

RELATIONSHIP:

NONE

PURPOSE OF GRANT:

GENERAL

FOUNDATION STATUS OF RECIPIENT:

PC

AMOUNT OF GRANT PAID 5,000.

TOTAL GRANTS PAID:

272,000.

=====

STATEMENT 16

Account Summary

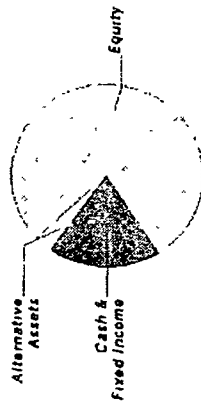
PRINCIPAL

Asset Allocation	Beginning Market Value	Ending Market Value	Change In Value	Estimated Annual Income	Current Allocation
Equity	4,986,544.01	5,069,404.69	82,860.68	81,308.94	79%
Alternative Assets	0.00	143,891.79	143,891.79		2%
Cash & Fixed Income	1,390,013.27	1,239,525.40	(150,487.87)	46,628.05	19%
Market Value	\$6,376,557.28	\$6,452,821.88	\$76,264.60	\$127,936.99	100%


INCOME

Cash Position	Beginning Market Value	Ending Market Value	Change In Value
Cash Balance	26,480.38	32,584.11	6,103.73
Accruals	9,601.60	8,346.80	(1,254.80)
Market Value	\$36,081.98	\$40,930.91	\$4,848.93

Asset Allocation



Manager Allocation *



* J.P. Morgan Managed includes (to the extent permitted under applicable law) mutual funds, other registered funds and hedge funds managed by J.P. Morgan and structured products issued by J.P. Morgan. J.P. Morgan Separately Managed Account includes fixed income equity, and alternative separately managed accounts managed by J.P. Morgan. J.P. Morgan Cash & Liquidity Funds includes cash, J.P. Morgan deposit sweeps and J.P. Morgan money market mutual funds. Third-Party Managed & Other includes mutual funds, exchange traded funds, hedge funds, and separately managed accounts managed by parties other than J.P. Morgan, structured products and exchange traded notes issued by parties other than J.P. Morgan, and other investments not managed or issued by J.P. Morgan. See important information about investment principles and conflicts in the disclosures section.



HARDING ED CHAR FOUNDATION TR ACCT. P61173004
As of 12/31/14



0974673018031000101024
0984073016001000101024

Account Summary CONTINUED

Cost Summary	Cost
Equity	3,239,120.51
Cash & Fixed Income	1,185,504.44
Total	\$4,424,624.95

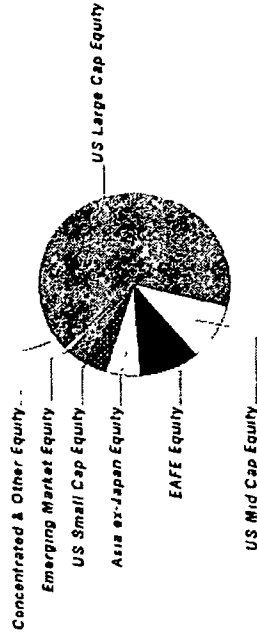
J.P.Morgan



HARDING ED CHAR FOUNDATION TR ACCT. P61173004
As of 12/31/14

Equity Summary

Asset Categories	Beginning Market Value	Ending Market Value	Change In Value	Current Allocation
US Large Cap Equity	3,421,021.72	3,357,227.12	(63,794.60)	52%
US Mid Cap Equity	337,065.10	505,865.92	168,800.82	8%
US Small Cap Equity	423,323.17	225,330.22	(197,992.95)	3%
EAFE Equity	420,714.38	534,163.62	113,449.24	8%
Asia ex-Japan Equity	277,834.82	295,526.35	17,691.53	5%
Emerging Market Equity	106,584.82	110,379.46	3,794.64	2%
Concentrated & Other Equity	0.00	40,912.00	40,912.00	1%
Total Value	\$4,986,544.01	\$5,069,404.69	\$82,860.68	79%



Equity as a percentage of your portfolio - 79 %

Market Value/Cost	Current Period Value
Market Value	5,069,404.69
Tax Cost	3,239,120.51
Unrealized Gain/Loss	1,830,284.18
Estimated Annual Income	81,308.94
Accrued Dividends	5,562.45
Yield	1.60 %

J.P.Morgan



HARDING ED CHAR FOUNDATION TR ACCT. P61173004
As of 12/31/14



0974073018031003101025
0984073016091000101025

Equity Detail

	Price	Quantity	Value	Adjusted Tax Cost Original Cost	Unrealized Gain/Loss	Est. Annual Inc Accrued Div	Yield
US Large Cap Equity							
ABBVIE INC COM 00287Y-10-9 ABBV	65.44	700 000	45,808.00	19,330.89	25,477.11	1,372.00	3.00%
ACE LTD NEW H0023R-10-5 ACE	114.88	200 000	22,976.00	10,288.00	12,688.00	520.00 130.00	2.26%
APPLE INC. 037833-10-0 AAPL	110.38	1,400,000	154,532.00	41,371.00	113,161.00	2,632.00	1.70%
AT&T INC 00206R-10-2 T	33.59	1,175 000	39,468.25	8,964.36	30,503.89	2,209.00	5.60%
BANK OF AMERICA CORP 060505-10-4 BAC	17.89	1,700 000	30,413.00	77,009.83	(46,596.83)	340.00	1.12%
BANK OF NEW YORK MELLON CORP 064058-10-0 BK	40.57	900 000	36,513.00	23,724.00	12,789.00	612.00	1.68%
BAXTER INTERNATIONAL INC 071813-10-9 BAX	73.29	200 000	14,658.00	11,003.00	3,655.00	416.00 104.00	2.84%
BBH CORE SELECT FUND-N 05528X-60-4 BBTE X	22.69	11,554 015	262,160.60	200,000.00	62,160.60	1,663.77	0.63%
BRISTOL MYERS SQUIBB CO 110122-10-8 BMY	59.03	1,400 000	82,642.00	47,295.54	35,346.46	2,072.00 518.00	2.51%
CALIFORNIA RESOURCES COR-W/I 13057Q-10-7 CRC	5.51	120,000	661.20	596.04	65.15		
CARDINAL HEALTH INC 14149Y-10-8 CAH	80.73	200 000	16,146.00	6,319.00	9,827.00	274.00 68.50	1.70%

J.P.Morgan

Page 6 of 13



HARDING ED CHAIR FOUNDATION TR ACCT. P61173004
As of 12/31/14

	Price	Quantity	Value	Adjusted Tax Cost Original Cost	Unrealized Gain/Loss	Est Annual Inc Accrued Div	Yield
US Large Cap Equity							
CELGENE CORPORATION 151020-10-4 CELG	111.86	600,000	67,116.00	16,250.97	50,865.03		
CHEVRON CORP 166764-10-0 CVX	112.18	400,000	44,872.00	22,956.00	21,916.00	1,712.00	3.82%
CITIGROUP INC NEW 172967-42-4 C	54.11	330,000	17,856.30	29,952.02	(12,095.72)	13.20	0.07%
COLGATE PALMOLIVE CO 194162-10-3 CL	69.19	200,000	13,838.00	9,067.00	4,771.00	288.00	2.08%
CONOCOPHILLIPS 20825C-10-4 COP	69.06	200,000	13,812.00	7,633.45	6,178.55	584.00	4.23%
COSTCO WHOLESALE CORP 22160K-10-5 COST	141.75	100,000	14,175.00	12,031.50	2,143.50	142.00	1.00%
CVS HEALTH CORPORATION 126650-10-0 CVS	96.31	900,000	86,679.00	33,154.00	53,525.00	1,260.00	1.45%
DOW CHEMICAL CO 260543-10-3 DOW	45.61	700,000	31,927.00	20,650.00	11,277.00	1,176.00 294.00	3.68%
EDGEWOOD GROWTH FUND-INS 0075W0-75-9 EGF X	20.28	8,481,764	172,010.17	100,000.00	72,010.17		
EXXON MOBIL CORP 30231G-10-2 XOM	92.45	1,400,000	129,430.00	2,736.90	126,693.10	3,864.00	2.99%
GOLDMAN SACHS GROUP INC 38141G-10-4 GS	193.83	100,000	19,383.00	10,141.96	9,241.04	240.00	1.24%
GOOGLE INC CLASS C 38259P-70-6 GOOG	526.40	75,000	39,480.00	20,939.57	18,540.43		
GOOGLE INC CLASS A 38259P-50-8 GOOG L	530.66	75,000	39,799.50	21,006.68	18,792.82		

J.P. Morgan



HARDING ED CHAR FOUNDATION TR ACCT. P61173004
As of 12/31/14

US Large Cap Equity

	Price	Quantity	Value	Adjusted Tax Cost Original Cost	Unrealized Gain/Loss	Est Annual Inc Accrued Div.	Yield
HOME DEPOT INC 437076-10-2 HD	104.97	300,000	31,491.00	18,151.50	13,339.50	564.00	1.79%
HONEYWELL INTERNATIONAL INC 438516-10-6 HON	99.92	750,000	74,940.00	62,630.03	12,309.97	1,552.50	2.07%
INTERNATIONAL BUSINESS MACHINES CORP 459200-10-1 IBM	160.44	800,000	128,352.00	3,301.85	125,050.15	3,520.00	2.74%
JOHNSON & JOHNSON 478160-10-4 JNJ	104.57	900,000	94,113.00	91,045.00	3,068.00	2,520.00	2.68%
JOHNSON CONTROLS INC 478366-10-7 JCI	48.34	2,900,000	140,186.00	50,589.92	89,596.08	3,016.00	2.15%
MERCK AND CO INC 58933Y-10-5 MRK	56.79	1,568,000	89,046.72	84,875.78	4,170.94	2,822.40	3.17%
MICROSOFT CORP 594918-10-4 MSFT	46.45	1,200,000	55,740.00	33,930.00	21,810.00	1,488.00	2.67%
MONDELEZ INTERNATIONAL-W/I 609207-10-5 MDLZ	36.33	1,800,000	65,385.00	57,092.04	8,292.96	1,080.00	1.65%
NEXTERA ENERGY INC 65339F-10-1 NEE	106.29	500,000	53,145.00	41,522.50	11,622.50	1,450.00	2.73%
OCCIDENTAL PETROLEUM CORP 674599-10-5 OXY	80.61	300,000	24,183.00	16,506.96	7,676.04	864.00	3.57%
PARKER-HANNIFIN CORP 701094-10-4 PH	128.95	200,000	25,790.00	11,196.00	14,594.00	504.00	1.95%
PEPSICO INC 713448-10-8 PEP	94.56	370,000	34,967.20	27,359.95	7,627.25	969.40	2.77%
PFIZER INC 717081-10-3 PFE	31.15	1,700,000	52,955.00	56,227.50	(3,272.50)	1,904.00	3.60%

J.P.Morgan



HARDING ED CHAR FOUNDATION TR ACCT P81173004
As of 12/31/14

	Price	Quantity	Value	Adjusted Tax Cost Original Cost	Unrealized Gain/Loss	Est Annual Inc. Accrued Div	Yield
US Large Cap Equity							
PHILLIPS 66 718546-10-4 PSX	71.70	100.000	7,170.00	2,268.55	4,901.45	200.00	2.79%
PRAXAIR INC 74005P-10-4 PX	129.56	200.000	25,912.00	5,608.50	20,303.50	520.00	2.01%
PROCTER & GAMBLE CO 742718-10-9 PG	91.09	1,540.000	140,278.60	55,655.76	84,622.84	3,963.96	2.83%
PRUDENTIAL FINANCIAL INC 744320-10-2 PRU	90.46	550.000	49,753.00	34,308.25	15,444.75	1,276.00	2.56%
QUALCOMM INC 747525-10-3 QCOM	74.33	600.000	44,598.00	25,338.00	19,260.00	1,008.00	2.26%
SCHLUMBERGER LTD 806857-10-8 SLB	85.41	400.000	34,164.00	27,382.00	6,782.00	640.00	1.87%
STARWOOD HOTELS & RESORTS 85590A-40-1 HOT	81.07	400.000	32,428.00	13,554.00	18,874.00	560.00	1.73%
THE TRAVELERS COMPANIES INC. 89417E-10-9 TRV	105.85	500.000	63,510.00	31,207.00	32,303.00	1,320.00	2.08%
TIME WARNER INC NEW 887317-30-3 TWX	85.42	1,300.000	111,046.00	44,283.18	66,762.82	1,651.00	1.49%
UNITED TECHNOLOGIES CORP 913017-10-9 UTX	115.00	1,200.000	138,000.00	37,257.00	100,743.00	2,832.00	2.05%
VERIZON COMMUNICATIONS INC 92343V-10-4 VZ	46.78	900.000	42,102.00	31,810.15	10,291.85	1,980.00	4.70%
WALMART STORES INC 931142-10-3 WMT	85.88	1,200.000	103,056.00	58,422.00	44,634.00	2,304.00	2.24%
WALT DISNEY CO 254687-10-6 DIS	94.19	1,200.000	113,028.00	36,852.00	76,176.00	1,360.00	1.22%



HARDING ED CHAR FOUNDATION TR ACCT. P61173004
As of 12/31/14

US Large Cap Equity

	Price	Quantity	Value	Adjusted Tax Cost Original Cost	Unrealized Gain/Loss	Est. Annual Inc Accrued Div	Yield
WELLS FARGO & CO 949746-10-1 WFC	54.82	1,419,000	77,789.58	87,484.00	(9,694.42)	1,986.60	2.55%
WILLIAMS COMPANIES INC 969457-10-0 WMB	44.94	400,000	17,976.00	10,533.87	7,442.13	912.00	5.07%
XILINX CORP 983919-10-1 XLNX	43.29	1,400,000	60,606.00	31,962.00	28,644.00	1,624.00	2.68%
YUM BRANDS INC 988498-10-1 YUM	72.85	400,000	29,140.00	14,401.00	14,739.00	656.00	2.25%
Total US Large Cap Equity			\$3,357,227.12	\$1,855,178.00	\$1,502,049.12	\$68,457.83 \$5,418.45	2.04%

US Mid Cap Equity

AMG FDS TMSQ MDC GW INST 00170K-74-5 TMDI X	18.54	7,882,330	146,138.40	92,156.85	53,981.55		
ISHARES RUSSELL MIDCAP VALUE INDEX FUND 464287-47-3 IWS	73.76	4,877,000	359,727.52	351,302.91	8,424.61	5,532.72	1.84%
Total US Mid Cap Equity			\$505,865.92	\$443,459.76	\$62,406.16	\$5,532.72	1.31%

US Small Cap Equity

JPM SM CAP CORE FD - SEL FUND 690 4812A1-23-3 VSSC X	54.32	4,148,200	225,330.22	115,527.37	109,802.85	2,679.73	1.19%
--	-------	-----------	------------	------------	------------	----------	-------


J.P.Morgan



HARDING ED CHAR FOUNDATION TR ACCT. P61173004
As of 12/31/14

	Price	Quantity	Value	Adjusted Tax Cost Original Cost	Unrealized Gain/Loss	Est. Annual Inc. Accrued Div	Yield
EAFE Equity							
DODGE & COX INTL STOCK FUND 256206-10-3 DODF X	42 11	9,761 806	411,069.65	363,000.00	48,069.65		
OAKMARK INTERNATIONAL FD-I 413538-20-2 OAKI X	23 34	5,273 949	123,093.97	135,000.00	(11,906.03)		
Total EAFE Equity			\$534,163.62	\$498,000.00	\$36,163.62	\$0.00	0.00%
Asia ex-Japan Equity							
MATTHEWS PACIFIC TIGER FD-IS 577130-83-4 MIPT X	26 56	11,126 745	295,526.35	210,403.11	85,123.24	1,991.68	0.67%
Emerging Market Equity							
VIRTUS EMERGING MKTS OPPOR-I 92828T-88-9 HIEM X	9 89	11,160 714	110,379.46	100,000.00	10,379.46	970.98	0.88%
Concentrated & Other Equity							
COVIDIEN PLC G2554F-11-3 COV	102 28	400 000	40,912.00	16,552.27	24,359.73	576.00 144.00	1.41%

J.P.Morgan



HARDING ED CHAR FOUNDATION TR ACCT P61173004
As of 12/31/14



0974073018031000101028
0984073016001000101028

Alternative Assets Summary

Asset Categories	Beginning Estimated Value	Ending Estimated Value	Change In Value	Current Allocation
Hedge Funds	0.00	143,891.79	143,891.79	2%

Alternative Assets Detail

	Price	Quantity	Estimated Value	Cost
Hedge Funds				
GOTHAM ABSOLUTE RETURN FUND 350873-13-7 GARI X	13.90	5,315.379	73,883.77	75,000.00
INV BALANCED-RISK ALLOC-Y 00141V-69-7 ABRY X	11.64	6,014.435	70,008.02	75,000.00
Total Hedge Funds			\$143,891.79	\$150,000.00

J.P.Morgan

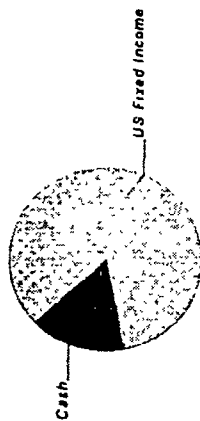


HARDING ED CHAR FOUNDATION TR ACCT. P61173004
As of 12/31/14

Cash & Fixed Income Summary

Asset Categories	Beginning Market Value	Ending Market Value	Change In Value	Current Allocation
Cash	299,643.39	177,922.14	(121,721.25)	3%
US Fixed Income	1,090,369.88	1,061,603.26	(28,766.62)	16%
Total Value	\$1,390,013.27	\$1,239,525.40	(\$150,487.87)	19%

Market Value/Cost	Current Period Value
Market Value	1,239,525.40
Tax Cost	1,185,504.44
Unrealized Gain/Loss	54,020.96
Estimated Annual Income	46,628.05
Accrued Interest	2,784.35
Yield	2.14%



Cash & Fixed Income as a percentage of your portfolio - 19 %

SUMMARY BY MATURITY

Cash & Fixed Income	Market Value	% of Bond Portfolio
0-6 months ¹	912,021.40	74%
1-5 years ¹	327,504.00	26%
Total Value	\$1,239,525.40	100%

¹ The years indicate the number of years until the bond is scheduled to mature based on the statement end date. Some bonds may be called, or paid in full, before their stated maturity

SUMMARY BY TYPE

Cash & Fixed Income	Market Value	% of Bond Portfolio
Cash	177,922.14	14%
Govt and Agency Bonds	327,504.00	26%
Mutual Funds	734,099.26	60%
Total Value	\$1,239,525.40	100%

J.P.Morgan



WARDING ED CHAR FOUNDATION TR ACCT. P61173004
As of 12/31/14

Cash & Fixed Income Detail

	Price	Quantity	Value	Adjusted Tax Cost Original Cost	Unrealized Gain/Loss	Est. Annual Income Accrued Interest	Yield
Cash							
US DOLLAR PRINCIPAL	1.00	177,922.14	177,922.14	177,922.14		53.37 5.45	0.03% ¹
US Fixed Income							
JPM STRAT INC OPP FD - SEL FUND 3844 4812A4-35-1	11.72	18,578.53	217,740.35	217,183.00	557.35	3,102.61	1.42%
JPM TOTAL RETURN FD - SEL FUND 3218 4812A4-43-5	10.05	21,794.65	219,036.18	219,907.97	(871.79)	4,794.82	2.19%
JPM HIGH YIELD FD - SEL FUND 3580 4812C0-80-3	7.59	23,477.14	178,191.50	156,678.83	21,512.67	1,128.16	6.25%
DOUBLELINE TOTAL RET BD-I 258620-10-3	10.97	10,859.73	119,131.23	120,000.00	(868.77)	5,799.09	4.87%
US TREAS 7.25% 05/15/16 912810-DW-5 NR /AAA	109.17	300,000.00	327,504.00	293,812.50	33,691.50	21,750.00 2,778.90	0.53%
Total US Fixed Income			\$1,061,603.26	\$1,007,582.30	\$54,020.96	\$46,574.68 \$2,778.90	2.50%

J.P. Morgan