



See a Social Security Number? Say Something!
Report Privacy Problems to <https://public.resource.org/privacy>
Or call the IRS Identity Theft Hotline at 1-800-908-4490



Return of Private Foundation
or Section 4947(a)(1) Trust Treated as Private Foundation

Department of the Treasury
Internal Revenue Service

▶ Do not enter social security numbers on this form as it may be made public.
▶ Information about Form 990-PF and its separate instructions is at www.irs.gov/form990pf.

For calendar year 2014 or tax year beginning , 2014, and ending , 20

Name of foundation THE TEBIL FOUNDATION, INC		A Employer identification number 13-6082546
Number and street (or P.O. box number if mail is not delivered to street address) C/O EDWARD J. SPEER, CPA	Room/suite 500	B Telephone number (see instructions)
City or town, state or province, country, and ZIP or foreign postal code BOCA RATON, FL 33431		C If exemption application is pending, check here <input type="checkbox"/>
G Check all that apply: <input type="checkbox"/> Initial return <input type="checkbox"/> Initial return of a former public charity <input type="checkbox"/> Final return <input type="checkbox"/> Amended return <input type="checkbox"/> Address change <input type="checkbox"/> Name change		D 1. Foreign organizations, check here <input type="checkbox"/> 2. Foreign organizations meeting the 85% test, check here and attach computation <input type="checkbox"/>
H Check type of organization: <input checked="" type="checkbox"/> Section 501(c)(3) exempt private foundation <input type="checkbox"/> Section 4947(a)(1) nonexempt charitable trust <input type="checkbox"/> Other taxable private foundation		E If private foundation status was terminated under section 507(b)(1)(A), check here <input type="checkbox"/>
I Fair market value of all assets at end of year (from Part II, col. (c), line 16) ▶ \$ 1,101,616.	J Accounting method: <input checked="" type="checkbox"/> Cash <input type="checkbox"/> Accrual <input type="checkbox"/> Other (specify) _____ <small>(Part I, column (d) must be on cash basis.)</small>	F If the foundation is in a 60-month termination under section 507(b)(1)(B), check here <input type="checkbox"/>

Part I Analysis of Revenue and Expenses <small>(The total of amounts in columns (b), (c), and (d) may not necessarily equal the amounts in column (a) (see instructions).)</small>		(a) Revenue and expenses per books	(b) Net investment income	(c) Adjusted net income	(d) Disbursements for charitable purposes (cash basis only)
1 Contributions, gifts, grants, etc., received (attach schedule)					
2 Check <input type="checkbox"/> if the foundation is not required to attach Sch. B					
3 Interest on savings and temporary cash investments		2	2		
4 Dividends and interest from securities		41964	41964		
5a Gross rents					
b Net rental income or (loss)					
6a Net gain or (loss) from sale of assets not on line 10		14847			
b Gross sales price for all assets on line 6a 120,120.					
7 Capital gain net income (from Part IV, line 2)			14847		
8 Net short-term capital gain					
9 Income modifications					
10a Gross sales less returns and allowances					
b Less: Cost of goods sold					
c Gross profit or (loss) (attach schedule)					
11 Other income (attach schedule)					
12 Total. Add lines 1 through 11		56813	56813		
13 Compensation of officers, directors, trustees, etc.					
14 Other employee salaries and wages					
15 Pension plans, employee benefits					
16a Legal fees (attach schedule)					
b Accounting fees (attach schedule)		- 2500			2500
c Other professional fees (attach schedule)					
17 Interest					
18 Taxes (attach schedule) (see instructions)		426	85		
19 Depreciation (attach schedule) and depletion					
20 Occupancy					
21 Travel, conferences, and meetings					
22 Printing and publications					
23 Other expenses (attach schedule)		9124	8874		250
24 Total operating and administrative expenses. Add lines 13 through 23		12050	8959		2750
25 Contributions, gifts, grants paid		66500			66500
26 Total expenses and disbursements. Add lines 24 and 25		78550	8959		69250
27 Subtract line 26 from line 12:					
a Excess of revenue over expenses and disbursements		<21737>			
b Net investment income (if negative, enter -0-)			47854		
c Adjusted net income (if negative, enter -0-)					

SCANNED MAY 26 2015

RECEIVED
MAY 18 2015
OGDEN, UT
723 IRS-OSC

16 P

Part II Balance Sheets		Attached schedules and amounts in the description column should be for end-of-year amounts only. (See instructions.)			
		Beginning of year	End of year		
		(a) Book Value	(b) Book Value	(c) Fair Market Value	
Assets	1	Cash—non-interest-bearing			
	2	Savings and temporary cash investments	8108	18142	18142
	3	Accounts receivable ▶			
		Less: allowance for doubtful accounts ▶			
	4	Pledges receivable ▶			
		Less: allowance for doubtful accounts ▶			
	5	Grants receivable			
	6	Receivables due from officers, directors, trustees, and other disqualified persons (attach schedule) (see instructions)			
	7	Other notes and loans receivable (attach schedule) ▶			
		Less: allowance for doubtful accounts ▶			
	8	Inventories for sale or use			
	9	Prepaid expenses and deferred charges			
	10a	Investments—U.S. and state government obligations (attach schedule)			
	b	Investments—corporate stock (attach schedule)	1077077	1045306	1083474
	c	Investments—corporate bonds (attach schedule)			
	11	Investments—land, buildings, and equipment: basis ▶			
	Less: accumulated depreciation (attach schedule) ▶				
12	Investments—mortgage loans				
13	Investments—other (attach schedule)				
14	Land, buildings, and equipment: basis ▶				
	Less: accumulated depreciation (attach schedule) ▶				
15	Other assets (describe ▶)				
16	Total assets (to be completed by all filers—see the instructions. Also, see page 1, item I)	1085185	1063448	1101616	
Liabilities	17	Accounts payable and accrued expenses			
	18	Grants payable			
	19	Deferred revenue			
	20	Loans from officers, directors, trustees, and other disqualified persons			
	21	Mortgages and other notes payable (attach schedule)			
	22	Other liabilities (describe ▶)			
23	Total liabilities (add lines 17 through 22)	NONE	NONE		
Net Assets or Fund Balances	Foundations that follow SFAS 117, check here and complete lines 24 through 26 and lines 30 and 31. <input type="checkbox"/>				
	24	Unrestricted			
	25	Temporarily restricted			
	26	Permanently restricted			
	Foundations that do not follow SFAS 117, check here and complete lines 27 through 31. <input checked="" type="checkbox"/>				
	27	Capital stock, trust principal, or current funds			
	28	Paid-in or capital surplus, or land, bldg., and equipment fund			
	29	Retained earnings, accumulated income, endowment, or other funds	1085185	1063448	
30	Total net assets or fund balances (see instructions)	1085185	1063448		
31	Total liabilities and net assets/fund balances (see instructions)	1085185	1063448		

Part III Analysis of Changes in Net Assets or Fund Balances

1	Total net assets or fund balances at beginning of year—Part II, column (a), line 30 (must agree with end-of-year figure reported on prior year's return)	1	1085185
2	Enter amount from Part I, line 27a	2	21737
3	Other increases not included in line 2 (itemize) ▶	3	
4	Add lines 1, 2, and 3	4	1063448
5	Decreases not included in line 2 (itemize) ▶	5	
6	Total net assets or fund balances at end of year (line 4 minus line 5)—Part II, column (b), line 30	6	1063448

Part IV Capital Gains and Losses for Tax on Investment Income

(a) List and describe the kind(s) of property sold (e.g., real estate, 2-story brick warehouse; or common stock, 200 shs. MLC Co.)		(b) How acquired P—Purchase D—Donation	(c) Date acquired (mo., day, yr.)	(d) Date sold (mo., day, yr.)
1a	SEE SCHEDULES ATTACHED	P	VAR	VAR
b				
c				
d				
e				
(e) Gross sales price	(f) Depreciation allowed (or allowable)	(g) Cost or other basis plus expense of sale	(h) Gain or (loss) (e) plus (f) minus (g)	
a	120,119	105,272	14,847	
b				
c				
d				
e				
Complete only for assets showing gain in column (h) and owned by the foundation on 12/31/69			(i) Gains (Col. (h) gain minus col. (k), but not less than -0-) or Losses (from col. (h))	
(j) F.M.V. as of 12/31/69	(k) Adjusted basis as of 12/31/69	(l) Excess of col. (j) over col. (k), if any		
a				
b				
c				
d				
e				
2	Capital gain net income or (net capital loss) { If gain, also enter in Part I, line 7 If (loss), enter -0- in Part I, line 7 }		2	14,847
3	Net short-term capital gain or (loss) as defined in sections 1222(5) and (6): If gain, also enter in Part I, line 8, column (c) (see instructions). If (loss), enter -0- in Part I, line 8		3	N/A

Part V Qualification Under Section 4940(e) for Reduced Tax on Net Investment Income

(For optional use by domestic private foundations subject to the section 4940(a) tax on net investment income.)

If section 4940(d)(2) applies, leave this part blank.

Was the foundation liable for the section 4942 tax on the distributable amount of any year in the base period? Yes No
If "Yes," the foundation does not qualify under section 4940(e). Do not complete this part.

1 Enter the appropriate amount in each column for each year, see the instructions before making any entries.

(a) Base period years Calendar year (or tax year beginning in)	(b) Adjusted qualifying distributions	(c) Net value of noncharitable-use assets	(d) Distribution ratio (col. (b) divided by col. (c))	
2013	91159	1139541	.0800	
2012	52000	1143592	.0455	
2011	43500	1167670	.0372	
2010	63750	1190286	.0536	
2009	110467	1208996	.0915	
2	Total of line 1, column (d)		2	.3078
3	Average distribution ratio for the 5-year base period—divide the total on line 2 by 5, or by the number of years the foundation has been in existence if less than 5 years		3	.0616
4	Enter the net value of noncharitable-use assets for 2014 from Part X, line 5		4	1,114,123
5	Multiply line 4 by line 3		5	68,630
6	Enter 1% of net investment income (1% of Part I, line 27b)		6	479
7	Add lines 5 and 6		7	69,109
8	Enter qualifying distributions from Part XII, line 4 If line 8 is equal to or greater than line 7, check the box in Part VI, line 1b, and complete that part using a 1% tax rate. See the Part VI instructions.		8	69,250

Part VI Excise Tax Based on Investment Income (Section 4940(a), 4940(b), 4940(e), or 4948—see instructions)

1a	Exempt operating foundations described in section 4940(d)(2), check here <input type="checkbox"/> and enter "N/A" on line 1. Date of ruling or determination letter: _____ (attach copy of letter if necessary—see instructions)			
b	Domestic foundations that meet the section 4940(e) requirements in Part V, check here <input checked="" type="checkbox"/> and enter 1% of Part I, line 27b	1	479	
c	All other domestic foundations enter 2% of line 27b. Exempt foreign organizations enter 4% of Part I, line 12, col. (b).			
2	Tax under section 511 (domestic section 4947(a)(1) trusts and taxable foundations only. Others enter -0-)	2	-0-	
3	Add lines 1 and 2	3	479	
4	Subtitle A (income) tax (domestic section 4947(a)(1) trusts and taxable foundations only. Others enter -0-)	4	-0-	
5	Tax based on investment income. Subtract line 4 from line 3. If zero or less, enter -0-	5	479	
6	Credits/Payments:			
a	2014 estimated tax payments and 2013 overpayment credited to 2014	6a		
b	Exempt foreign organizations—tax withheld at source	6b		
c	Tax paid with application for extension of time to file (Form 8868)	6c		
d	Backup withholding erroneously withheld	6d		
7	Total credits and payments. Add lines 6a through 6d	7		
8	Enter any penalty for underpayment of estimated tax. Check here <input type="checkbox"/> if Form 2220 is attached	8		
9	Tax due. If the total of lines 5 and 8 is more than line 7, enter amount owed	9	479	
10	Overpayment. If line 7 is more than the total of lines 5 and 8, enter the amount overpaid	10		
11	Enter the amount of line 10 to be: Credited to 2015 estimated tax <input type="checkbox"/> Refunded <input type="checkbox"/>	11		

Part VII-A Statements Regarding Activities

	Yes	No
1a		✓
1b		✓
1c		✓
2		✓
3		✓
4a		✓
4b	N/A	
5		✓
6	✓	
7	✓	
8a		
8b	✓	
9		✓
10		✓

Part VII-A Statements Regarding Activities (continued)

11	At any time during the year, did the foundation, directly or indirectly, own a controlled entity within the meaning of section 512(b)(13)? If "Yes," attach schedule (see instructions)	11		✓
12	Did the foundation make a distribution to a donor advised fund over which the foundation or a disqualified person had advisory privileges? If "Yes," attach statement (see instructions)	12		✓
13	Did the foundation comply with the public inspection requirements for its annual returns and exemption application? Website address ▶	13	✓	
14	The books are in care of ▶ <u>EDWARD I SPEER, CPA</u> Telephone no. ▶ <u>561-368-6860</u> Located at ▶ <u>5550 GLADES RD., SUITE 500, BOCA RATON, FL</u> ZIP+4 ▶ <u>33431</u>			
15	Section 4947(a)(1) nonexempt charitable trusts filing Form 990-PF in lieu of Form 1041—Check here. ▶ <input type="checkbox"/> and enter the amount of tax-exempt interest received or accrued during the year ▶ 15			
16	At any time during calendar year 2014, did the foundation have an interest in or a signature or other authority over a bank, securities, or other financial account in a foreign country? See the instructions for exceptions and filing requirements for FinCEN Form 114, (formerly TD F 90-22.1). If "Yes," enter the name of the foreign country ▶	16	Yes	No ✓

Part VII-B Statements Regarding Activities for Which Form 4720 May Be Required

File Form 4720 if any item is checked in the "Yes" column, unless an exception applies.

		Yes	No
1a	During the year did the foundation (either directly or indirectly):		
	(1) Engage in the sale or exchange, or leasing of property with a disqualified person? <input type="checkbox"/> Yes <input checked="" type="checkbox"/> No		
	(2) Borrow money from, lend money to, or otherwise extend credit to (or accept it from) a disqualified person? <input type="checkbox"/> Yes <input checked="" type="checkbox"/> No		
	(3) Furnish goods, services, or facilities to (or accept them from) a disqualified person? <input type="checkbox"/> Yes <input checked="" type="checkbox"/> No		
	(4) Pay compensation to, or pay or reimburse the expenses of, a disqualified person? <input type="checkbox"/> Yes <input checked="" type="checkbox"/> No		
	(5) Transfer any income or assets to a disqualified person (or make any of either available for the benefit or use of a disqualified person)? <input type="checkbox"/> Yes <input checked="" type="checkbox"/> No		
	(6) Agree to pay money or property to a government official? (Exception. Check "No" if the foundation agreed to make a grant to or to employ the official for a period after termination of government service, if terminating within 90 days.) <input type="checkbox"/> Yes <input checked="" type="checkbox"/> No		
b	If any answer is "Yes" to 1a(1)–(6), did any of the acts fail to qualify under the exceptions described in Regulations section 53.4941(d)-3 or in a current notice regarding disaster assistance (see instructions)? Organizations relying on a current notice regarding disaster assistance check here ▶ <input type="checkbox"/>	1b	NA
c	Did the foundation engage in a prior year in any of the acts described in 1a, other than excepted acts, that were not corrected before the first day of the tax year beginning in 2014?	1c	✓
2	Taxes on failure to distribute income (section 4942) (does not apply for years the foundation was a private operating foundation defined in section 4942(j)(3) or 4942(j)(5)):		
a	At the end of tax year 2014, did the foundation have any undistributed income (lines 6d and 6e, Part XIII) for tax year(s) beginning before 2014? If "Yes," list the years ▶ 20____, 20____, 20____, 20____ <input type="checkbox"/> Yes <input checked="" type="checkbox"/> No		
b	Are there any years listed in 2a for which the foundation is not applying the provisions of section 4942(a)(2) (relating to incorrect valuation of assets) to the year's undistributed income? (If applying section 4942(a)(2) to all years listed, answer "No" and attach statement—see instructions.)	2b	NA
c	If the provisions of section 4942(a)(2) are being applied to any of the years listed in 2a, list the years here. ▶ 20____, 20____, 20____, 20____		
3a	Did the foundation hold more than a 2% direct or indirect interest in any business enterprise at any time during the year? <input type="checkbox"/> Yes <input checked="" type="checkbox"/> No		
b	If "Yes," did it have excess business holdings in 2014 as a result of (1) any purchase by the foundation or disqualified persons after May 26, 1969; (2) the lapse of the 5-year period (or longer period approved by the Commissioner under section 4943(c)(7)) to dispose of holdings acquired by gift or bequest; or (3) the lapse of the 10-, 15-, or 20-year first phase holding period? (Use Schedule C, Form 4720, to determine if the foundation had excess business holdings in 2014.)	3b	NA
4a	Did the foundation invest during the year any amount in a manner that would jeopardize its charitable purposes?	4a	✓
b	Did the foundation make any investment in a prior year (but after December 31, 1969) that could jeopardize its charitable purpose that had not been removed from jeopardy before the first day of the tax year beginning in 2014?	4b	✓

Part VII-B Statements Regarding Activities for Which Form 4720 May Be Required (continued)

5a During the year did the foundation pay or incur any amount to:

(1) Carry on propaganda, or otherwise attempt to influence legislation (section 4945(e))? Yes No

(2) Influence the outcome of any specific public election (see section 4955); or to carry on, directly or indirectly, any voter registration drive? Yes No

(3) Provide a grant to an individual for travel, study, or other similar purposes? Yes No

(4) Provide a grant to an organization other than a charitable, etc., organization described in section 4945(d)(4)(A)? (see instructions) Yes No

(5) Provide for any purpose other than religious, charitable, scientific, literary, or educational purposes, or for the prevention of cruelty to children or animals? Yes No

b If any answer is "Yes" to 5a(1)–(5), did any of the transactions fail to qualify under the exceptions described in Regulations section 53.4945 or in a current notice regarding disaster assistance (see instructions)? Yes No 5b N/A

Organizations relying on a current notice regarding disaster assistance check here

c If the answer is "Yes" to question 5a(4), does the foundation claim exemption from the tax because it maintained expenditure responsibility for the grant? Yes No

If "Yes," attach the statement required by Regulations section 53.4945–5(d).

6a Did the foundation, during the year, receive any funds, directly or indirectly, to pay premiums on a personal benefit contract? Yes No

b Did the foundation, during the year, pay premiums, directly or indirectly, on a personal benefit contract? Yes No 6b ✓

If "Yes" to 6b, file Form 8870.

7a At any time during the tax year, was the foundation a party to a prohibited tax shelter transaction? Yes No

b If "Yes," did the foundation receive any proceeds or have any net income attributable to the transaction? Yes No 7b N/A

Part VIII Information About Officers, Directors, Trustees, Foundation Managers, Highly Paid Employees, and Contractors

1 List all officers, directors, trustees, foundation managers and their compensation (see instructions).

(a) Name and address	(b) Title, and average hours per week devoted to position	(c) Compensation (If not paid, enter -0-)	(d) Contributions to employee benefit plans and deferred compensation	(e) Expense account, other allowances
STEVEN M. LOEB ONE LIBERTY PLAZA, NY, NY 10006	PRES. / TREAS AS RECD	-0-	-0-	-0-
FERN S. LOEB	VP / SEC'Y AS RECD	-0-	-0-	-0-
MICHAEL R. CHAYET ONE LIBERTY PLAZA, NY, NY 10006	DIRECTOR AS RECD	-0-	-0-	-0-

2 Compensation of five highest-paid employees (other than those included on line 1—see instructions). If none, enter "NONE."

(a) Name and address of each employee paid more than \$50,000	(b) Title, and average hours per week devoted to position	(c) Compensation	(d) Contributions to employee benefit plans and deferred compensation	(e) Expense account, other allowances
NONE				

Total number of other employees paid over \$50,000 ▶ NONE

Part VIII Information About Officers, Directors, Trustees, Foundation Managers, Highly Paid Employees, and Contractors (continued)

3 Five highest-paid independent contractors for professional services (see instructions). If none, enter "NONE."

(a) Name and address of each person paid more than \$50,000	(b) Type of service	(c) Compensation
NONE		

Total number of others receiving over \$50,000 for professional services **NONE**

Part IX-A Summary of Direct Charitable Activities

List the foundation's four largest direct charitable activities during the tax year. Include relevant statistical information such as the number of organizations and other beneficiaries served, conferences convened, research papers produced, etc.

1	Expenses
N/A	
2	
3	
4	

Part IX-B Summary of Program-Related Investments (see instructions)

Describe the two largest program-related investments made by the foundation during the tax year on lines 1 and 2.

1	Amount
N/A	
2	
All other program-related investments. See instructions.	
3	
N/A	

Total. Add lines 1 through 3 **N/A**

Part X Minimum Investment Return (All domestic foundations must complete this part. Foreign foundations, see instructions.)

1	Fair market value of assets not used (or held for use) directly in carrying out charitable, etc., purposes:		
a	Average monthly fair market value of securities	1a	1 115 554
b	Average of monthly cash balances	1b	15 535
c	Fair market value of all other assets (see instructions)	1c	
d	Total (add lines 1a, b, and c)	1d	1 131 089
e	Reduction claimed for blockage or other factors reported on lines 1a and 1c (attach detailed explanation)	1e	
2	Acquisition indebtedness applicable to line 1 assets	2	
3	Subtract line 2 from line 1d	3	1 131 089
4	Cash deemed held for charitable activities. Enter 1 1/2 % of line 3 (for greater amount, see instructions)	4	16 966
5	Net value of noncharitable-use assets. Subtract line 4 from line 3. Enter here and on Part V, line 4	5	1 114 123
6	Minimum investment return. Enter 5% of line 5	6	55 706

Part XI Distributable Amount (see instructions) (Section 4942(j)(3) and (j)(5) private operating foundations and certain foreign organizations check here and do not complete this part.)

1	Minimum investment return from Part X, line 6		1	55 706
2a	Tax on investment income for 2014 from Part VI, line 5	2a	4 79	
b	Income tax for 2014. (This does not include the tax from Part VI.)	2b		
c	Add lines 2a and 2b	2c	4 79	
3	Distributable amount before adjustments. Subtract line 2c from line 1	3	55 227	
4	Recoveries of amounts treated as qualifying distributions	4		
5	Add lines 3 and 4	5	55 227	
6	Deduction from distributable amount (see instructions)	6		
7	Distributable amount as adjusted. Subtract line 6 from line 5. Enter here and on Part XIII, line 1	7	55 227	

Part XII Qualifying Distributions (see instructions)

1	Amounts paid (including administrative expenses) to accomplish charitable, etc., purposes:		
a	Expenses, contributions, gifts, etc.—total from Part I, column (d), line 26	1a	69 250
b	Program-related investments—total from Part IX-B	1b	
2	Amounts paid to acquire assets used (or held for use) directly in carrying out charitable, etc., purposes	2	
3	Amounts set aside for specific charitable projects that satisfy the:		
a	Suitability test (prior IRS approval required)	3a	
b	Cash distribution test (attach the required schedule)	3b	
4	Qualifying distributions. Add lines 1a through 3b. Enter here and on Part V, line 8, and Part XIII, line 4	4	69 250
5	Foundations that qualify under section 4940(e) for the reduced rate of tax on net investment income. Enter 1% of Part I, line 27b (see instructions)	5	4 79
6	Adjusted qualifying distributions. Subtract line 5 from line 4	6	68 771

Note. The amount on line 6 will be used in Part V, column (b), in subsequent years when calculating whether the foundation qualifies for the section 4940(e) reduction of tax in those years.

Part XIII Undistributed Income (see instructions)

	(a) Corpus	(b) Years prior to 2013	(c) 2013	(d) 2014
1 Distributable amount for 2014 from Part XI, line 7				55227
2 Undistributed income, if any, as of the end of 2014:				
a Enter amount for 2013 only				
b Total for prior years: 20____, 20____, 20____				
3 Excess distributions carryover, if any, to 2014:				
a From 2009				111156
b From 2010				63750
c From 2011				43500
d From 2012				52000
e From 2013				91500
f Total of lines 3a through e	361906			
4 Qualifying distributions for 2014 from Part XII, line 4: ▶ \$ 69,250				
a Applied to 2013, but not more than line 2a				
b Applied to undistributed income of prior years (Election required—see instructions)				
c Treated as distributions out of corpus (Election required—see instructions)	69250			
d Applied to 2014 distributable amount				
e Remaining amount distributed out of corpus				
5 Excess distributions carryover applied to 2014 (If an amount appears in column (d), the same amount must be shown in column (a).)	55227			55227
6 Enter the net total of each column as indicated below:				
a Corpus. Add lines 3f, 4c, and 4e. Subtract line 5	375929			
b Prior years' undistributed income. Subtract line 4b from line 2b				
c Enter the amount of prior years' undistributed income for which a notice of deficiency has been issued, or on which the section 4942(a) tax has been previously assessed				
d Subtract line 6c from line 6b. Taxable amount—see instructions				
e Undistributed income for 2013. Subtract line 4a from line 2a. Taxable amount—see instructions				
f Undistributed income for 2014. Subtract lines 4d and 5 from line 1. This amount must be distributed in 2015				-0-
7 Amounts treated as distributions out of corpus to satisfy requirements imposed by section 170(b)(1)(F) or 4942(g)(3) (Election may be required—see instructions)				
8 Excess distributions carryover from 2009 not applied on line 5 or line 7 (see instructions)	55929			
9 Excess distributions carryover to 2015. Subtract lines 7 and 8 from line 6a	320000			
10 Analysis of line 9:				
a Excess from 2010				63750
b Excess from 2011				43500
c Excess from 2012				52000
d Excess from 2013				91500
e Excess from 2014				69250

Part XIV Private Operating Foundations (see instructions and Part VII-A, question 9) *NOT APPLICABLE*

- 1a If the foundation has received a ruling or determination letter that it is a private operating foundation, and the ruling is effective for 2014, enter the date of the ruling ▶
- b Check box to indicate whether the foundation is a private operating foundation described in section 4942(j)(3) or 4942(j)(5)

	Tax year				(e) Total
	(a) 2014	(b) 2013	(c) 2012	(d) 2011	
2a Enter the lesser of the adjusted net income from Part I or the minimum investment return from Part X for each year listed					
b 85% of line 2a					
c Qualifying distributions from Part XII, line 4 for each year listed					
d Amounts included in line 2c not used directly for active conduct of exempt activities					
e Qualifying distributions made directly for active conduct of exempt activities. Subtract line 2d from line 2c					
3 Complete 3a, b, or c for the alternative test relied upon:					
a "Assets" alternative test—enter:					
(1) Value of all assets					
(2) Value of assets qualifying under section 4942(j)(3)(B)(i)					
b "Endowment" alternative test—enter 2/3 of minimum investment return shown in Part X, line 6 for each year listed					
c "Support" alternative test—enter:					
(1) Total support other than gross investment income (interest, dividends, rents, payments on securities loans (section 512(a)(5)), or royalties)					
(2) Support from general public and 5 or more exempt organizations as provided in section 4942(j)(3)(B)(iii)					
(3) Largest amount of support from an exempt organization					
(4) Gross investment income					

Part XV Supplementary Information (Complete this part only if the foundation had \$5,000 or more in assets at any time during the year—see instructions.)

- 1 **Information Regarding Foundation Managers:**
- a List any managers of the foundation who have contributed more than 2% of the total contributions received by the foundation before the close of any tax year (but only if they have contributed more than \$5,000). (See section 507(d)(2).)
NONE
- b List any managers of the foundation who own 10% or more of the stock of a corporation (or an equally large portion of the ownership of a partnership or other entity) of which the foundation has a 10% or greater interest.
NONE
- 2 **Information Regarding Contribution, Grant, Gift, Loan, Scholarship, etc., Programs:**
Check here if the foundation only makes contributions to preselected charitable organizations and does not accept unsolicited requests for funds. If the foundation makes gifts, grants, etc. (see instructions) to individuals or organizations under other conditions, complete items 2a, b, c, and d.
- a The name, address, and telephone number or e-mail address of the person to whom applications should be addressed:
N/A
- b The form in which applications should be submitted and information and materials they should include:
MA
- c Any submission deadlines:
MA
- d Any restrictions or limitations on awards, such as by geographical areas, charitable fields, kinds of institutions, or other factors:
N/A

Part XV Supplementary Information (continued)

3 Grants and Contributions Paid During the Year or Approved for Future Payment

Recipient Name and address (home or business)	If recipient is an individual, show any relationship to any foundation manager or substantial contributor	Foundation status of recipient	Purpose of grant or contribution	Amount
<p>a Paid during the year</p> <p>SCHEDULE ATTACHED</p>				<p>66,500</p>
<p>Total ▶</p>				<p>3a 66,500</p>
<p>b Approved for future payment</p>				
<p>Total ▶</p>				<p>3b NONE</p>

THE TEBIL FOUNDATION, INC.

#13-6082546

2014

FORM 990-PF

PART IV - CAPITAL GAINS

Thru UBS #1 (see schedule)	6,230
Thru UBS #2 (see schedule)	<u>8,617</u>
	<u>14,847</u>

Schedule-Capital Transactions

Page:

Name: THE TEBIL FOUNDATION
UBS # 1

ID No.: 13-6082546
 Year Ended: 2014

No. Shares Or Bonds	Description	Date		Sales Price	Cost or Other Basis	Gain or (Loss)		
		Acq.	Sold					
659.341	Lord Abbett SMT. Dur. Div. FD-A	7/21/09	1/9/14	3000	2940	59		
6593.407	Lord Abbett SMT. Dur. Div. FD-A	7/21/09	4/23/14	30000	29407	592		
59.701	FRANKLIN TEMPLETON GLO. B. FD-A	12/1/10	7/14/14	800	808	8		
5543.237	Lord Abbett SMT. Dur. Div. FD-F	7/21/09	9/26/14	25000	24723	276		
1111.111	Lord Abbett SMT. Dur. Div. FD-F	7/21/09	10/1/14	5000	4955	44		
424.088	JPM STRAT. INCH OPS. FD. CL-S	12/1/10	11/14/14	5000	4982	17		
851.064	JPM STRAT. INCH OPS. FD. CL-S	12/1/10	12/29/14	10000	9979	21		
	LTC & DISTRIBUTION							
	ANG YACHTMAN EXCUSED FD		12/29/14	5248	44	5248		
TOTALS						84048	77818	6229
NET SHORT-TERM G(L)								
NET LONG-TERM G(L)								6229

Schedule-Capital Transactions

Name: THE TEOIL FOUNDATION, INC
UBS # Y6 - 06260 VV UAS # 2

ID No.:
 Year Ended: 2014

No. Shares Or Bonds	Description	Date		Sales Price	Cost or Other Basis	Gain or (Loss)
		Acq.	Sold			
52	LORILLARD INC	12/28/10 + 6/7/13	1/2/14	2604	7436	1168 24
23	PHILIP MORRIS INTL INC	12/28/10	1/2/14	1980	1346	633 76
38	PUBLIC SERVICE ENTER. GRP	12/28/10 - 6/7/13	1/2/14	1195	1198	2 42
30	WILLEVER NY NY SWS NEW	12/28/10	1/4/14	1169	929	230 26
32	NEWMONT MINING CORP	2/4+6/7/13	1/5/14	757	1414	657 49
10	BHP BILLITON LTD SPON ADR	12/28/10	1/6/14	667	919	251 91
37	DEERE + CO	12/28/10 + 2/19/12	1/2/14	3203	3088	115 05
71	AT&T INC.	12/28/10 - 6/7/13	2/5/14	2285	2094	190 63
18	COCA COLA CO	12/28/10	3/18/14	691	588	102 40
38	KINDER MORGAN INC	2/8+6/7/13	5/1+5/2/14	1238	1426	188 38
0611	VERITY CORP	7/15/13	7/2/14	22	21	40
24	VF CORP	12/28/10	8/18+8/19/14	1498	521	977 35
16	COCA COLA CO	12/28/10	8/22/14	660	523	137 32
11	GENERAL MILLS INC	12/28/10	8/22/14	582	391	190 80
7	PHILIP MORRIS INTL INC	12/28/10	8/22/14	591	409	181 42
13	DIAGEO PLC NEW GB SP ADR	12/28/10	8/25+8/26/14	1544	965	578 82
6	PRUDENTIAL FINL. INC	12/28/10	8/27/14	541	357	184 05
8	BHP BILLITON LTD SPON ADR	12/28/10	8/27/14	556	735	178 32
9	ENBRIDGE INC CAD	12/28/10	8/29/14	448	251	197 40
17	ENBRIDGE INC CAD	12/28/10	9/2+9/3/14	851	474	377 37
21	KIMBERLY CLARK CORP	12/28/10 + 6/7/13	9/9-9/11/14	2242	1364	877 34
32	WEYERHAEUSER CO	12/28/10	9/15/14	1053	602	450 57
52	HEARSTVACD CORP	12/28/10 - 6/7/13	9/12-9/22/14	2197	1220	977 41
17	THE TRAVELERS COS. INC	12/28/10	10/2/14	1583	947	635 99
-	TOTALS			20167	23239	6928 06

NET SHORT-TERM G(L)
 NET LONG-TERM G(L)

THE TEBIL FOUNDATION, INC.

#13-6082546

2014

FORM 990-PF

PART I, Line 18 - TAXES

U.S. Treasury - for 2013 341

Foreign Tax Withheld 85

426

PART I, Line 23 - OTHER EXPENSES

New York State Dept. of Law 250

Management Fees 8,874

9,124

FORM 990-PFPART II - BALANCE SHEETLine 10b - CORPORATE STOCK

<u># SHS</u>	<u>DESCRIPTION</u>	<u>BEGINNING</u>	<u>END OF YEAR</u>	
		<u>OF YEAR</u>	<u>BOOK VALUE</u>	<u>MKT VALUE</u>
		<u>BOOK VALUE</u>	<u>BOOK VALUE</u>	<u>MKT VALUE</u>
12,009	Double Line Tot Ret Fd A	134,739		
12,587	Double Line Tot Ret Fd Instl		141,070	138,080
13,358	FT Templeton Glbl Bond A	179,950		
14,307	Templeton Glbl Bond Adv.		191,350	177,550
14,067	JPM Strat Incm Opptys Fd A	165,156		
13,017	JPM Strat Incm Opptys Cl S		152,835	152,137
37,526	Lord Abbett Sht Dur Incm A	169,936		
24,793	Lord Abbett Sht Dur Incm F		113,235	110,327
9,199	Thompson Bond Fund	106,536		
9,564	Thompson Bond Fund		110,800	109,026
7,514	Tcw Emerg. Mkts. Incm Fd N	89,442		
10,157	Tcw Emerg. Mkts. Fd. Cl 1		93,459	81,883
3,201	Yacktman Focused Fund	77,804		
3,443	AMG Yacktman Focused Fd Svc		84,147	89,094
	UBS #Y6-06260 - see schedule	<u>153,514</u>	<u>158,410</u>	<u>225,377</u>
	TOTALS	<u>1,077,077</u>	<u>1,045,306</u>	<u>1,083,474</u>



ACCESS
December 2014

Account name: THE TEBIL FOUNDATION, INC
Account number: Y6 06260 VV

Your Financial Advisor:
FREIDES/KANIGHER
310-734-2400/888-843-6991

Your assets

Some prices, income and current values shown may be approximate. As a result, gains and losses may not be accurately reflected. See *Important information about your statement* at the end of this document for more information.

Cash

Cash and money balances

Cash and money balances may include available cash balances. UBS Bank USA deposit account balances, UBS AG Stamford Branch deposit account balances and money market mutual fund sweep balances

UBS Bank USA deposit account balances are insured by the FDIC within applicable limits, but are not protected by SIPC. UBS AG Stamford Branch deposit account balances are not insured by FDIC and are not protected by SIPC. Money market sweep balances are protected by SIPC but are not insured by the FDIC. See the *Important information about your statement* at the end of this document for details about those balances.

Holding	Opening balance on Dec 1 (\$)	Closing balance on Dec 31 (\$)	Price per share on Dec 31 (\$)	Average rate	Dividend/interest period	Days in period	Cap amount (\$)
UBS BANK USA BUS ACCT	8,478 38	9,258 15					250,000 00

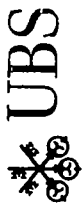
Equities

Common stock

Holding	Trade date	Number of shares	Purchase price/Average price per share (\$)	Cost basis (\$)	Price per share on Dec 31 (\$)	Value on Dec 31 (\$)	Unrealized gain or loss (\$)	Holding period
ABBOTT LABS								
Symbol: ABT Exchange NYSE								
EAI: \$25 Current yield 2.14%								
ABBVIE INC COM	Dec 28, 10	26 000	22 763	591 85	45 020	1,170 52	578 67	LT
Symbol ABBV Exchange NYSE								
EAI: \$53 Current yield 3.00%								
Security total								
ACE LTD CHF								
Symbol ACE Exchange NYSE								
EAI: \$44 Current yield 2.25%								
CHF Exchange rate 0.99365								
Security total								
	Oct 5, 11	16 000	60.379	966 07	114 880	1,838 08	872 01	LT
	Jun 7, 13	1 000	89 180	89 18	114 880	114 88	25 70	LT
		17 000	62 074	1,055 25	1,952 96	1,952 96	897 71	



continued next page



ACCESS
December 2014

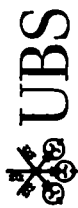
Account name: THE TEBIL FOUNDATION, INC
Account number: Y6 06260 VV

Your Financial Advisor:
FREIDES/KANIGHER
310-734-2400/888-843-6991

Your assets • Equities • Common stock (continued)

Holding	Trade date	Number of shares	Purchase price/Average price per share (\$)	Cost basis (\$)	Price per share on Dec 31 (\$)	Value on Dec 31 (\$)	Unrealized gain or loss (\$)	Holding period
AMER EXPRESS CO								
Symbol AXP Exchange NYSE								
EAI \$26 Current yield 1 12%	Dec 28, 10	24 000	42 828	1,027 88	93 040	2,232 96	1,205.08	LT
	Jun 7, 13	1 000	77 690	77 69	93 040	93 04	15.35	LT
Security total		25 000	44 223	1,105 57		2,326 00	1,220 43	
AMERICAN TOWER CORP REIT								
Symbol AMT Exchange NYSE								
EAI \$14 Current yield 1 57%	Jan 15, 13	9 000	78 910	710 19	98 850	889 65	179 46	LT
BHP BILLITON LTD SPON ADR								
Symbol BHP Exchange NYSE								
EAI \$70 Current yield 5 10%	Dec 28, 10	26 000	91 908	2,389 62	47 320	1,230 32	-1,159 30	LT
	Jun 7, 13	3 000	64 020	192 06	47 320	141 96	-50 10	LT
Security total		29 000	89 023	2,581 68		1,372 28	-1,209 40	
BRISTOL MYERS SQUIBB CO								
Symbol BMY Exchange NYSE								
EAI \$144 Current yield 2 51%	Dec 28, 10	92 000	26 616	2,448 75	59 030	5,430 76	2,982 01	LT
	Mar 19, 12	3 000	33 190	99 57	59 030	177 09	77.52	LT
	Jun 7, 13	2 000	47 075	94 15	59 030	118 06	23 91	LT
Security total		97 000	27 242	2,642 47		5,725 91	3,083 44	
CALIFORNIA RESOURCES CORP								
Symbol CRC Exchange NYSE								
	Dec 28, 10	11 200	8 512	95 34	5 510	61 71	-33 63	LT
	Mar 19, 12	0 400	8 875	3 55	5 510	2 20	-1 35	LT
	Jun 7, 13	0 400	8 100	3 24	5 510	2 20	-1 04	LT
Security total		12 000	8 511	102 13		66 12	-36 02	
CHEVRON CORP								
Symbol CVX Exchange NYSE								
EAI \$184 Current yield 3 81%	Dec 28, 10	40 000	91 340	3,653 60	112 180	4,487 20	833 60	LT
	Mar 19, 12	2 000	110 820	221 64	112 180	224 36	2 72	LT
	Jun 7, 13	1 000	121 500	121 50	112 180	112 18	-9 32	LT
Security total		43 000	92 947	3,996 74		4,823 74	827 00	
CHUBB CORP								
Symbol CB Exchange NYSE								
EAI \$64 Current yield 1 93%	Dec 28, 10	32 000	59 980	1,919 36	103 470	3,311 04	1,391 68	LT

continued next page



ACCESS
December 2014

Account name: THE TEBIL FOUNDATION, INC
Account number: Y6 06260 VV

Your Financial Advisor:
FREIDES/KANIGHER
310-734-2400/888-843-6991

Your assets • Equities • Common stock (continued)

Holding	Trade date	Number of shares	Purchase price/Average price per share (\$)	Cost basis (\$)	Price per share on Dec 31 (\$)	Value on Dec 31 (\$)	Unrealized gain or loss (\$)	Holding period
CITIGROUP INC								
Symbol: C Exchange: NYSE								
EAI: \$3 Current yield: 0.07%	Mar 11, 13	31 000	47 723	1,479 42	54 110	1,677 41	197 99	LT
	May 8, 13	15 000	49 208	738 13	54 110	811 65	73 52	LT
	Aug 22, 14	21 000	51 020	1,071 44	54 110	1,136 31	64 87	ST
	Oct 8, 14	11 000	51 759	569 35	54 110	595 21	25 86	ST
Security total		78 000	49 466	3,858 34		4,220 58	362 24	
CME GROUP INC								
Symbol: CME Exchange: OTC								
EAI: \$41 Current yield: 2.10%	Jan 31, 14	22,000	73 536	1,617 80	88 650	1,950 30	332 50	ST
COCA COLA CO COM								
Symbol: KO Exchange: NYSE								
EAI: \$33 Current yield: 2.89%	Dec 28, 10	26 000	32 714	850 57	42 220	1,097 72	247 15	LT
	Jun 7, 13	1 000	41 310	41 31	42 220	42 22	0 91	LT
Security total		27 000	33 033	891 88		1,139.94	248.06	
COMCAST CORP NEW SPECIAL CL A								
Symbol: CMCSK Exchange: OTC								
EAI: \$91 Current yield: 1.57%	Feb 16, 11	50 000	23 859	1,192 96	57 565	2,878.25	1,685 29	LT
	Mar 19, 12	1 000	29 370	29.37	57 565	57 56	28 19	LT
	Feb 21, 13	37 000	38 035	1,407 32	57 565	2,129 90	722 58	LT
	Jan 14, 14	13 000	50.753	659 79	57 565	748 34	88 55	ST
Security total		101 000	32 569	3,289 44		5,814 06	2,524 61	
CONOCOPHILLIPS								
Symbol: COP Exchange: NYSE								
EAI: \$85 Current yield: 4.24%	Dec 28, 10	27 000	51 400	1,387 82	69 060	1,864 62	476 80	LT
	Mar 19, 12	1 000	59 320	59 32	69 060	69 06	9 74	LT
	Jun 7, 13	1 000	62 060	62 06	69 060	69 06	7 00	LT
Security total		29 000	52 041	1,509 20		2,002.74	493 54	
DIAGEO PLC NEW GB SPON ADR								
Symbol: DEO Exchange: NYSE								
EAI: \$64 Current yield: 2.95%	Dec 28, 10	18 000	74 285	1,337.13	114 090	2,053 62	716 49	LT
	Mar 19, 12	1,000	96 300	96 30	114 090	114 09	17 79	LT
Security total		19 000	75.444	1,433 43		2,167 71	734 28	



continued next page



December 2014

Account name: THE EBEL FOUNDATION, INC
Account number: Y6 06260 VV

Your Financial Advisor:
FREIDES/KANIGHER
310-734-2400/888-843-6991

Your assets › Equities › Common stock (continued)

Holding	Trade date	Number of shares	Purchase price/Average price per share (\$)	Cost basis (\$)	Price per share on Dec 31 (\$)	Value on Dec 31 (\$)	Unrealized gain or loss (\$)	Holding period
DOMINION RESOURCES INC VA (NEW)								
Symbol D Exchange NYSE								
EAI \$115 Current yield 3.12%	Dec 28, 10	45,000	42.909	1,930.92	76.900	3,460.50	1,529.58	LT
	Mar 19, 12	1,000	50.490	50.49	76.900	76.90	26.41	LT
	Jun 7, 13	2,000	55.305	110.61	76.900	153.80	43.19	LT
Security total		48,000	43.584	2,092.02		3,691.20	1,599.18	
DOW CHEMICAL								
Symbol DOW Exchange NYSE								
EAI \$55 Current yield 3.65%	Jun 6, 11	31,000	35.138	1,089.30	45.610	1,413.91	324.61	LT
	Mar 19, 12	1,000	35.620	35.62	45.610	45.61	9.99	LT
	Jun 7, 13	1,000	34.520	34.52	45.610	45.61	11.09	LT
Security total		33,000	35.135	1,159.44		1,505.13	345.69	
DU PONT DE NEMOURS								
Symbol DD Exchange NYSE								
EAI \$132 Current yield 2.55%	Dec 28, 10	67,000	49.810	3,337.27	73.940	4,953.98	1,616.71	LT
	Mar 19, 12	2,000	53.410	106.82	73.940	147.88	41.06	LT
	Jun 7, 13	1,000	55.280	55.28	73.940	73.94	18.66	LT
Security total		70,000	49.991	3,499.37		5,175.80	1,676.43	
DUKE ENERGY CORP NEW								
Symbol DUK Exchange NYSE								
EAI \$64 Current yield 3.83%	Feb 14, 13	20,000	67.998	1,359.96	83.540	1,670.80	310.84	LT
EXXON MOBIL CORP								
Symbol XOM Exchange NYSE								
EAI \$157 Current yield 2.98%	Dec 28, 10	54,000	73.487	3,968.35	92.450	4,992.30	1,023.95	LT
	Mar 19, 12	2,000	87.165	174.33	92.450	184.90	10.57	LT
	Jun 7, 13	1,000	91.200	91.20	92.450	92.45	1.25	LT
Security total		57,000	74.279	4,233.88		5,269.65	1,035.77	
FIFTH THIRD BANCORP								
Symbol FITB Exchange OTC								
EAI \$58 Current yield 2.56%	Dec 20, 12	89,000	15.069	1,341.19	20.375	1,813.37	472.18	LT
	May 8, 13	22,000	17.611	387.46	20.375	448.25	60.79	LT
Security total		111,000	15.573	1,728.65		2,261.62	532.97	

continued next page



ACCESS
December 2014

Account name: THE TEBIL FOUNDATION, INC
Account number: Y6 06260 VV

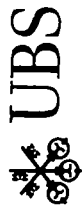
Your Financial Advisor:
FREIDES/KANIGHER
310-734-2400/888-843-6991

Your assets • Equities • Common stock (continued)

Holding	Trade date	Number of shares	Purchase price/Average price per share (\$)	Cost basis (\$)	Price per share on Dec 31 (\$)	Value on Dec 31 (\$)	Unrealized gain or loss (\$)	Holding period
GENL ELECTRIC CO								
Symbol: GE Exchange NYSE								
EAI: \$222 Current yield 3.65%								
	Dec 28, 10	141 000	18 387	2,592 67	25 270	3,563 07	970 40	LT
	Mar 19, 12	4 000	20 270	81 08	25 270	101 08	20 00	LT
	Feb 8, 13	56 000	22 485	1,259 16	25 270	1,415 12	155 96	LT
	Nov 8, 13	40 000	26 859	1,074 38	25 270	1,010 80	-63 58	LT
Security total		241 000	20 777	5,007 29		6,090 07	1,082 78	
GENL MILLS INC								
Symbol: GIS Exchange NYSE								
EAI: \$34 Current yield 3.04%								
	Dec 28, 10	20 000	35 568	711 36	53 330	1,066 60	355 24	LT
	Mar 19, 12	1 000	38 590	38 59	53 330	53 33	14 74	LT
Security total		21 000	35 712	749 95		1,119 93	369 98	
GOLDMAN SACHS GROUP INC								
Symbol: GS Exchange NYSE								
EAI: \$22 Current yield 1.26%								
	Oct 2, 14	9 000	182 396	1,641 57	193 830	1,744 47	102 90	ST
HOME DEPOT INC								
Symbol: HD Exchange NYSE								
EAI: \$126 Current yield 1.79%								
	Dec 28, 10	43 000	35 140	1,511 02	104 970	4,513 71	3,002 69	LT
	Mar 19, 12	1 000	48 750	48 75	104 970	104 97	56 22	LT
	Jan 14, 14	13 000	80 909	1,051 82	104 970	1,364 61	312 79	ST
	Aug 14, 14	10 000	83 497	834 97	104 970	1,049 70	214 73	ST
Security total		67 000	51 441	3,446 56		7,032 99	3,586 43	
HONEYWELL INTL INC								
Symbol: HON Exchange NYSE								
EAI: \$56 Current yield 2.08%								
	Apr 7, 11	21 000	58 563	1,229 84	99 920	2,098 32	868 48	LT
	Feb 8, 13	5 000	70 602	353 01	99 920	499 60	146 59	LT
	Jun 7, 13	1 000	78 920	78 92	99 920	99 92	21 00	LT
Security total		27 000	61 547	1,661 77		2,697 84	1,036 07	
INTEL CORP								
Symbol: INTC Exchange OTC								
EAI: \$117 Current yield: 2.48%								
	Dec 28, 10	65 000	20 856	1,355.69	36 290	2,358 85	1,003.16	LT
	Mar 19, 12	2 000	27 790	55 58	36 290	72 58	17 00	LT
	Jun 7, 13	2 000	24 555	49 11	36 290	72 58	23 47	LT



continued next page



ACCESS
December 2014

Account name: THE TEBIL FOUNDATION, INC
Account number: Y6 06260 VV

Your Financial Advisor:
FREIDES/KANIGHIER
310-734-2400/888-843-6991

Your assets • Equities • Common stock (continued)

Holding	Trade date	Number of shares	Purchase price/Average price per share (\$)	Cost basis (\$)	Price per share on Dec 31 (\$)	Value on Dec 31 (\$)	Unrealized gain or loss (\$)	Holding period
Security total		40,000	24,598	983,92	36,290	1,451,60	467,68	ST
INTL BUSINESS MACH								
Symbol: IBM Exchange: NYSE								
EAI \$62 Current yield 2.76%	Feb 14, 14	21,000	33,919	712,30	36,290	762,09	49,79	ST
Security total		130,000	24,282	3,156,60		4,717,70	1,561,10	
INTL PAPER CO								
Symbol: IP Exchange: NYSE								
EAI \$75 Current yield 2.98%	Dec 28, 10	13,000	145,966	1,897,57	160,440	2,085,72	188,15	LT
Security total		14,000	206,040	2,103,61	160,440	2,246,16	142,55	LT
JOHNSON CONTROLS INC								
Symbol: JCI Exchange: NYSE								
EAI \$32 Current yield 2.14%	Jul 15, 13	32,000	47,387	1,516,41	53,580	1,714,56	198,15	LT
Security total		14,000	48,120	673,69	53,580	750,12	76,43	ST
JOHNSON & JOHNSON COM								
Symbol: JNJ Exchange: NYSE								
EAI \$92 Current yield 2.67%	Aug 27, 14	1,000	48,000	48,00	53,580	53,58	5,58	ST
Security total		47,000	47,619	2,238,10		2,518,26	280,16	
JPMORGAN CHASE & CO								
Symbol: JPM Exchange: NYSE								
EAI \$213 Current yield 2.56%	Mar 15, 11	29,000	39,468	1,144,59	48,340	1,401,86	257,27	LT
Security total		2,000	32,725	65,45	48,340	96,68	31,23	LT
JPMORGAN CHASE & CO								
Symbol: JPM Exchange: NYSE								
EAI \$213 Current yield 2.56%	Mar 19, 12	31,000	39,034	1,210,04		1,498,54	288,50	
Security total		18,000	62,188	1,119,39	104,570	1,882,26	762,87	LT
JPMORGAN CHASE & CO								
Symbol: JPM Exchange: NYSE								
EAI \$213 Current yield 2.56%	May 17, 11	8,000	66,136	529,09	104,570	836,56	307,47	LT
Security total		6,000	67,751	406,51	104,570	627,42	220,91	LT
JPMORGAN CHASE & CO								
Symbol: JPM Exchange: NYSE								
EAI \$213 Current yield 2.56%	Aug 29, 12	1,000	84,610	84,61	104,570	104,57	19,96	LT
Security total		33,000	64,836	2,139,60		3,450,81	1,311,21	
JPMORGAN CHASE & CO								
Symbol: JPM Exchange: NYSE								
EAI \$213 Current yield 2.56%	Dec 28, 10	117,000	42,676	4,993,19	62,580	7,321,86	2,328,67	LT
Security total		2,000	45,290	90,58	62,580	125,16	34,58	LT
JPMORGAN CHASE & CO								
Symbol: JPM Exchange: NYSE								
EAI \$213 Current yield 2.56%	Jun 7, 13	3,000	54,293	162,88	62,580	187,74	24,86	LT
Security total		11,000	59,882	658,71	62,580	688,38	29,67	ST
Security total		133,000	44,401	5,905,36		8,323,14	2,417,78	

continued next page



ACCESS
December 2014

Account name: THE TEBIL FOUNDATION, INC
Account number: Y6 06260 VV

Your Financial Advisor
FREIDES/KANIGHER
310-734-2400/888-843-6991

Your assets ▸ Equities ▸ Common stock (continued)

Holding	Trade date	Number of shares	Purchase price/Average price per share (\$)	Cost basis (\$)	Price per share on Dec 31 (\$)	Value on Dec 31 (\$)	Unrealized gain or loss (\$)	Holding period
KROGER COMPANY								
Symbol: KR Exchange NYSE								
EAI \$23 Current yield 1.16%	Oct 9, 14	29 000	53 377	1,547 95	64 210	1,862 09	314 14	ST
	Oct 10, 14	2 000	53 900	107 80	64 210	128 42	20 62	ST
Security total		31 000	53 411	1,655 75		1,990 51	334 76	
LOCKHEED MARTIN CORP								
Symbol: LMT Exchange NYSE								
EAI \$66 Current yield 3.12%	Jan 31, 14	11 000	149 021	1,639 24	192 570	2,118 27	479 03	ST
MARATHON OIL CORP								
Symbol: MRO Exchange NYSE								
EAI \$38 Current yield 2.98%	Dec 28, 10	43 000	22 116	951 02	28 290	1,216 47	265 45	LT
	Mar 19, 12	1 000	34 600	34 60	28 290	28 29	-6 31	LT
	Jun 7, 13	1 000	34 900	34 90	28 290	28 29	-6 61	LT
Security total		45 000	22 678	1,020 52		1,273 05	252 53	
MARATHON PETROLEUM CO								
Symbol: MPC Exchange NYSE								
EAI \$44 Current yield 2.22%	Dec 28, 10	21 000	28 742	603 59	90 260	1,895 46	1,291 87	LT
	Mar 19, 12	1 000	44 560	44 56	90 260	90 26	45 70	LT
Security total		22 000	29 461	648 15		1,985 72	1,337 57	
MCDONALDS CORP								
Symbol: MCD Exchange NYSE								
EAI \$136 Current yield 3.63%	Dec 28, 10	38 000	76 439	2,904 69	93 700	3,560 60	655 91	LT
	Mar 19, 12	1 000	97 680	97 68	93 700	93 70	-3 98	LT
	Jun 7, 13	1 000	98 070	98 07	93 700	93 70	-4 37	LT
Security total		40 000	77 511	3,100 44		3,748 00	647 56	
MERCK & CO INC NEW COM								
Symbol: MRK Exchange NYSE								
EAI \$157 Current yield 3.18%	Dec 28, 10	52 000	36 220	1,883 44	56 790	2,953 08	1,069 64	LT
	Mar 19, 12	2 000	37 975	75 95	56 790	113 58	37 63	LT
	Apr 19, 13	19 000	47 100	894 90	56 790	1,079 01	184 11	LT
	Jan 14, 14	14 000	52 714	738 00	56 790	795 06	57 06	ST
Security total		87 000	41 291	3,592 29		4,940 73	1,348 44	



continued next page



ACCESS
December 2014

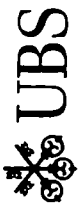
Account name: THE TEBIL FOUNDATION, INC
Account number: Y6 06260 VV

Your Financial Advisor:
FREIDES/KANIGHER
310-734-2400/888-843-6991

Your assets • Equities • Common stock (continued)

Holding	Trade date	Number of shares	Purchase price/Average price per share (\$)	Cost basis (\$)	Price per share on Dec 31 (\$)	Value on Dec 31 (\$)	Unrealized gain or loss (\$)	Holding period
METLIFE INC								
Symbol: MET Exchange NYSE								
EAI \$87 Current yield 2.59%	Jul 9, 13	21 000	48 593	1,020 47	54 090	1,135 89	115 42	LT
	Aug 27, 14	1 000	54 720	54 72	54 090	54 09	-0 63	ST
	Aug 28, 14	40 000	54 232	2,169 30	54 090	2,163 60	-5 70	ST
Security total		62 000	52 330	3,244 49		3,353 58	109 09	
MICROSOFT CORP								
Symbol: MSFT Exchange OTC								
EAI \$125 Current yield 2.66%	Dec 28, 10	39 000	28 046	1,093 81	46 450	1,811 55	717 74	LT
	Dec 7, 11	23 000	25 545	587 54	46 450	1,068 35	480 81	LT
	Mar 19, 12	1 000	32 400	32 40	46 450	46 45	14 05	LT
	Jan 15, 14	21 000	36 572	768 03	46 450	975 45	207 42	ST
	Aug 14, 14	17 000	44 212	751 61	46 450	789 65	38 04	ST
Security total		101 000	32 014	3,233 39		4,691 45	1,458 06	
MONDELEZ INTL INC								
Symbol: MDLZ Exchange OTC								
EAI \$37 Current yield 1.64%	Apr 19, 13	62 000	31 564	1,956 97	36 325	2,252 15	295 18	LT
MORGAN STANLEY								
Symbol: MS Exchange NYSE								
EAI \$46 Current yield 1.04%	Jan 21, 14	49 000	33 021	1,618 04	38 800	1,901 20	283 16	ST
	Aug 22, 14	20 000	33 500	670 01	38 800	776 00	105 99	ST
	Sep 18, 14	45 000	36 190	1,628 59	38 800	1,746 00	117 41	ST
Security total		114 000	34 356	3,916 64		4,423 20	506 56	
MOTOROLA SOLUTIONS INC								
Symbol: MSI Exchange NYSE								
EAI \$34 Current yield 2.03%	Oct 1, 13	25 000	60 580	1,514 51	67 080	1,677 00	162 49	LT
NEXTERA ENERGY INC COM								
Symbol: NEE Exchange NYSE								
EAI \$96 Current yield 2.74%	Dec 28, 10	31 000	52 339	1,622 51	106 290	3,294 99	1,672 48	LT
	Mar 19, 12	1 000	60 420	60 42	106 290	106 29	45 87	LT
	Jun 7, 13	1 000	78 220	78 22	106 290	106 29	28 07	LT
Security total		33 000	53 368	1,761.15		3,507 57	1,746 42	

continued next page



ACCESS
December 2014

Account name: THE TEBIL FOUNDATION, INC
Account number: Y6 06260 VV

Your Financial Advisor:
FREIDES/KANIGHER
310-734-2400/888-843-6991

Your assets › Equities › Common stock (continued)

Holding	Trade date	Number of shares	Purchase price/Average price per share (\$)	Cost basis (\$)	Price per share on Dec 31 (\$)	Value on Dec 31 (\$)	Unrealized gain or loss (\$)	Holding period
NORTHEAST UTILITIES								
Symbol: NU Exchange: NYSE								
EAI: \$60 Current yield: 2.95%	Dec 28, 10	36 000	31 918	1,149 05	53 520	1,926.72	777 67	LT
	Mar 19, 12	1 000	36 470	36 47	53 520	53 52	17 05	LT
	Jun 7, 13	1 000	42 150	42 15	53 520	53 52	11 37	LT
Security total		38 000	32,307	1,227 67		2,033 76	806 09	
NORTHROP GRUMMAN CORP								
Symbol: NOC Exchange: NYSE								
EAI: \$64 Current yield: 1.89%	Dec 28, 10	22 000	58 557	1,288 27	147 390	3,242 58	1,954 31	LT
	Mar 19, 12	1 000	62 050	62 05	147 390	147 39	85 34	LT
Security total		23 000	58 710	1,350 32		3,389 97	2,039 65	
OCCIDENTAL PETROLEUM CRP								
Symbol: OXY Exchange: NYSE								
EAI: \$89 Current yield: 3.56%	Dec 28, 10	29 000	94 304	2,734 82	80 610	2,337 69	-397 13	LT
	Mar 19, 12	1 000	98 250	98 25	80 610	80 61	-17 64	LT
	Jun 7, 13	1 000	89 900	89 90	80 610	80 61	-9 29	LT
Security total		31,000	94 289	2,922 97		2,498.91	-424 06	
PFIZER INC								
Symbol: PFE Exchange: NYSE								
EAI: \$171 Current yield: 3.59%	Dec 28, 10	92 000	17 640	1,622 88	31 150	2,865 80	1,242 92	LT
	Mar 19, 12	3 000	21 940	65 82	31 150	93 45	27 63	LT
	Apr 18, 13	18 000	30 555	550 00	31 150	560 70	10 70	LT
	Jan 14, 14	22 000	30 928	680 43	31 150	685 30	4 87	ST
	Oct 8, 14	18 000	28 940	520 92	31 150	560 70	39 78	ST
Security total		153 000	22 484	3,440 05		4,765 95	1,325 90	
PHILIP MORRIS INTL INC								
Symbol: PM Exchange: NYSE								
EAI: \$76 Current yield: 4.91%	Dec 28, 10	16 000	58 548	936 78	81 450	1,303 20	366 42	LT
	Mar 19, 12	1 000	86 380	86 38	81 450	81 45	-4 93	LT
	Jun 7, 13	2 000	91 485	182 97	81 450	162 90	-20 07	LT
Security total		19 000	63 481	1,206 13		1,547 55	341 42	

continued next page





ACCESS
December 2014

Account name:
Account number.

THE TEBIL FOUNDATION, INC
Y6 06260 VV

Your Financial Advisor:
FREIDES/KANIGHER
310-734-2400/888-843-6991

Your assets • Equities • Common stock (continued)

Holding	Trade date	Number of shares	Purchase price/Average price per share (\$)	Cost basis (\$)	Price per share on Dec 31 (\$)	Value on Dec 31 (\$)	Unrealized gain or loss (\$)	Holding period
PHILLIPS 66								
Symbol PSX Exchange NYSE								
EAI \$28 Current yield 2.79%	Dec 28, 10	13 500	32.414	437.60	71.700	967.95	530.35	LT
Security total	Mar 19, 12	0 500	37.420	18.71	71.700	35.85	17.14	LT
PRAXAIR INC								
Symbol PX Exchange NYSE								
EAI \$52 Current yield 2.01%	Dec 28, 10	20 000	95.638	1,912.77	129.560	2,591.20	678.43	LT
PROCTER & GAMBLE CO								
Symbol PG Exchange NYSE								
EAI \$142 Current yield 2.83%	Dec 28, 10	40 000	64.756	2,590.27	91.090	3,643.60	1,053.33	LT
Security total	Mar 19, 12	1 000	67.230	67.23	91.090	91.09	23.86	LT
	Jun 7, 13	1 000	77.420	77.42	91.090	91.09	13.67	LT
	Aug 22, 14	7 000	83.540	584.78	91.090	637.63	52.85	ST
	Nov 11, 14	6 000	89.700	538.20	91.090	546.54	8.34	ST
Security total		55 000	70.144	3,857.90		5,009.95	1,152.05	
PRUDENTIAL FINANCIAL INC								
Symbol PRU Exchange NYSE								
EAI \$88 Current yield 2.56%	Dec 28, 10	12 000	59.587	715.05	90.460	1,085.52	370.47	LT
Security total	Aug 29, 12	14 000	54.525	763.36	90.460	1,266.44	503.08	LT
	Jul 11, 13	12 000	77.830	933.96	90.460	1,085.52	151.56	LT
Security total		38 000	63.483	2,412.37		3,437.48	1,025.11	
QUALCOMM INC								
Symbol QCOM Exchange OTC								
EAI \$49 Current yield 2.27%	Feb 14, 14	21 000	76.148	1,599.11	74.330	1,560.93	-38.18	ST
Security total	Oct 23, 14	8 000	75.321	602.57	74.330	594.64	-7.93	ST
RAYTHEON CO NEW								
Symbol RTN Exchange NYSE								
EAI \$121 Current yield 2.24%	Dec 28, 10	48 000	45.638	2,190.64	108.170	5,192.16	3,001.52	LT
Security total	Mar 19, 12	1 000	52.300	52.30	108.170	108.17	55.87	LT
	Jun 7, 13	1 000	67.400	67.40	108.170	108.17	40.77	LT
		50 000	46.207	2,310.34		5,408.50	3,098.16	

continued next page



ACCESS
December 2014

Account name: THE TEBIL FOUNDATION, INC
Account number: Y6 06260 VV

Your Financial Advisor:
FREIDES/KANIGHER
310-734-2400/888-843-6991

Your assets • Equities • Common stock (continued)

Holding	Trade date	Number of shares	Purchase price/Average price per share (\$)	Cost basis (\$)	Price per share on Dec 31 (\$)	Value on Dec 31 (\$)	Unrealized gain or loss (\$)	Holding period
SCHLUMBERGER LTD NETHERLANDS								
ANTILLES								
Symbol: SLB Exchange NYSE								
EAI: \$37 Current yield: 1.88%	Dec 28, 10	22 000	82 400	1,812.80	85 410	1,879.02	66.22	LT
	Jun 7, 13	1 000	74 070	74.07	85 410	85.41	11.34	LT
Security total		23 000	82 038	1,886.87		1,964.43	77.56	
SEMPRA ENERGY								
Symbol: SRE Exchange NYSE								
EAI: \$53 Current yield: 2.38%	Dec 28, 10	19 000	52 288	993.48	111 360	2,115.84	1,122.36	LT
	Jun 7, 13	1 000	79 930	79.93	111 360	111.36	31.43	LT
Security total		20 000	53 671	1,073.41		2,227.20	1,153.79	
SUNTRUST BANKS INC								
Symbol: STI Exchange: NYSE								
EAI: \$97 Current yield: 1.91%	Feb 22, 13	50 000	27 850	1,392.53	41 900	2,095.00	702.47	LT
	May 8, 13	26 000	30 723	798.81	41 900	1,089.40	290.59	LT
	Jan 14, 14	18 000	38 217	687.92	41 900	754.20	66.28	ST
	Sep 15, 14	27 000	39,187	1,058.05	41 900	1,131.30	73.25	ST
Security total		121 000	32 540	3,937.31		5,069.90	1,132.59	
TORONTO DOMINION BK NEW CANADA								
CAD								
Symbol: TD Exchange NYSE								
EAI: \$73 Current yield: 3.47%	Jul 27, 11	30 000	41 129	1,233.87	47 780	1,433.40	199.53	LT
CAD Exchange rate: 1.15825	Aug 29, 12	12 000	41 207	494.49	47 780	573.36	78.87	LT
	Jun 7, 13	2 000	40 265	80.53	47 780	95.56	15.03	LT
Security total		44 000	41 111	1,808.89		2,102.32	293.43	
TOTAL S.A. FRANCE SPON ADR								
Symbol: TOT Exchange NYSE								
EAI: \$125 Current yield: 5.19%	Dec 28, 10	45 000	52 809	2,376.41	51 200	2,304.00	-72.41	LT
	Jun 7, 13	2 000	50 025	100.05	51 200	102.40	2.35	LT
Security total		47 000	52 691	2,476.46		2,406.40	-70.06	

continued next page





ACCESS
December 2014

Account name.
Account number.

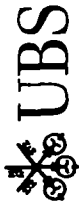
THE TEBIL FOUNDATION, INC
Y6 06260 VV

Your Financial Advisor
FREIDES/KANIGHER
310-734-2400/888-843-699T

Your assets • Equities • Common stock (continued)

Holding	Trade date	Number of shares	Purchase price/Average price per share (\$)	Cost basis (\$)	Price per share on Dec 31 (\$)	Value on Dec 31 (\$)	Unrealized gain or loss (\$)	Holding period
TRAVELERS COS INC/THE								
Symbol TRV Exchange NYSE								
EAI .584 Current yield 2.09%	Dec 28, 10	37 000	55 748	2,062.69	105 850	3,916.45	1,853.76	LT
	Mar 19, 12	1 000	59 430	59.43	105 850	105.85	46.42	LT
Security total		38 000	55 845	2,122.12		4,022.30	1,900.18	
TYCO INTL PLC								
Symbol TYC Exchange NYSE								
EAI \$28 Current yield 1.64%	Oct 9, 14	20 000	42 843	856.86	43 860	877.20	20.34	ST
	Oct 10, 14	19 000	42 508	807.67	43 860	833.34	25.67	ST
Security total		39 000	42 680	1,664.53		1,710.54	46.01	
UNILEVER NV NY SHS NEW								
NETHERLANDS SPON SPON ADR								
Symbol UN Exchange NYSE								
EAI \$20 Current yield 3.20%	Dec 28, 10	12 000	31 306	375.68	39 040	468.48	92.80	LT
	Mar 19, 12	2 000	34 360	68.72	39 040	78.08	9.36	LT
	Jun 7, 13	2 000	40 610	81.22	39 040	78.08	-3.14	LT
Security total		16 000	32 851	525.62		624.64	99.02	
UNION PACIFIC CORP								
Symbol UNP Exchange NYSE								
EAI \$52 Current yield 1.68%	Jan 14, 14	26 000	84 471	2,196.26	119 130	3,097.38	901.12	ST
UNITED PARCEL SERVICE INC CL B								
Symbol UPS Exchange NYSE								
EAI \$59 Current yield 2.41%	Mar 18, 13	22 000	85 423	1,879.31	111 170	2,445.74	566.43	LT
UNTD TECHNOLOGIES CORP								
Symbol LTX Exchange NYSE								
EAI \$64 Current yield 2.06%	Dec 28, 10	25 000	79 349	1,983.73	115 000	2,875.00	891.27	LT
	Mar 19, 12	1 000	85 100	85.10	115 000	115.00	29.90	LT
	Jun 7, 13	1 000	94 390	94.39	115 000	115.00	20.61	LT
Security total		27 000	80 119	2,163.22		3,105.00	941.78	
US BANCORP DEL (NEW)								
Symbol USB Exchange NYSE								
EAI \$73 Current yield 2.19%	Dec 28, 10	71 000	27 258	1,935.35	44 950	3,191.45	1,256.10	LT
	Mar 19, 12	1 000	32 150	32.15	44 950	44.95	12.80	LT
	Jun 7, 13	2 000	35 825	71.65	44 950	89.90	18.25	LT

continued next page



ACCESS
December 2014

Account name: THE TEBIL FOUNDATION, INC
Account number: Y6 06260 VV

Your Financial Advisor:
FREIDES/KANIGHER
310-734-2400/888-843-6991

Your assets • Equities • Common stock (continued)

Holding	Trade date	Number of shares	Purchase price/ Average price per share (\$)	Cost basis (\$)	Price per share on Dec 31 (\$)	Value on Dec 31 (\$)	Unrealized gain or loss (\$)	Holding period
Security total		74 000	27 556	2,039 15	3,326 30	1,287 15		
VERIZON COMMUNICATIONS INC								
Symbol VZ Exchange NYSE								
EAI \$235 Current yield 4 69%	Dec 28, 10	104 000	35 605	3,702 92	46 780	4,865 12	1,162 20	LT
	Jun 7, 13	3 000	49 926	149 78	46 780	140 34	-9 44	LT
Security total		107 000	36 007	3,852 70	5,005 46	1,152 76		
VF CORP								
Symbol VFC Exchange NYSE								
EAI \$46 Current yield 1 71%	Dec 28, 10	32 000	21 725	695 20	74 900	2,396 80	1,701 60	LT
	Jun 7, 13	4 000	46 542	186 17	74 900	299 60	113 43	LT
Security total		36 000	24 483	881 37	2,696 40	1,815 03		
WAL MART STORES INC								
Symbol WMT Exchange NYSE								
EAI \$44 Current yield 2 23%	Dec 28, 10	22 000	53 867	1,185 09	85 880	1,889 36	704 27	LT
	Jun 7, 13	1 000	76 270	76 27	85 880	85 88	9 61	LT
Security total		23 000	54 842	1,261 36	1,975 24	713 88		
WELLS FARGO & CO NEW								
Symbol WFC Exchange NYSE								
EAI \$178 Current yield 2 56%	Dec 28, 10	122 000	31 249	3,812 41	54 820	6,688 04	2,875 63	LT
	Mar 19, 12	2 000	34 540	69 08	54 820	109 64	40 56	LT
	Jun 7, 13	3 000	41 226	123 68	54 820	164 46	40 78	LT
Security total		127 000	31 537	4,005 17	6,962 14	2,956 97		
WEYERHAEUSER CO								
Symbol WY Exchange NYSE								
EAI \$59 Current yield 3 22%	Dec 28, 10	47 000	18 838	885 43	35 890	1,686 83	801 40	LT
	Mar 19, 12	1 000	22 270	22 27	35 890	35 89	13 62	LT
	Jun 7, 13	3 000	28 896	86 69	35 890	107 67	20 98	LT
Security total		51 000	19 498	994 39	1,830 39	836 00		
3M CO								
Symbol MMM Exchange NYSE								
EAI \$82 Current yield 2 50%	Dec 28, 10	20 000	86 758	1,735 16	164 320	3,286 40	1,551 24	LT
Total				\$158,410.01		\$225,376.59	\$66,966.56	
Total estimated annual income: \$5,811								





ACCESS
December 2014

Account name: THE TEBIL FOUNDATION, INC
Y6 06260 W

Your Financial Advisor:
FREIDES/KANIGHER
310-734-2400/888-843-6991

Your assets (continued)

Your total assets

	Value on Dec 31 (\$)	Percentage of your account	Cost basis (\$)	Estimated annual income (\$)	Unrealized gain or loss (\$)
Cash	9,258.15	3.95%	9,258.15		
Cash and money balances	9,258.15	3.95%	9,258.15		
Equities	225,376.59	96.05%	158,410.01	5,811.00	66,966.56
Total	\$234,634.74	100.00%	\$167,668.16	\$5,811.00	\$66,966.56

THE TEBIL FOUNDATION, INC.

#13-6082546

2014

ELECTION UNDER REGULATIONS SEC. 53.4942(a)-3(d)(2)

We hereby elect under Regulation Sec. 53.4942(a)-3(d)(2)
to treat the qualifying distributions made during the year
ended 12/31/14 of \$69,250. as having been made out of corpus.

THE TEBIL FOUNDATION, INC.

CHARITABLE CONTRIBUTIONS MADE DURING
THE CALENDAR YEAR 2014*

Grassroots Environmental Education	\$ 1,500
Hebrew Wizards	20,000
Jazz Foundation of America	35,000
Soundkeeper Inc.	<u>10,000</u>
Total Contributions	<u>\$66,500</u>

*All contributions are for the
general use of the organizations.