



See a Social Security Number? Say Something!  
Report Privacy Problems to <https://public.resource.org/privacy>  
Or call the IRS Identity Theft Hotline at 1-800-908-4490



Form **990-PF**  
Department of the Treasury  
Internal Revenue Service

**Return of Private Foundation**

or Section 4947(a)(1) Trust Treated as Private Foundation

Do not enter social security numbers on this form as it may be made public.

Information about Form 990-PF and its separate instructions is at [www.irs.gov/form990pf](http://www.irs.gov/form990pf)

OMB No. 1545-0052

**2014**

Open to Public Inspection

For calendar year **2014** or tax year beginning , **2014**, and ending , **20**

Name of foundation  
**SASCO FOUNDATION P60100008**

Number and street (or P.O. box number if mail is not delivered to street address) Room/suite  
**10 S DEARBORN IL1-0117**

City or town, state or province, country, and ZIP or foreign postal code  
**CHICAGO, IL 60603**

**A Employer identification number**  
13-6046567

**B Telephone number (see instructions)**  
866-888-5157

**C** If exemption application is pending, check here

**D** 1 Foreign organizations, check here   
2 Foreign organizations meeting the 85% test, check here and attach computation

**E** If private foundation status was terminated under section 507(b)(1)(A), check here

**F** If the foundation is in a 60-month termination under section 507(b)(1)(B), check here

**G** Check all that apply:  
 Initial return  Initial return of a former public charity  
 Final return  Amended return  
 Address change  Name change


**H** Check type of organization:  Section 501(c)(3) exempt private foundation  
 Section 4947(a)(1) nonexempt charitable trust  Other taxable private foundation

**I** Fair market value of all assets at end of year (from Part II, col. (c), line 16) ▶ \$ **6,297,543.**

**J** Accounting method:  Cash  Accrual  
 Other (specify) \_\_\_\_\_  
 (Part I, column (d) must be on cash basis)

Part I Analysis of Revenue and Expenses (The total of amounts in columns (b), (c), and (d) may not necessarily equal the amounts in column (a) (see instructions).)		(a) Revenue and expenses per books	(b) Net investment income	(c) Adjusted net income	(d) Disbursements for charitable purposes (cash basis only)
<b>1</b>	Contributions, gifts, grants, etc., received (attach schedule)				
<b>2</b>	Check <input checked="" type="checkbox"/> if the foundation is not required to attach Sch. B				
<b>3</b>	Interest on savings and temporary cash investments				
<b>4</b>	Dividends and interest from securities	127,131.	121,952.		STMT 1
<b>5a</b>	Gross rents				
<b>b</b>	Net rental income or (loss)				
<b>6a</b>	Net gain or (loss) from sale of assets not on line 10	359,190.			
<b>b</b>	Gross sales price for all assets on line 6a	1,754,752.			
<b>7</b>	Capital gain net income (from Part IV, line 2)		359,190.		
<b>8</b>	Net short-term capital gain				
<b>9</b>	Income modifications				
<b>10a</b>	Gross sales less returns and allowances				
<b>b</b>	Less Cost of goods sold				
<b>c</b>	Gross profit or (loss) (attach schedule)				
<b>11</b>	Other income (attach schedule)	-938.			STMT 2
<b>12</b>	<b>Total.</b> Add lines 1 through 11	485,383.	481,142.		
<b>13</b>	Compensation of officers, directors, trustees, etc.	74,142.	55,607.		18,536.
<b>14</b>	Other employee salaries and wages		NONE	NONE	
<b>15</b>	Pension plans, employee benefits		NONE	NONE	
<b>16a</b>	Legal fees (attach schedule)				
<b>b</b>	Accounting fees (attach schedule)				
<b>c</b>	Other professional fees (attach schedule)				
<b>17</b>	Interest				
<b>18</b>	Taxes (attach schedule) (see instructions)	3,474.	1,474.		
<b>19</b>	Depreciation (attach schedule) and depletion				
<b>20</b>	Occupancy				
<b>21</b>	Travel, conferences, and meetings		NONE	NONE	
<b>22</b>	Printing and publications		NONE	NONE	
<b>23</b>	Other expenses (attach schedule)				
<b>24</b>	<b>Total operating and administrative expenses.</b> Add lines 13 through 23	77,616.	57,081.	NONE	18,536.
<b>25</b>	Contributions, gifts, grants paid	313,500.			313,500.
<b>26</b>	<b>Total expenses and disbursements.</b> Add lines 24 and 25	391,116.	57,081.	NONE	332,036.
<b>27</b>	Subtract line 26 from line 12				
<b>a</b>	Excess of revenue over expenses and disbursements	94,267.			
<b>b</b>	Net investment income (if negative, enter -0-)		424,061.		
<b>c</b>	Adjusted net income (if negative, enter -0-)				

3/4  
ENVELOPE  
ESTIMATE DATE  
OCT 22 2015  
SCANNED NOV 03 2015  
NOV 18 2015  
SCANNED



Handwritten signatures and initials at the bottom right of the page.

Part II Balance Sheets		Attached schedules and amounts in the description column should be for end-of-year amounts only (See instructions.)			
		Beginning of year	End of year		
		(a) Book Value	(b) Book Value	(c) Fair Market Value	
Assets	1	Cash - non-interest-bearing . . . . .	31,220.	37,848.	37,848.
	2	Savings and temporary cash investments . . . . .	192,441.	167,625.	167,625.
	3	Accounts receivable ▶ Less: allowance for doubtful accounts ▶			
	4	Pledges receivable ▶ Less: allowance for doubtful accounts ▶			
	5	Grants receivable . . . . .			
	6	Receivables due from officers, directors, trustees, and other disqualified persons (attach schedule) (see instructions) . . . . .			
	7	Other notes and loans receivable (attach schedule) ▶ Less: allowance for doubtful accounts ▶			NONE
	8	Inventories for sale or use . . . . .			
	9	Prepaid expenses and deferred charges . . . . .			
	10a	Investments - U.S. and state government obligations (attach schedule) . . . . .			
	b	Investments - corporate stock (attach schedule) . . . . .	3,265,909.	3,509,228.	4,553,350.
	c	Investments - corporate bonds (attach schedule) . . . . .	1,213,932.	1,324,368.	1,294,650.
	11	Investments - land, buildings, and equipment basis ▶ Less: accumulated depreciation (attach schedule) ▶			
	12	Investments - mortgage loans . . . . .			
	13	Investments - other (attach schedule) . . . . .	497,200.	255,900.	244,070.
	14	Land, buildings, and equipment basis ▶ Less: accumulated depreciation (attach schedule) ▶			
15	Other assets (describe ▶) )				
16	<b>Total assets</b> (to be completed by all filers - see the instructions. Also, see page 1, item I) . . . . .	5,200,702.	5,294,969.	6,297,543.	
Liabilities	17	Accounts payable and accrued expenses . . . . .			
	18	Grants payable . . . . .			
	19	Deferred revenue . . . . .			
	20	Loans from officers, directors, trustees, and other disqualified persons . . . . .			
	21	Mortgages and other notes payable (attach schedule) . . . . .			
	22	Other liabilities (describe ▶) )			
	23	<b>Total liabilities</b> (add lines 17 through 22) . . . . .			NONE
Net Assets or Fund Balances	Foundations that follow SFAS 117, check here ▶ <input type="checkbox"/>				
	and complete lines 24 through 26 and lines 30 and 31.				
	24	Unrestricted . . . . .			
	25	Temporarily restricted . . . . .			
	26	Permanently restricted . . . . .			
	Foundations that do not follow SFAS 117, . . . ▶ <input checked="" type="checkbox"/>				
	check here and complete lines 27 through 31.				
27	Capital stock, trust principal, or current funds . . . . .	5,200,702.	5,294,969.		
28	Paid-in or capital surplus, or land, bldg, and equipment fund . . . . .				
29	Retained earnings, accumulated income, endowment, or other funds . . . . .				
30	<b>Total net assets or fund balances</b> (see instructions) . . . . .	5,200,702.	5,294,969.		
31	<b>Total liabilities and net assets/fund balances</b> (see instructions) . . . . .	5,200,702.	5,294,969.		

Part III Analysis of Changes in Net Assets or Fund Balances		
1	Total net assets or fund balances at beginning of year - Part II, column (a), line 30 (must agree with end-of-year figure reported on prior year's return) . . . . .	1 5,200,702.
2	Enter amount from Part I, line 27a . . . . .	2 94,267.
3	Other increases not included in line 2 (itemize) ▶	3
4	Add lines 1, 2, and 3 . . . . .	4 5,294,969.
5	Decreases not included in line 2 (itemize) ▶	5
6	<b>Total net assets or fund balances at end of year</b> (line 4 minus line 5) - Part II, column (b), line 30 . . . . .	6 5,294,969.

**Part IV Capital Gains and Losses for Tax on Investment Income**

(a) List and describe the kind(s) of property sold (e.g., real estate, 2-story brick warehouse; or common stock, 200 shs. MLC Co.)			(b) How acquired P - Purchase D - Donation	(c) Date acquired (mo., day, yr.)	(d) Date sold (mo., day, yr.)
<b>1a PUBLICLY TRADED SECURITIES</b>					
<b>b</b>					
<b>c</b>					
<b>d</b>					
<b>e</b>					
(e) Gross sales price	(f) Depreciation allowed (or allowable)	(g) Cost or other basis plus expense of sale	(h) Gain or (loss) (e) plus (f) minus (g)		
<b>a</b> 1,754,752.		1,395,562.	359,190.		
<b>b</b>					
<b>c</b>					
<b>d</b>					
<b>e</b>					
Complete only for assets showing gain in column (h) and owned by the foundation on 12/31/69			(i) Gains (Col. (h) gain minus col. (k), but not less than -0-) or Losses (from col. (h))		
(i) F.M.V. as of 12/31/69	(j) Adjusted basis as of 12/31/69	(k) Excess of col. (i) over col. (j), if any			
<b>a</b>			359,190.		
<b>b</b>					
<b>c</b>					
<b>d</b>					
<b>e</b>					
<b>2</b> Capital gain net income or (net capital loss)			2	359,190.	
{ If gain, also enter in Part I, line 7 If (loss), enter -0- in Part I, line 7 }					
<b>3</b> Net short-term capital gain or (loss) as defined in sections 1222(5) and (6):			3		
If gain, also enter in Part I, line 8, column (c) (see instructions). If (loss), enter -0- in Part I, line 8					

**Part V Qualification Under Section 4940(e) for Reduced Tax on Net Investment Income**

(For optional use by domestic private foundations subject to the section 4940(a) tax on net investment income.)

If section 4940(d)(2) applies, leave this part blank.

Was the foundation liable for the section 4942 tax on the distributable amount of any year in the base period?  Yes  No  
 If "Yes," the foundation does not qualify under section 4940(e). Do not complete this part.

**1** Enter the appropriate amount in each column for each year; see the instructions before making any entries.

(a) Base period years Calendar year (or tax year beginning in)	(b) Adjusted qualifying distributions	(c) Net value of noncharitable-use assets	(d) Distribution ratio (col (b) divided by col (c))
2013	297,538.	5,982,198.	0.049737
2012	271,425.	5,619,363.	0.048302
2011	267,611.	5,748,196.	0.046556
2010	258,154.	5,591,803.	0.046167
2009	243,606.	5,130,380.	0.047483
<b>2</b> Total of line 1, column (d)			0.238245
<b>3</b> Average distribution ratio for the 5-year base period - divide the total on line 2 by 5, or by the number of years the foundation has been in existence if less than 5 years			0.047649
<b>4</b> Enter the net value of noncharitable-use assets for 2014 from Part X, line 5			6,296,536.
<b>5</b> Multiply line 4 by line 3			300,024.
<b>6</b> Enter 1% of net investment income (1% of Part I, line 27b)			4,241.
<b>7</b> Add lines 5 and 6			304,265.
<b>8</b> Enter qualifying distributions from Part XII, line 4			332,036.

If line 8 is equal to or greater than line 7, check the box in Part VI, line 1b, and complete that part using a 1% tax rate. See the Part VI instructions.

Part VI Excise Tax Based on Investment Income (Section 4940(a), 4940(b), 4940(e), or 4948 - see instructions)

Table with 11 rows for excise tax calculations. Includes categories like 'Exempt operating foundations', 'Domestic foundations', and 'Total credits and payments'. Total tax due is 2,171.

Part VII-A Statements Regarding Activities

Table with 10 rows for activity statements. Questions include 'During the tax year, did the foundation attempt to influence any national, state, or local legislation?' and 'Has the foundation engaged in any activities that have not previously been reported to the IRS?'. Includes a handwritten 'CT' in row 8a.

Part VII-A Statements Regarding Activities (continued)

11 At any time during the year, did the foundation, directly or indirectly, own a controlled entity within the meaning of section 512(b)(13)? If "Yes," attach schedule (see instructions) . . . . . 11 X
12 Did the foundation make a distribution to a donor advised fund over which the foundation or a disqualified person had advisory privileges? If "Yes," attach statement (see instructions) . . . . . 12 X
13 Did the foundation comply with the public inspection requirements for its annual returns and exemption application? Website address N/A . . . . . 13 X
14 The books are in care of JPMORGAN CHASE BANK, NA Telephone no. (866) 888-5157 Located at 10 S DEARBORN IL1-0117, CHICAGO, IL ZIP+4 60603
15 Section 4947(a)(1) nonexempt charitable trusts filing Form 990-PF in lieu of Form 1041 - Check here . . . . . 15
16 At any time during calendar year 2014, did the foundation have an interest in or a signature or other authority over a bank, securities, or other financial account in a foreign country? . . . . . 16 Yes No X
See the instructions for exceptions and filing requirements for FinCEN Form 114, (formerly TD F 90-22.1). If "Yes," enter the name of the foreign country

Part VII-B Statements Regarding Activities for Which Form 4720 May Be Required

File Form 4720 if any item is checked in the "Yes" column, unless an exception applies.

1a During the year did the foundation (either directly or indirectly):
(1) Engage in the sale or exchange, or leasing of property with a disqualified person? Yes No X
(2) Borrow money from, lend money to, or otherwise extend credit to (or accept it from) a disqualified person? Yes No X
(3) Furnish goods, services, or facilities to (or accept them from) a disqualified person? Yes No X
(4) Pay compensation to, or pay or reimburse the expenses of, a disqualified person? X Yes No
(5) Transfer any income or assets to a disqualified person (or make any of either available for the benefit or use of a disqualified person)? Yes No X
(6) Agree to pay money or property to a government official? (Exception. Check "No" if the foundation agreed to make a grant to or to employ the official for a period after termination of government service, if terminating within 90 days.) Yes No X
b If any answer is "Yes" to 1a(1)-(6), did any of the acts fail to qualify under the exceptions described in Regulations section 53.4941(d)-3 or in a current notice regarding disaster assistance (see instructions)? . . . . . 1b X
Organizations relying on a current notice regarding disaster assistance check here
c Did the foundation engage in a prior year in any of the acts described in 1a, other than excepted acts, that were not corrected before the first day of the tax year beginning in 2014? . . . . . 1c X
2 Taxes on failure to distribute income (section 4942) (does not apply for years the foundation was a private operating foundation defined in section 4942(j)(3) or 4942(j)(5))
a At the end of tax year 2014, did the foundation have any undistributed income (lines 6d and 6e, Part XIII) for tax year(s) beginning before 2014? . . . . . Yes No X
If "Yes," list the years
b Are there any years listed in 2a for which the foundation is not applying the provisions of section 4942(a)(2) (relating to incorrect valuation of assets) to the year's undistributed income? (If applying section 4942(a)(2) to all years listed, answer "No" and attach statement - see instructions.) . . . . . 2b X
c If the provisions of section 4942(a)(2) are being applied to any of the years listed in 2a, list the years here
3a Did the foundation hold more than a 2% direct or indirect interest in any business enterprise at any time during the year? . . . . . Yes No X
b If "Yes," did it have excess business holdings in 2014 as a result of (1) any purchase by the foundation or disqualified persons after May 26, 1969; (2) the lapse of the 5-year period (or longer period approved by the Commissioner under section 4943(c)(7)) to dispose of holdings acquired by gift or bequest; or (3) the lapse of the 10-, 15-, or 20-year first phase holding period? (Use Schedule C, Form 4720, to determine if the foundation had excess business holdings in 2014) . . . . . 3b
4a Did the foundation invest during the year any amount in a manner that would jeopardize its charitable purposes? . . . . . 4a X
b Did the foundation make any investment in a prior year (but after December 31, 1969) that could jeopardize its charitable purpose that had not been removed from jeopardy before the first day of the tax year beginning in 2014? . . . . . 4b X

**Part VII-B Statements Regarding Activities for Which Form 4720 May Be Required (continued)**

5a During the year did the foundation pay or incur any amount to:

(1) Carry on propaganda, or otherwise attempt to influence legislation (section 4945(e))?  Yes  No

(2) Influence the outcome of any specific public election (see section 4955), or to carry on, directly or indirectly, any voter registration drive?  Yes  No

(3) Provide a grant to an individual for travel, study, or other similar purposes?  Yes  No

(4) Provide a grant to an organization other than a charitable, etc., organization described in section 4945(d)(4)(A)? (see instructions).  Yes  No

(5) Provide for any purpose other than religious, charitable, scientific, literary, or educational purposes, or for the prevention of cruelty to children or animals?  Yes  No

b If any answer is "Yes" to 5a(1)-(5), did any of the transactions fail to qualify under the exceptions described in Regulations section 53.4945 or in a current notice regarding disaster assistance (see instructions)?  Yes  No

Organizations relying on a current notice regarding disaster assistance check here

c If the answer is "Yes" to question 5a(4), does the foundation claim exemption from the tax because it maintained expenditure responsibility for the grant?  Yes  No

If "Yes," attach the statement required by Regulations section 53.4945-5(d).

6a Did the foundation, during the year, receive any funds, directly or indirectly, to pay premiums on a personal benefit contract?  Yes  No

b Did the foundation, during the year, pay premiums, directly or indirectly, on a personal benefit contract?  Yes  No

If "Yes" to 6b, file Form 8870

7a At any time during the tax year, was the foundation a party to a prohibited tax shelter transaction?  Yes  No

b If "Yes," did the foundation receive any proceeds or have any net income attributable to the transaction?  Yes  No

**Part VIII Information About Officers, Directors, Trustees, Foundation Managers, Highly Paid Employees, and Contractors**

**1 List all officers, directors, trustees, foundation managers and their compensation (see instructions).**

(a) Name and address	(b) Title, and average hours per week devoted to position	(c) Compensation (if not paid, enter -0-)	(d) Contributions to employee benefit plans and deferred compensation	(e) Expense account, other allowances
JPMORGAN CHASE BANK, NA 10 S DEARBORN IL1-0117, CHICAGO, IL 60603	TRUSTEE 2	74,142.	-0-	-0-
-----				
-----				
-----				

**2 Compensation of five highest-paid employees (other than those included on line 1 - see instructions). If none, enter "NONE."**

(a) Name and address of each employee paid more than \$50,000	(b) Title, and average hours per week devoted to position	(c) Compensation	(d) Contributions to employee benefit plans and deferred compensation	(e) Expense account, other allowances
NONE		NONE	NONE	NONE
-----				
-----				
-----				

Total number of other employees paid over \$50,000  NONE

**Part VIII Information About Officers, Directors, Trustees, Foundation Managers, Highly Paid Employees, and Contractors (continued)**

**3 Five highest-paid independent contractors for professional services (see instructions). If none, enter "NONE."**

(a) Name and address of each person paid more than \$50,000	(b) Type of service	(c) Compensation
NONE		NONE
-----		
-----		
-----		
-----		
-----		
<b>Total number of others receiving over \$50,000 for professional services . . . . .</b>		NONE

**Part IX-A Summary of Direct Charitable Activities**

List the foundation's four largest direct charitable activities during the tax year. Include relevant statistical information such as the number of organizations and other beneficiaries served, conferences convened, research papers produced, etc.	Expenses
1 NONE	
-----	
-----	
2	
-----	
-----	
3	
-----	
-----	
4	
-----	
-----	

**Part IX-B Summary of Program-Related Investments (see instructions)**

Describe the two largest program-related investments made by the foundation during the tax year on lines 1 and 2.	Amount
1 NONE	
-----	
-----	
2	
-----	
-----	
All other program-related investments. See instructions.	
3 NONE	
-----	
-----	
<b>Total. Add lines 1 through 3 . . . . .</b>	

**Part X Minimum Investment Return** (All domestic foundations must complete this part. Foreign foundations, see instructions.)

<b>1</b>	Fair market value of assets not used (or held for use) directly in carrying out charitable, etc., purposes:		
<b>a</b>	Average monthly fair market value of securities . . . . .	<b>1a</b>	6,107,820.
<b>b</b>	Average of monthly cash balances . . . . .	<b>1b</b>	284,602.
<b>c</b>	Fair market value of all other assets (see instructions). . . . .	<b>1c</b>	NONE
<b>d</b>	<b>Total</b> (add lines 1a, b, and c) . . . . .	<b>1d</b>	6,392,422.
<b>e</b>	Reduction claimed for blockage or other factors reported on lines 1a and 1c (attach detailed explanation) . . . . .	<b>1e</b>	
<b>2</b>	Acquisition indebtedness applicable to line 1 assets . . . . .	<b>2</b>	NONE
<b>3</b>	Subtract line 2 from line 1d . . . . .	<b>3</b>	6,392,422.
<b>4</b>	Cash deemed held for charitable activities. Enter 1 1/2% of line 3 (for greater amount, see instructions). . . . .	<b>4</b>	95,886.
<b>5</b>	<b>Net value of noncharitable-use assets.</b> Subtract line 4 from line 3. Enter here and on Part V, line 4 . . . . .	<b>5</b>	6,296,536.
<b>6</b>	<b>Minimum investment return.</b> Enter 5% of line 5 . . . . .	<b>6</b>	314,827.

**Part XI Distributable Amount** (see instructions) (Section 4942(j)(3) and (j)(5) private operating foundations and certain foreign organizations check here  and do not complete this part.)

<b>1</b>	Minimum investment return from Part X, line 6 . . . . .	<b>1</b>	314,827.
<b>2a</b>	Tax on investment income for 2014 from Part VI, line 5 . . . . .	<b>2a</b>	4,241.
<b>b</b>	Income tax for 2014. (This does not include the tax from Part VI.) . . . . .	<b>2b</b>	
<b>c</b>	Add lines 2a and 2b . . . . .	<b>2c</b>	4,241.
<b>3</b>	Distributable amount before adjustments. Subtract line 2c from line 1 . . . . .	<b>3</b>	310,586.
<b>4</b>	Recoveries of amounts treated as qualifying distributions . . . . .	<b>4</b>	NONE
<b>5</b>	Add lines 3 and 4 . . . . .	<b>5</b>	310,586.
<b>6</b>	Deduction from distributable amount (see instructions). . . . .	<b>6</b>	NONE
<b>7</b>	<b>Distributable amount</b> as adjusted. Subtract line 6 from line 5. Enter here and on Part XIII, line 1 . . . . .	<b>7</b>	310,586.

**Part XII Qualifying Distributions** (see instructions)

<b>1</b>	Amounts paid (including administrative expenses) to accomplish charitable, etc., purposes:		
<b>a</b>	Expenses, contributions, gifts, etc. - total from Part I, column (d), line 26 . . . . .	<b>1a</b>	332,036.
<b>b</b>	Program-related investments - total from Part IX-B . . . . .	<b>1b</b>	
<b>2</b>	Amounts paid to acquire assets used (or held for use) directly in carrying out charitable, etc., purposes . . . . .	<b>2</b>	NONE
<b>3</b>	Amounts set aside for specific charitable projects that satisfy the:		
<b>a</b>	Suitability test (prior IRS approval required) . . . . .	<b>3a</b>	NONE
<b>b</b>	Cash distribution test (attach the required schedule) . . . . .	<b>3b</b>	NONE
<b>4</b>	<b>Qualifying distributions.</b> Add lines 1a through 3b. Enter here and on Part V, line 8, and Part XIII, line 4 . . . . .	<b>4</b>	332,036.
<b>5</b>	Foundations that qualify under section 4940(e) for the reduced rate of tax on net investment income. Enter 1% of Part I, line 27b (see instructions) . . . . .	<b>5</b>	4,241.
<b>6</b>	<b>Adjusted qualifying distributions.</b> Subtract line 5 from line 4 . . . . .	<b>6</b>	327,795.

**Note.** The amount on line 6 will be used in Part V, column (b), in subsequent years when calculating whether the foundation qualifies for the section 4940(e) reduction of tax in those years.

**Part XIII Undistributed Income** (see instructions)

	(a) Corpus	(b) Years prior to 2013	(c) 2013	(d) 2014
1 Distributable amount for 2014 from Part XI, line 7 . . . . .				310,586.
2 Undistributed income, if any, as of the end of 2014				
a Enter amount for 2013 only . . . . .			1,016.	
b Total for prior years 20 <u>12</u> , 20 <u>  </u> , 20 <u>  </u> . . . . .		NONE		
3 Excess distributions carryover, if any, to 2014				
a From 2009 . . . . .	NONE			
b From 2010 . . . . .	NONE			
c From 2011 . . . . .	NONE			
d From 2012 . . . . .	NONE			
e From 2013 . . . . .	NONE			
f Total of lines 3a through e . . . . .	NONE			
4 Qualifying distributions for 2014 from Part XII, line 4 ▶ \$ <u>332,036.</u>				
a Applied to 2013, but not more than line 2a . . . . .			1,016.	
b Applied to undistributed income of prior years (Election required - see instructions) . . . . .		NONE		
c Treated as distributions out of corpus (Election required - see instructions) . . . . .	NONE			
d Applied to 2014 distributable amount . . . . .				310,586.
e Remaining amount distributed out of corpus . . . . .	20,434.			
5 Excess distributions carryover applied to 2014 . . . . . (If an amount appears in column (d), the same amount must be shown in column (a).)	NONE			NONE
6 Enter the net total of each column as indicated below:				
a Corpus. Add lines 3f, 4c, and 4e. Subtract line 5 . . . . .	20,434.			
b Prior years' undistributed income. Subtract line 4b from line 2b . . . . .		NONE		
c Enter the amount of prior years' undistributed income for which a notice of deficiency has been issued, or on which the section 4942(a) tax has been previously assessed . . . . .		NONE		
d Subtract line 6c from line 6b Taxable amount - see instructions . . . . .		NONE		
e Undistributed income for 2013. Subtract line 4a from line 2a. Taxable amount - see instructions . . . . .				
f Undistributed income for 2014. Subtract lines 4d and 5 from line 1 This amount must be distributed in 2015 . . . . .				NONE
7 Amounts treated as distributions out of corpus to satisfy requirements imposed by section 170(b)(1)(F) or 4942(g)(3) (Election may be required - see instructions) . . . . .	NONE			
8 Excess distributions carryover from 2009 not applied on line 5 or line 7 (see instructions) . . . . .	NONE			
9 Excess distributions carryover to 2015. Subtract lines 7 and 8 from line 6a . . . . .	20,434.			
10 Analysis of line 9				
a Excess from 2010 . . . . .	NONE			
b Excess from 2011 . . . . .	NONE			
c Excess from 2012 . . . . .	NONE			
d Excess from 2013 . . . . .	NONE			
e Excess from 2014 . . . . .	20,434.			

Part XIV Private Operating Foundations (see instructions and Part VII-A, question 9)

NOT APPLICABLE

1a If the foundation has received a ruling or determination letter that it is a private operating foundation, and the ruling is effective for 2014, enter the date of the ruling

b Check box to indicate whether the foundation is a private operating foundation described in section 4942(j)(3) or 4942(j)(5)

2a Enter the lesser of the adjusted net income from Part I or the minimum investment return from Part X for each year listed

Table with 5 columns: Tax year (a) 2014, Prior 3 years (b) 2013, (c) 2012, (d) 2011, (e) Total. Rows include 2a, 2b, 2c, 2d, 2e, 3, 3a, 3a(1), 3a(2), 3b, 3c, 3c(1), 3c(2), 3c(3), 3c(4).

Part XV Supplementary Information (Complete this part only if the foundation had \$5,000 or more in assets at any time during the year - see instructions.)

1 Information Regarding Foundation Managers:

a List any managers of the foundation who have contributed more than 2% of the total contributions received by the foundation before the close of any tax year (but only if they have contributed more than \$5,000).

N/A

b List any managers of the foundation who own 10% or more of the stock of a corporation (or an equally large portion of the ownership of a partnership or other entity) of which the foundation has a 10% or greater interest.

N/A

2 Information Regarding Contribution, Grant, Gift, Loan, Scholarship, etc., Programs:

Check here [ ] if the foundation only makes contributions to preselected charitable organizations and does not accept unsolicited requests for funds.

a The name, address, and telephone number or e-mail address of the person to whom applications should be addressed

SEE STATEMENT 4

b The form in which applications should be submitted and information and materials they should include:

SEE ATTACHED STATEMENT FOR LINE 2

c Any submission deadlines:

SEE ATTACHED STATEMENT FOR LINE 2

d Any restrictions or limitations on awards, such as by geographical areas, charitable fields, kinds of institutions, or other factors:

SEE ATTACHED STATEMENT FOR LINE 2

**Part XV Supplementary Information (continued)**

**3 Grants and Contributions Paid During the Year or Approved for Future Payment**

Recipient Name and address (home or business)	If recipient is an individual, show any relationship to any foundation manager or substantial contributor	Foundation status of recipient	Purpose of grant or contribution	Amount
a <i>Paid during the year</i>  SEE ATTACHED	NONE	PC	GENERAL	313,500.
<b>Total</b> ..... ▶ 3a				313,500.
b <i>Approved for future payment</i>				
<b>Total</b> ..... ▶ 3b				





FORM 990PF, PART I - DIVIDENDS AND INTEREST FROM SECURITIES

DESCRIPTION	REVENUE AND EXPENSES PER BOOKS	NET INVESTMENT INCOME
DIVIDENDS AND INTEREST SECURITIES	127,131.	121,952.
TOTAL	127,131.	121,952.

FORM 990PF, PART I - OTHER INCOME  
=====

DESCRIPTION -----	REVENUE AND EXPENSES PER BOOKS -----
DEFERRED INCOME	-938.
TOTALS	----- -938. =====

FORM 990PF, PART I - TAXES

=====

DESCRIPTION	REVENUE AND EXPENSES PER BOOKS	NET INVESTMENT INCOME
FEDERAL TAX PAYMENT - PRIOR YE	2,000.	
FOREIGN TAXES ON QUALIFIED FOR	1,237.	1,237.
FOREIGN TAXES ON NONQUALIFIED	237.	237.
TOTALS	3,474.	1,474.

SASCO FOUNDATION P60100008  
FORM 990PF, PART XV - LINES 2a - 2d  
=====

13-6046567

RECIPIENT NAME:

MR JOHN J POWERS, MANAGING DIRECTOR

ADDRESS:

JPMORGAN CHASE BANK NA 270 PARK AVE  
NEW YORK, NY 10017

FORM, INFORMATION AND MATERIALS:

WRITTEN PROPOSAL SETTING GOALS AND HOW  
FUNDS WILL BE SPENT

SUBMISSION DEADLINES:

SEPTEMBER 30

RESTRICTIONS OR LIMITATIONS ON AWARDS:

NONE

STATEMENT 4

SASCO FOUNDATION P60100008

FEIN: 13-6046567

FYE 12/31/2014

Grants Paid

Organization	City	State	Total Grants Paid
Aid for Orphans Relief	Hamden	CT	5,000.00
Aquidneck Island Land Trust	Middletown	RI	1,000.00
Berkshire Botanical Garden	Stockbridge	MA	500.00
Berkshire Choral International	Sheffield	MA	1,000.00
Berkshire School	Sheffield	MA	2,500.00
Berkshire South Community Center	Barrington	MA	5,000.00
Blue Hill Heritage Trust	Blue Hill	ME	1,000.00
Blue Hill Memorial Hospital	Blue Hill	ME	1,000.00
Boston Symphony Orchestra	Boston	MA	2,000.00
Calvin Hill Daycare Center	New Haven	CT	1,000.00
Central Asia Institute	Bozeman	MT	3,000.00
Church of the Pilgrims	Washington	DC	5,000.00
Connecticut Food Bank	New Haven	CT	4,000.00
Connecticut Fund for the Environment	New Haven	CT	6,000.00
Decordova Museum	Lincoln	MA	1,000.00
Doctors Without Borders	New York	NY	10,000.00
Eastern Maine Homecare Foundation	Caribou	ME	2,000.00
Eastern Maine Medical Center Foundation	Bangor	ME	6,000.00
Fairview Hospital	Cleveland	OH	2,000.00
First Parish Church of Lincoln MA	Lincoln	MA	3,000.00
Foot School	New Haven	CT	1,500.00
Fund for Yale-New Haven	New Haven	CT	3,000.00
Harvard Graduate School of Education	Cambridge	MA	12,000.00
Heifer International	Little Rock	AR	2,000.00
Hopkins School	New Haven	CT	1,000.00
Hotchkiss School	Lakeville	CT	1,500.00
Integrated Refugee and Immigrant Services (IRIS)	New Haven	CT	1,500.00
Kingsley Montessori School	Boston	MA	5,000.00
Kneisel Hall	Blue Hill	ME	2,000.00
Land Trust Alliance	Washington	DC	2,000.00
Lifelight Foundation	Bangor	ME	1,000.00
Lift	Washington	DC	1,000.00
MahaWe Performing Arts	Great Barrington	MA	15,000.00
Maine Coast Heritage Trust	Topsham	ME	2,000.00
Maine Community Foundation	Ellsworth	ME	106,000.00
Maine Environmental Research Institute	Blue Hill	ME	2,000.00

SASCO FOUNDATION P60100008

FEIN: 13-6046567

FYE 12/31/2014

Grants Paid

Organization	City	State	Total Grants Paid
Natural Resources Council of Maine	Augusta	ME	2,000.00
Natural Resources Defense Council	New York	NY	8,000.00
Nature Conservancy	Morocco	IN	2,000.00
Nature Conservancy - Mass. Chapter	Boston	MA	1,000.00
New Haven Symphon Orchestra	New Haven	CT	15,000.00
Northfield Mt Hermon School	Gill	MA	1,000.00
Ocean Conservancy	Washington	DC	1,000.00
Peninsula Ambulance Corps, Inc.	Blue Hill	ME	1,000.00
Pennfield School	Portsmouth	RI	3,000.00
Per Scholas	Silver Spring	MD	5,000.00
Planned Parenthood Federation of America	New York	NY	5,000.00
Planned Parenthood of Southern New England	New Haven	CT	3,000.00
Radcliffe Institute for Advanced Study	Cambridge	MA	5,000.00
Rett Syndrome Research Trust	Trumbull	CT	5,000.00
Rhode Island Community Food Bank	Providence	RI	1,000.00
Sheffield Land Trust	Sheffield	MA	15,000.00
Smithsonian Institution	Washington	DC	15,000.00
U.S. Fund for Unicef	New York	NY	5,000.00
			<u>313,500.00</u>



J.P.Morgan Chase Bank, N.A.  
 270 Park Avenue, New York, NY 10017-2014

SASCO FOUNDATION ACCT. P60100008  
 As of 12/31/14



097407301803100010734  
 098407301600100010734

## Fiduciary Account

J.P. Morgan Team		Table of Contents	Page
Natacha Minnith	Banker	Account Summary	2
John Powers	T & E Officer	Holdings	
Sandra Knowles	T & E Administrator	Equity	4
Karen Shapiro	Portfolio Manager	Alternative Assets	8
Kathleen Kwiatkowski	Client Service Team	Cash & Fixed Income	9
Online access	<a href="http://www.jp.morganonline.com">www.jp.morganonline.com</a>		

Please see disclosures located at the end of this statement package for important information relating to each J.P.Morgan account(s)

J.P.Morgan

0000002183 15 0 15 FRRRR SCHMHA 20150407

## Account Summary

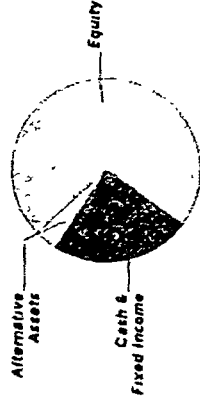
### PRINCIPAL

Asset Allocation	Beginning Market Value	Ending Market Value	Change In Value	Estimated Annual Income	Current Allocation
Equity	4,380,702.39	4,553,350.40	172,648.01	53,122.73	72%
Alternative Assets	501,141.06	244,069.62	(257,071.44)	5,101.02	4%
Cash & Fixed Income	1,376,486.16	1,462,274.78	85,788.62	28,060.26	24%
<b>Market Value</b>	<b>\$6,258,329.61</b>	<b>\$6,259,694.80</b>	<b>\$1,365.19</b>	<b>\$86,284.01</b>	<b>100%</b>

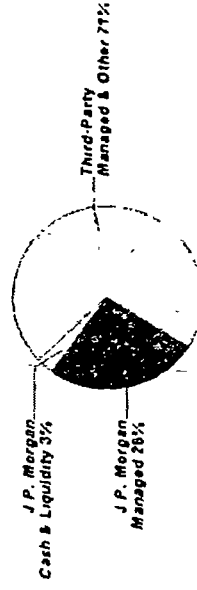
### INCOME

Cash Position	Beginning Market Value	Ending Market Value	Change In Value
Cash Balance	31,220.46	37,847.96	6,627.50
Accruals	2,453.35	4,969.95	2,516.60
<b>Market Value</b>	<b>\$33,673.81</b>	<b>\$42,817.91</b>	<b>\$9,144.10</b>

### Asset Allocation



### Manager Allocation \*



\* J.P. Morgan Managed includes (to the extent permitted under applicable law) mutual funds, other registered funds and hedge funds managed by J.P. Morgan and structured products issued by J.P. Morgan. J.P. Morgan Cash & Liquidity Funds includes cash, J.P. Morgan deposit sweeps and J.P. Morgan money market mutual funds. Third-Party Managed & Other includes mutual funds, exchange traded funds, hedge funds, and separately managed accounts managed by parties other than J.P. Morgan, structured products and exchange traded notes issued by parties other than J.P. Morgan, and other investments not managed or issued by J.P. Morgan. See important information about investment principles and conflicts in the disclosures section.



SASCO FOUNDATION ACCT. P60100008  
As of 12/31/14



097407301600100010735  
098407301600100010735

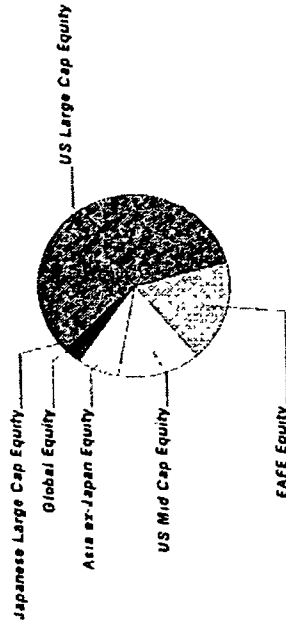
**Account Summary** CONTINUED

	Cost
Equity	3,509,228 25
Cash & Fixed Income	1,491,993 45
<b>Total</b>	<b>\$5,001,221.70</b>

J.P.Morgan

## Equity Summary

Asset Categories	Beginning Market Value	Ending Market Value	Change In Value	Current Allocation
US Large Cap Equity	2,337,468.63	2,652,891.15	315,422.52	42%
US Mid Cap Equity	578,320.90	637,121.60	58,800.70	10%
EAFE Equity	878,902.36	805,897.79	(73,004.57)	13%
European Large Cap Equity	141,859.64	0.00	(141,859.64)	
Japanese Large Cap Equity	0.00	71,794.80	71,794.80	1%
Asia ex-Japan Equity	384,307.02	326,018.53	(58,288.49)	5%
Emerging Market Equity	59,843.84	0.00	(59,843.84)	
Global Equity	0.00	59,626.53	59,626.53	1%
<b>Total Value</b>	<b>\$4,380,702.39</b>	<b>\$4,553,350.40</b>	<b>\$172,648.01</b>	<b>72%</b>



Equity as a percentage of your portfolio - 72%

Market Value/Cost	Current Period Value
Market Value	4,553,350.40
Tax Cost	3,509,228.25
Unrealized Gain/Loss	1,044,122.15
Estimated Annual Income	53,122.73
Accrued Dividends	4,965.28
Yield	1.16%



SASCO FOUNDATION ACCT. P60100008  
As of 12/31/14



097407301603100010736  
098407301600100010736

## Equity Detail

	Price	Quantity	Value	Adjusted Tax Cost Original Cost	Unrealized Gain/Loss	Est. Annual Inc Accrued Div.	Yield
<b>US Large Cap Equity</b>							
BBH CORE SELECT FUND-N 05528X-60-4 BBTE X	22.69	17,865.707	405,372.89	298,000.00	107,372.89	2,572.66	0.63%
EDGEWOOD GROWTH FUND-INS 0075W0-75-9 EGFI X	20.28	15,287.379	310,028.05	175,000.00	135,028.05		
JPM US LARGE CAP CORE PLUS FD - SEL FUND 1002 4812A2-38-9 JLPS X	29.40	13,708.674	403,035.02	242,834.63	160,200.39	5,593.13	1.39%
NEUBERGER BER MU/C OPP-INS 64122Q-30-9 NMUL X	15.70	9,914.894	155,663.84	116,500.00	39,163.84	1,457.48	0.94%
PRIMECAP ODYSSEY STOCK FUND 74160Q-30-1 POSK X	23.66	20,268.548	479,553.85	445,300.00	34,253.85	6,283.24	1.31%
SPDR S&P 500 ETF TRUST 78462F-10-3 SPY	205.54	4,375.000	899,237.50	692,967.51	206,269.99	16,778.12 4,965.28	1.87%
<b>Total US Large Cap Equity</b>			<b>\$2,652,991.15</b>	<b>\$1,970,602.14</b>	<b>\$682,289.01</b>	<b>\$32,684.63</b> <b>\$4,965.28</b>	<b>1.29%</b>
<b>US Mid Cap Equity</b>							
ISHARES RUSSELL MIDCAP VALUE INDEX FUND 464287-47-3 IWS	73.76	4,260.000	314,217.60	249,775.80	64,441.80	5,793.60	1.84%

J.P.Morgan



SASCO FOUNDATION ACCT. P60100008  
As of 12/31/14

	Price	Quantity	Value	Adjusted Tax Cost Original Cost	Unrealized Gain/Loss	Est. Annual Inc Accrued Div	Yield
<b>US Mid Cap Equity</b>							
ISHARES CORE S&P MID-CAP ETF 464287-50-7 IJH	144.80	2,230,000	322,904.00	169,561.21	153,342.79	4,330.66	1.34%
<b>Total US Mid Cap Equity</b>			<b>\$637,121.60</b>	<b>\$419,337.01</b>	<b>\$217,784.59</b>	<b>\$10,124.26</b>	<b>1.59%</b>
<b>EAFE Equity</b>							
ARTISAN INTL VALUE FUND-INV 04314H-88-1 ARTK X	34.21	9,504,138	325,136.56	240,200.00	84,936.56	5,198.76	1.60%
DODGE & COX INTL STOCK FUND 256206-10-3 DODF X	42.11	3,156,642	132,926.19	133,000.00	(73.81)		
OAKMARK INTERNATIONAL FD-I 413838-20-2 OAKI X	23.34	14,902,958	347,835.04	355,500.00	(7,664.96)		
<b>Total EAFE Equity</b>			<b>\$805,897.79</b>	<b>\$728,700.00</b>	<b>\$77,197.79</b>	<b>\$5,198.76</b>	<b>0.65%</b>
<b>Japanese Large Cap Equity</b>							
BROWN ADV JAPAN ALPHA OPP-IS 115233-57-9 BAFJ X	10.78	6,660,000	71,794.80	66,600.00	5,194.80	3,389.94	4.72%
<b>Asia ex-Japan Equity</b>							
INVESCO ASIA PACIFIC GRTH-Y ASIA PAC GWT Y 008882-58-1 ASIY X	31.37	5,991,129	187,941.72	175,600.00	12,341.72		

J.P.Morgan



SASCO FOUNDATION ACCT. P60100008  
As of 12/31/14



097407301803100010737  
098407301600100010737

	Price	Quantity	Value	Adjusted Tax Cost Original Cost	Unrealized Gain/Loss	Est. Annual Inc Accrued Div.	Yield
<b>Asia ex-Japan Equity</b>							
MATTHEWS PACIFIC TIGER FD-IS 577130-83-4 MIPT X	26.56	5,198,675	138,076.81	93,289.10	44,787.71	930.56	0.67%
<b>Total Asia ex-Japan Equity</b>			<b>\$326,016.53</b>	<b>\$268,889.10</b>	<b>\$57,129.43</b>	<b>\$930.56</b>	<b>0.28%</b>
<b>Global Equity</b>							
JPM GLBL RES ENH INDEX FD - SEL FUND 3457 46637K-51-3 JEIT X	18.31	3,256,501	59,626.53	55,100.00	4,526.53	794.58	1.33%

J.P. Morgan



SASCO FOUNDATION ACCT. P60100008  
As of 12/31/14

### Alternative Assets Summary

Asset Categories	Beginning Estimated Value	Ending Estimated Value	Change In Value	Current Allocation
Hedge Funds	252,308.47	244,069.62	(8,238.85)	4%
Hard Assets	248,832.59	0.00	(248,832.59)	
<b>Total Value</b>	<b>\$501,141.06</b>	<b>\$244,069.62</b>	<b>(\$257,071.44)</b>	<b>4%</b>

### Alternative Assets Detail

	Price	Quantity	Estimated Value	Cost
<b>Hedge Funds</b>				
GOLDMAN SACHS TR STRG INCM INST 38145C-64-6 GSZI X	10.28	18,822,976	193,500.19	199,900.00
INV BALANCED-RISK ALLOC-Y 00141V-69-7 ABRY X	11.64	4,344,453	50,569.43	56,000.00
<b>Total Hedge Funds</b>			<b>\$244,069.62</b>	<b>\$255,900.00</b>

J.P. Morgan



SASCO FOUNDATION ACCT. P60100008  
As of 12/31/14

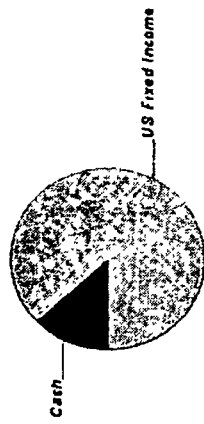


097407301803100010738  
098407301600100010738

## Cash & Fixed Income Summary

Asset Categories	Beginning Market Value	Ending Market Value	Change In Value	Current Allocation
Cash	192,440.54	167,625.11	(24,815.43)	3%
US Fixed Income	1,184,045.62	1,294,649.67	110,604.05	21%
<b>Total Value</b>	<b>\$1,376,486.16</b>	<b>\$1,462,274.78</b>	<b>\$85,788.62</b>	<b>24%</b>

Market Value/Cost	Current Period Value
Market Value	1,462,274.78
Tax Cost	1,491,993.45
Unrealized Gain/Loss	(29,718.67)
Estimated Annual Income	28,060.26
Accrued Interest	4.67
Yield	1.91%



### SUMMARY BY MATURITY

Cash & Fixed Income	Market Value	% of Bond Portfolio
0-6 months <sup>1</sup>	1,462,274.78	100%

<sup>1</sup> The years indicate the number of years until the bond is scheduled to mature based on the statement end date. Some bonds may be called, or paid in full, before their stated maturity.

### SUMMARY BY TYPE

Cash & Fixed Income	Market Value	% of Bond Portfolio
Cash	167,625.11	11%
Mutual Funds	1,141,607.53	79%
Other	153,042.14	10%
<b>Total Value</b>	<b>\$1,462,274.78</b>	<b>100%</b>

Cash & Fixed Income as a percentage of your portfolio - 24 %



NASCO FOUNDATION ACCT. P60100008  
As of 12/31/14

Note <sup>1</sup> This is the Annual Percentage Yield (APY) which is the rate earned if balances remain on deposit for a full year with compounding, there is no change in the interest rate and all interest is left in the account

### Cash & Fixed Income Detail

	Price	Quantity	Value	Adjusted Tax Cost Original Cost	Unrealized Gain/Loss	Est. Annual Income Accrued Interest	Yield
<b>Cash</b>							
US DOLLAR PRINCIPAL	1.00	167,625.11	167,625.11	167,625.11		50.28 4.67	0.03% <sup>1</sup>
<b>US Fixed Income</b>							
JPM UNCONSTRAINED DEBT FD - SELECT FUND 2130 48121A-29-0	10.03	19,455.25	195,136.19	200,000.00	(4,863.81)	4,241.24	2.17%
JPM STRAT INC OPP FD - SEL FUND 3844 4812A4-35-1	11.72	11,060.41	129,628.02	127,833.46	1,794.56	1,847.08	1.42%
JPM TOTAL RETURN FD - SEL FUND 3218 4812A4-43-5	10.05	29,062.64	292,079.50	317,364.00	(25,284.50)	6,393.78	2.19%
JPM SHORT DURATION BD FD - SE FUND 3133 4812C1-33-0	10.86	38,327.54	416,237.08	413,170.88	3,066.20	5,212.54	1.25%
JPM INTERM TAX FREE BD FD - INSTL FUND 1374 4812A0-45-8	11.10	13,787.58	153,042.14	155,000.00	(1,957.86)	5,032.46	3.29%

J.P. Morgan



SASCO FOUNDATION ACCT. P60100008  
As of 12/31/14



097407301803100010739  
098407301600100010739

	Price	Quantity	Value	Adjusted Tax Cost Original Cost	Unrealized Gain/Loss	Est. Annual Income Accrued Interest	Yield
<b>US Fixed Income</b>							
DOUBLELINE TOTAL RET BD-I 258620-10-3	10.97	9,893.05	108,526.74	111,000.00	(2,473.26)	5,282.88	4.87%
<b>Total US Fixed Income</b>			<b>\$1,294,649.67</b>	<b>\$1,324,368.34</b>	<b>(\$29,718.67)</b>	<b>\$28,009.98</b>	<b>2.16%</b>

J.P. Morgan

*J.P. Morgan*

THIS PAGE INTENTIONALLY LEFT BLANK

J.P. Morgan



## PAPER FILE CHARITABLE RETURNS

Before using this form, please consider the following

- / no 1) Is a JPMC signature required before filing? (please circle one)
- 2) If "yes," this return must go through a batch process
- no 3) Has Tax Control (Bnan/Todd) approved this batch for filing? (please circle one)

ACCOUNT NUMBER P61495001

ACCOUNT NAME THE READE FAMILY FOUNDATION

ACCOUNTANT NAME IAN D SCHMITT

**FORM 8082**

TAX MANAGER \_\_\_\_\_

TAX SUPPORT \_\_\_\_\_

Wet Signature Needed (yes / no)	Form Number	Fed or State	Due Date	Tax Year End	Amended? (yes / no)	Printed from Onesource? (yes / no)	Tracked in OneSource? (yes / no)	Tax/Filing Fee Due? (yes / no)	Amount Due	FO Notified of Tax Due (yes / no)
no	990-PF	FED	11/16/2015	6/30/2015	no	yes	yes	no		
yes <input checked="" type="radio"/> / no										
yes / no										
yes / no										
yes / no										
yes / no										
yes / no										

**For Paraprofessional Use Only**

ALL FEDERAL WITH TAX DUE ARE PAID ELECTRONICALLY BY JPMC BUT ARE FILED BY DELOITTE TAX LLP ALL STATES WITH TAX DUE ARE SENT TO JPMC FOR FILING ALL AG FILINGS THAT HAVE A FILING FEE ARE SENT TO JPMC FOR FILING.

Steps & Instructions	Initials	Date
1) Ensure TC Approval before processing return and confirm NO JPMC wet signatures required		
2) If any forms are printed OUTSIDE of Onesource, scan to SFTP account folder, add to database template, and add to "other potential filings" in Onesource		
3) If no tax due, skip to step 4 If tax is due, add to Kim's tax due report Prep transmittal letter, save to SFTP site Set milestone in Onesource to "Paper Return Delivered to Client for Filing" and save counter date in prep note in Onesource		
4) If no tax due, prepare transmittal letter and file return with government Save transmittal in SFTP site and put tracking number in onesource/database as required		