



See a Social Security Number? Say Something!  
Report Privacy Problems to <https://public.resource.org/privacy>  
Or call the IRS Identity Theft Hotline at 1-800-908-4490



Form 990-PF

Return of Private Foundation

or Section 4947(a)(1) Trust Treated as Private Foundation

2014

Open to Public Inspection

Department of the Treasury Internal Revenue Service

Do not enter social security numbers on this form as it may be made public. Information about Form 990-PF and its instructions is at www.irs.gov/form990pf.

For calendar year 2014, or tax year beginning 01-01-2014, and ending 12-31-2014

Name of foundation THE NOLA FOUNDATION, % MICHAEL SCHINDLER, Number and street (or P O box number if mail is not delivered to street address) 200 MADISON AVENUE 5TH FLOOR, Room/suite, City or town, state or province, and ZIP or foreign postal code NEW YORK, NY 10016, A Employer identification number 13-4014432, B Telephone number (see instructions) (212) 210-6666, C If exemption application is pending, check here, D 1. Foreign organizations, check here, 2. Foreign organizations meeting the 85% test, check here and attach computation, E If private foundation status was terminated under section 507(b)(1)(A), check here, F If the foundation is in a 60-month termination under section 507(b)(1)(B), check here, G Check all that apply, H Check type of organization, I Fair market value of all assets at end of year, J Accounting method.

Table with 5 columns: (a) Revenue and expenses per books, (b) Net investment income, (c) Adjusted net income, (d) Disbursements for charitable purposes (cash basis only). Rows include Revenue (1-12) and Operating and Administrative Expenses (13-26), with sub-totals for Excess of revenue over expenses and disbursements, Net investment income, and Adjusted net income.

Attached schedules and amounts in the description column should be for end-of-year amounts only (See instructions)

<b>Part II Balance Sheets</b>		Beginning of year			End of year		
		(a) Book Value	(b) Book Value	(c) Fair Market Value	(a) Book Value	(b) Book Value	(c) Fair Market Value
<b>Assets</b>	<b>1</b>	Cash—non-interest-bearing . . . . .					
	<b>2</b>	Savings and temporary cash investments . . . . .	283,848	174,766	174,766		
	<b>3</b>	Accounts receivable ▶ _____ Less allowance for doubtful accounts ▶ _____					
	<b>4</b>	Pledges receivable ▶ _____ Less allowance for doubtful accounts ▶ _____					
	<b>5</b>	Grants receivable . . . . .					
	<b>6</b>	Receivables due from officers, directors, trustees, and other disqualified persons (attach schedule) (see instructions) . . . . .					
	<b>7</b>	Other notes and loans receivable (attach schedule) ▶ _____ Less allowance for doubtful accounts ▶ _____					
	<b>8</b>	Inventories for sale or use . . . . .					
	<b>9</b>	Prepaid expenses and deferred charges . . . . .					
	<b>10a</b>	Investments—U S and state government obligations (attach schedule)					
	<b>b</b>	Investments—corporate stock (attach schedule) . . . . .					
	<b>c</b>	Investments—corporate bonds (attach schedule) . . . . .					
	<b>11</b>	Investments—land, buildings, and equipment basis ▶ _____ Less accumulated depreciation (attach schedule) ▶ _____					
	<b>12</b>	Investments—mortgage loans . . . . .					
	<b>13</b>	Investments—other (attach schedule) . . . . .	7,866,317	7,809,715	8,343,310		
	<b>14</b>	Land, buildings, and equipment basis ▶ _____ Less accumulated depreciation (attach schedule) ▶ _____					
<b>15</b>	Other assets (describe ▶ _____)	4,833	0	0			
<b>16</b>	<b>Total assets</b> (to be completed by all filers—see the instructions Also, see page 1, item I)	8,154,998	7,984,481	8,518,076			
<b>Liabilities</b>	<b>17</b>	Accounts payable and accrued expenses . . . . .					
	<b>18</b>	Grants payable . . . . .					
	<b>19</b>	Deferred revenue . . . . .					
	<b>20</b>	Loans from officers, directors, trustees, and other disqualified persons					
	<b>21</b>	Mortgages and other notes payable (attach schedule) . . . . .					
	<b>22</b>	Other liabilities (describe ▶ _____)					
<b>23</b>	<b>Total liabilities</b> (add lines 17 through 22) . . . . .		0				
<b>Net Assets or Fund Balances</b>	<b>Foundations that follow SFAS 117, check here</b> <input type="checkbox"/> <b>and complete lines 24 through 26 and lines 30 and 31.</b>						
	<b>24</b>	Unrestricted . . . . .					
	<b>25</b>	Temporarily restricted . . . . .					
	<b>26</b>	Permanently restricted . . . . .					
	<b>Foundations that do not follow SFAS 117, check here</b> <input checked="" type="checkbox"/> <b>and complete lines 27 through 31.</b>						
	<b>27</b>	Capital stock, trust principal, or current funds . . . . .					
	<b>28</b>	Paid-in or capital surplus, or land, bldg, and equipment fund					
	<b>29</b>	Retained earnings, accumulated income, endowment, or other funds	8,154,998	7,984,481			
<b>30</b>	<b>Total net assets or fund balances</b> (see instructions) . . . . .	8,154,998	7,984,481				
<b>31</b>	<b>Total liabilities and net assets/fund balances</b> (see instructions) . . . . .	8,154,998	7,984,481				

**Part III Analysis of Changes in Net Assets or Fund Balances**

<b>1</b>	Total net assets or fund balances at beginning of year—Part II, column (a), line 30 (must agree with end-of-year figure reported on prior year's return) . . . . .	<b>1</b>	8,154,998
<b>2</b>	Enter amount from Part I, line 27a . . . . .	<b>2</b>	-175,503
<b>3</b>	Other increases not included in line 2 (itemize) ▶ _____	<b>3</b>	4,986
<b>4</b>	Add lines 1, 2, and 3 . . . . .	<b>4</b>	7,984,481
<b>5</b>	Decreases not included in line 2 (itemize) ▶ _____	<b>5</b>	
<b>6</b>	Total net assets or fund balances at end of year (line 4 minus line 5)—Part II, column (b), line 30 . . . . .	<b>6</b>	7,984,481

**Part IV Capital Gains and Losses for Tax on Investment Income**

(a) List and describe the kind(s) of property sold (e.g., real estate, 2-story brick warehouse, or common stock, 200 shs MLC Co)	(b) How acquired P—Purchase D—Donation	(c) Date acquired (mo, day, yr)	(d) Date sold (mo, day, yr)
<b>1a</b> See Additional Data Table			
<b>b</b>			
<b>c</b>			
<b>d</b>			
<b>e</b>			

(e) Gross sales price	(f) Depreciation allowed (or allowable)	(g) Cost or other basis plus expense of sale	(h) Gain or (loss) (e) plus (f) minus (g)
<b>a</b> See Additional Data Table			
<b>b</b>			
<b>c</b>			
<b>d</b>			
<b>e</b>			

Complete only for assets showing gain in column (h) and owned by the foundation on 12/31/69			(l) Gains (Col (h) gain minus col (k), but not less than -0-) or Losses (from col (h))
(i) FMV as of 12/31/69	(j) Adjusted basis as of 12/31/69	(k) Excess of col (i) over col (j), if any	
<b>a</b> See Additional Data Table			
<b>b</b>			
<b>c</b>			
<b>d</b>			
<b>e</b>			

<b>2</b> Capital gain net income or (net capital loss)	{ If gain, also enter in Part I, line 7 If (loss), enter -0- in Part I, line 7 }	<b>2</b>	336,031
<b>3</b> Net short-term capital gain or (loss) as defined in sections 1222(5) and (6) If gain, also enter in Part I, line 8, column (c) (see instructions) If (loss), enter -0- in Part I, line 8		<b>3</b>	

**Part V Qualification Under Section 4940(e) for Reduced Tax on Net Investment Income**

(For optional use by domestic private foundations subject to the section 4940(a) tax on net investment income)

If section 4940(d)(2) applies, leave this part blank

Was the foundation liable for the section 4942 tax on the distributable amount of any year in the base period?  Yes  No  
 If "Yes," the foundation does not qualify under section 4940(e) Do not complete this part

**1** Enter the appropriate amount in each column for each year, see instructions before making any entries

(a) Base period years Calendar year (or tax year beginning in)	(b) Adjusted qualifying distributions	(c) Net value of noncharitable-use assets	(d) Distribution ratio (col (b) divided by col (c))
2013	640,211	9,616,903	0.066571
2012	492,364	8,453,026	0.058247
2011	462,620	5,002,949	0.092469
2010	647,292	3,976,617	0.162775
2009	225,039	3,531,105	0.06373

<b>2</b> Total of line 1, column (d).	<b>2</b>	0.443792
<b>3</b> Average distribution ratio for the 5-year base period—divide the total on line 2 by 5, or by the number of years the foundation has been in existence if less than 5 years	<b>3</b>	0.088758
<b>4</b> Enter the net value of noncharitable-use assets for 2014 from Part X, line 5.	<b>4</b>	8,730,811
<b>5</b> Multiply line 4 by line 3.	<b>5</b>	774,929
<b>6</b> Enter 1% of net investment income (1% of Part I, line 27b).	<b>6</b>	4,637
<b>7</b> Add lines 5 and 6.	<b>7</b>	779,566
<b>8</b> Enter qualifying distributions from Part XII, line 4.	<b>8</b>	848,352

If line 8 is equal to or greater than line 7, check the box in Part VI, line 1b, and complete that part using a 1% tax rate See the Part VI instructions

**Part VI Excise Tax Based on Investment Income (Section 4940(a), 4940(b), 4940(e), or 4948—see page 18 of the instructions)**

<b>1a</b>	Exempt operating foundations described in section 4940(d)(2), check here <input type="checkbox"/> and enter "N/A" on line 1 Date of ruling or determination letter _____ (attach copy of letter if necessary—see instructions)		
<b>b</b>	Domestic foundations that meet the section 4940(e) requirements in Part V, check here <input checked="" type="checkbox"/> and enter 1% of Part I, line 27b . . . . .	<b>1</b>	4,637
<b>c</b>	All other domestic foundations enter 2% of line 27b Exempt foreign organizations enter 4% of Part I, line 12, col (b)		
<b>2</b>	Tax under section 511 (domestic section 4947(a)(1) trusts and taxable foundations only Others enter -0-)	<b>2</b>	
<b>3</b>	Add lines 1 and 2. . . . .	<b>3</b>	4,637
<b>4</b>	Subtitle A (income) tax (domestic section 4947(a)(1) trusts and taxable foundations only Others enter -0-)	<b>4</b>	
<b>5</b>	<b>Tax based on investment income.</b> Subtract line 4 from line 3 If zero or less, enter -0- . . . . .	<b>5</b>	4,637
<b>6</b>	Credits/Payments		
<b>a</b>	2014 estimated tax payments and 2013 overpayment credited to 2014	<b>6a</b>	
<b>b</b>	Exempt foreign organizations—tax withheld at source . . . . .	<b>6b</b>	
<b>c</b>	Tax paid with application for extension of time to file (Form 8868) . . . . .	<b>6c</b>	
<b>d</b>	Backup withholding erroneously withheld . . . . .	<b>6d</b>	
<b>7</b>	Total credits and payments Add lines 6a through 6d. . . . .	<b>7</b>	0
<b>8</b>	Enter any <b>penalty</b> for underpayment of estimated tax Check here <input type="checkbox"/> if Form 2220 is attached	<b>8</b>	104
<b>9</b>	<b>Tax due.</b> If the total of lines 5 and 8 is more than line 7, enter <b>amount owed</b> . . . . .	<b>9</b>	4,741
<b>10</b>	<b>Overpayment.</b> If line 7 is more than the total of lines 5 and 8, enter the <b>amount overpaid</b> . . . . .	<b>10</b>	
<b>11</b>	Enter the amount of line 10 to be <b>Credited to 2015 estimated tax</b> <input type="checkbox"/> <b>Refunded</b> <input type="checkbox"/>	<b>11</b>	

**Part VII-A Statements Regarding Activities**

	Yes	No
<b>1a</b> During the tax year, did the foundation attempt to influence any national, state, or local legislation or did it participate or intervene in any political campaign? <input type="checkbox"/>		No
<b>b</b> Did it spend more than \$100 during the year (either directly or indirectly) for political purposes (see Instructions for definition)? . . . . . <i>If the answer is "Yes" to 1a or 1b, attach a detailed description of the activities and copies of any materials published or distributed by the foundation in connection with the activities.</i>		No
<b>c</b> Did the foundation file <b>Form 1120-POL</b> for this year? . . . . .		No
<b>d</b> Enter the amount (if any) of tax on political expenditures (section 4955) imposed during the year <b>(1)</b> On the foundation <input type="checkbox"/> \$ _____ <b>(2)</b> On foundation managers <input type="checkbox"/> \$ _____		
<b>e</b> Enter the reimbursement (if any) paid by the foundation during the year for political expenditure tax imposed on foundation managers <input type="checkbox"/> \$ _____		
<b>2</b> Has the foundation engaged in any activities that have not previously been reported to the IRS? . . . . . <i>If "Yes," attach a detailed description of the activities.</i>		No
<b>3</b> Has the foundation made any changes, not previously reported to the IRS, in its governing instrument, articles of incorporation, or bylaws, or other similar instruments? <i>If "Yes," attach a conformed copy of the changes</i> <input type="checkbox"/>		No
<b>4a</b> Did the foundation have unrelated business gross income of \$1,000 or more during the year? . . . . .		No
<b>b</b> If "Yes," has it filed a tax return on <b>Form 990-T</b> for this year? . . . . .		
<b>5</b> Was there a liquidation, termination, dissolution, or substantial contraction during the year? . . . . . <i>If "Yes," attach the statement required by General Instruction T.</i> <input type="checkbox"/>		No
<b>6</b> Are the requirements of section 508(e) (relating to sections 4941 through 4945) satisfied either • By language in the governing instrument, or • By state legislation that effectively amends the governing instrument so that no mandatory directions that conflict with the state law remain in the governing instrument? . . . . .	Yes	
<b>7</b> Did the foundation have at least \$5,000 in assets at any time during the year? <i>If "Yes," complete Part II, col. (c), and Part XV.</i> . . . . .	Yes	
<b>8a</b> Enter the states to which the foundation reports or with which it is registered (see instructions) <input type="checkbox"/> DE _____		
<b>b</b> If the answer is "Yes" to line 7, has the foundation furnished a copy of Form 990-PF to the Attorney General (or designate) of each state as required by General Instruction G? <i>If "No," attach explanation .</i>	Yes	
<b>9</b> Is the foundation claiming status as a private operating foundation within the meaning of section 4942(j)(3) or 4942(j)(5) for calendar year 2014 or the taxable year beginning in 2014 (see instructions for Part XIV)? <i>If "Yes," complete Part XIV</i> . . . . .		No
<b>10</b> Did any persons become substantial contributors during the tax year? <i>If "Yes," attach a schedule listing their names and addresses.</i> . . . . .		No

**Part VII-A Statements Regarding Activities (continued)**

<b>11</b>	At any time during the year, did the foundation, directly or indirectly, own a controlled entity within the meaning of section 512(b)(13)? If "Yes," attach schedule (see instructions).	<b>11</b>		<b>No</b>		
<b>12</b>	Did the foundation make a distribution to a donor advised fund over which the foundation or a disqualified person had advisory privileges? If "Yes," attach statement (see instructions)	<b>12</b>		<b>No</b>		
<b>13</b>	Did the foundation comply with the public inspection requirements for its annual returns and exemption application? Website address ▶ _____	<b>13</b>	<b>Yes</b>			
<b>14</b>	The books are in care of ▶ <u>MICHAEL SCHINDLER</u> Telephone no ▶ <u>(212) 210-6666</u> Located at ▶ <u>200 MADISON AVENUE 5TH FLOOR NEW YORK NY</u> ZIP +4 ▶ <u>100163998</u>					
<b>15</b>	Section 4947(a)(1) nonexempt charitable trusts filing Form 990-PF in lieu of <b>Form 1041</b> —Check here . . . . . <input type="checkbox"/> and enter the amount of tax-exempt interest received or accrued during the year . . . . . ▶ <table border="1"><tr><td><b>15</b></td><td></td></tr></table>	<b>15</b>				
<b>15</b>						
<b>16</b>	At any time during calendar year 2014, did the foundation have an interest in or a signature or other authority over a bank, securities, or other financial account in a foreign country? See instructions for exceptions and filing requirements for FinCEN Form 114, Report of Foreign Bank and Financial Accounts (FBAR) If "Yes", enter the name of the foreign country ▶ _____	<b>16</b>	<b>Yes</b>	<b>No</b>		

**Part VII-B Statements Regarding Activities for Which Form 4720 May Be Required**

File Form 4720 if any item is checked in the "Yes" column, unless an exception applies.			<b>Yes</b>	<b>No</b>
<b>1a</b>	During the year did the foundation (either directly or indirectly)			
	(1) Engage in the sale or exchange, or leasing of property with a disqualified person? <input type="checkbox"/> Yes <input checked="" type="checkbox"/> No			
	(2) Borrow money from, lend money to, or otherwise extend credit to (or accept it from) a disqualified person? <input type="checkbox"/> Yes <input checked="" type="checkbox"/> No			
	(3) Furnish goods, services, or facilities to (or accept them from) a disqualified person? <input type="checkbox"/> Yes <input checked="" type="checkbox"/> No			
	(4) Pay compensation to, or pay or reimburse the expenses of, a disqualified person? <input type="checkbox"/> Yes <input checked="" type="checkbox"/> No			
	(5) Transfer any income or assets to a disqualified person (or make any of either available for the benefit or use of a disqualified person)? <input type="checkbox"/> Yes <input checked="" type="checkbox"/> No			
	(6) Agree to pay money or property to a government official? ( <b>Exception.</b> Check "No" if the foundation agreed to make a grant to or to employ the official for a period after termination of government service, if terminating within 90 days ). <input type="checkbox"/> Yes <input checked="" type="checkbox"/> No			
<b>1b</b>	If any answer is "Yes" to 1a(1)–(6), did <b>any</b> of the acts fail to qualify under the exceptions described in Regulations section 53.4941(d)-3 or in a current notice regarding disaster assistance (see instructions)? <input type="checkbox"/> Organizations relying on a current notice regarding disaster assistance check here. . . . . ▶ <input type="checkbox"/>	<b>1b</b>		
<b>1c</b>	Did the foundation engage in a prior year in any of the acts described in 1a, other than excepted acts, that were not corrected before the first day of the tax year beginning in 2014? . . . . .	<b>1c</b>		<b>No</b>
<b>2</b>	Taxes on failure to distribute income (section 4942) (does not apply for years the foundation was a private operating foundation defined in section 4942(j)(3) or 4942(j)(5))			
<b>a</b>	At the end of tax year 2014, did the foundation have any undistributed income (lines 6d and 6e, Part XIII) for tax year(s) beginning before 2014? . . . . . <input type="checkbox"/> Yes <input checked="" type="checkbox"/> No If "Yes," list the years ▶ 20____, 20____, 20____, 20____			
<b>b</b>	Are there any years listed in 2a for which the foundation is <b>not</b> applying the provisions of section 4942(a)(2) (relating to incorrect valuation of assets) to the year's undistributed income? (If applying section 4942(a)(2) to <b>all</b> years listed, answer "No" and attach statement—see instructions ). . . . .	<b>2b</b>		
<b>c</b>	If the provisions of section 4942(a)(2) are being applied to <b>any</b> of the years listed in 2a, list the years here ▶ 20____, 20____, 20____, 20____			
<b>3a</b>	Did the foundation hold more than a 2% direct or indirect interest in any business enterprise at any time during the year? . . . . . <input type="checkbox"/> Yes <input checked="" type="checkbox"/> No			
<b>b</b>	If "Yes," did it have excess business holdings in 2014 as a result of (1) any purchase by the foundation or disqualified persons after May 26, 1969, (2) the lapse of the 5-year period (or longer period approved by the Commissioner under section 4943(c)(7)) to dispose of holdings acquired by gift or bequest, or (3) the lapse of the 10-, 15-, or 20-year first phase holding period? ( <i>Use Schedule C, Form 4720, to determine if the foundation had excess business holdings in 2014.</i> ) . . . . .	<b>3b</b>		
<b>4a</b>	Did the foundation invest during the year any amount in a manner that would jeopardize its charitable purposes?	<b>4a</b>		<b>No</b>
<b>b</b>	Did the foundation make any investment in a prior year (but after December 31, 1969) that could jeopardize its charitable purpose that had not been removed from jeopardy before the first day of the tax year beginning in 2014?	<b>4b</b>		<b>No</b>

**Part VII-B Statements Regarding Activities for Which Form 4720 May Be Required (continued)**

<p><b>5a</b> During the year did the foundation pay or incur any amount to</p> <p><b>(1)</b> Carry on propaganda, or otherwise attempt to influence legislation (section 4945(e))? <input type="checkbox"/> Yes <input checked="" type="checkbox"/> No</p> <p><b>(2)</b> Influence the outcome of any specific public election (see section 4955), or to carry on, directly or indirectly, any voter registration drive? <input type="checkbox"/> Yes <input checked="" type="checkbox"/> No</p> <p><b>(3)</b> Provide a grant to an individual for travel, study, or other similar purposes? <input type="checkbox"/> Yes <input checked="" type="checkbox"/> No</p> <p><b>(4)</b> Provide a grant to an organization other than a charitable, etc., organization described in section 4945(d)(4)(A)? (see instructions). <input type="checkbox"/> Yes <input checked="" type="checkbox"/> No</p> <p><b>(5)</b> Provide for any purpose other than religious, charitable, scientific, literary, or educational purposes, or for the prevention of cruelty to children or animals? <input type="checkbox"/> Yes <input checked="" type="checkbox"/> No</p> <p><b>b</b> If any answer is "Yes" to 5a(1)–(5), did <b>any</b> of the transactions fail to qualify under the exceptions described in Regulations section 53.4945 or in a current notice regarding disaster assistance (see instructions)? <input type="checkbox"/> Yes <input checked="" type="checkbox"/> No Organizations relying on a current notice regarding disaster assistance check here. <input type="checkbox"/></p> <p><b>c</b> If the answer is "Yes" to question 5a(4), does the foundation claim exemption from the tax because it maintained expenditure responsibility for the grant? <input type="checkbox"/> Yes <input checked="" type="checkbox"/> No If "Yes," attach the statement required by Regulations section 53.4945–5(d).</p> <p><b>6a</b> Did the foundation, during the year, receive any funds, directly or indirectly, to pay premiums on a personal benefit contract? <input type="checkbox"/> Yes <input checked="" type="checkbox"/> No</p> <p><b>b</b> Did the foundation, during the year, pay premiums, directly or indirectly, on a personal benefit contract? <input type="checkbox"/> Yes <input checked="" type="checkbox"/> No If "Yes" to 6b, file Form 8870.</p> <p><b>7a</b> At any time during the tax year, was the foundation a party to a prohibited tax shelter transaction? <input type="checkbox"/> Yes <input checked="" type="checkbox"/> No</p> <p><b>b</b> If yes, did the foundation receive any proceeds or have any net income attributable to the transaction? <input type="checkbox"/> Yes <input checked="" type="checkbox"/> No</p>	<b>5b</b>		
	<b>6b</b>		<b>No</b>
	<b>7b</b>		

**Part VIII Information About Officers, Directors, Trustees, Foundation Managers, Highly Paid Employees, and Contractors**

**1 List all officers, directors, trustees, foundation managers and their compensation (see instructions).**

(a) Name and address	(b) Title, and average hours per week devoted to position	(c) Compensation (If not paid, enter -0-)	(d) Contributions to employee benefit plans and deferred compensation	(e) Expense account, other allowances
AMY ROSE SILVERMAN 1115 FIFTH AVENUE APT 8-C NEW YORK, NY 10128	PRESIDENT/DIRECTOR 0	0		
JEFFREY SILVERMAN 1115 FIFTH AVENUE APT 8-C NEW YORK, NY 10128	VP/DIRECTOR 0	0		

**2 Compensation of five highest-paid employees (other than those included on line 1—see instructions). If none, enter "NONE."**

(a) Name and address of each employee paid more than \$50,000	(b) Title, and average hours per week devoted to position	(c) Compensation	(d) Contributions to employee benefit plans and deferred compensation	(e) Expense account, other allowances
<b>Total</b> number of other employees paid over \$50,000. <input type="checkbox"/>				

**Part VIII Information About Officers, Directors, Trustees, Foundation Managers, Highly Paid Employees, and Contractors (continued)**

**3 Five highest-paid independent contractors for professional services (see instructions). If none, enter "NONE".**

(a) Name and address of each person paid more than \$50,000	(b) Type of service	(c) Compensation

**Total** number of others receiving over \$50,000 for professional services. . . . . **▶**

**Part IX-A Summary of Direct Charitable Activities**

List the foundation's four largest direct charitable activities during the tax year. Include relevant statistical information such as the number of organizations and other beneficiaries served, conferences convened, research papers produced, etc.	Expenses
<b>1</b> N/A	
<b>2</b>	
<b>3</b>	
<b>4</b>	

**Part IX-B Summary of Program-Related Investments (see instructions)**

Describe the two largest program-related investments made by the foundation during the tax year on lines 1 and 2	Amount
<b>1</b>	
<b>2</b>	
All other program-related investments. See instructions.	
<b>3</b>	

**Total.** Add lines 1 through 3 . . . . . **▶**

**Part X Minimum Investment Return** (All domestic foundations must complete this part. Foreign foundations, see instructions.)

<b>1</b>	Fair market value of assets not used (or held for use) directly in carrying out charitable, etc , purposes		
<b>a</b>	Average monthly fair market value of securities. . . . .	<b>1a</b>	8,689,002
<b>b</b>	Average of monthly cash balances. . . . .	<b>1b</b>	174,766
<b>c</b>	Fair market value of all other assets (see instructions). . . . .	<b>1c</b>	0
<b>d</b>	<b>Total</b> (add lines 1a, b, and c). . . . .	<b>1d</b>	8,863,768
<b>e</b>	Reduction claimed for blockage or other factors reported on lines 1a and 1c (attach detailed explanation). . . . .	<b>1e</b>	
<b>2</b>	Acquisition indebtedness applicable to line 1 assets. . . . .	<b>2</b>	0
<b>3</b>	Subtract line 2 from line 1d. . . . .	<b>3</b>	8,863,768
<b>4</b>	Cash deemed held for charitable activities Enter 1 1/2% of line 3 (for greater amount, see instructions). . . . .	<b>4</b>	132,957
<b>5</b>	<b>Net value of noncharitable-use assets.</b> Subtract line 4 from line 3 Enter here and on Part V, line 4	<b>5</b>	8,730,811
<b>6</b>	<b>Minimum investment return.</b> Enter 5% of line 5. . . . .	<b>6</b>	436,541

**Part XI Distributable Amount** (see instructions) (Section 4942(j)(3) and (j)(5) private operating foundations and certain foreign organizations check here  and do not complete this part.)

<b>1</b>	Minimum investment return from Part X, line 6. . . . .	<b>1</b>	436,541
<b>2a</b>	Tax on investment income for 2014 from Part VI, line 5. . . . .	<b>2a</b>	4,637
<b>b</b>	Income tax for 2014 (This does not include the tax from Part VI). . . . .	<b>2b</b>	
<b>c</b>	Add lines 2a and 2b. . . . .	<b>2c</b>	4,637
<b>3</b>	Distributable amount before adjustments Subtract line 2c from line 1. . . . .	<b>3</b>	431,904
<b>4</b>	Recoveries of amounts treated as qualifying distributions. . . . .	<b>4</b>	
<b>5</b>	Add lines 3 and 4. . . . .	<b>5</b>	431,904
<b>6</b>	Deduction from distributable amount (see instructions). . . . .	<b>6</b>	
<b>7</b>	<b>Distributable amount</b> as adjusted Subtract line 6 from line 5 Enter here and on Part XIII, line 1. . . . .	<b>7</b>	431,904

**Part XII Qualifying Distributions** (see instructions)

<b>1</b>	Amounts paid (including administrative expenses) to accomplish charitable, etc , purposes		
<b>a</b>	Expenses, contributions, gifts, etc —total from Part I, column (d), line 26. . . . .	<b>1a</b>	848,352
<b>b</b>	Program-related investments—total from Part IX-B. . . . .	<b>1b</b>	0
<b>2</b>	Amounts paid to acquire assets used (or held for use) directly in carrying out charitable, etc , purposes. . . . .	<b>2</b>	0
<b>3</b>	Amounts set aside for specific charitable projects that satisfy the		
<b>a</b>	Suitability test (prior IRS approval required). . . . .	<b>3a</b>	0
<b>b</b>	Cash distribution test (attach the required schedule). . . . .	<b>3b</b>	0
<b>4</b>	<b>Qualifying distributions.</b> Add lines 1a through 3b Enter here and on Part V, line 8, and Part XIII, line 4	<b>4</b>	848,352
<b>5</b>	Foundations that qualify under section 4940(e) for the reduced rate of tax on net investment income Enter 1% of Part I, line 27b (see instructions). . . . .	<b>5</b>	4,637
<b>6</b>	<b>Adjusted qualifying distributions.</b> Subtract line 5 from line 4. . . . .	<b>6</b>	843,715

**Note:** The amount on line 6 will be used in Part V, column (b), in subsequent years when calculating whether the foundation qualifies for the section 4940(e) reduction of tax in those years

**Part XIII Undistributed Income** (see instructions)

	(a) Corpus	(b) Years prior to 2013	(c) 2013	(d) 2014
<b>1</b> Distributable amount for 2014 from Part XI, line 7				431,904
<b>2</b> Undistributed income, if any, as of the end of 2014				
<b>a</b> Enter amount for 2013 only. . . . .			0	
<b>b</b> Total for prior years 2012, 2011, 2010		0		
<b>3</b> Excess distributions carryover, if any, to 2014				
<b>a</b> From 2009. . . . .				48,527
<b>b</b> From 2010. . . . .				448,514
<b>c</b> From 2011. . . . .				213,771
<b>d</b> From 2012. . . . .				72,568
<b>e</b> From 2013. . . . .				171,233
<b>f</b> <b>Total</b> of lines 3a through e. . . . .	954,613			
<b>4</b> Qualifying distributions for 2014 from Part XII, line 4 ▶ \$ <u>848,352</u>				
<b>a</b> Applied to 2013, but not more than line 2a			0	
<b>b</b> Applied to undistributed income of prior years (Election required—see instructions). . . . .				
<b>c</b> Treated as distributions out of corpus (Election required—see instructions). . . . .				
<b>d</b> Applied to 2014 distributable amount. . . . .				431,904
<b>e</b> Remaining amount distributed out of corpus	416,448			
<b>5</b> Excess distributions carryover applied to 2014 <i>(If an amount appears in column (d), the same amount must be shown in column (a).)</i>				
<b>6 Enter the net total of each column as indicated below:</b>				
<b>a</b> Corpus Add lines 3f, 4c, and 4e Subtract line 5	1,371,061			
<b>b</b> Prior years' undistributed income Subtract line 4b from line 2b. . . . .		0		
<b>c</b> Enter the amount of prior years' undistributed income for which a notice of deficiency has been issued, or on which the section 4942(a) tax has been previously assessed. . . . .				
<b>d</b> Subtract line 6c from line 6b Taxable amount—see instructions. . . . .		0		
<b>e</b> Undistributed income for 2013 Subtract line 4a from line 2a Taxable amount—see instructions. . . . .			0	
<b>f</b> Undistributed income for 2014 Subtract lines 4d and 5 from line 1 This amount must be distributed in 2015. . . . .				0
<b>7</b> Amounts treated as distributions out of corpus to satisfy requirements imposed by section 170(b)(1)(F) or 4942(g)(3) (Election may be required - see instructions). . . . .				
<b>8</b> Excess distributions carryover from 2009 not applied on line 5 or line 7 (see instructions). . . . .	48,527			
<b>9 Excess distributions carryover to 2015.</b> Subtract lines 7 and 8 from line 6a. . . . .	1,322,534			
<b>10</b> Analysis of line 9				
<b>a</b> Excess from 2010. . . . .				448,514
<b>b</b> Excess from 2011. . . . .				213,771
<b>c</b> Excess from 2012. . . . .				72,568
<b>d</b> Excess from 2013. . . . .				171,233
<b>e</b> Excess from 2014. . . . .				416,448

**Part XIV Private Operating Foundations** (see instructions and Part VII-A, question 9)

**1a** If the foundation has received a ruling or determination letter that it is a private operating foundation, and the ruling is effective for 2014, enter the date of the ruling. . . . .

**b** Check box to indicate whether the organization is a private operating foundation described in section  4942(j)(3) or  4942(j)(5)

**2a** Enter the lesser of the adjusted net income from Part I or the minimum investment return from Part X for each year listed . . . . .

	Tax year	Prior 3 years			<b>(e) Total</b>
	<b>(a)</b> 2014	<b>(b)</b> 2013	<b>(c)</b> 2012	<b>(d)</b> 2011	
<b>b</b> 85% of line 2a . . . . .					
<b>c</b> Qualifying distributions from Part XII, line 4 for each year listed . . . . .					
<b>d</b> Amounts included in line 2c not used directly for active conduct of exempt activities . . . . .					
<b>e</b> Qualifying distributions made directly for active conduct of exempt activities Subtract line 2d from line 2c . . . . .					

**3** Complete 3a, b, or c for the alternative test relied upon

**a** "Assets" alternative test—enter

**(1)** Value of all assets . . . . .

**(2)** Value of assets qualifying under section 4942(j)(3)(B)(i)

**b** "Endowment" alternative test— enter 2/3 of minimum investment return shown in Part X, line 6 for each year listed. . . . .

**c** "Support" alternative test—enter

**(1)** Total support other than gross investment income (interest, dividends, rents, payments on securities loans (section 512(a)(5)), or royalties) . . . . .

**(2)** Support from general public and 5 or more exempt organizations as provided in section 4942(j)(3)(B)(iii). . . . .

**(3)** Largest amount of support from an exempt organization

**(4)** Gross investment income

**Part XV Supplementary Information (Complete this part only if the organization had \$5,000 or more in assets at any time during the year—see instructions.)**

**1 Information Regarding Foundation Managers:**

**a** List any managers of the foundation who have contributed more than 2% of the total contributions received by the foundation before the close of any tax year (but only if they have contributed more than \$5,000) (See section 507(d)(2) )

---

**b** List any managers of the foundation who own 10% or more of the stock of a corporation (or an equally large portion of the ownership of a partnership or other entity) of which the foundation has a 10% or greater interest

---

**2 Information Regarding Contribution, Grant, Gift, Loan, Scholarship, etc., Programs:**

Check here  if the foundation only makes contributions to preselected charitable organizations and does not accept unsolicited requests for funds. If the foundation makes gifts, grants, etc. (see instructions) to individuals or organizations under other conditions, complete items 2a, b, c, and d

---

**a** The name, address, and telephone number or email address of the person to whom applications should be addressed

---

**b** The form in which applications should be submitted and information and materials they should include

---

**c** Any submission deadlines

---

**d** Any restrictions or limitations on awards, such as by geographical areas, charitable fields, kinds of institutions, or other factors

**Part XV Supplementary Information** (continued)

**3 Grants and Contributions Paid During the Year or Approved for Future Payment**

Recipient Name and address (home or business)	If recipient is an individual, show any relationship to any foundation manager or substantial contributor	Foundation status of recipient	Purpose of grant or contribution	Amount
<b>a</b> <i>Paid during the year</i> See Additional Data Table				
<b>Total . . . . .</b>				<b>845,564</b>
<b>b</b> <i>Approved for future payment</i>				
<b>Total . . . . .</b>				<b>3b</b>





**Form 990PF Part IV - Capital Gains and Losses for Tax on Investment Income - Columns a - d**

<b>(a)</b> List and describe the kind(s) of property sold (e.g., real estate, 2-story brick warehouse, or common stock, 200 shs MLC Co)	<b>(b)</b> How acquired P—Purchase D—Donation	<b>(c)</b> Date acquired (mo., day, yr.)	<b>(d)</b> Date sold (mo., day, yr.)
SEE ATTACHED NB 541-19800	P		
SEE ATTACHED NB 541-19800	P		
SEE ATTACHED GS 455	P		
SEE ATTACHED GS 455	P		
SEE ATTACHED GS 455	P		
2746 276 SHRS LONGLEAF PARTNERS FUND	P		
4621 559 SHRS OLSTEIN ALL CAP VALUE	P		
STCG PER APOLLO GLOBAL K-1	P		
SEE ATTACHED GS 454	P		
SEE ATTACHED GS 454	P		

**Form 990PF Part IV - Capital Gains and Losses for Tax on Investment Income - Columns e - h**

<b>(e)</b> Gross sales price	<b>(f)</b> Depreciation allowed (or allowable)	<b>(g)</b> Cost or other basis plus expense of sale	<b>(h)</b> Gain or (loss) (e) plus (f) minus (g)
73,647		61,275	12,372
425,500		361,596	63,904
402,200		437,980	-35,780
1,432,751		1,280,352	152,399
30,000		28,911	1,089
97,520		79,154	18,366
91,091		73,250	17,841
			2
289,323		264,531	24,792
6,189		4,899	1,290

**Form 990PF Part IV - Capital Gains and Losses for Tax on Investment Income - Columns i - l**

Complete only for assets showing gain in column (h) and owned by the foundation on 12/31/69			<b>(l)</b> Gains (Col (h) gain minus col (k), but not less than -0-) or Losses (from col (h))
<b>(i)</b> FMV as of 12/31/69	<b>(j)</b> Adjusted basis as of 12/31/69	<b>(k)</b> Excess of col (i) over col (j), if any	
			12,372
			63,904
			-35,780
			152,399
			1,089
			18,366
			17,841
			24,792
			1,290

**Form 990PF Part IV - Capital Gains and Losses for Tax on Investment Income - Columns a - d**

<b>(a)</b> List and describe the kind(s) of property sold (e g , real estate, 2-story brick warehouse, or common stock, 200 shs MLC Co )	<b>(b)</b> How acquired P—Purchase D—Donation	<b>(c)</b> Date acquired (mo , day, yr )	<b>(d)</b> Date sold (mo , day, yr )
SEE ATTACHED GS 454	P		
SEE ATTACHED GS 463	P		
SEE ATTACHED GS 463	P		
SEE ATTACHED GS 459	P		
SEE ATTACHED GS 459	P		
SEE ATTACHED GS 459	P		
LTCG PER APOLLO GLOBAL K-1	P		
CAPITAL GAIN DIVIDENDS	P		

**Form 990PF Part IV - Capital Gains and Losses for Tax on Investment Income - Columns e - h**

<b>(e)</b> Gross sales price	<b>(f)</b> Depreciation allowed (or allowable)	<b>(g)</b> Cost or other basis plus expense of sale	<b>(h)</b> Gain or (loss) (e) plus (f) minus (g)
90,715		77,912	12,803
21,200		22,904	-1,704
137,743		93,022	44,721
4,636		4,045	591
30,055		22,293	7,762
157		0	157
			741
			14,685

**Form 990PF Part IV - Capital Gains and Losses for Tax on Investment Income - Columns i - l**

Complete only for assets showing gain in column (h) and owned by the foundation on 12/31/69			<b>(l)</b> Gains (Col (h) gain minus col (k), but not less than -0-) or Losses (from col (h))
<b>(i)</b> F M V as of 12/31/69	<b>(j)</b> Adjusted basis as of 12/31/69	<b>(k)</b> Excess of col (i) over col (j), if any	
			12,803
			-1,704
			44,721
			591
			7,762
			157

**Form 990PF Part XV Line 3 - Grants and Contributions Paid During the Year or Approved for Future Payment**

Recipient	If recipient is an individual, show any relationship to any foundation manager or substantial contributor	Foundation status of recipient	Purpose of grant or contribution	Amount
Name and address (home or business)				
<b>a</b> <i>Paid during the year</i>				
National MS Society 733 Third Avenue 3rd Floor New York, NY 10017	NONE	PC	CHARITABLE	49,302
American Cancer Society 250 Williams Street NW Atlanta, GA 30303	NONE	PC	CHARITABLE	1,250
Riverdale Country School 5250 Fieldston Rd Riverdale, NY 10471	NONE	PC	CHARITABLE	104,750
Jumpstart 6701 Carnegie Ave Suite 100 Cleveland, OH 44103	NONE	PC	CHARITABLE	1,000
American Museum of Natural History 79th Street Central Park W New York, NY 10024	NONE	PC	CHARITABLE	15,000
Friends of the Lake PO Box 403 Bridgewater, CT 06752	NONE	PC	CHARITABLE	7,200
Randall's Island Sports Foundation 24 W 61st Street 4 New York, NY 10023	NONE	PC	CHARITABLE	5,000
Central Synagogue 123 E 55th Street New York, NY 10022	NONE	PC	CHARITABLE	59,630
Bet Am Shalom Synagogue 295 Soundview Ave White Plains, NY 10606	NONE	PC	CHARITABLE	10,000
Big Brother Big Sister 5 Mear Rd Holbrook, MA 02343	NONE	PC	CHARITABLE	5,500
The Michael J Fox Foundation 498 Fashion Avenue New York, NY 10018	NONE	PC	CHARITABLE	350
Summer Search 261 5th Avenue 8th Floor New York, NY 10016	NONE	PC	CHARITABLE	3,500
Blk Westchester 405 Tarrytown Rd Suite 1318 White Plains, NY 10607	NONE	PC	CHARITABLE	632
Bridgewater Library Association PO Box 430 Bridgewater, CT 06752	NONE	PC	CHARITABLE	250
City Parks Foundation 830 Fifth Avenue New York, NY 10065	NONE	PC	CHARITABLE	5,000
<b>Total . . . . .</b>				<b>845,564</b>

**Form 990PF Part XV Line 3 - Grants and Contributions Paid During the Year or Approved for Future Payment**

Recipient	If recipient is an individual, show any relationship to any foundation manager or substantial contributor	Foundation status of recipient	Purpose of grant or contribution	Amount
Name and address (home or business)				
<b>a</b> <i>Paid during the year</i>				
Network for Good 1140 Connecticut Avenue NW Washington, DC 20036	NONE	PC	CHARITABLE	2,015
Morry's Camp 350 Executive Blvd Suite 125 Suite 700 Elmsford, NY 10523	NONE	PC	CHARITABLE	5,000
Covenant House 830 Fifth Avenue New York, NY 10001	NONE	PC	CHARITABLE	100
First Descents 767 Santa Fe Dr Denver, CO 80204	NONE	PC	CHARITABLE	500
Crowdrise 100 Michigan Ave Detroit, MI 48228	NONE	PC	CHARITABLE	110
Grand Street Settlement 80 Pitt Street New York, NY 100023516	NONE	PC	CHARITABLE	3,060
Harlem Village 35 West 124th Street 5th Floor New York, NY 10027	NONE	PC	CHARITABLE	2,500
Hospital for Special Surgery 535 East 70th Street New York, NY 10021	NONE	PC	CHARITABLE	5,000
Housatonic Valley Assoc PO Box 28 150 Kent Road Cornwall Bridge, CT 06754	NONE	PC	CHARITABLE	1,500
Idea Village 515 Girod St New Orleans, LA 70130	NONE	PC	CHARITABLE	5,000
Mechon Hadar 190 Amsterdam Ave New York, NY 10023	NONE	PC	CHARITABLE	4,000
Mo Motion 203 W 109th Street Apt 2W New York, NY 10025	NONE	PC	CHARITABLE	1,000
MSKCC Cycle Freds Team 1275 York Avenue New York, NY 10065	NONE	PC	CHARITABLE	1,100
UJA Federation EFM 130 East 59th Street New York, NY 10022	NONE	PC	CHARITABLE	250
Hope and Heros Walk 161 Fort Washington Avenue Irving New York, NY 10032	NONE	PC	CHARITABLE	120
<b>Total . . . . .</b>				<b>845,564</b>

**Form 990PF Part XV Line 3 - Grants and Contributions Paid During the Year or Approved for Future Payment**

Recipient	If recipient is an individual, show any relationship to any foundation manager or substantial contributor	Foundation status of recipient	Purpose of grant or contribution	Amount
Name and address (home or business)				
<b>a</b> <i>Paid during the year</i>				
The Nature Conservancy 4245 North Fairfax Drive Suite 100 Arlington, VA 22203	NONE	PC	CHARITABLE	500
Musician's Aid Society of NY 111 John Street Room 420 New York, NY 10038	NONE	PC	CHARITABLE	250
MS Hope for a Cure 733 3rd Avenue New York, NY 10017	NONE	PC	CHARITABLE	550
Nami Walks 3803 N Fairfax Drive Suite 100 Arlington, VA 22203	NONE	PC	CHARITABLE	100
The Nightingale-Bamford School 20 East 92nd Street New York, NY 10128	NONE	PC	CHARITABLE	2,000
New York Presbyterian Hospital 525 E 68th Street PO Box 156 New York, NY 10065	NONE	PC	CHARITABLE	100,000
North Carolina Hillel Foundation 210 W Cameron Ave Chapel Hill, NC 27516	NONE	PC	CHARITABLE	1,000
Friend of the High Line 529 West 20th Street New York, NY 10011	NONE	PC	CHARITABLE	1,000
NYC Foundation for Computer Science c/o Union Square Ventures 915 Broadway 1900 New York, NY 10010	NONE	PC	CHARITABLE	10,000
Pan Mass Challenge 77 Fourth Avenue Needham, MA 02494	NONE	PC	CHARITABLE	1,000
NYC Southern NY Chapter of MS 733 Third Ave 3rd Floor New York, NY 10017	NONE	PC	CHARITABLE	7,655
Park Avenue Armory 643 Park Avenue New York, NY 10065	NONE	PC	CHARITABLE	105,000
Pratt Nature Center 163 Paper Mill Road New Milford, CT 06776	NONE	PC	CHARITABLE	250
Reading Reform Foundation 333 W 57th Street Apt 1L New York, NY 10019	NONE	PC	CHARITABLE	2,000
Right to Dream Inc 12 Johnson Place Rye, NY 10580	NONE	PC	CHARITABLE	500
<b>Total . . . . .</b>				<b>845,564</b>

**Form 990PF Part XV Line 3 - Grants and Contributions Paid During the Year or Approved for Future Payment**

Recipient	If recipient is an individual, show any relationship to any foundation manager or substantial contributor	Foundation status of recipient	Purpose of grant or contribution	Amount
Name and address (home or business)				
<b>a</b> <i>Paid during the year</i>				
Central Park Conservancy 14 East 60th Street New York, NY 10022	NONE	PC	CHARITABLE	1,000
Rising Dreamers 8 Tracie Ave Adams, MA 01220	NONE	PC	CHARITABLE	100
Project Morry 350 Executive Blvd 125 Elmsford, NY 10523	NONE	PC	CHARITABLE	20,000
Self Help 780 West Main Street Avon, MA 02322	NONE	PC	CHARITABLE	500
Street Poets Inc 2116 Arlington Ave Suite 310 Los Angeles, CA 90018	NONE	PC	CHARITABLE	4,500
The Knights 1275 Prospect Ave Brooklyn, NY 11218	NONE	PC	CHARITABLE	2,500
The Life is Priceless Foundation C/O Susan Randolph 17 Hawthorne Drive Fairfield, CT 06825	NONE	PC	CHARITABLE	500
The Odyssey Initiative N/A Brooklyn, NY 10595	NONE	PC	CHARITABLE	270
The Riley Sanders Memorial Foundation c/o Brian Raftery Esq herrick Fei 2 Park Ave New York, NY 10016	NONE	PC	CHARITABLE	100
The Rivers School 333 Winter Street Weston, MA 02493	NONE	PC	CHARITABLE	500
The Windward School 40 West Red Oak Lane White Plains, NY 10604	NONE	PC	CHARITABLE	5,000
University of Michigan 500 South State Street Suite 500 Ann Arbor, MI 48109	NONE	PC	CHARITABLE	65,000
Tulane Educational Fund 6823 St Charles Ave New Orleans, LA 70118	NONE	PC	CHARITABLE	1,505
University of Michigan Museum of Art 525 S State St Ann Arbor, MI 48109	NONE	PC	CHARITABLE	2,500
Weill Cornell Medical College 1300 York Ave New York, NY 10065	NONE	PC	CHARITABLE	10,000
<b>Total . . . . .</b>				<b>845,564</b>

**Form 990PF Part XV Line 3 - Grants and Contributions Paid During the Year or Approved for Future Payment**

Recipient	If recipient is an individual, show any relationship to any foundation manager or substantial contributor	Foundation status of recipient	Purpose of grant or contribution	Amount
Name and address (home or business)				
<b>a</b> <i>Paid during the year</i>				
Wesleyan University 212 College Street Middletown, CT 06459	NONE	PC	CHARITABLE	500
You Caring 49 Geary Street Suite 235 San Francisco, CA 94108	NONE	PC	CHARITABLE	163
Tulane University 6823 St Charles Avenue New Orleans, LA 70118	NONE	PC	CHARITABLE	51,000
The Jewish Museum 1109 5th Avenue New York, NY 10128	NONE	PC	CHARITABLE	147,500
92ND STREET Y 1395 LEXINGTON AVE NEW YORK, NY 10128	NONE	PC	CHARITABLE	1,000
VIA Brookfield Property Partners LP 200 MADISON AVE NEW YORK, NY 10016	NONE	PC	CHARITABLE	2
<b>Total . . . . .</b>				<b>845,564</b>

## TY 2014 Accounting Fees Schedule

**Name:** THE NOLA FOUNDATION

**EIN:** 13-4014432

Category	Amount	Net Investment Income	Adjusted Net Income	Disbursements for Charitable Purposes
ACCOUNTING FEES	3,000	1,500		1,500

Note: To capture the full content of this document, please select landscape mode (11" x 8.5") when printing.

## TY 2014 Depreciation Schedule

**Name:** THE NOLA FOUNDATION

**EIN:** 13-4014432

**TY 2014 Investments - Other Schedule**

**Name:** THE NOLA FOUNDATION

**EIN:** 13-4014432

Category/ Item	Listed at Cost or FMV	Book Value	End of Year Fair Market Value
LONGLeAF PARTNERS FUND	AT COST	0	0
OLSTEIN FUNDS	AT COST	0	0
CHARLES SCHWAB		0	0
NEUBERGER BERMAN		1,446,420	1,398,045
GOLDMAN SACHS		6,363,295	6,945,265

## TY 2014 Legal Fees Schedule

**Name:** THE NOLA FOUNDATION

**EIN:** 13-4014432

<b>Category</b>	<b>Amount</b>	<b>Net Investment Income</b>	<b>Adjusted Net Income</b>	<b>Disbursements for Charitable Purposes</b>
LEGAL FEES	1,733	866		866

## TY 2014 Other Assets Schedule

**Name:** THE NOLA FOUNDATION

**EIN:** 13-4014432

Description	Beginning of Year - Book Value	End of Year - Book Value	End of Year - Fair Market Value
DIVIDEND RECEIVABLE	4,833	0	0

## TY 2014 Other Expenses Schedule

**Name:** THE NOLA FOUNDATION

**EIN:** 13-4014432

Description	Revenue and Expenses per Books	Net Investment Income	Adjusted Net Income	Disbursements for Charitable Purposes
FILING FEES	270			270
INVESTMENT EXPENSES	76,692	76,692		
DELAWARE TAX	152			152

**TY 2014 Other Income Schedule****Name:** THE NOLA FOUNDATION**EIN:** 13-4014432

Description	Revenue And Expenses Per Books	Net Investment Income	Adjusted Net Income
Miscellaneous Income VIA APOLLO K-1	54	54	
Non-Dividend Distribution	5,273	0	
FX GAIN VIA GS 042-81459	0	0	
PFIC INCOME VIA BROOKFIELD K-1	64	64	

**TY 2014 Other Increases Schedule**

**Name:** THE NOLA FOUNDATION

**EIN:** 13-4014432

Description	Amount
BOOK TO TAX ADJ FOR PHANTOM INCOME	4,986

# TY 2014 Taxes Schedule

**Name:** THE NOLA FOUNDATION

**EIN:** 13-4014432

Category	Amount	Net Investment Income	Adjusted Net Income	Disbursements for Charitable Purposes
FOREIGN TAX PAID	2,577	2,577		
IRS TAX PAID	6,116			

**Schedule B**  
(Form 990, 990-EZ, or 990-PF)

**Schedule of Contributors**

OMB No 1545-0047

▶ Attach to Form 990, 990-EZ, or 990-PF.

**2014**

Department of the Treasury  
Internal Revenue Service

▶ Information about Schedule B (Form 990, 990-EZ, or 990-PF) and its instructions is at [www.irs.gov/form990](http://www.irs.gov/form990).

**Name of the organization**  
THE NOLA FOUNDATION

**Employer identification number**  
13-4014432

Organization type (check one)

**Filers of:**

**Section:**

Form 990 or 990-EZ

501(c)( ) (enter number) organization

4947(a)(1) nonexempt charitable trust **not** treated as a private foundation

527 political organization

Form 990-PF

501(c)(3) exempt private foundation

4947(a)(1) nonexempt charitable trust treated as a private foundation

501(c)(3) taxable private foundation

Check if your organization is covered by the **General Rule** or a **Special Rule**.

**Note.** Only a section 501(c)(7), (8), or (10) organization can check boxes for both the General Rule and a Special Rule. See instructions.

**General Rule**

For an organization filing Form 990, 990-EZ, or 990-PF that received, during the year, contributions totaling \$5,000 or more (in money or other property) from any one contributor. Complete Parts I and II. See instructions for determining a contributor's total contributions.

**Special Rules**

For an organization described in section 501(c)(3) filing Form 990 or 990-EZ that met the 33<sup>1</sup>/<sub>3</sub>% support test of the regulations under sections 509(a)(1) and 170(b)(1)(A)(vi), that checked Schedule A (Form 990 or 990-EZ), Part II, line 13, 16a, or 16b, and that received from any one contributor, during the year, total contributions of the greater of **(1)** \$5,000 or **(2)** 2% of the amount on (i) Form 990, Part VIII, line 1h, or (ii) Form 990-EZ, line 1. Complete Parts I and II.

For an organization described in section 501(c)(7), (8), or (10) filing Form 990 or 990-EZ that received from any one contributor, during the year, total contributions of more than \$1,000 *exclusively* for religious, charitable, scientific, literary, or educational purposes, or for the prevention of cruelty to children or animals. Complete Parts I, II, and III.

For an organization described in section 501(c)(7), (8), or (10) filing Form 990 or 990-EZ that received from any one contributor, during the year, contributions *exclusively* for religious, charitable, etc., purposes, but no such contributions totaled more than \$1,000. If this box is checked, enter here the total contributions that were received during the year for an *exclusively* religious, charitable, etc., purpose. Do not complete any of the parts unless the **General Rule** applies to this organization because it received *nonexclusively* religious, charitable, etc., contributions totaling \$5,000 or more during the year. . . . ▶ \$ \_\_\_\_\_

**Caution.** An organization that is not covered by the General Rule and/or the Special Rules does not file Schedule B (Form 990, 990-EZ, or 990-PF), but it **must** answer "No" on Part IV, line 2, of its Form 990, or check the box on line H of its Form 990-EZ or on its Form 990PF, Part I, line 2, to certify that it does not meet the filing requirements of Schedule B (Form 990, 990-EZ, or 990-PF).

**Name of organization**  
THE NOLA FOUNDATION

**Employer identification number**  
13-4014432

**Part I** **Contributors** (see instructions) Use duplicate copies of Part I if additional space is needed

(a) No.	(b) Name, address, and ZIP + 4	(c) Total contributions	(d) Type of contribution
1	AMY ROSE SILVERMAN 1115 FIFTH AVENUE APT 8-C NEW YORK, NY 10128	\$ 210,000	Person <input checked="" type="checkbox"/> Payroll <input type="checkbox"/> Noncash <input type="checkbox"/> (Complete Part II for noncash contributions )
—	_____ _____ _____	\$ _____	Person <input type="checkbox"/> Payroll <input type="checkbox"/> Noncash <input type="checkbox"/> (Complete Part II for noncash contributions )
—	_____ _____ _____	\$ _____	Person <input type="checkbox"/> Payroll <input type="checkbox"/> Noncash <input type="checkbox"/> (Complete Part II for noncash contributions )
—	_____ _____ _____	\$ _____	Person <input type="checkbox"/> Payroll <input type="checkbox"/> Noncash <input type="checkbox"/> (Complete Part II for noncash contributions )
—	_____ _____ _____	\$ _____	Person <input type="checkbox"/> Payroll <input type="checkbox"/> Noncash <input type="checkbox"/> (Complete Part II for noncash contributions )
—	_____ _____ _____	\$ _____	Person <input type="checkbox"/> Payroll <input type="checkbox"/> Noncash <input type="checkbox"/> (Complete Part II for noncash contributions )

Name of organization  
THE NOLA FOUNDATION

Employer identification number  
13-4014432

**Part II** Noncash Property (see instructions) Use duplicate copies of Part II if additional space is needed

(a) No. from Part I	(b) Description of noncash property given	(c) FMV (or estimate) (see instructions)	(d) Date received
_____	_____ _____ _____	_____ \$	_____
_____	_____ _____ _____	_____ \$	_____
_____	_____ _____ _____	_____ \$	_____
_____	_____ _____ _____	_____ \$	_____
_____	_____ _____ _____	_____ \$	_____
_____	_____ _____ _____	_____ \$	_____
_____	_____ _____ _____	_____ \$	_____
_____	_____ _____ _____	_____ \$	_____
_____	_____ _____ _____	_____ \$	_____

Name of organization  
THE NOLA FOUNDATION

Employer identification number  
13-4014432

**Part III** Exclusively religious, charitable, etc., contributions to organizations described in section 501(c)(7), (8), or (10) that total more than \$1,000 for the year from any one contributor. Complete columns (a) through (e) and the following line entry. For organizations completing Part III, enter the total of exclusively religious, charitable, etc., contributions of \$1,000 or less for the year. (Enter this information once. See instructions.) ▶ \$ \_\_\_\_\_  
Use duplicate copies of Part III if additional space is needed.

(a) No. from Part I	(b) Purpose of gift	(c) Use of gift	(d) Description of how gift is held
_____	_____	_____	_____
	_____	_____	_____
	_____	_____	_____

(e) Transfer of gift	
Transferee's name, address, and ZIP 4	Relationship of transferor to transferee
_____	_____
_____	_____
_____	_____

(a) No. from Part I	(b) Purpose of gift	(c) Use of gift	(d) Description of how gift is held
_____	_____	_____	_____
	_____	_____	_____
	_____	_____	_____

(e) Transfer of gift	
Transferee's name, address, and ZIP 4	Relationship of transferor to transferee
_____	_____
_____	_____
_____	_____

(a) No. from Part I	(b) Purpose of gift	(c) Use of gift	(d) Description of how gift is held
_____	_____	_____	_____
	_____	_____	_____
	_____	_____	_____

(e) Transfer of gift	
Transferee's name, address, and ZIP 4	Relationship of transferor to transferee
_____	_____
_____	_____
_____	_____

(a) No. from Part I	(b) Purpose of gift	(c) Use of gift	(d) Description of how gift is held
_____	_____	_____	_____
	_____	_____	_____
	_____	_____	_____

(e) Transfer of gift	
Transferee's name, address, and ZIP 4	Relationship of transferor to transferee
_____	_____
_____	_____
_____	_____

NEUBERGER BERMAN LLC  
 OH4-RM00  
 P O BOX 183211  
 COLUMBUS, OH 43218  
 FOR UNDELIVERABLE MAIL ONLY

Telephone Number (212) 476-5505

Account No 541-19800  
 Account Name THE NOLA FOUNDATION  
 Recipient's Identification Number 13-4014432  
 Account Executive No 002  
 ORIGINAL 12/31/14

NEUBERGER	BERMAN
-----------	--------

### Short-Term Gain/(Loss) from Transactions not Reported to IRS

09/19/14	H	09/18/14	***ALIBABA GROUP HOLDING LTD SPONSORED ADR	BABA 01609W102	300 00000	27,398 57	20,400 00	6,998 57
06/09/14	H	01/28/14	***NORTH ATLANTIC DRILLING LTD	NADL G6613P202	2,100 00000	23,771 26	19,425 00	4,346 26
01/17/14	H	01/17/14	RSP PERMIAN INC	RSP 74978Q105	1,100 00000	22,476 67	21,450 00	1,026 67
<b>3 ITEMS - Total Short-Term Not Reported Transactions Gain/(Loss)</b>						<b>73,646.50</b>	<b>61,275.00</b>	<b>12,371.50</b>

### Long-Term Gain/(Loss) from Transactions not Reported to IRS

04/17/14	H	01/29/09	***ACE LIMITED	ACE H0023R105	500 00000	50,512 83	23,040 45	27,472 38
11/13/14	S	07/01/10	CALIFORNIA RESOURCES CORPORATION	CRC 13057Q107	40 00000	323 90	266 39 T	57 51
11/13/14	S	04/16/10	CALIFORNIA RESOURCES CORPORATION	CRC 13057Q107	200 00000	1,619 50	1,485 04 T	134 46
10/01/14	H	10/26/12	DEERE & CO	DE 244199105	900 00000	73,365 74	76,379 85	(3,014 11)
08/27/14	H	03/20/08	***ENSCO PLC NEW CLASS A ORD	ESV G3157S106	300 00000	15,030 24	18,076 92	(3,046 68)
08/27/14	H	03/11/08	***ENSCO PLC NEW CLASS A ORD	ESV G3157S106	1,000 00000	50,100 79	61,949 00	(11,848 21)

*If you are required to file a return, a negligence penalty or other sanctions may be imposed on you if this income is taxable and the IRS determines that it has not been reported.*

NEUBERGER BERMAN LLC OH4-RM00 P O BOX 183211 COLUMBUS, OH 43218 FOR UNDELIVERABLE MAIL ONLY	Account No	541-19800	<b>NEUBERGER</b> <b>BERMAN</b>
	Account Name	THE NOLA FOUNDATION	
	Recipient's Identification Number	13-4014432	
	Account Executive No	002	
Telephone Number (212) 476-5505	<i>ORIGINAL</i>	12/31/14	

**Long-Term Gain/(Loss) from Transactions not Reported to IRS**

12/19/14	S	04/16/10	INTERNATIONAL BUSINESS MACHINES CORP	IBM 459200101	375 00000	59,482 31	49,320 41	10,161 90
12/30/14	H	03/20/08	LOEWS CORPORATION	L 540424108	1,000 00000	42,571 66	40,221 63	2,350 03
12/30/14	H	03/11/08	LOEWS CORPORATION	L 540424108	1,500 00000	63,857 48	62,109 75	1,747 73
07/18/14	H	03/11/08	PIONEER NATURAL RESOURCES COMPANY	PXD 723787107	10 00000	2,229 93	483 95	1,745 98
07/24/14	H	03/11/08	PIONEER NATURAL RESOURCES COMPANY	PXD 723787107	100 00000	23,301 87	4,839 48	18,462 39
12/08/14	H	03/11/08	PIONEER NATURAL RESOURCES COMPANY	PXD 723787107	235 00000	31,905 31	11,372 79	20,532 52
09/19/14	H	03/20/08	XEROX CORP	XRX 984121103	800 00000	11,198 71	12,049 84	(851 13)
<b>13 ITEMS - Total Long-Term Not Reported Transactions Gain/(Loss)</b>						<b>425,500.27</b>	<b>361,595.50</b>	<b>63,904.77</b>

**FOOTNOTES**

**A** - Position carried at Average Cost

**T** - Cost Basis information is based on information you, your advisor or third parties have supplied and it has been included on your statement for informational purposes only. JPMCC has not attempted to validate information and disclaims all warranties of any kind related to this information, either express or implied, including, without limitation, any implied warranties of accuracy, completeness and fitness for a particular purpose.

**E** - Adjusted for option exercise or assignment

**DISPOSAL METHODS**

**Blank** - FIFO (First In First Out), **L** - LIFO (Last In First Out), **S** - Specific Match (Versus Purchase Method), **H** - High Cost Method, **C** - Low Cost Method, **X** - High Cost Long-Term

*If you are required to file a return, a negligence penalty or other sanctions may be imposed on you if this income is taxable and the IRS determines that it has not been reported.*

# REALIZED GAINS AND LOSSES

Supplemental Information Consult your Form 1099 for tax reporting purposes

## REALIZED GAIN AND LOSS SUMMARY

SHORT-TERM GAINS (LOSSES)		LONG-TERM GAINS (LOSSES)		ORDINARY GAINS (LOSSES)	
Net Covered Short Term Gains (Losses)	(35,779.88)	Net Covered Long Term Gains (Losses)	152,545.32	Net Ordinary Gains (Losses)	0.00
Net NonCovered Short Term Gains (Losses)	0.00	Net NonCovered Long Term Gains (Losses)	1,088.82		
Net 1099B Non Reportable Short Term Gains (Losses)	0.00	Net 1099B Non Reportable Long Term Gains (Losses)	0.00		
Net Miscellaneous Short Term Gains (Losses)	0.00	Net Miscellaneous Long Term Gains (Losses)	0.00	Net Miscellaneous Ordinary Gains (Losses)	0.00
Net Regulated Futures Contract Short Term Gains (Losses)	0.00	Net Regulated Futures Contract Long Term Gains (Losses)	0.00		
<b>Total Short-Term Gains (Losses)</b>	<b>(35,779.88)</b>	<b>Total Long-Term Gains (Losses)</b>	<b>153,634.14</b>	<b>Total Ordinary Gains (Losses)</b>	<b>0.00</b>

## SHORT-TERM GAINS (LOSSES)

Description (Product Identifier)	Date Acquired or Sold Short	Date Sold or Covered	Quantity	Sale Proceeds <sup>5</sup>	Total accretion (Amortization)	Cost Basis <sup>4</sup>	Total Gain (Loss)
<b>Covered Short-Term Gains (Losses)</b>							
GS LOCAL EMERGING MARKETS DEBT FUND INSTITUTIONAL SHARES (38145N303)	09/30/2013	01/24/2014	61.17	494.89	0.00	527.96	(33.07)
GS LOCAL EMERGING MARKETS DEBT FUND INSTITUTIONAL SHARES (38145N303)	10/31/2013	01/24/2014	66.72	539.75	0.00	588.50	(48.75)
GS LOCAL EMERGING MARKETS DEBT FUND INSTITUTIONAL SHARES (38145N303)	11/29/2013	01/24/2014	69.78	564.50	0.00	590.36	(25.86)
GS LOCAL EMERGING MARKETS DEBT FUND INSTITUTIONAL SHARES (38145N303)	02/28/2013	01/24/2014	112.11	907.00	0.00	1,096.53	(189.53)
GS LOCAL EMERGING MARKETS DEBT FUND INSTITUTIONAL SHARES (38145N303)	03/28/2013	01/24/2014	112.85	912.98	0.00	1,090.22	(177.24)
GS LOCAL EMERGING MARKETS DEBT FUND INSTITUTIONAL SHARES (38145N303)	04/30/2013	01/24/2014	114.42	925.66	0.00	1,141.98	(216.32)
GS LOCAL EMERGING MARKETS DEBT FUND INSTITUTIONAL SHARES (38145N303)	06/28/2013	01/24/2014	115.24	932.25	0.00	1,015.28	(83.03)
GS LOCAL EMERGING MARKETS DEBT FUND INSTITUTIONAL SHARES (38145N303)	05/31/2013	01/24/2014	117.80	953.01	0.00	1,090.91	(137.90)
GS LOCAL EMERGING MARKETS DEBT FUND INSTITUTIONAL SHARES (38145N303)	01/31/2013	01/24/2014	133.80	1,082.47	0.00	1,322.05	(239.58)

<sup>4</sup> Basis may have been increased by accruals of market discount and/or original issue discount or decreased by premium amortization. This increase or decrease of basis assumes the investor has elected to include market discount in income currently and/or amortize premium currently. You should consult with your own tax advisor to determine your correct basis.

<sup>5</sup> Sale Proceeds may have been adjusted by an option premium due to an option assignment.



**Realized and unrealized gains and loss values do not include securities for which cost basis is unavailable. The recognition of any loss reflected herein may be disallowed or deferred by the application of capital loss limitations, wash sale rules or other special tax rules, and you are strongly urged to consult your own outside tax and other advisors about this and all tax-related matters addressed in any way herein. All information regarding the cost basis and acquisition dates of securities that you acquired elsewhere and that were subsequently delivered into your Goldman Sachs account(s) were provided by you and/or a third party and Goldman Sachs makes no representation as to the accuracy and completeness of such information and it should not be relied upon as such.**

**REALIZED GAINS AND LOSSES (Continued)**

Supplemental Information Consult your Form 1099 for tax reporting purposes

**SHORT-TERM GAINS (LOSSES)**


Description (Product Identifier)	Date Acquired or Sold Short	Date Sold or Covered	Quantity	Sale Proceeds <sup>5</sup>	Total accretion (Amortization)	Cost Basis <sup>4</sup>	Total Gain (Loss)
<b>Covered Short-Term Gains (Losses)</b>							
SPDR EURO STOXX 50 FD ETF (78463X202)	01/10/2014	09/11/2014	1,700 00	69,205 47	0 00	71,009 00	(1,803 53)
ISHARES MSCI SPAIN CAPPED ETF (464286764)	04/02/2014	10/15/2014	1,200 00	42,997 21	0 00	49,505 04	(6,507 83)
WISDOMTREE TRUST CURRENCY HEDGED DEFA FUND ETF (97717X701)	09/11/2014	10/15/2014	4,600 00	242,685 10	0 00	269,289 52	(26,604 42)
GS TACTICAL TILT IMPLEMENTATION FUND INST (38147X838)	10/15/2014	10/23/2014	4,102 56	40,000 00	0 00	39,712 82	287 18
<b>Net Covered Short-Term Gains (Losses)</b>				<b>402,200.29</b>	<b>0.00</b>	<b>437,980.17</b>	<b>(35,779.88)</b>

**LONG-TERM GAINS (LOSSES)**

Description (Product Identifier)	Date Acquired or Sold Short	Date Sold or Covered	Quantity	Sale Proceeds <sup>5</sup>	Total accretion (Amortization)	Cost Basis <sup>4</sup>	Total Gain (Loss)
<b>Covered Long-Term Gains (Losses)</b>							
ISHARES RUSSELL 1000 GROWTH ETF (464287614)	07/16/2012	01/10/2014	1,100 00	94,010 96	0 00	69,256 44	24,754 52
ISHARES RUSSELL 1000 GROWTH ETF (464287614)	07/19/2012	01/10/2014	1,200 00	102,557 41	0 00	77,127 48	25,429 93
GS LOCAL EMERGING MARKETS DEBT FUND INSTITUTIONAL SHARES (38145N303)	11/30/2012	01/23/2014	28 69	234 71	0 00	278 33	(43 62)
GS LOCAL EMERGING MARKETS DEBT FUND INSTITUTIONAL SHARES (38145N303)	07/31/2012	01/23/2014	44 06	360 37	0 00	411 91	(51 54)
GS LOCAL EMERGING MARKETS DEBT FUND INSTITUTIONAL SHARES (38145N303)	09/28/2012	01/23/2014	58 46	478 22	0 00	559 48	(81 26)
GS LOCAL EMERGING MARKETS DEBT FUND INSTITUTIONAL SHARES (38145N303)	08/31/2012	01/23/2014	58 87	481 55	0 00	548 66	(67 11)
GS LOCAL EMERGING MARKETS DEBT FUND INSTITUTIONAL SHARES (38145N303)	10/31/2012	01/23/2014	59 08	483 27	0 00	566 58	(83 31)
GS LOCAL EMERGING MARKETS DEBT FUND INSTITUTIONAL SHARES (38145N303)	07/16/2012	01/23/2014	3,442 77	28,161 87	0 00	31,914 50	(3,752 63)
GS LOCAL EMERGING MARKETS DEBT FUND INSTITUTIONAL SHARES (38145N303) Disallowed Loss							73 44

<sup>4</sup> Basis may have been increased by accruals of market discount and/or original issue discount or decreased by premium amortization. This increase or decrease of basis assumes the investor has elected to include market discount in income currently and/or amortize premium currently. You should consult with your own tax advisor to determine your correct basis.

<sup>5</sup> Sale Proceeds may have been adjusted by an option premium due to an option assignment.



**Realized and unrealized gains and loss values do not include securities for which cost basis is unavailable. The recognition of any loss reflected herein may be disallowed or deferred by the application of capital loss limitations, wash sale rules or other special tax rules, and you are strongly urged to consult your own outside tax and other advisors about this and all tax-related matters addressed in any way herein. All information regarding the cost basis and acquisition dates of securities that you acquired elsewhere and that were subsequently delivered into your Goldman Sachs account(s) were provided by you and/or a third party and Goldman Sachs makes no representation as to the accuracy and completeness of such information and it should not be relied upon as such.**

**REALIZED GAINS AND LOSSES (Continued)**


Supplemental Information Consult your Form 1099 for tax reporting purposes

**LONG-TERM GAINS (LOSSES)**

Description (Product Identifier)	Date Acquired or Sold Short	Date Sold or Covered	Quantity	Sale Proceeds <sup>5</sup>	Total accretion (Amortization)	Cost Basis <sup>4</sup>	Total Gain (Loss)
<b>Covered Long-Term Gains (Losses)</b>							
GS LOCAL EMERGING MARKETS DEBT FUND INSTITUTIONAL SHARES (38145N303)	12/12/2012	01/24/2014	22 54	182 36	0 00	220 24	(37 88)
GS LOCAL EMERGING MARKETS DEBT FUND INSTITUTIONAL SHARES (38145N303)	11/30/2012	01/24/2014	25 58	206 90	0 00	246 81	(39 91)
GS LOCAL EMERGING MARKETS DEBT FUND INSTITUTIONAL SHARES (38145N303)	12/12/2012	01/24/2014	39 41	318 83	0 00	385 07	(66 24)
GS LOCAL EMERGING MARKETS DEBT FUND INSTITUTIONAL SHARES (38145N303)	01/31/2012	01/24/2014	48 75	394 38	0 00	453 39	(59 01)
GS LOCAL EMERGING MARKETS DEBT FUND INSTITUTIONAL SHARES (38145N303)	02/21/2012	01/24/2014	63 33	512 31	0 00	600 37	(88 06)
GS LOCAL EMERGING MARKETS DEBT FUND INSTITUTIONAL SHARES (38145N303)	12/31/2012	01/24/2014	65 91	533 23	0 00	646 63	(113 40)
GS LOCAL EMERGING MARKETS DEBT FUND INSTITUTIONAL SHARES (38145N303)	07/16/2012	01/24/2014	67 38	545 09	0 00	640 80	(95 71)
GS LOCAL EMERGING MARKETS DEBT FUND INSTITUTIONAL SHARES (38145N303)	03/22/2012	01/24/2014	77 77	629 17	0 00	700 77	(71 60)
GS LOCAL EMERGING MARKETS DEBT FUND INSTITUTIONAL SHARES (38145N303)	12/27/2012	01/24/2014	10,581 90	85,607 55	0 00	103,602 81	(17,995 26)
GS SHORT DURATION INCOME INSTITUTIONAL MUTUAL FUND (38145L620)	04/04/2012	02/21/2014	1,962 71	20,000 00	0 00	19,548 12	451 88
GS SHORT DURATION INCOME INSTITUTIONAL MUTUAL FUND (38145L620)	04/04/2012	04/02/2014	4,420 43	45,000 00	0 00	44,026 46	973 54
SPDR EURO STOXX 50 FD ETF (78463X202)	12/27/2012	09/11/2014	800 00	32,567 28	0 00	27,686 00	4,881 28
SPDR EURO STOXX 50 FD ETF (78463X202)	07/16/2012	09/11/2014	1,100 00	44,780 01	0 00	29,926 05	14,853 96
SPDR EURO STOXX 50 FD ETF (78463X202)	06/28/2013	09/11/2014	1,300 00	52,921 83	0 00	43,225 00	9,696 83
SPDR EURO STOXX 50 FD ETF (78463X202)	02/01/2012	09/11/2014	1,600 00	65,134 56	0 00	51,459 84	13,674 72
TECHNOLOGY SELECT INDEX 'SPDR' (81369Y803)	07/08/2013	10/13/2014	3,800 00	145,004 78	0 00	118,582 04	26,422 74

<sup>4</sup> Basis may have been increased by accruals of market discount and/or original issue discount or decreased by premium amortization. This increase or decrease of basis assumes the investor has elected to include market discount in income currently and/or amortize premium currently. You should consult with your own tax advisor to determine your correct basis.

<sup>5</sup> Sale Proceeds may have been adjusted by an option premium due to an option assignment.



**Realized and unrealized gains and loss values do not include securities for which cost basis is unavailable. The recognition of any loss reflected herein may be disallowed or deferred by the application of capital loss limitations, wash sale rules or other special tax rules, and you are strongly urged to consult your own outside tax and other advisors about this and all tax-related matters addressed in any way herein. All information regarding the cost basis and acquisition dates of securities that you acquired elsewhere and that were subsequently delivered into your Goldman Sachs account(s) were provided by you and/or a third party and Goldman Sachs makes no representation as to the accuracy and completeness of such information and it should not be relied upon as such.**

**REALIZED GAINS AND LOSSES (Continued)**

Supplemental Information Consult your Form 1099 for tax reporting purposes

**LONG-TERM GAINS (LOSSES)**

Description (Product Identifier)	Date Acquired or Sold Short	Date Sold or Covered	Quantity	Sale Proceeds <sup>5</sup>	Total accretion (Amortization)	Cost Basis <sup>4</sup>	Total Gain (Loss)
<b>Covered Long-Term Gains (Losses)</b>							
GS HIGH YIELD FLOATING RATE FUND INSTITUTIONAL SHARES (38145C455)	01/02/2013	10/15/2014	508 13	5,000 00	0 00	5,103 35	(103 35)
GS HIGH YIELD FLOATING RATE FUND INSTITUTIONAL SHARES (38145C455) Disallowed Loss							47 48
GS HIGH YIELD FUND INSTITUTIONAL SHARES (38141W679)	06/29/2012	10/15/2014	218 23	1,512 31	0 00	1,555 95	(43 64)
GS HIGH YIELD FUND INSTITUTIONAL SHARES (38141W679)	01/31/2012	10/15/2014	258 79	1,793 43	0 00	1,824 49	(31 06)
GS HIGH YIELD FUND INSTITUTIONAL SHARES (38141W679)	05/31/2012	10/15/2014	302 42	2,095 75	0 00	2,125 99	(30 24)
GS HIGH YIELD FUND INSTITUTIONAL SHARES (38141W679)	02/29/2012	10/15/2014	323 76	2,243 66	0 00	2,327 84	(84 18)
GS HIGH YIELD FUND INSTITUTIONAL SHARES (38141W679)	03/30/2012	10/15/2014	333 01	2,307 77	0 00	2,377 70	(69 93)
GS HIGH YIELD FUND INSTITUTIONAL SHARES (38141W679)	04/30/2012	10/15/2014	334 96	2,321 25	0 00	2,401 64	(80 39)
GS HIGH YIELD FUND INSTITUTIONAL SHARES (38141W679)	07/16/2012	10/15/2014	3,649 87	25,293 60	0 00	26,169 57	(875 97)
GS HIGH YIELD FUND INSTITUTIONAL SHARES (38141W679)	01/24/2012	10/15/2014	11,173 48	77,432 23	0 00	78,214 38	(782 15)
GS HIGH YIELD FUND INSTITUTIONAL SHARES (38141W679) Disallowed Loss							25 37
ISHARES MSCI JAPAN ETF (464286848)	02/24/2012	10/15/2014	7,000 00	75,620 01	0 00	71,089 20	4,530 81
ISHARES MSCI SPAIN CAPPED ETF (464286764)	08/21/2013	10/15/2014	1,200 00	42,997 21	0 00	38,170 56	4,826 65
ISHARES MSCI SPAIN CAPPED ETF (464286764)	09/13/2013	10/15/2014	1,200 00	42,997 21	0 00	39,844 44	3,152 77
ARTISAN INTERNATIONAL FUND INV MUTUAL FUND CLASS I SHARES (04314H204)	07/31/2013	10/23/2014	1,528 01	45,000 00	0 00	42,234 30	2,765 70
GS HIGH YIELD FLOATING RATE FUND INSTITUTIONAL SHARES (38145C455)	01/02/2013	10/23/2014	2,525 25	25,000 00	0 00	25,362 09	(362 09)
GS HIGH YIELD FUND INSTITUTIONAL SHARES (38141W679)	07/16/2012	10/23/2014	1,410 44	10,000 00	0 00	10,112 83	(112 83)
GS SHORT DURATION INCOME INSTITUTIONAL MUTUAL FUND (38145L620)	04/04/2012	10/23/2014	9,852 22	100,000 00	0 00	98,125 76	1,874 24
ISHARES RUSSELL 1000 GROWTH ETF (464287614)	07/19/2012	10/23/2014	550 00	50,037 90	0 00	35,350 10	14,687 80
ISHARES RUSSELL 1000 VALUE ETF (464287598)	01/16/2013	10/23/2014	500 00	49,548 90	0 00	37,829 05	11,719 85

<sup>4</sup> Basis may have been increased by accruals of market discount and/or original issue discount or decreased by premium amortization. This increase or decrease of basis assumes the investor has elected to include market discount in income currently and/or amortize premium currently. You should consult with your own tax advisor to determine your correct basis.

<sup>5</sup> Sale Proceeds may have been adjusted by an option premium due to an option assignment.



**Realized and unrealized gains and loss values do not include securities for which cost basis is unavailable. The recognition of any loss reflected herein may be disallowed or deferred by the application of capital loss limitations, wash sale rules or other special tax rules, and you are strongly urged to consult your own outside tax and other advisors about this and all tax-related matters addressed in any way herein. All information regarding the cost basis and acquisition dates of securities that you acquired elsewhere and that were subsequently delivered into your Goldman Sachs account(s) were provided by you and/or a third party and Goldman Sachs makes no representation as to the accuracy and completeness of such information and it should not be relied upon as such.**

**REALIZED GAINS AND LOSSES (Continued)**

Supplemental Information Consult your Form 1099 for tax reporting purposes

**LONG-TERM GAINS (LOSSES)**

Description (Product Identifier)	Date Acquired or Sold Short	Date Sold or Covered	Quantity	Sale Proceeds <sup>5</sup>	Total accretion (Amortization)	Cost Basis <sup>4</sup>	Total Gain (Loss)
<b>Covered Long-Term Gains (Losses)</b>							
OAKMARK INTERNATIONAL CL I OAKMARK INTERNATIONAL I MUTUAL FUND CLASS I SHARES (413838202)	07/22/2013	10/23/2014	1,869.55	45,000.00	0.00	45,972.16	(972.16)
SPDR S&P 500 ETF TRUST (78462F103)	07/22/2013	10/23/2014	540.00	105,443.46	0.00	91,547.12	13,896.34
<b>Net Covered Long-Term Disallowed Losses</b>							<b>146.29</b>
<b>Net Covered Long-Term Gains (Losses)</b>				<b>1,432,751.33</b>	<b>0.00</b>	<b>1,280,352.30</b>	<b>152,545.32</b>
<b>NonCovered Long-Term Gains (Losses)</b>							
GS STRATEGIC INCOME FUND INSTITUTIONAL SHARES (38145C646)	05/25/2011	10/23/2014	2,865.33	30,000.00	0.00	28,911.18	1,088.82
<b>Net NonCovered Long-Term Gains (Losses)</b>				<b>30,000.00</b>	<b>0.00</b>	<b>28,911.18</b>	<b>1,088.82</b>

<sup>4</sup> Basis may have been increased by accruals of market discount and/or original issue discount or decreased by premium amortization. This increase or decrease of basis assumes the investor has elected to include market discount in income currently and/or amortize premium currently. You should consult with your own tax advisor to determine your correct basis.

<sup>5</sup> Sale Proceeds may have been adjusted by an option premium due to an option assignment.



**Realized and unrealized gains and loss values do not include securities for which cost basis is unavailable. The recognition of any loss reflected herein may be disallowed or deferred by the application of capital loss limitations, wash sale rules or other special tax rules, and you are strongly urged to consult your own outside tax and other advisors about this and all tax-related matters addressed in any way herein. All information regarding the cost basis and acquisition dates of securities that you acquired elsewhere and that were subsequently delivered into your Goldman Sachs account(s) were provided by you and/or a third party and Goldman Sachs makes no representation as to the accuracy and completeness of such information and it should not be relied upon as such.**

# REALIZED GAINS AND LOSSES

Supplemental Information Consult your Form 1099 for tax reporting purposes

## REALIZED GAIN AND LOSS SUMMARY


SHORT-TERM GAINS (LOSSES)		LONG-TERM GAINS (LOSSES)		ORDINARY GAINS (LOSSES)	
Net Covered Short Term Gains (Losses)	24,792 10	Net Covered Long Term Gains (Losses)	12,802 66	Net Ordinary Gains (Losses)	0 00
Net NonCovered Short Term Gains (Losses)	1,290 40	Net NonCovered Long Term Gains (Losses)	0 00		
Net 1099B Non Reportable Short Term Gains (Losses)	0 00	Net 1099B Non Reportable Long Term Gains (Losses)	0 00		
Net Miscellaneous Short Term Gains (Losses)	0 00	Net Miscellaneous Long Term Gains (Losses)	0 00	Net Miscellaneous Ordinary Gains (Losses)	0 00
Net Regulated Futures Contract Short Term Gains (Losses)	0 00	Net Regulated Futures Contract Long Term Gains (Losses)	0 00		
<b>Total Short-Term Gains (Losses)</b>	<b>26,082 50</b>	<b>Total Long-Term Gains (Losses)</b>	<b>12,802.66</b>	<b>Total Ordinary Gains (Losses)</b>	<b>0 00</b>

## SHORT-TERM GAINS (LOSSES)

Description (Product Identifier)	Date Acquired or Sold Short	Date Sold or Covered	Quantity	Sale Proceeds <sup>5</sup>	Total accretion (Amortization)	Cost Basis <sup>4</sup>	Total Gain (Loss)
<b>Covered Short-Term Gains (Losses)</b>							
GOOGLE INC CMN CLASS A (38259P508)	08/02/2013	01/07/2014	8 00	9,063 28	0 00	7,227 28	1,836 00
INTERCONTINENTAL EXCHANGE INC CMN (45866F104)	08/02/2013	01/07/2014	12 00	2,728 17	0 00	2,243 53	484 64
FEDEX CORP CMN (31428X106)	08/02/2013	01/23/2014	52 00	7,297 69	0 00	5,695 59	1,602 10
FEDEX CORP CMN (31428X106)	08/02/2013	01/29/2014	19 00	2,534 40	0 00	2,081 08	453 32
SBA COMMUNICATIONS CORP CMN (78388J106)	08/02/2013	03/11/2014	33 00	3,138 97	0 00	2,425 41	713 56
FEDEX CORP CMN (31428X106)	08/02/2013	03/18/2014	68 00	9,416 11	0 00	7,448 07	1,968 04
FEDEX CORP CMN (31428X106)	09/16/2013	03/18/2014	69 00	9,554 59	0 00	7,638 30	1,916 29
REGENERON PHARMACEUTICAL INC CMN (75886F107)	08/02/2013	03/21/2014	10 00	3,208 34	0 00	2,720 30	488 04
ANADARKO PETROLEUM CORP CMN (032511107)	12/13/2013	04/03/2014	43 00	4,046 44	0 00	3,303 42	743 02
XILINX INCORPORATED CMN (983919101)	08/02/2013	04/09/2014	267 00	14,219 42	0 00	12,410 73	1,808 69
DANAHER CORPORATION CMN (235851102)	12/23/2013	04/17/2014	38 00	2,763 68	0 00	2,926 32	(162 64)
DANAHER CORPORATION CMN (235851102)	09/16/2013	04/17/2014	74 00	5,381 90	0 00	5,208 86	173 04
DANAHER CORPORATION CMN (235851102)	08/02/2013	04/17/2014	222 00	16,145 70	0 00	14,929 50	1,216 20
DOLLAR GENERAL CORPORATION CMN (256677105)	10/23/2013	04/24/2014	42 00	2,313 59	0 00	2,478 77	(165 18)
DOLLAR GENERAL CORPORATION CMN (256677105)	10/07/2013	04/24/2014	263 00	14,487 49	0 00	15,179 03	(691 54)
SBA COMMUNICATIONS CORP CMN (78388J106)	09/16/2013	05/05/2014	116 00	11,212 63	0 00	8,954 04	2,258 59

<sup>4</sup> Basis may have been increased by accruals of market discount and/or original issue discount or decreased by premium amortization. This increase or decrease of basis assumes the investor has elected to include market discount in income currently and/or amortize premium currently. You should consult with your own tax advisor to determine your correct basis.

<sup>5</sup> Sale Proceeds may have been adjusted by an option premium due to an option assignment.



**Realized and unrealized gains and loss values do not include securities for which cost basis is unavailable. The recognition of any loss reflected herein may be disallowed or deferred by the application of capital loss limitations, wash sale rules or other special tax rules, and you are strongly urged to consult your own outside tax and other advisors about this and all tax-related matters addressed in any way herein. All information regarding the cost basis and acquisition dates of securities that you acquired elsewhere and that were subsequently delivered into your Goldman Sachs account(s) were provided by you and/or a third party and Goldman Sachs makes no representation as to the accuracy and completeness of such information and it should not be relied upon as such.**

**REALIZED GAINS AND LOSSES (Continued)**

Supplemental Information Consult your Form 1099 for tax reporting purposes

**SHORT-TERM GAINS (LOSSES)**

Description (Product Identifier)	Date Acquired or Sold Short	Date Sold or Covered	Quantity	Sale Proceeds <sup>5</sup>	Total accretion (Amortization)	Cost Basis <sup>4</sup>	Total Gain (Loss)
<b>Covered Short-Term Gains (Losses)</b>							
SBA COMMUNICATIONS CORP CMN (78388J106)	08/02/2013	05/05/2014	151 00	14,595 76	0 00	11,098 07	3,497 69
CBRE GROUP INC CMN (12504L109)	08/02/2013	05/09/2014	82 00	2,324 30	0 00	1,909 70	414 60
CBRE GROUP INC CMN (12504L109)	08/02/2013	05/12/2014	143 00	4,073 53	0 00	3,330 33	743 20
CBRE GROUP INC CMN (12504L109)	08/02/2013	05/14/2014	207 00	5,964 18	0 00	4,820 83	1,143 35
NIKE CLASS-B CMN CLASS B (654106103)	08/02/2013	06/05/2014	77 00	5,830 84	0 00	5,115 88	714 96
XILINX INCORPORATED CMN (983919101)	08/02/2013	06/13/2014	130 00	6,035 00	0 00	6,042 68	(7 68)
XILINX INCORPORATED CMN (983919101)	09/16/2013	06/13/2014	132 00	6,127 84	0 00	6,276 60	(148 76)
QUALCOMM INC CMN (747525103)	08/02/2013	06/24/2014	222 00	17,682 83	0 00	14,758 56	2,924 27
EQUINIX, INC REIT (29444U502)	08/02/2013	07/30/2014	24 00	5,180 41	0 00	4,262 80	917 61
REGENERON PHARMACEUTICAL INC CMN (75886F107)	08/02/2013	07/31/2014	21 00	6,572 51	0 00	5,712 63	859 88
REGENERON PHARMACEUTICAL INC CMN (75886F107)	09/16/2013	08/04/2014	16 00	5,208 38	0 00	4,728 32	480 06
REGENERON PHARMACEUTICAL INC CMN (75886F107)	07/02/2014	08/04/2014	22 00	7,161 52	0 00	6,819 79	341 73
L BRANDS, INC CMN (501797104)	10/23/2013	08/20/2014	40 00	2,513 37	0 00	2,441 91	71 46
L BRANDS, INC CMN (501797104)	09/16/2013	08/20/2014	67 00	4,209 90	0 00	3,967 07	242 83
L BRANDS, INC CMN (501797104)	12/05/2013	08/20/2014	92 00	5,780 75	0 00	5,747 81	32 94
EBAY INC CMN (278642103)	01/08/2014	09/30/2014	169 00	9,497 26	0 00	8,959 61	537 65
HONEYWELL INTL INC CMN (438516106)	05/05/2014	10/16/2014	243 00	20,594 81	0 00	22,464 16	(1,869 35)
MYLAN INC CMN (628530107)	04/24/2014	10/21/2014	31 00	1,607 10	0 00	1,579 64	27 46
CELGENE CORPORATION CMN (151020104)	08/05/2014	10/22/2014	47 00	4,453 86	0 00	4,094 77	359 09
NAVIENT CORPORATION CMN (63938C108)	03/21/2014	10/22/2014	227 00	4,257 74	0 00	3,739 89	517 85
EBAY INC CMN (278642103)	01/23/2014	10/23/2014	150 00	7,579 46	0 00	8,304 03	(724 57)
EBAY INC CMN (278642103)	01/08/2014	10/23/2014	226 00	11,419 71	0 00	11,981 48	(561 77)
WHOLE FOODS MARKET INC CMN (966837106)	04/25/2014	11/12/2014	69 00	3,275 17	0 00	3,503 22	(228 05)
GOOGLE INC CMN CLASS A (38259P508)	04/16/2014	11/18/2014	3 00	1,637 93	0 00	1,670 79	(32 86)
GOOGLE INC CMN CLASS A (38259P508)	06/24/2014	11/18/2014	4 00	2,183 91	0 00	2,321 98	(138 07)

<sup>4</sup> Basis may have been increased by accruals of market discount and/or original issue discount or decreased by premium amortization. This increase or decrease of basis assumes the investor has elected to include market discount in income currently and/or amortize premium currently. You should consult with your own tax advisor to determine your correct basis.

<sup>5</sup> Sale Proceeds may have been adjusted by an option premium due to an option assignment.



**Realized and unrealized gains and loss values do not include securities for which cost basis is unavailable. The recognition of any loss reflected herein may be disallowed or deferred by the application of capital loss limitations, wash sale rules or other special tax rules, and you are strongly urged to consult your own outside tax and other advisors about this and all tax-related matters addressed in any way herein. All information regarding the cost basis and acquisition dates of securities that you acquired elsewhere and that were subsequently delivered into your Goldman Sachs account(s) were provided by you and/or a third party and Goldman Sachs makes no representation as to the accuracy and completeness of such information and it should not be relied upon as such.**

**REALIZED GAINS AND LOSSES (Continued)**

Supplemental Information Consult your Form 1099 for tax reporting purposes

**SHORT-TERM GAINS (LOSSES)**


Description (Product Identifier)	Date Acquired or Sold Short	Date Sold or Covered	Quantity	Sale Proceeds <sup>5</sup>	Total accretion (Amortization)	Cost Basis <sup>4</sup>	Total Gain (Loss)
<b>Covered Short-Term Gains (Losses)</b>							
GOOGLE INC CMN CLASS A (38259P508)	10/22/2014	11/18/2014	8 00	4,367 82	0 00	4,367 14	0 68
GOOGLE INC CMN CLASS C (38259P706)	04/16/2014	11/18/2014	3 00	1,605 31	0 00	1,640 74	(35 43)
EQUINIX, INC REIT (29444U502)	11/25/2014	11/25/2014	0 30	69 16	0 00	0 00	69 16
<b>Net Covered Short-Term Gains (Losses)</b>				<b>289,322.76</b>	<b>0.00</b>	<b>264,530.66</b>	<b>24,792.10</b>
<b>NonCovered Short-Term Gains (Losses)</b>							
AMERICAN TOWER CORPORATION CMN (03027X100)	08/02/2013	07/02/2014	69 00	6,189 40	0 00	4,899 00	1,290 40
<b>Net NonCovered Short-Term Gains (Losses)</b>				<b>6,189.40</b>	<b>0.00</b>	<b>4,899.00</b>	<b>1,290.40</b>

**LONG-TERM GAINS (LOSSES)**

Description (Product Identifier)	Date Acquired or Sold Short	Date Sold or Covered	Quantity	Sale Proceeds <sup>5</sup>	Total accretion (Amortization)	Cost Basis <sup>4</sup>	Total Gain (Loss)
<b>Covered Long-Term Gains (Losses)</b>							
REGENERON PHARMACEUTICAL INC CMN (75886F107)	08/02/2013	08/04/2014	16 00	5,208 38	0 00	4,352 48	855 90
L BRANDS, INC CMN (501797104)	08/02/2013	08/20/2014	200 00	12,566 86	0 00	11,682 00	884 86
NIKE CLASS-B CMN CLASS B (654106103)	09/16/2013	09/17/2014	99 00	8,048 38	0 00	6,748 83	1,299 55
NIKE CLASS-B CMN CLASS B (654106103)	08/02/2013	09/17/2014	189 00	15,365 10	0 00	12,557 16	2,807 94
COSTCO WHOLESALE CORPORATION CMN (22160K105)	08/02/2013	10/14/2014	31 00	3,900 21	0 00	3,693 78	206 43
COSTCO WHOLESALE CORPORATION CMN (22160K105)	08/02/2013	10/21/2014	8 00	1,040 12	0 00	953 23	86 89
COSTCO WHOLESALE CORPORATION CMN (22160K105)	08/02/2013	10/21/2014	69 00	8,987 08	0 00	8,221 63	765 45
INTERCONTINENTAL EXCHANGE INC CMN (45866F104)	08/02/2013	11/12/2014	15 00	3,315 23	0 00	2,804 42	510 81
GOOGLE INC CMN CLASS A (38259P508)	09/16/2013	11/18/2014	9 00	4,913 81	0 00	4,016 46	897 35
GOOGLE INC CMN CLASS A (38259P508)	08/02/2013	11/18/2014	18 00	9,827 60	0 00	8,143 70	1,683 90
GOOGLE INC CMN CLASS C (38259P706)	09/16/2013	11/18/2014	9 00	4,815 92	0 00	4,003 62	812 30
GOOGLE INC CMN CLASS C (38259P706)	08/02/2013	11/18/2014	18 00	9,631 85	0 00	8,117 68	1,514 17

<sup>4</sup> Basis may have been increased by accruals of market discount and/or original issue discount or decreased by premium amortization. This increase or decrease of basis assumes the investor has elected to include market discount in income currently and/or amortize premium currently. You should consult with your own tax advisor to determine your correct basis.

<sup>5</sup> Sale Proceeds may have been adjusted by an option premium due to an option assignment.



**Realized and unrealized gains and loss values do not include securities for which cost basis is unavailable. The recognition of any loss reflected herein may be disallowed or deferred by the application of capital loss limitations, wash sale rules or other special tax rules, and you are strongly urged to consult your own outside tax and other advisors about this and all tax-related matters addressed in any way herein. All information regarding the cost basis and acquisition dates of securities that you acquired elsewhere and that were subsequently delivered into your Goldman Sachs account(s) were provided by you and/or a third party and Goldman Sachs makes no representation as to the accuracy and completeness of such information and it should not be relied upon as such.**

**REALIZED GAINS AND LOSSES (Continued)**


*Supplemental Information Consult your Form 1099 for tax reporting purposes*

**LONG-TERM GAINS (LOSSES)**

Description (Product Identifier)	Date Acquired or Sold Short	Date Sold or Covered	Quantity	Sale Proceeds <sup>5</sup>	Total accretion (Amortization)	Cost Basis <sup>4</sup>	Total Gain (Loss)
<b>Covered Long-Term Gains (Losses)</b>							
INTERCONTINENTAL EXCHANGE INC CMN (45866F104)	08/02/2013	11/25/2014	14.00	3,094.57	0.00	2,617.46	477.11
<b>Net Covered Long-Term Gains (Losses)</b>				<b>90,715.11</b>	<b>0.00</b>	<b>77,912.45</b>	<b>12,802.66</b>

<sup>4</sup> Basis may have been increased by accruals of market discount and/or original issue discount or decreased by premium amortization. This increase or decrease of basis assumes the investor has elected to include market discount in income currently and/or amortize premium currently. You should consult with your own tax advisor to determine your correct basis.

<sup>5</sup> Sale Proceeds may have been adjusted by an option premium due to an option assignment.



**Realized and unrealized gains and loss values do not include securities for which cost basis is unavailable. The recognition of any loss reflected herein may be disallowed or deferred by the application of capital loss limitations, wash sale rules or other special tax rules, and you are strongly urged to consult your own outside tax and other advisors about this and all tax-related matters addressed in any way herein. All information regarding the cost basis and acquisition dates of securities that you acquired elsewhere and that were subsequently delivered into your Goldman Sachs account(s) were provided by you and/or a third party and Goldman Sachs makes no representation as to the accuracy and completeness of such information and it should not be relied upon as such.**

# REALIZED GAINS AND LOSSES

Supplemental Information Consult your Form 1099 for tax reporting purposes

## REALIZED GAIN AND LOSS SUMMARY

SHORT-TERM GAINS (LOSSES)		LONG-TERM GAINS (LOSSES)		ORDINARY GAINS (LOSSES)	
Net Covered Short Term Gains (Losses)	(1,704.03)	Net Covered Long Term Gains (Losses)	44,721.04	Net Ordinary Gains (Losses)	0.00
Net NonCovered Short Term Gains (Losses)	0.00	Net NonCovered Long Term Gains (Losses)	0.00		
Net 1099B Non Reportable Short Term Gains (Losses)	0.00	Net 1099B Non Reportable Long Term Gains (Losses)	0.00		
Net Miscellaneous Short Term Gains (Losses)	0.00	Net Miscellaneous Long Term Gains (Losses)	0.00	Net Miscellaneous Ordinary Gains (Losses)	0.00
Net Regulated Futures Contract Short Term Gains (Losses)	0.00	Net Regulated Futures Contract Long Term Gains (Losses)	0.00		
<b>Total Short-Term Gains (Losses)</b>	<b>(1,704.03)</b>	<b>Total Long-Term Gains (Losses)</b>	<b>44,721.04</b>	<b>Total Ordinary Gains (Losses)</b>	<b>0.00</b>

## SHORT-TERM GAINS (LOSSES)

Description (Product Identifier)	Date Acquired or Sold Short	Date Sold or Covered	Quantity	Sale Proceeds <sup>5</sup>	Total accretion (Amortization)	Cost Basis <sup>4</sup>	Total Gain (Loss)
<b>Covered Short-Term Gains (Losses)</b>							
ORACLE CORPORATION CMN (68389X105)	07/16/2013	01/28/2014	50.00	1,855.96	0.00	1,603.49	252.47
TRIUMPH GROUP INC CMN (896818101)	03/05/2013	01/31/2014	50.00	3,434.35	0.00	3,626.92	(192.57)
TRIUMPH GROUP INC CMN (896818101)	03/01/2013	01/31/2014	50.00	3,434.35	0.00	3,624.60	(190.25)
TRIUMPH GROUP INC CMN (896818101)	03/05/2013	02/10/2014	50.00	3,270.06	0.00	3,626.92	(356.86)
TRIUMPH GROUP INC CMN (896818101)	03/08/2013	02/10/2014	100.00	6,540.12	0.00	7,429.93	(889.81)
GAMING AND LEISURE PROP, INC CMN (36467J108)	02/19/2014	02/19/2014	0.30	10.95	0.00	0.00	10.95
GAMING AND LEISURE PROP, INC CMN (36467J108)	02/19/2014	06/06/2014	78.00	2,654.00	0.00	2,991.96	(337.96)
<b>Net Covered Short-Term Gains (Losses)</b>				<b>21,199.79</b>	<b>0.00</b>	<b>22,903.82</b>	<b>(1,704.03)</b>

## LONG-TERM GAINS (LOSSES)

Description (Product Identifier)	Date Acquired or Sold Short	Date Sold or Covered	Quantity	Sale Proceeds <sup>5</sup>	Total accretion (Amortization)	Cost Basis <sup>4</sup>	Total Gain (Loss)
<b>Covered Long-Term Gains (Losses)</b>							
DELPHI AUTOMOTIVE PLC CMN (G27823106)	02/28/2012	01/06/2014	25.00	1,482.93	0.00	790.20	692.73
DELPHI AUTOMOTIVE PLC CMN (G27823106)	02/27/2012	01/06/2014	50.00	2,965.85	0.00	1,565.50	1,400.35
DELPHI AUTOMOTIVE PLC CMN (G27823106)	02/28/2012	01/27/2014	25.00	1,502.51	0.00	790.20	712.31

<sup>4</sup> Basis may have been increased by accruals of market discount and/or original issue discount or decreased by premium amortization. This increase or decrease of basis assumes the investor has elected to include market discount in income currently and/or amortize premium currently. You should consult with your own tax advisor to determine your correct basis.

<sup>5</sup> Sale Proceeds may have been adjusted by an option premium due to an option assignment.



**Realized and unrealized gains and loss values do not include securities for which cost basis is unavailable. The recognition of any loss reflected herein may be disallowed or deferred by the application of capital loss limitations, wash sale rules or other special tax rules, and you are strongly urged to consult your own outside tax and other advisors about this and all tax-related matters addressed in any way herein. All information regarding the cost basis and acquisition dates of securities that you acquired elsewhere and that were subsequently delivered into your Goldman Sachs account(s) were provided by you and/or a third party and Goldman Sachs makes no representation as to the accuracy and completeness of such information and it should not be relied upon as such.**

**REALIZED GAINS AND LOSSES (Continued)**

Supplemental Information Consult your Form 1099 for tax reporting purposes

**LONG-TERM GAINS (LOSSES)**

Description (Product Identifier)	Date Acquired or Sold Short	Date Sold or Covered	Quantity	Sale Proceeds <sup>5</sup>	Total accretion (Amortization)	Cost Basis <sup>4</sup>	Total Gain (Loss)
<b>Covered Long-Term Gains (Losses)</b>							
AMERICAN INTL GROUP, INC CMN (026874784)	09/12/2012	01/28/2014	25 00	1,212 50	0 00	849 27	363 23
APPLIED MATERIALS INC CMN (038222105)	10/31/2011	01/28/2014	100 00	1,674 97	0 00	1,254 13	420 84
APPLIED MATERIALS INC CMN (038222105)	01/06/2012	01/28/2014	300 00	5,024 91	0 00	3,240 00	1,784 91
DELPHI AUTOMOTIVE PLC CMN (G27823106)	07/02/2012	01/28/2014	25 00	1,499 37	0 00	631 25	868 12
DELPHI AUTOMOTIVE PLC CMN (G27823106)	02/28/2012	01/28/2014	50 00	2,998 73	0 00	1,580 39	1,418 34
DELPHI AUTOMOTIVE PLC CMN (G27823106)	05/16/2012	01/28/2014	100 00	5,997 46	0 00	2,814 40	3,183 06
GAMING AND LEISURE PROP, INC CMN (36467J108)	10/28/2011	01/28/2014	25 00	871 23	0 00	715 52	155 71
INTEL CORPORATION CMN (458140100)	10/28/2011	01/28/2014	50 00	1,244 66	0 00	1,242 94	1 72
WELLS FARGO & CO (NEW) CMN (949746101)	10/28/2011	01/28/2014	75 00	3,448 43	0 00	2,031 75	1,416 68
ILLINOIS TOOL WORKS CMN (452308109)	10/31/2011	01/29/2014	25 00	1,988 91	0 00	1,214 10	774 81
ILLINOIS TOOL WORKS CMN (452308109)	01/06/2012	01/29/2014	75 00	5,966 74	0 00	3,580 88	2,385 86
ILLINOIS TOOL WORKS CMN (452308109)	01/06/2012	01/30/2014	25 00	1,979 22	0 00	1,193 63	785 59
ILLINOIS TOOL WORKS CMN (452308109)	07/02/2012	01/30/2014	100 00	7,916 86	0 00	5,239 25	2,677 61
DELPHI AUTOMOTIVE PLC CMN (G27823106)	07/02/2012	02/20/2014	175 00	11,476 02	0 00	4,418 75	7,057 27
DRESSER-RAND GROUP INC CMN (261608103)	01/06/2012	03/31/2014	25 00	1,452 10	0 00	1,246 75	205 35
DRESSER-RAND GROUP INC CMN (261608103)	10/28/2011	03/31/2014	50 00	2,904 20	0 00	2,463 50	440 70
DRESSER-RAND GROUP INC CMN (261608103)	01/06/2012	04/01/2014	75 00	4,413 15	0 00	3,740 25	672 90
DRESSER-RAND GROUP INC CMN (261608103)	07/02/2012	04/02/2014	100 00	5,894 32	0 00	4,484 00	1,410 32
NOW INC CMN (67011P100)	10/28/2011	06/02/2014	0 50	17 67	0 00	0 00	17 67
NOW INC CMN (67011P100)	10/28/2011	06/03/2014	12 00	418 04	0 00	378 15	39 89
NOW INC CMN (67011P100)	02/06/2013	06/03/2014	25 00	870 91	0 00	677 21	193 70
NOW INC CMN (67011P100)	07/02/2012	06/03/2014	25 00	870 92	0 00	646 60	224 32
NOW INC CMN (67011P100)	12/07/2012	06/03/2014	25 00	870 92	0 00	688 88	182 04
TIFFANY & CO CMN (886547108)	06/21/2012	06/03/2014	25 00	2,486 88	0 00	1,315 96	1,170 92
TIFFANY & CO CMN (886547108)	06/21/2012	06/04/2014	50 00	4,978 74	0 00	2,631 93	2,346 81

<sup>4</sup> Basis may have been increased by accruals of market discount and/or original issue discount or decreased by premium amortization. This increase or decrease of basis assumes the investor has elected to include market discount in income currently and/or amortize premium currently. You should consult with your own tax advisor to determine your correct basis.

<sup>5</sup> Sale Proceeds may have been adjusted by an option premium due to an option assignment.



**Realized and unrealized gains and loss values do not include securities for which cost basis is unavailable. The recognition of any loss reflected herein may be disallowed or deferred by the application of capital loss limitations, wash sale rules or other special tax rules, and you are strongly urged to consult your own outside tax and other advisors about this and all tax-related matters addressed in any way herein. All information regarding the cost basis and acquisition dates of securities that you acquired elsewhere and that were subsequently delivered into your Goldman Sachs account(s) were provided by you and/or a third party and Goldman Sachs makes no representation as to the accuracy and completeness of such information and it should not be relied upon as such.**

**REALIZED GAINS AND LOSSES (Continued)**

Supplemental Information Consult your Form 1099 for tax reporting purposes

**LONG-TERM GAINS (LOSSES)**

Description (Product Identifier)	Date Acquired or Sold Short	Date Sold or Covered	Quantity	Sale Proceeds <sup>5</sup>	Total accretion (Amortization)	Cost Basis <sup>4</sup>	Total Gain (Loss)
<b>Covered Long-Term Gains (Losses)</b>							
GAMING AND LEISURE PROP, INC CMN (36467J108)	07/02/2012	06/05/2014	50 00	1,700 50	0 00	1,719 52	(19 02)
GAMING AND LEISURE PROP, INC CMN (36467J108)	10/28/2011	06/05/2014	75 00	2,550 75	0 00	2,146 25	404 50
GAMING AND LEISURE PROP, INC CMN (36467J108)	01/06/2012	06/05/2014	100 00	3,401 00	0 00	2,966 93	434 07
APPLIED MATERIALS INC CMN (038222105)	01/18/2012	06/06/2014	125 00	2,725 64	0 00	1,488 75	1,236 89
APPLIED MATERIALS INC CMN (038222105)	01/06/2012	06/06/2014	300 00	6,541 53	0 00	3,240 00	3,301 53
GAMING AND LEISURE PROP, INC CMN (36467J108)	07/02/2012	06/06/2014	50 00	1,701 28	0 00	1,719 52	(18 24)
GAMING AND LEISURE PROP, INC CMN (36467J108)	08/08/2012	06/06/2014	100 00	3,402 56	0 00	2,910 66	491 90
FAMILY DOLLAR STORES INC CMN (307000109)	03/11/2013	08/18/2014	25 00	1,996 62	0 00	1,460 03	536 59
FAMILY DOLLAR STORES INC CMN (307000109)	03/11/2013	09/02/2014	25 00	2,007 50	0 00	1,460 03	547 47
ORACLE CORPORATION CMN (68389X105)	07/16/2013	10/30/2014	100 00	3,850 48	0 00	3,206 98	643 50
ORACLE CORPORATION CMN (68389X105)	08/07/2013	11/04/2014	50 00	1,952 98	0 00	1,639 24	313 74
ORACLE CORPORATION CMN (68389X105)	07/16/2013	11/04/2014	550 00	21,482 74	0 00	17,638 39	3,844 35
<b>Net Covered Long-Term Gains (Losses)</b>				<b>137,742.73</b>	<b>0.00</b>	<b>93,021.69</b>	<b>44,721.04</b>

<sup>4</sup> Basis may have been increased by accruals of market discount and/or original issue discount or decreased by premium amortization. This increase or decrease of basis assumes the investor has elected to include market discount in income currently and/or amortize premium currently. You should consult with your own tax advisor to determine your correct basis.

<sup>5</sup> Sale Proceeds may have been adjusted by an option premium due to an option assignment.



**Realized and unrealized gains and loss values do not include securities for which cost basis is unavailable. The recognition of any loss reflected herein may be disallowed or deferred by the application of capital loss limitations, wash sale rules or other special tax rules, and you are strongly urged to consult your own outside tax and other advisors about this and all tax-related matters addressed in any way herein. All information regarding the cost basis and acquisition dates of securities that you acquired elsewhere and that were subsequently delivered into your Goldman Sachs account(s) were provided by you and/or a third party and Goldman Sachs makes no representation as to the accuracy and completeness of such information and it should not be relied upon as such.**

# REALIZED GAINS AND LOSSES

Supplemental Information Consult your Form 1099 for tax reporting purposes

## REALIZED GAIN AND LOSS SUMMARY

SHORT-TERM GAINS (LOSSES)		LONG-TERM GAINS (LOSSES)		ORDINARY GAINS (LOSSES)	
Net Covered Short Term Gains (Losses)	591 18	Net Covered Long Term Gains (Losses)	7,761 82	Net Ordinary Gains (Losses)	0 07
Net NonCovered Short Term Gains (Losses)	0 00	Net NonCovered Long Term Gains (Losses)	156 82		
Net 1099B Non Reportable Short Term Gains (Losses)	0 00	Net 1099B Non Reportable Long Term Gains (Losses)	0 00		
Net Miscellaneous Short Term Gains (Losses)	0 00	Net Miscellaneous Long Term Gains (Losses)	0 00	Net Miscellaneous Ordinary Gains (Losses)	0 00
Net Regulated Futures Contract Short Term Gains (Losses)	0 00	Net Regulated Futures Contract Long Term Gains (Losses)	0 00		
<b>Total Short-Term Gains (Losses)</b>	<b>591 18</b>	<b>Total Long-Term Gains (Losses)</b>	<b>7,918.64</b>	<b>Total Ordinary Gains (Losses)</b>	<b>0 07</b>

## SHORT-TERM GAINS (LOSSES)

Description (Product Identifier)	Date Acquired or Sold Short	Date Sold or Covered	Quantity	Sale Proceeds <sup>5</sup>	Total accretion (Amortization)	Cost Basis <sup>4</sup>	Total Gain (Loss)
<b>Covered Short-Term Gains (Losses)</b>							
TOYOTA MOTOR CORPORATION SPON ADR (892331307)	01/28/2013	01/15/2014	3 00	357 53	0 00	284 94	72 59
TOYOTA MOTOR CORPORATION SPON ADR (892331307)	01/28/2013	01/21/2014	10 00	1,200 71	0 00	949 80	250 91
IBERDROLA, SOCIEDAD ANONIMA SPONSORED ADR CMN (450737101)	02/11/2014	02/11/2014	0 94	24 27	0 00	0 00	24 27
BANCO SANTANDER, S A SPON ADR (05964H105)	02/12/2014	02/12/2014	0 30	2 73	0 00	0 00	2 73
VERIZON COMMUNICATIONS INC CMN (92343V104)	02/24/2014	02/24/2014	0 23	11 05	0 00	0 00	11 05
ROYAL DUTCH SHELL PLC SPONSORED ADR CMN SERIES A (780259206)	03/27/2014	03/27/2014	0 11	8 43	0 00	0 00	8 43
CARREFOUR SPONSORED ADR CMN (144430204)	06/14/2013	04/07/2014	21 00	167 91	0 00	163 76	4 15
ROYAL DUTCH SHELL PLC SPONSORED ADR CMN SERIES A (780259206)	06/26/2014	06/26/2014	0 06	4 94	0 00	0 00	4 94
UNITED OVERSEAS BK LTD SPONSORED ADR CMN (911271302)	06/26/2014	06/26/2014	0 20	7 55	0 00	0 00	7 55
VERIZON COMMUNICATIONS INC CMN (92343V104)	02/24/2014	07/25/2014	3 00	153 73	0 00	144 35	9 38
VERIZON COMMUNICATIONS INC CMN (92343V104)	02/24/2014	07/25/2014	11 00	563 66	0 00	529 27	34 39
VERIZON COMMUNICATIONS INC CMN (92343V104)	02/24/2014	07/25/2014	11 00	563 66	0 00	529 27	34 39
VERIZON COMMUNICATIONS INC CMN (92343V104)	02/24/2014	07/25/2014	13 00	666 14	0 00	625 50	40 64
VERIZON COMMUNICATIONS INC CMN (92343V104)	02/24/2014	07/25/2014	17 00	871 11	0 00	817 96	53 15
IBERDROLA, SOCIEDAD ANONIMA SPONSORED ADR CMN (450737101)	07/30/2014	07/30/2014	0 19	5 44	0 00	0 00	5 44
BANCO SANTANDER, S A SPON ADR (05964H105)	08/11/2014	08/11/2014	0 53	5 16	0 00	0 00	5 16

<sup>4</sup> Basis may have been increased by accruals of market discount and/or original issue discount or decreased by premium amortization. This increase or decrease of basis assumes the investor has elected to include market discount in income currently and/or amortize premium currently. You should consult with your own tax advisor to determine your correct basis.

<sup>5</sup> Sale Proceeds may have been adjusted by an option premium due to an option assignment.



**Realized and unrealized gains and loss values do not include securities for which cost basis is unavailable. The recognition of any loss reflected herein may be disallowed or deferred by the application of capital loss limitations, wash sale rules or other special tax rules, and you are strongly urged to consult your own outside tax and other advisors about this and all tax-related matters addressed in any way herein. All information regarding the cost basis and acquisition dates of securities that you acquired elsewhere and that were subsequently delivered into your Goldman Sachs account(s) were provided by you and/or a third party and Goldman Sachs makes no representation as to the accuracy and completeness of such information and it should not be relied upon as such.**

## REALIZED GAINS AND LOSSES (Continued)

Supplemental Information Consult your Form 1099 for tax reporting purposes

### SHORT-TERM GAINS (LOSSES)


Description (Product Identifier)	Date Acquired or Sold Short	Date Sold or Covered	Quantity	Sale Proceeds <sup>5</sup>	Total accretion (Amortization)	Cost Basis <sup>4</sup>	Total Gain (Loss)
<b>Covered Short-Term Gains (Losses)</b>							
BP P L C SPONSORED ADR CMN (055622104)	09/19/2014	09/19/2014	0 09	3 85	0 00	0 00	3 85
BANCO SANTANDER, S A SPON ADR (05964H105)	11/13/2014	11/13/2014	0 87	7 54	0 00	0 00	7 54
TELEFONICA S A ADR SPONSORED ADR CMN (879382208)	12/17/2014	12/17/2014	0 72	10 62	0 00	0 00	10 62
<b>Net Covered Short-Term Gains (Losses)</b>				<b>4,636.03</b>	<b>0.00</b>	<b>4,044.85</b>	<b>591.18</b>

### LONG-TERM GAINS (LOSSES)

Description (Product Identifier)	Date Acquired or Sold Short	Date Sold or Covered	Quantity	Sale Proceeds <sup>5</sup>	Total accretion (Amortization)	Cost Basis <sup>4</sup>	Total Gain (Loss)
<b>Covered Long-Term Gains (Losses)</b>							
UNILEVER PLC (NEW) SPONSORED ADR CMN (904767704)	07/08/2011	01/03/2014	23 00	925 29	0 00	759 69	165 60
TOYOTA MOTOR CORPORATION SPON ADR (892331307)	01/18/2012	01/15/2014	7 00	834 23	0 00	471 66	362 57
CARREFOUR SPONSORED ADR CMN (144430204)	01/18/2012	02/11/2014	168 00	1,222 98	0 00	752 64	470 34
DEUTSCHE TELEKOM AG SPONSORED ADR CMN (251566105)	06/08/2011	02/13/2014	26 00	427 05	0 00	380 38	46 67
DEUTSCHE TELEKOM AG SPONSORED ADR CMN (251566105)	07/08/2011	02/13/2014	69 00	1,133 33	0 00	1,039 14	94 19
REED ELSEVIER N V SPONSORED ADR CMN (758204200)	06/08/2011	02/13/2014	10 00	429 68	0 00	263 30	166 38
REED ELSEVIER N V SPONSORED ADR CMN (758204200)	07/08/2011	02/13/2014	23 00	988 27	0 00	611 57	376 70
VODAFONE GROUP PLC ADR CMN (92857W308)	06/08/2011	02/27/2014	0 55	20 50	0 00	0 00	20 50
TEVA PHARMACEUTICAL IND LTD ADS (881624209)	08/09/2011	03/11/2014	1 00	49 60	0 00	38 62	10 98
TEVA PHARMACEUTICAL IND LTD ADS (881624209)	07/08/2011	03/11/2014	9 00	446 38	0 00	445 41	0 97
TEVA PHARMACEUTICAL IND LTD ADS (881624209)	07/20/2011	03/11/2014	23 00	1,140 76	0 00	1,092 34	48 42
DAIMLER AG SPONSORED ADR CMN (233825108)	02/22/2013	03/26/2014	15 00	1,384 62	0 00	879 58	505 04
VINCI ADR CMN (927320101)	07/08/2011	03/26/2014	27 00	500 12	0 00	407 43	92 69
VINCI ADR CMN (927320101)	07/20/2011	03/26/2014	48 00	889 10	0 00	688 32	200 78
CARREFOUR SPONSORED ADR CMN (144430204)	01/18/2012	03/28/2014	48 00	366 14	0 00	215 04	151 10
CARREFOUR SPONSORED ADR CMN (144430204)	01/30/2012	03/28/2014	136 00	1,037 41	0 00	629 90	407 51

<sup>4</sup> Basis may have been increased by accruals of market discount and/or original issue discount or decreased by premium amortization. This increase or decrease of basis assumes the investor has elected to include market discount in income currently and/or amortize premium currently. You should consult with your own tax advisor to determine your correct basis.

<sup>5</sup> Sale Proceeds may have been adjusted by an option premium due to an option assignment.



**Realized and unrealized gains and loss values do not include securities for which cost basis is unavailable. The recognition of any loss reflected herein may be disallowed or deferred by the application of capital loss limitations, wash sale rules or other special tax rules, and you are strongly urged to consult your own outside tax and other advisors about this and all tax-related matters addressed in any way herein. All information regarding the cost basis and acquisition dates of securities that you acquired elsewhere and that were subsequently delivered into your Goldman Sachs account(s) were provided by you and/or a third party and Goldman Sachs makes no representation as to the accuracy and completeness of such information and it should not be relied upon as such.**

**REALIZED GAINS AND LOSSES (Continued)**


Supplemental Information Consult your Form 1099 for tax reporting purposes

**LONG-TERM GAINS (LOSSES)**

Description (Product Identifier)	Date Acquired or Sold Short	Date Sold or Covered	Quantity	Sale Proceeds <sup>5</sup>	Total accretion (Amortization)	Cost Basis <sup>4</sup>	Total Gain (Loss)
<b>Covered Long-Term Gains (Losses)</b>							
KONINKLIJKE AHOLD N V SPONSORED ADR CMN (500467105)	07/08/2011	04/03/2014	0 00	19 20	0 00	0 00	19 20
CARREFOUR SPONSORED ADR CMN (144430204)	07/31/2012	04/07/2014	28 00	223 88	0 00	130 66	93 22
CARREFOUR SPONSORED ADR CMN (144430204)	01/30/2012	04/07/2014	90 00	719 62	0 00	416 84	302 78
CARREFOUR SPONSORED ADR CMN (144430204)	01/28/2013	04/07/2014	208 00	1,663 13	0 00	1,196 31	466 82
VINCI ADR CMN (927320101)	07/20/2011	05/27/2014	30 00	556 12	0 00	430 20	125 92
VINCI ADR CMN (927320101)	01/18/2012	05/27/2014	52 00	963 93	0 00	602 68	361 25
KAO CORP SPONSORED ADR CMN (485537302)	07/08/2011	07/30/2014	36 00	1,511 12	0 00	951 48	559 64
NOVARTIS AG-ADR SPONSORED ADR CMN (66987V109)	07/08/2011	08/29/2014	14 00	1,256 85	0 00	869 68	387 17
KAO CORP SPONSORED ADR CMN (485537302)	07/08/2011	09/03/2014	2 00	83 54	0 00	52 86	30 68
KAO CORP SPONSORED ADR CMN (485537302)	07/20/2011	09/03/2014	27 00	1,127 75	0 00	736 83	390 92
REED ELSEVIER N V SPONSORED ADR CMN (758204200)	07/08/2011	10/27/2014	13 00	582 14	0 00	345 67	236 47
REED ELSEVIER N V SPONSORED ADR CMN (758204200)	07/20/2011	10/27/2014	17 00	761 25	0 00	441 66	319 59
REED ELSEVIER N V SPONSORED ADR CMN (758204200)	07/20/2011	11/05/2014	29 00	1,339 69	0 00	753 42	586 27
TEVA PHARMACEUTICAL IND LTD ADS (881624209)	08/09/2011	11/05/2014	20 00	1,158 66	0 00	772 39	386 27
ORANGE ADR (684060106)	07/20/2011	11/10/2014	22 00	339 31	0 00	437 03	(97 72)
ORANGE ADR (684060106)	07/08/2011	11/10/2014	56 00	863 71	0 00	1,146 22	(282 51)
GDF SUEZ SPONSORED ADR CMN (36160B105)	07/08/2011	11/24/2014	1 00	23 54	0 00	34 70	(11 16)
GDF SUEZ SPONSORED ADR CMN (36160B105)	01/18/2012	11/24/2014	14 00	329 63	0 00	379 26	(49 63)
GDF SUEZ SPONSORED ADR CMN (36160B105)	03/15/2012	11/24/2014	15 00	353 17	0 00	393 94	(40 77)
GDF SUEZ SPONSORED ADR CMN (36160B105)	07/20/2011	11/24/2014	20 00	470 90	0 00	654 40	(183 50)
GDF SUEZ SPONSORED ADR CMN (36160B105)	01/28/2013	11/26/2014	22 00	533 94	0 00	455 87	78 07
GDF SUEZ SPONSORED ADR CMN (36160B105)	03/15/2012	11/26/2014	34 00	825 18	0 00	892 94	(67 76)
NOVARTIS AG-ADR SPONSORED ADR CMN (66987V109)	07/20/2011	12/17/2014	3 00	275 91	0 00	185 63	90 28
NOVARTIS AG-ADR SPONSORED ADR CMN (66987V109)	07/08/2011	12/17/2014	11 00	1,011 66	0 00	683 32	328 34
REED ELSEVIER N V SPONSORED ADR CMN (758204200)	07/20/2011	12/18/2014	9 00	422 01	0 00	233 82	188 19

<sup>4</sup> Basis may have been increased by accruals of market discount and/or original issue discount or decreased by premium amortization. This increase or decrease of basis assumes the investor has elected to include market discount in income currently and/or amortize premium currently. You should consult with your own tax advisor to determine your correct basis.

<sup>5</sup> Sale Proceeds may have been adjusted by an option premium due to an option assignment.



**Realized and unrealized gains and loss values do not include securities for which cost basis is unavailable. The recognition of any loss reflected herein may be disallowed or deferred by the application of capital loss limitations, wash sale rules or other special tax rules, and you are strongly urged to consult your own outside tax and other advisors about this and all tax-related matters addressed in any way herein. All information regarding the cost basis and acquisition dates of securities that you acquired elsewhere and that were subsequently delivered into your Goldman Sachs account(s) were provided by you and/or a third party and Goldman Sachs makes no representation as to the accuracy and completeness of such information and it should not be relied upon as such.**

Tax Year Account No Legal Name  
**2014 042-81459-0 THE NOLA FOUNDATION**

## REALIZED GAINS AND LOSSES (Continued)

Supplemental Information Consult your Form 1099 for tax reporting purposes

### LONG-TERM GAINS (LOSSES)

Description (Product Identifier)	Date Acquired or Sold Short	Date Sold or Covered	Quantity	Sale Proceeds <sup>5</sup>	Total accretion (Amortization)	Cost Basis <sup>4</sup>	Total Gain (Loss)
<b>Covered Long-Term Gains (Losses)</b>							
REED ELSEVIER N V SPONSORED ADR CMN (758204200)	01/18/2012	12/18/2014	18.00	844.01	0.00	420.66	423.35
<b>Net Covered Long-Term Gains (Losses)</b>				<b>30,055.31</b>	<b>0.00</b>	<b>22,293.49</b>	<b>7,761.82</b>
<b>NonCovered Long-Term Gains (Losses)</b>							
BANCO SANTANDER, S A SPON ADR (05964H105)		05/12/2014	0.00	156.82	0.00	No Cost	156.82 <sup>6</sup>
<b>Net NonCovered Long-Term Gains (Losses)</b>				<b>156.82</b>	<b>0.00</b>	<b>0.00</b>	<b>156.82</b>

### ORDINARY GAINS (LOSSES)

Description (Product Identifier)	Date Acquired or Sold Short	Date Sold or Covered	Quantity	Sale Proceeds	Cost Basis <sup>4</sup>	Total Gain (Loss)
<b>Ordinary Gains (Losses)</b>						
EURO (995502960)	04/03/2014	04/08/2014	9.10	12.55	12.48	0.07
<b>Net Ordinary Gains (Losses)</b>				<b>12.55</b>	<b>12.48</b>	<b>0.07</b>

<sup>4</sup> Basis may have been increased by accruals of market discount and/or original issue discount or decreased by premium amortization. This increase or decrease of basis assumes the investor has elected to include market discount in income currently and/or amortize premium currently. You should consult with your own tax advisor to determine your correct basis.

<sup>5</sup> Sale Proceeds may have been adjusted by an option premium due to an option assignment.

<sup>6</sup> Due to incomplete cost basis, gains may be incorrectly stated and should not be used for tax reporting purposes. Please consult with your tax advisor.



Realized and unrealized gains and loss values do not include securities for which cost basis is unavailable. The recognition of any loss reflected herein may be disallowed or deferred by the application of capital loss limitations, wash sale rules or other special tax rules, and you are strongly urged to consult your own outside tax and other advisors about this and all tax-related matters addressed in any way herein. All information regarding the cost basis and acquisition dates of securities that you acquired elsewhere and that were subsequently delivered into your Goldman Sachs account(s) were provided by you and/or a third party and Goldman Sachs makes no representation as to the accuracy and completeness of such information and it should not be relied upon as such.