



See a Social Security Number? Say Something!
Report Privacy Problems to <https://public.resource.org/privacy>
Or call the IRS Identity Theft Hotline at 1-800-908-4490



EXTENSION ATTACHED

Form **990-PF**

Return of Private Foundation

OMB No 1545-0052

2014

Department of the Treasury
Internal Revenue Service

or Section 4947(a)(1) Trust Treated as Private Foundation
Do not enter social security numbers on this form as it may be made public.

Information about Form 990-PF and its separate instructions is at www.irs.gov/form990pf.

Open to Public Inspection

For calendar year 2014 or tax year beginning , 2014, and ending , 20

Name of foundation
NURTURE NATURE FOUNDATION

Number and street (or P O box number if mail is not delivered to street address) Room/suite
112 WEST 34TH STREET, 18TH FLOOR, #18055

City or town, state or province, country, and ZIP or foreign postal code
NEW YORK, NY 10120

A Employer identification number
13-3637915

B Telephone number (see instructions)
(212) 421-0772

C If exemption application is pending, check here

D 1 Foreign organizations, check here
2 Foreign organizations meeting the 85% test, check here and attach computation

E If private foundation status was terminated under section 507(b)(1)(A), check here

F If the foundation is in a 60-month termination under section 507(b)(1)(B), check here

G Check all that apply

<input type="checkbox"/> Initial return	<input type="checkbox"/> Initial return of a former public charity
<input type="checkbox"/> Final return	<input type="checkbox"/> Amended return
<input type="checkbox"/> Address change	<input type="checkbox"/> Name change


H Check type of organization Section 501(c)(3) exempt private foundation
 Section 4947(a)(1) nonexempt charitable trust Other taxable private foundation

I Fair market value of all assets at end of year (from Part II, col (c), line 16) ▶ \$ 27,545,216.

J Accounting method: Cash Accrual
 Other (specify) _____
(Part I, column (d) must be on cash basis)

Part I Analysis of Revenue and Expenses (The total of amounts in columns (b), (c), and (d) may not necessarily equal the amounts in column (a) (see instructions))		(a) Revenue and expenses per books	(b) Net investment income	(c) Adjusted net income	(d) Disbursements for charitable purposes (cash basis only)
Revenue	1 Contributions, gifts, grants, etc., received (attach schedule)				
	2 Check <input type="checkbox"/> if the foundation is not required to attach Sch B				
	3 Interest on savings and temporary cash investments	60,843.	60,843.	60,843.	ATCH 1
	4 Dividends and interest from securities	392,959.	392,078.	392,078.	ATCH 2
	5a Gross rents	13,889.	13,889.	13,889.	
	b Net rental income or (loss) 13,024.				
	6a Net gain or (loss) from sale of assets not on line 10	241,357.			
	b Gross sales price for all assets on line 6a 15,159,865.				
	7 Capital gain net income (from Part IV, line 2)		244,017.		
	8 Net short-term capital gain			71,410.	
	9 Income modifications				
	10a Gross sales less returns and allowances				
b Less cost of goods sold					
c Gross profit or (loss) (attach schedule)					
11 Other income (attach schedule) ATCH 3	1,385,615.		1,385,615.		
12 Total. Add lines 7 through 11	2,094,663.	710,827.	1,923,835.		
Operating and Administrative Expenses	13 Compensation of officers, directors, trustees, etc	0			
	14 Other employee salaries and wages	534,421.		351,297.	177,458.
	15 Pension plans, employee benefits	104,380.		51,575.	55,483.
	16a Legal fees (attach schedule) ATCH 4	17,691.			16,711.
	b Accounting fees (attach schedule) ATCH 5	155,975.	10,000.	10,000.	138,490.
	c Other professional fees (attach schedule) [6]	175,261.	80,955.	94,716.	75,619.
	17 Interest. ATCH 7	6,546.		5,625.	921.
	18 Taxes (attach schedule) (see instructions) [8]	77,495.		50,355.	226,730.
	19 Depreciation (attach schedule) and depletion	241,716.		120,449.	ATCH 12
	20 Occupancy			1,236.	6,092.
	21 Travel, conferences, and meetings	7,319.			
	22 Printing and publications				
	23 Other expenses (attach schedule) ATCH 9	1,136,127.	6,965.	798,283.	323,900.
	24 Total operating and administrative expenses Add lines 13 through 23	2,456,931.	97,920.	1,483,536.	1,021,404.
	25 Contributions, gifts, grants paid	212,530.			99,500.
26 Total expenses and disbursements Add lines 24 and 25	2,669,461.	97,920.	1,483,536.	1,120,904.	
27 Subtract line 26 from line 12					
a Excess of revenue over expenses and disbursements	-574,798.				
b Net investment income (if negative, enter -0-)		612,907.			
c Adjusted net income (if negative, enter -0-)			440,299.		

SCANNED AUG 19 2015



914 13

Part II Balance Sheets		Attached schedules and amounts in the description column should be for end-of-year amounts only (See instructions)		Beginning of year	End of year	
		(a) Book Value	(b) Book Value	(c) Fair Market Value		
Assets	1	Cash - non-interest-bearing		196,548.	222,590.	222,590.
	2	Savings and temporary cash investments		358,001.	1,439,861.	1,439,861.
	3	Accounts receivable	137,195.			
		Less allowance for doubtful accounts		251,485.	137,195.	137,195.
	4	Pledges receivable				
		Less allowance for doubtful accounts				
	5	Grants receivable				
	6	Receivables due from officers, directors, trustees, and other disqualified persons (attach schedule) (see instructions)				
	7	Other notes and loans receivable (attach schedule)	*		* 1,182,148.	ATCH 10
		Less allowance for doubtful accounts	249,000.	994,990.	933,148.	933,148.
	8	Inventories for sale or use				
	9	Prepaid expenses and deferred charges		79,011.	91,259.	91,259.
	10a	Investments - U.S. and state government obligations (attach schedule)				
	b	Investments - corporate stock (attach schedule)	ATCH 11	18,866,991.	17,192,027.	17,192,027.
	c	Investments - corporate bonds (attach schedule)				
	11	Investments - land, buildings, and equipment basis				
	Less accumulated depreciation (attach schedule)					
12	Investments - mortgage loans					
13	Investments - other (attach schedule)					
14	Land, buildings, and equipment basis	7,627,789.			ATCH 12	
	Less accumulated depreciation (attach schedule)	1,129,779.	6,507,850.	6,498,010.	6,498,010.	
15	Other assets (describe)	ATCH 13	1,073,216.	1,031,126.	1,031,126.	
16	Total assets (to be completed by all filers - see the instructions. Also, see page 1, item I)		28,328,092.	27,545,216.	27,545,216.	
Liabilities	17	Accounts payable and accrued expenses		176,189.	195,023.	
	18	Grants payable				
	19	Deferred revenue		518.	250.	
	20	Loans from officers, directors, trustees, and other disqualified persons				
	21	Mortgages and other notes payable (attach schedule)		1,567,466.	1,556,721.	ATCH 14
	22	Other liabilities (describe)	ATCH 15	203,755.	3,755.	
	23	Total liabilities (add lines 17 through 22)		1,947,928.	1,755,749.	
Net Assets or Fund Balances	Foundations that follow SFAS 117, check here <input type="checkbox"/>					
	and complete lines 24 through 26 and lines 30 and 31.					
	24	Unrestricted				
	25	Temporarily restricted				
	26	Permanently restricted				
	Foundations that do not follow SFAS 117, check here <input checked="" type="checkbox"/>					
	check here and complete lines 27 through 31.					
27	Capital stock, trust principal, or current funds		26,380,164.	25,789,467.		
28	Paid-in or capital surplus, or land, bldg, and equipment fund					
29	Retained earnings, accumulated income, endowment, or other funds					
30	Total net assets or fund balances (see instructions)		26,380,164.	25,789,467.		
31	Total liabilities and net assets/fund balances (see instructions)		28,328,092.	27,545,216.		

Part III Analysis of Changes in Net Assets or Fund Balances		
1	Total net assets or fund balances at beginning of year - Part II, column (a), line 30 (must agree with end-of-year figure reported on prior year's return)	1 26,380,164.
2	Enter amount from Part I, line 27a	2 -574,798.
3	Other increases not included in line 2 (itemize) ATCH 16	3 23,501.
4	Add lines 1, 2, and 3	4 25,828,867.
5	Decreases not included in line 2 (itemize) ATCH 17	5 39,400.
6	Total net assets or fund balances at end of year (line 4 minus line 5) - Part II, column (b), line 30	6 25,789,467.

Part IV Capital Gains and Losses for Tax on Investment Income

(a) List and describe the kind(s) of property sold (e.g., real estate, 2-story brick warehouse, or common stock, 200 shs MLC Co)				(b) How acquired P - Purchase D - Donation	(c) Date acquired (mo, day, yr)	(d) Date sold (mo, day, yr)
1a	SEE PART IV SCHEDULE					
b						
c						
d						
e						
(e) Gross sales price	(f) Depreciation allowed (or allowable)	(g) Cost or other basis plus expense of sale	(h) Gain or (loss) (e) plus (f) minus (g)			
a						
b						
c						
d						
e						
Complete only for assets showing gain in column (h) and owned by the foundation on 12/31/69						(l) Gains (Col (h) gain minus col (k), but not less than -0-) or Losses (from col (h))
(i) F M V as of 12/31/69	(j) Adjusted basis as of 12/31/69	(k) Excess of col (i) over col (j), if any				
a						
b						
c						
d						
e						
2	Capital gain net income or (net capital loss)			{ If gain, also enter in Part I, line 7 If (loss), enter -0- in Part I, line 7 }	2	244,017.
3	Net short-term capital gain or (loss) as defined in sections 1222(5) and (6) If gain, also enter in Part I, line 8, column (c) (see instructions) If (loss), enter -0- in Part I, line 8				3	71,410.

Part V Qualification Under Section 4940(e) for Reduced Tax on Net Investment Income

(For optional use by domestic private foundations subject to the section 4940(a) tax on net investment income)

If section 4940(d)(2) applies, leave this part blank

Was the foundation liable for the section 4942 tax on the distributable amount of any year in the base period? Yes No
 If "Yes," the foundation does not qualify under section 4940(e) Do not complete this part

1 Enter the appropriate amount in each column for each year, see the instructions before making any entries

(a) Base period years Calendar year (or tax year beginning in)	(b) Adjusted qualifying distributions	(c) Net value of noncharitable-use assets	(d) Distribution ratio (col (b) divided by col (c))
2013	1,288,040.	22,102,792.	0.058275
2012	1,583,636.	22,213,904.	0.071290
2011	1,925,115.	21,833,856.	0.088171
2010	2,745,021.	23,327,713.	0.117672
2009	3,616,096.	25,274,435.	0.143073
2	Total of line 1, column (d)		0.478481
3	Average distribution ratio for the 5-year base period - divide the total on line 2 by 5, or by the number of years the foundation has been in existence if less than 5 years		0.095696
4	Enter the net value of noncharitable-use assets for 2014 from Part X, line 5		20,693,990.
5	Multiply line 4 by line 3		1,980,332.
6	Enter 1% of net investment income (1% of Part I, line 27b)		6,129.
7	Add lines 5 and 6		1,986,461.
8	Enter qualifying distributions from Part XII, line 4 If line 8 is equal to or greater than line 7, check the box in Part VI, line 1b, and complete that part using a 1% tax rate See the Part VI instructions		1,351,686.

Part VI Excise Tax Based on Investment Income (Section 4940(a), 4940(b), 4940(e), or 4948 - see instructions)

Table with 11 rows for excise tax calculations. Includes sub-rows 6a-6d for credits and payments. Total tax due is 6,969, with 6,969 refunded.

Part VII-A Statements Regarding Activities

Table with 10 rows of activity statements. Includes questions about political influence, unrelated business income, and substantial contributors. Marked with 'X' for 'Yes' or 'No'.

Part VII-A Statements Regarding Activities (continued)

11	At any time during the year, did the foundation, directly or indirectly, own a controlled entity within the meaning of section 512(b)(13)? If "Yes," attach schedule (see instructions)	11		X
12	Did the foundation make a distribution to a donor advised fund over which the foundation or a disqualified person had advisory privileges? If "Yes," attach statement (see instructions)	12		X
13	Did the foundation comply with the public inspection requirements for its annual returns and exemption application? Website address ▶ <u>NURTURENATURE.ORG</u>	13	X	
14	The books are in care of ▶ <u>JANE STANLEY</u> Telephone no ▶ <u>212-421-0772</u> Located at ▶ <u>112 WEST 34TH ST, 18TH FL, #18055 NEW YORK, NY</u> ZIP+4 ▶ <u>10120</u>			
15	Section 4947(a)(1) nonexempt charitable trusts filing Form 990-PF in lieu of Form 1041 - Check here ▶ <input type="checkbox"/> and enter the amount of tax-exempt interest received or accrued during the year ▶ <u>15</u>			
16	At any time during calendar year 2014, did the foundation have an interest in or a signature or other authority over a bank, securities, or other financial account in a foreign country?	16	Yes	No
	See the instructions for exceptions and filing requirements for FinCEN Form 114, (formerly TD F 90-22.1) if "Yes," enter the name of the foreign country ▶			X

Part VII-B Statements Regarding Activities for Which Form 4720 May Be Required

File Form 4720 if any item is checked in the "Yes" column, unless an exception applies.

		Yes	No
1a	During the year did the foundation (either directly or indirectly)		
(1)	Engage in the sale or exchange, or leasing of property with a disqualified person? <input type="checkbox"/> Yes <input checked="" type="checkbox"/> No		
(2)	Borrow money from, lend money to, or otherwise extend credit to (or accept it from) a disqualified person? <input type="checkbox"/> Yes <input checked="" type="checkbox"/> No		
(3)	Furnish goods, services, or facilities to (or accept them from) a disqualified person? <input type="checkbox"/> Yes <input checked="" type="checkbox"/> No		
(4)	Pay compensation to, or pay or reimburse the expenses of, a disqualified person? <input type="checkbox"/> Yes <input checked="" type="checkbox"/> No		
(5)	Transfer any income or assets to a disqualified person (or make any of either available for the benefit or use of a disqualified person)? <input type="checkbox"/> Yes <input checked="" type="checkbox"/> No		
(6)	Agree to pay money or property to a government official? (Exception. Check "No" if the foundation agreed to make a grant to or to employ the official for a period after termination of government service, if terminating within 90 days) <input type="checkbox"/> Yes <input checked="" type="checkbox"/> No		
b	If any answer is "Yes" to 1a(1)-(6), did any of the acts fail to qualify under the exceptions described in Regulations section 53.4941(d)-3 or in a current notice regarding disaster assistance (see instructions)? <input type="checkbox"/> Organizations relying on a current notice regarding disaster assistance check here ▶ <input type="checkbox"/>	1b	
c	Did the foundation engage in a prior year in any of the acts described in 1a, other than excepted acts, that were not corrected before the first day of the tax year beginning in 2014?	1c	X
2	Taxes on failure to distribute income (section 4942) (does not apply for years the foundation was a private operating foundation defined in section 4942(j)(3) or 4942(j)(5))		
a	At the end of tax year 2014, did the foundation have any undistributed income (lines 6d and 6e, Part XIII) for tax year(s) beginning before 2014? <input type="checkbox"/> Yes <input checked="" type="checkbox"/> No If "Yes," list the years ▶		
b	Are there any years listed in 2a for which the foundation is not applying the provisions of section 4942(a)(2) (relating to incorrect valuation of assets) to the year's undistributed income? (If applying section 4942(a)(2) to all years listed, answer "No" and attach statement - see instructions)	2b	
c	If the provisions of section 4942(a)(2) are being applied to any of the years listed in 2a, list the years here ▶		
3a	Did the foundation hold more than a 2% direct or indirect interest in any business enterprise at any time during the year? <input type="checkbox"/> Yes <input checked="" type="checkbox"/> No		
b	If "Yes," did it have excess business holdings in 2014 as a result of (1) any purchase by the foundation or disqualified persons after May 26, 1969, (2) the lapse of the 5-year period (or longer period approved by the Commissioner under section 4943(c)(7)) to dispose of holdings acquired by gift or bequest, or (3) the lapse of the 10-, 15-, or 20-year first phase holding period? (Use Schedule C, Form 4720, to determine if the foundation had excess business holdings in 2014)	3b	
4a	Did the foundation invest during the year any amount in a manner that would jeopardize its charitable purposes?	4a	X
b	Did the foundation make any investment in a prior year (but after December 31, 1969) that could jeopardize its charitable purpose that had not been removed from jeopardy before the first day of the tax year beginning in 2014?	4b	X

Part VII-B Statements Regarding Activities for Which Form 4720 May Be Required (continued)

- 5a During the year did the foundation pay or incur any amount to
- (1) Carry on propaganda, or otherwise attempt to influence legislation (section 4945(e))? Yes No
 - (2) Influence the outcome of any specific public election (see section 4955), or to carry on, directly or indirectly, any voter registration drive? Yes No
 - (3) Provide a grant to an individual for travel, study, or other similar purposes? Yes No
 - (4) Provide a grant to an organization other than a charitable, etc., organization described in section 4945(d)(4)(A)? (see instructions). Yes No
 - (5) Provide for any purpose other than religious, charitable, scientific, literary, or educational purposes, or for the prevention of cruelty to children or animals? Yes No
- b If any answer is "Yes" to 5a(1)-(5), did any of the transactions fail to qualify under the exceptions described in Regulations section 53.4945 or in a current notice regarding disaster assistance (see instructions)? **5b**
 Organizations relying on a current notice regarding disaster assistance check here
- c If the answer is "Yes" to question 5a(4), does the foundation claim exemption from the tax because it maintained expenditure responsibility for the grant? Yes No
 If "Yes," attach the statement required by Regulations section 53.4945-5(d)
- 6a Did the foundation, during the year, receive any funds, directly or indirectly, to pay premiums on a personal benefit contract? Yes No
- b Did the foundation, during the year, pay premiums, directly or indirectly, on a personal benefit contract? Yes No **6b**
 If "Yes" to 6b, file Form 8870
- 7a At any time during the tax year, was the foundation a party to a prohibited tax shelter transaction? Yes No
- b If "Yes," did the foundation receive any proceeds or have any net income attributable to the transaction? Yes No **7b**

Part VIII Information About Officers, Directors, Trustees, Foundation Managers, Highly Paid Employees, and Contractors

1 List all officers, directors, trustees, foundation managers and their compensation (see instructions).

(a) Name and address	(b) Title, and average hours per week devoted to position	(c) Compensation (If not paid, enter -0-)	(d) Contributions to employee benefit plans and deferred compensation	(e) Expense account, other allowances
ATCH 18		0	0	0

2 Compensation of five highest-paid employees (other than those included on line 1 - see instructions). If none, enter "NONE."

(a) Name and address of each employee paid more than \$50,000	(b) Title, and average hours per week devoted to position	(c) Compensation	(d) Contributions to employee benefit plans and deferred compensation	(e) Expense account, other allowances
ATCH 19		105,867.	17,468.	0

Total number of other employees paid over \$50,000.

Part VIII Information About Officers, Directors, Trustees, Foundation Managers, Highly Paid Employees, and Contractors (continued)

3 Five highest-paid independent contractors for professional services (see instructions). If none, enter "NONE."

(a) Name and address of each person paid more than \$50,000	(b) Type of service	(c) Compensation
ATCH 20		220,635.

Total number of others receiving over \$50,000 for professional services ▶

Part IX-A Summary of Direct Charitable Activities

List the foundation's four largest direct charitable activities during the tax year. Include relevant statistical information such as the number of organizations and other beneficiaries served, conferences convened, research papers produced, etc	Expenses
1 TO EDUCATE THE PUBLIC THROUGH VISUAL & INTERACTIVE DISPLAYS, FORUMS, CONFERENCES & OTHER FORMS OF OUTREACH REG. FLOODING & OTHER ENVIRONMENTAL CONCERNS RELATED TO SUSTAINABLE DEVP.	303,517.
2 TO EDUCATE THE PUBLIC ABOUT SUSTAINABLE TRANSIT OPTIONS IN URBAN AREAS, WITH A SPECIAL FOCUS ON NYC, AND TO DEVELOP TOOLS OF ANALYSIS FOR EVALUATING THOSE OPTIONS.	66,895.
3 TO HELP URBAN REVITALIZATION, PRESERVATION OF LAND RESOURCES & ENVIRONMENTAL CONSERVATION IN EASTERN PA THROUGH ADAPTIVE REUSE OF FORMERLY ABANDONED, HISTORIC BLDG IN EASTON.	207,480.
4 -----	

Part IX-B Summary of Program-Related Investments (see instructions)

Describe the two largest program-related investments made by the foundation during the tax year on lines 1 and 2	Amount
1 CAPITAL ADDITIONS TO A BUILDING WHOSE PURPOSE IS TO HOUSE VISUAL & INTERACTIVE DISPLAYS, FORUMS, CONFERENCES & OTHER FORMS OF OUTREACH REGARDING FLOODING & OTHER ENV. CONCERNS.	62,429.
2 CAPITAL ADDITIONS TO FORMERLY ABANDONED HISTORIC BUILDING TO SPARK URBAN REVITALIZATION, ENCOURAGING LAND CONSERVATION IN SURROUNDING AREAS.	168,353.
All other program-related investments See instructions	
3 NONE -----	
Total. Add lines 1 through 3 ▶	230,782.

Part X Minimum Investment Return (All domestic foundations must complete this part. Foreign foundations, see instructions.)

1	Fair market value of assets not used (or held for use) directly in carrying out charitable, etc., purposes		
a	Average monthly fair market value of securities	1a	18,029,509.
b	Average of monthly cash balances	1b	1,108,500.
c	Fair market value of all other assets (see instructions)	1c	1,871,118.
d	Total (add lines 1a, b, and c)	1d	21,009,127.
e	Reduction claimed for blockage or other factors reported on lines 1a and 1c (attach detailed explanation)	1e	
2	Acquisition indebtedness applicable to line 1 assets	2	
3	Subtract line 2 from line 1d	3	21,009,127.
4	Cash deemed held for charitable activities. Enter 1 1/2% of line 3 (for greater amount, see instructions)	4	315,137.
5	Net value of noncharitable-use assets. Subtract line 4 from line 3. Enter here and on Part V, line 4	5	20,693,990.
6	Minimum investment return. Enter 5% of line 5	6	1,034,700.

Part XI Distributable Amount (see instructions) (Section 4942(j)(3) and (j)(5) private operating foundations and certain foreign organizations check here and do not complete this part)

1	Minimum investment return from Part X, line 6	1	
2a	Tax on investment income for 2014 from Part VI, line 5	2a	
b	Income tax for 2014 (This does not include the tax from Part VI)	2b	
c	Add lines 2a and 2b	2c	
3	Distributable amount before adjustments. Subtract line 2c from line 1	3	
4	Recoveries of amounts treated as qualifying distributions	4	
5	Add lines 3 and 4	5	
6	Deduction from distributable amount (see instructions)	6	
7	Distributable amount as adjusted. Subtract line 6 from line 5. Enter here and on Part XIII, line 1	7	

Part XII Qualifying Distributions (see instructions)

1	Amounts paid (including administrative expenses) to accomplish charitable, etc., purposes		
a	Expenses, contributions, gifts, etc. - total from Part I, column (d), line 26	1a	1,120,904.
b	Program-related investments - total from Part IX-B	1b	230,782.
2	Amounts paid to acquire assets used (or held for use) directly in carrying out charitable, etc., purposes	2	
3	Amounts set aside for specific charitable projects that satisfy the		
a	Suitability test (prior IRS approval required)	3a	
b	Cash distribution test (attach the required schedule)	3b	
4	Qualifying distributions. Add lines 1a through 3b. Enter here and on Part V, line 8, and Part XIII, line 4	4	1,351,686.
5	Foundations that qualify under section 4940(e) for the reduced rate of tax on net investment income. Enter 1% of Part I, line 27b (see instructions)	5	0
6	Adjusted qualifying distributions. Subtract line 5 from line 4	6	1,351,686.

Note. The amount on line 6 will be used in Part V, column (b), in subsequent years when calculating whether the foundation qualifies for the section 4940(e) reduction of tax in those years

Form 990-PF (2014)

Part XIII Undistributed Income (see instructions)

	(a) Corpus	(b) Years prior to 2013	(c) 2013	(d) 2014
1 Distributable amount for 2014 from Part XI, line 7				0
2 Undistributed income, if any, as of the end of 2014				
a Enter amount for 2013 only				
b Total for prior years 20 <u>12</u> , 20 <u>11</u> , 20 <u>10</u>				
3 Excess distributions carryover, if any, to 2014				
a From 2009				
b From 2010				
c From 2011				
d From 2012				
e From 2013		0		
f Total of lines 3a through e				
4 Qualifying distributions for 2014 from Part XII, line 4 ▶ \$ _____				
a Applied to 2013, but not more than line 2a				
b Applied to undistributed income of prior years (Election required - see instructions)				
c Treated as distributions out of corpus (Election required - see instructions)				
d Applied to 2014 distributable amount				
e Remaining amount distributed out of corpus				
5 Excess distributions carryover applied to 2014 (If an amount appears in column (d), the same amount must be shown in column (a))				
6 Enter the net total of each column as indicated below:				
a Corpus Add lines 3f, 4c, and 4e Subtract line 5				
b Prior years' undistributed income Subtract line 4b from line 2b				
c Enter the amount of prior years' undistributed income for which a notice of deficiency has been issued, or on which the section 4942(a) tax has been previously assessed				
d Subtract line 6c from line 6b Taxable amount - see instructions				
e Undistributed income for 2013 Subtract line 4a from line 2a Taxable amount - see instructions				
f Undistributed income for 2014 Subtract lines 4d and 5 from line 1 This amount must be distributed in 2015				
7 Amounts treated as distributions out of corpus to satisfy requirements imposed by section 170(b)(1)(F) or 4942(g)(3) (Election may be required - see instructions)				
8 Excess distributions carryover from 2009 not applied on line 5 or line 7 (see instructions)				
9 Excess distributions carryover to 2015. Subtract lines 7 and 8 from line 6a		0		
10 Analysis of line 9				
a Excess from 2010				
b Excess from 2011				
c Excess from 2012				
d Excess from 2013				
e Excess from 2014				

Form 990-PF (2014)

Part XIV Private Operating Foundations (see instructions and Part VII-A, question 9)

1 a If the foundation has received a ruling or determination letter that it is a private operating foundation, and the ruling is effective for 2014, enter the date of the ruling 02/01/2011

b Check box to indicate whether the foundation is a private operating foundation described in section 4942(j)(3) or 4942(j)(5)

	Tax year		Prior 3 years		(e) Total
	(a) 2014	(b) 2013	(c) 2012	(d) 2011	
2 a Enter the lesser of the adjusted net income from Part I or the minimum investment return from Part X for each year listed	440,299.	107,006.	387,879.	319,511.	1,254,695.
b 85% of line 2a	374,254.	90,955.	329,697.	271,584.	1,066,490.
c Qualifying distributions from Part XII, line 4 for each year listed	1,351,686.	1,288,040.	1,583,636.	1,925,115.	6,148,477.
d Amounts included in line 2c not used directly for active conduct of exempt activities	343,015.	370,607.	453,319.	682,217.	1,849,158.
e Qualifying distributions made directly for active conduct of exempt activities Subtract line 2d from line 2c	1,008,671.	917,433.	1,130,317.	1,242,898.	4,299,319.
3 Complete 3a, b, or c for the alternative test relied upon					
a "Assets" alternative test - enter					
(1) Value of all assets	27,545,216.	28,328,092.	30,446,876.	28,382,764.	114,702,948.
(2) Value of assets qualifying under section 4942(j)(3)(B)(i)					
b "Endowment" alternative test - enter 2/3 of minimum investment return shown in Part X, line 6 for each year listed	689,800.	736,760.	740,463.	727,795.	2,894,818.
c "Support" alternative test - enter					
(1) Total support other than gross investment income (interest, dividends, rents, payments on securities loans (section 512(a)(5)), or royalties)					
(2) Support from general public and 5 or more exempt organizations as provided in section 4942(j)(3)(B)(iii)					
(3) Largest amount of support from an exempt organization					
(4) Gross investment income					

Part XV Supplementary Information (Complete this part only if the foundation had \$5,000 or more in assets at any time during the year - see instructions.)

1 Information Regarding Foundation Managers:

a List any managers of the foundation who have contributed more than 2% of the total contributions received by the foundation before the close of any tax year (but only if they have contributed more than \$5,000) (See section 507(d)(2))

N/A

b List any managers of the foundation who own 10% or more of the stock of a corporation (or an equally large portion of the ownership of a partnership or other entity) of which the foundation has a 10% or greater interest

N/A

2 Information Regarding Contribution, Grant, Gift, Loan, Scholarship, etc., Programs:

Check here if the foundation only makes contributions to preselected charitable organizations and does not accept unsolicited requests for funds. If the foundation makes gifts, grants, etc (see instructions) to individuals or organizations under other conditions, complete items 2a, b, c, and d

a The name, address, and telephone number or e-mail address of the person to whom applications should be addressed

ATCH 21

b The form in which applications should be submitted and information and materials they should include

CALL FOUNDATION FOR APPLICATION

c Any submission deadlines

NONE

d Any restrictions or limitations on awards, such as by geographical areas, charitable fields, kinds of institutions, or other factors

NONE

Part XV Supplementary Information (continued)

3 Grants and Contributions Paid During the Year or Approved for Future Payment

Recipient Name and address (home or business)	If recipient is an individual, show any relationship to any foundation manager or substantial contributor	Foundation status of recipient	Purpose of grant or contribution	Amount
a Paid during the year				
ATCH 22				
Total				3a 179,530.
b Approved for future payment				
REGIONAL PLAN ASSOCIATION INC 4 IRVING PLACE 7TH FLOOR NEW YORK, NY 10003	NONE	PC	GENERAL SUPPORT	33,000.
Total				3b 33,000.

Part XVI-A Analysis of Income-Producing Activities

Enter gross amounts unless otherwise indicated	Unrelated business income		Excluded by section 512, 513, or 514		(e) Related or exempt function income (See instructions)
	(a) Business code	(b) Amount	(c) Exclusion code	(d) Amount	
1 Program service revenue					
a EASTON HOTEL (ATCH 23)					1,385,615.
b _____					
c _____					
d _____					
e _____					
f _____					
g Fees and contracts from government agencies					
2 Membership dues and assessments					
3 Interest on savings and temporary cash investments			14	60,843.	
4 Dividends and interest from securities			14	392,959.	
5 Net rental income or (loss) from real estate					
a Debt-financed property					
b Not debt-financed property			16	13,024.	
6 Net rental income or (loss) from personal property					
7 Other investment income					
8 Gain or (loss) from sales of assets other than inventory			18	234,761.	6,596.
9 Net income or (loss) from special events					
10 Gross profit or (loss) from sales of inventory					
11 Other revenue a _____					
b _____					
c _____					
d _____					
e _____					
12 Subtotal Add columns (b), (d), and (e)				701,587.	1,392,211.
13 Total. Add line 12, columns (b), (d), and (e)				13	2,093,798.

(See worksheet in line 13 instructions to verify calculations)

Part XVI-B Relationship of Activities to the Accomplishment of Exempt Purposes

Line No.	Explain below how each activity for which income is reported in column (e) of Part XVI-A contributed importantly to the accomplishment of the foundation's exempt purposes (other than by providing funds for such purposes) (See instructions)
1	OPERATION OF THE EASTON HOTEL: =====
	THE AMOUNT REPORTED ON LINE 1 IS INCOME RECEIVED FROM ONE OF THE FOUNDATION'S PROGRAM-RELATED ACTIVITIES, RESTORING AND OPERATING A FORMERLY ABANDONED HISTORIC HOTEL IN EASTON, PA. THE FOUNDATION'S RESTORATION AND ADAPTIVE USE OF THE FORMERLY ABANDONED BUILDING IS CONTRIBUTING TO THE URBAN REVITALIZATION OF THE CITY OF EASTON, BUILDING COMMUNITY AND ATTRACTING COMMERCE, WHICH IN TURN PROMOTES SUSTAINABILITY IN THE WAY THE PEOPLE OF THE LEHIGH VALLEY USE URBAN RESOURCES AND ENCOURAGES PRESERVATION OF THE SURROUNDING COUNTRYSIDE. (NOTE: THE COST OF THE RENOVATION AND OPERATION OF THE PROPERTY FAR EXCEEDS THE REVENUES RECEIVED.)
8	SALE OF POSTERS AND PRINTS COMMEMORATING "THE GATES" IN CENTRAL PARK: =====
	RAISING PUBLIC AWARENESS OF THE IMPORTANCE OF PROTECTING NATURE AND FINDING ENVIRONMENTAL SOLUTIONS FOR NEW YORK BY BRINGING ATTENTION TO "THE GATES", AN IMPORTANT WORK OF PUBLIC ART AND ENHANCING RECOGNITION IN THE CITY AND WORLDWIDE OF THE BEAUTY AND VALUE OF THAT NATURAL ASSET.

Part XVII Information Regarding Transfers To and Transactions and Relationships With Noncharitable Exempt Organizations

- 1 Did the organization directly or indirectly engage in any of the following with any other organization described in section 501(c) of the Code... a Transfers from the reporting foundation to a noncharitable exempt organization of (1) Cash (2) Other assets b Other transactions (1) Sales of assets to a noncharitable exempt organization (2) Purchases of assets from a noncharitable exempt organization (3) Rental of facilities, equipment, or other assets (4) Reimbursement arrangements (5) Loans or loan guarantees (6) Performance of services or membership or fundraising solicitations c Sharing of facilities, equipment, mailing lists, other assets, or paid employees d If the answer to any of the above is "Yes," complete the following schedule

Table with 2 columns: Yes, No. Rows for 1a(1), 1a(2), 1b(1), 1b(2), 1b(3), 1b(4), 1b(5), 1b(6), 1c.

Table with 4 columns: (a) Line no, (b) Amount involved, (c) Name of noncharitable exempt organization, (d) Description of transfers, transactions, and sharing arrangements. Row 1 contains N/A.

2a Is the foundation directly or indirectly affiliated with, or related to, one or more tax-exempt organizations described in section 501(c) of the Code (other than section 501(c)(3)) or in section 527? Yes No

b If "Yes," complete the following schedule

Table with 3 columns: (a) Name of organization, (b) Type of organization, (c) Description of relationship.

Under penalties of perjury, I declare that I have examined this return, including accompanying schedules and statements, and to the best of my knowledge and belief, it is true, correct, and complete. Declaration of preparer (other than taxpayer) is based on all information of which preparer has any knowledge.

Sign Here

Signature of officer or trustee, Date 8/12/15, Title vice president

May the IRS discuss this return with the preparer shown below (see instructions)? Yes No

Paid Preparer Use Only

Print/Type preparer's name MARIE ARRIGO, Preparer's signature Marie Arrigo CPA, Date 08/10/2015, Check self-employed if PTIN P00058583, Firm's name EISNERAMPER LLP, Firm's address 750 THIRD AVENUE NEW YORK, NY, Firm's EIN 13-1639826, Phone no 212-891-4232

ATTACHMENT 1

FORM 990PF, PART I - INTEREST ON TEMPORARY CASH INVESTMENTS

<u>DESCRIPTION</u>	<u>REVENUE AND EXPENSES PER BOOKS</u>	<u>NET INVESTMENT INCOME</u>	<u>ADJUSTED NET INCOME</u>
MORTGAGE INTEREST	60,841.	60,841.	60,841.
BANK INTEREST	2.	2.	2.
TOTAL	<u>60,843.</u>	<u>60,843.</u>	<u>60,843.</u>

ATTACHMENT 2

FORM 990PF, PART I - DIVIDENDS AND INTEREST FROM SECURITIES

<u>DESCRIPTION</u>	<u>REVENUE AND EXPENSES PER BOOKS</u>	<u>NET INVESTMENT INCOME</u>	<u>ADJUSTED NET INCOME</u>
DIVIDENDS AND INTEREST FROM SECURITIES	392,959.	392,078.	392,078.
TOTAL	<u>392,959.</u>	<u>392,078.</u>	<u>392,078.</u>

ATTACHMENT 3

FORM 990PF, PART I - OTHER INCOME

<u>DESCRIPTION</u>	<u>REVENUE AND EXPENSES PER BOOKS</u>	<u>NET INVESTMENT INCOME</u>	<u>ADJUSTED NET INCOME</u>
PROGRAM SERVICE REVENUE - EASTON HOTEL: **			
RENTAL INCOME	63,045.		63,045.
HOTEL OPERATIONS	999,610.		999,610.
CONDOMINIUM MANAGEMENT	322,624.		322,624.
MISC HOTEL INCOME	336.		336.
	<u>1,385,615.</u>		<u>1,385,615.</u>
TOTALS			

** AMOUNTS REFLECTED ARE GROSS PROGRAM REVENUE. PROGRAM OPERATES AT A NET LOSS. FOR FURTHER DETAILS SEE PART XVI-A.

ATTACHMENT 4

FORM 990PF, PART I - LEGAL FEES

<u>DESCRIPTION</u>	<u>REVENUE AND EXPENSES PER BOOKS</u>	<u>NET INVESTMENT INCOME</u>	<u>ADJUSTED NET INCOME</u>	<u>CHARITABLE PURPOSES</u>
FOUNDATION LEGAL FEES	17,691.			16,711.
TOTALS	<u>17,691.</u>			<u>16,711.</u>

ATTACHMENT 5

FORM 990PF, PART I - ACCOUNTING FEES

<u>DESCRIPTION</u>	<u>REVENUE AND EXPENSES PER BOOKS</u>	<u>NET INVESTMENT INCOME</u>	<u>ADJUSTED NET INCOME</u>	<u>CHARITABLE PURPOSES</u>
ACCOUNTING, AUDIT & TAX WORK	155,975.	10,000.	10,000.	138,490.
TOTALS	<u>155,975.</u>	<u>10,000.</u>	<u>10,000.</u>	<u>138,490.</u>

ATTACHMENT 6

FORM 990PF, PART I - OTHER PROFESSIONAL FEES

<u>DESCRIPTION</u>	<u>REVENUE AND EXPENSES PER BOOKS</u>	<u>NET INVESTMENT INCOME</u>	<u>ADJUSTED NET INCOME</u>	<u>CHARITABLE PURPOSES</u>
INVESTMENT MANAGEMENT FEES	80,955.	80,955.	80,955.	
GENERAL CONSULTING FEES	6,146.			6,146.
PROGRAM RELATED CONSULTING FEE	72,145.			66,895.
HOTEL PROFESSIONAL FEES	16,015.		13,761.	2,578.
TOTALS	<u>175,261.</u>	<u>80,955.</u>	<u>94,716.</u>	<u>75,619.</u>

ATTACHMENT 7

FORM 990PF, PART I - INTEREST EXPENSE

<u>DESCRIPTION</u>	<u>REVENUE AND EXPENSES PER BOOKS</u>	<u>NET INVESTMENT INCOME</u>	<u>ADJUSTED NET INCOME</u>	<u>CHARITABLE PURPOSES</u>
MORTGAGE INTEREST EXPENSE	6,546.		5,625.	921.
TOTALS	<u>6,546.</u>		<u>5,625.</u>	<u>921.</u>

ATTACHMENT 8

FORM 990PF, PART I - TAXES

<u>DESCRIPTION</u>	<u>REVENUE AND EXPENSES PER BOOKS</u>	<u>NET INVESTMENT INCOME</u>	<u>ADJUSTED NET INCOME</u>	<u>CHARITABLE PURPOSES</u>
REAL ESTATE TAXES - 140 NORTHAMPTON STREET	58,604.		50,355.	7,659.
REAL ESTATE TAXES - 516-22 NORTHAMPTON STREET	18,891.			19,071.
EXCISE TAXES				200,000.
TOTALS	<u>77,495.</u>		<u>50,355.</u>	<u>226,730.</u>

ATTACHMENT 9

FORM 990PF, PART I - OTHER EXPENSES

DESCRIPTION	REVENUE AND EXPENSES PER BOOKS	NET INVESTMENT INCOME	ADJUSTED NET INCOME	CHARITABLE PURPOSES
CONDOMINIUM COMMON CHARGES	306,215.		263,115.	43,100.
ADVERTISING	3,062.		2,631.	431.
REPAIRS AND MAINTENANCE	136,493.		99,295.	38,064.
UTILITIES AND SUPPLIES	193,086.	865.	142,135.	51,350.
OFFICE EXPENSES	135,714.	6,100.	60,050.	102,703.
BAD DEBT EXPENSE	45,208.		1,038.	
PROPERTY MANAGEMENT FEES	60,562.		52,038.	7,339.
SCIENCE CENTER - OUTREACH	36,145.			36,145.
INSURANCE	103,232.		77,956.	26,652.
HOTEL EXPENSES (GUEST EXPS)	116,410.		100,025.	17,954.
SETTLEMENT EXPENSE				162.
TOTALS	<u>1,136,127.</u>	<u>6,965.</u>	<u>798,283.</u>	<u>323,900.</u>

ATTACHMENT 10

FORM 990PF, PART II - OTHER NOTES AND LOANS RECEIVABLE

BORROWER: COMMERCIAL UNIT - EASTON HOTEL
 ORIGINAL AMOUNT: 273,000.
 INTEREST RATE: 8.500000
 REPAYMENT TERMS: 25 YEARS, IN A MONTHLY INSTALLMENTS OF \$2,198
 SECURITY PROVIDED: BY A COMMERCIAL CONDO UNIT LOCATED AT THE HOTEL

 BEGINNING BALANCE DUE 268,830.

 ENDING BALANCE DUE 268,829.

 ENDING FAIR MARKET VALUE 268,829.

BORROWER: RESIDENTIAL UNIT - KHEEL TOWER
 ORIGINAL AMOUNT: 412,500.
 INTEREST RATE: 5.000000
 DATE OF NOTE: 06/01/2010
 MATURITY DATE: 07/01/2020
 REPAYMENT TERMS: 10 YEARS, MONTHLY INTEREST-ONLY PAYMENTS OF \$1,719
 PURPOSE OF LOAN: SELLER-FINANCE

 BEGINNING BALANCE DUE 412,500.

 ENDING BALANCE DUE 412,500.

 ENDING FAIR MARKET VALUE 412,500.

ATTACHMENT 10 (CONT'D)

BORROWER: RESIDENTIAL UNIT - KHEEL TOWER
 ORIGINAL AMOUNT: 371,000.
 INTEREST RATE: 5.000000
 DATE OF NOTE: 12/01/2012
 MATURITY DATE: 01/01/2028
 REPAYMENT TERMS: 15 YEARS, IN A MONTHLY INSTALLMENTS OF \$2,934
 PURPOSE OF LOAN: SELLER-FINANCE

BEGINNING BALANCE DUE 355,410.
 ENDING BALANCE DUE 337,569.
 ENDING FAIR MARKET VALUE 337,569.

BORROWER: CAY COMM MEDIA HOLDINGS
 ORIGINAL AMOUNT: 111,502.
 DATE OF NOTE: 04/01/2009

BEGINNING BALANCE DUE 163,250.
 ENDING BALANCE DUE 163,250.
 ENDING FAIR MARKET VALUE 163,250.

TOTAL BEGINNING OTHER NOTES AND LOANS RECEIVABLE 1,199,990.
 TOTAL ENDING BOOK - OTHER NOTES AND LOANS RECEIVABLE 1,182,148.
 TOTAL ENDING FMV - OTHER NOTES AND LOANS RECEIVABLE 1,182,148.

ATTACHMENT 11

FORM 990PF, PART II - CORPORATE STOCK

<u>DESCRIPTION</u>	<u>BEGINNING BOOK VALUE</u>	<u>ENDING BOOK VALUE</u>	<u>ENDING FMV</u>
DEUTSCHE BANK - SEE SCHEDULE	18,866,991.	17,192,027.	17,192,027.
TOTALS	<u>18,866,991.</u>	<u>17,192,027.</u>	<u>17,192,027.</u>

Deutsche Asset & Wealth Management

Detailed Portfolio Information

As of December 31, 2014

List of Holdings - Fixed Income

Quantity	Security Description Security ID	Moody's/S&P Rating	% of Category	Local Unit Cost	Price in USD Local Price	Adjusted Cost Basis in USD	Market Value In USD	Accrued Income In USD	Estimated Annual Income in USD	Yield to Maturity %
Governments										
125,000.00	UNITED STATES TREAS BDS DTD 05/15/2019 3.125% 05/15/2019 CUSIP 912828KQ2		2.37%	USD 108.077	106.602	135,096.37 M	133,252.50	507.17	3,906.25	2.08%
100,000.00	UNITED STATES TREAS NTS DTD 05/31/13 1.375% 05/31/2020 CUSIP 912828VF4		1.74%	USD 97.848	98.141	97,847.66	98,141.00	120.88	1,375.00	1.41%
50,000.00	UNITED STATES TREAS NTS DTD 08/15/13 2.50% 08/15/2023 CUSIP 912828V56		0.92%	USD 102.428	103.211	51,213.91	51,605.50	472.15	1,250.00	2.63%
Total Governments						284,167.94	282,998.00	1,100.20	6,531.25	1.95%
Corporate										
100,000.00	ORACLE CORP NT DTD 01/13/08 5.25% 01/15/2016 CUSIP 68402LACB A1/A+		1.90%	USD 108.749	104.791	108,749.33 M	104,791.00	2,420.83	5,250.00	0.63%
100,000.00	KRAFT FOODS INC DTD 02/08/10 4.125% 02/09/2016 CUSIP 50075NBB9 Baa1/BBB-		1.87%	USD 103.539	103.715	103,538.50	103,715.00	1,627.08	4,125.00	1.06%
100,000.00	THERMO FISHER SCIENTIFIC DTD 02/22/11 3.20% 03/01/2016 CUSIP 883556AY8 Baa3/BBB		1.83%	USD 105.669	102.387	105,669.16	102,387.00	1,066.67	3,200.00	1.12%
100,000.00	BANK OF AMERICA DTD 03/17/11 3.625% 03/17/2016 CUSIP 06051GEG0 Baa2/A-		1.84%	USD 103.778	102.809	103,778.36 M	102,809.00	1,047.22	3,625.00	1.27%
100,000.00	TOYOTA MOTOR CREDIT CORP DTD 01/12/12 2.05% 01/12/2017 CUSIP 89233P5S1 Aa3/AA-		1.82%	USD 101.460	101.868	101,460.40 M	101,868.00	962.36	2,050.00	1.09%
100,000.00	AMERICAN EXPRESS CREDIT DTD 03/26/12 2.375% 03/24/2017 CUSIP 0258M0DD8 A2/A-		1.82%	USD 100.896	102.265	100,895.81	102,265.00	639.93	2,375.00	1.37%



Deutsche Asset
& Wealth Management

Detailed Portfolio Information

As of December 31, 2014

List of Holdings - Fixed Income

Quantity	Security Description Security ID	Moody's/S&P Rating	% of Category	Local Unit Cost	Price in USD Local Price	Adjusted Cost Basis in USD	Market Value in USD	Accrued Income in USD	Estimated Annual Income in USD	Yield to Maturity %
100,000.00	TARGET CORP NT DTD 05/01/07 5.375% 05/01/2017		1.95%	USD 113,056.66	109.193	113,056.66	109,193.00	895.83	5,375.00	1.36%
	CUSIP 87612EAP1 A2/A									
100,000.00	AMGEN INC DTD 05/15/12 2.125% 05/15/2017		1.80%	USD 100,356.88	101.312	100,356.88	101,312.00	271.53	2,125.00	1.53%
	CUSIP 031162BQ2 Baa1/A									
100,000.00	FORD MOTOR CREDIT CO LLC DTD 06/12/12		1.82%	USD 103,065	102.601	103,064.76	102,601.00	158.33	3,000.00	1.91%
	3.00% 06/12/2017									
	CUSIP 346397WD1 Baa3/BBB-									
100,000.00	ANHEUSER-BUSCH DTD 07/16/12 1.375%		1.78%	USD 100,764	99.911	100,763.55	99,911.00	634.03	1,375.00	1.40%
	07/15/2017									
	CUSIP 035237BN7 A2/A									
100,000.00	INTEL CORP DTD 12/11/12 1.35% 12/15/2017		1.77%	USD 100,038	99.854	100,037.54	99,854.00	60.00	1,350.00	1.40%
	CUSIP 45814QAL4 A1/A+									
100,000.00	GOLDMAN SACHS GROUP INC NT DTD		2.02%	USD 111,721	111.097	111,721.02	111,097.00	2,694.03	5,950.00	2.17%
	01/18/08 5.95% 01/18/2018									
	CUSIP 38141GFG4 Baa1/A-									
100,000.00	WACHOVIA CORP DTD 01/31/08 5.75%		2.03%	USD 113,802	111.978	113,801.45	111,978.00	2,395.83	5,750.00	1.74%
	02/01/2018									
	CUSIP 92976WBH8 A2/A+									
100,000.00	CISCO SYSTEMS INC NT DTD 02/17/09 4.95%		2.01%	USD 115,621	111.762	115,621.38	111,762.00	1,870.00	4,950.00	1.95%
	02/15/2019									
	CUSIP 17275RAE2 A1/AA-									
100,000.00	PROCTER & GAMBLE CO DTD 02/06/09		2.00%	USD 110,484	111.352	110,483.62 M	111,352.00	1,775.56	4,700.00	1.86%
	4.70% 02/15/2019									
	CUSIP 742718DN6 Aa3/AA-									
100,000.00	MCDONALDS CORP DTD 08/02/10 3.50%		1.90%	USD 107,138	105.920	107,138.13	105,920.00	1,613.89	3,500.00	2.36%
	07/15/2020									
	CUSIP 58013MEJ9 A2/A									
100,000.00	JPMORGAN CHASE & CO DTD 07/22/10		1.95%	USD 108,789	108.398	108,788.61	108,398.00	1,943.33	4,400.00	2.79%
	4.40% 07/22/2020									
	CUSIP 46625HHS2 A3/A									

Deutsche Asset & Wealth Management

Detailed Portfolio Information

As of December 31, 2014

List of Holdings - Fixed Income

Quantity	Security Description Security ID	Moody's/S&P Rating	% of Category	Local Unit Cost	Price in USD Local Price	Adjusted Cost Basis in USD	Market Value in USD	Accrued Income in USD	Estimated Annual Income in USD	Yield to Maturity %
100,000.00	DU POINT E I DE NEMOURS & CO DTD 09/23/10 3.625% 01/15/2021 CUSIP 263534CB3 A2/A		1.91%	USD 104,401	106.003	104,400.61	106,003.00	1,671.53	3,625.00	2.60%
100,000.00	GENERAL ELEC CAP CORP DTD 02/11/11 5.30% 02/11/2021 CUSIP 369622SM8 A2/AA		2.06%	USD 112,527	114.199	112,526.53	114,199.00	2,061.11	5,300.00	2.78%
100,000.00	MORGAN STANLEY DTD 07/28/11 5.50% 07/28/2021 CUSIP 61747WAL3 Baa2/A-		2.05%	USD 111,722	113.488	111,721.68	113,488.00	2,337.50	5,500.00	3.20%
100,000.00	APPLE INC DTD 05/06/14 3.45% 05/06/2024 CUSIP 037833AS9 Aa1/AAA+		1.86%	USD 102,525	104.726	102,524.58	104,726.00	527.08	3,450.00	2.86%
Total Corporate						2,241,098.66	2,229,029.00	28,673.67	80,975.00	1.86%
Investment Funds										
36,651.75	ABERDEEN GLOBAL HIGH INCOME I Ticker: JHYX		5.99%	USD 10,167	9.230	372,631.77 M	338,295.65		22,907.34	6.77%
55,947.78	BLACKROCK INFLATION PROTECTED BOND PORTFOLIO Ticker: BFRX		10.66%	USD 10,987	10.760	614,706.52 M	601,998.11			
3,000.00	ISHARES 1-3 YR TREASURY BOND ETF Ticker: SHY		4.49%	USD 84,400	84.450	253,200.00	253,350.00		921.00	0.36%
39,885.36	RIDGEWORTH SEIX FLTG RATE HIGH INCOME FD Ticker: SAMBX		6.20%	USD 9,071	8.750	361,817.40 M	348,996.88	1,311.76	15,998.06	4.58%
4,250.00	VANGUARD SHORT-TERM BOND ETF Ticker: BSV		6.02%	USD 81,287	79.950	345,471.03	339,787.50		4,496.50	1.32%
Total Investment Funds						1,947,826.72	1,862,428.14	1,311.76	44,322.82	2.36%



Deutsche Asset
& Wealth Management

Detailed Portfolio Information

As of December 31, 2014

List of Holdings - Fixed Income

Quantity	Security Description Security ID	Moody's/S&P Rating	% of Category	Local Unit Cost	Price in USD Local Price	Adjusted Cost Basis in USD	Market Value in USD	Accrued Income in USD	Estimated Annual Income in USD	Yield to Maturity %
41,374.27	MFS EMERGING MARKETS DEBT FUND CL J Ticker: MEDX		10.67%	USD 14.741	14.510	609,897.85 M	600,340.67	2,315.34	27,260.84	4.54%
57,264.97	PIMCO FDS PAC INVT MGMT SER FOREIGN BD FD INSTL CL Ticker: PFORX		10.94%	USD 10.666	10.770	610,790.28 M	616,743.75	1,163.57	23,236.92	3.77%
Total Int'l Inv Funds						1,220,688.13	1,217,084.42	3,478.91	50,487.76	4.15%
Total Fixed Income						5,883,771.35	5,612,140.56	34,564.54	182,326.93	2.52%
Total Accrued Income							34,564.54			
Total Fixed Income Including Accrued Income							5,646,705.10			

A "M" following the amount displayed in the Adjusted Cost Basis column indicates multiple lots, a "U" indicates undetermined cost. For Investment Funds, Annual Yield is reported in the Yield to Maturity column.

Deutsche Asset & Wealth Management

Detailed Portfolio Information

As of December 31, 2014

List of Holdings - Equities

Equity by Sector	Quantity	Security Description	Security ID	% of Category	Local Unit Cost	Price in USD Local Price	Adjusted Cost Basis in USD	Market Value in USD	Accrued Income in USD	Estimated Annual Income in USD	Annual Yield %
Consumer Discretionary	135.00	AMAZON COM INC COM	Ticker: AMZN	0.70%	USD 389.460	310.350	52,577.15 M	41,897.25			
	765.00	BORG WARNER INC COM	Ticker: BWA	0.70%	USD 57.330	54.950	43,853.59 M	42,036.75		397.80	0.95%
	485.00	BRINKER INTL INC COM	Ticker: EAT	0.47%	USD 47.720	58.660	23,142.21	28,464.65		543.20	1.91%
	790.00	COMCAST CORP NEW CL A	Ticker: CMCSA	0.76%	USD 42.280	58.010	33,400.04 M	46,827.90		711.00	1.55%
	715.00	DICKS SPORTING GOODS INC OC-COM	Ticker: DKS	0.59%	USD 56.000	49.650	40,042.46 M	35,499.75		357.50	1.01%
	500.00	DISNEY WALT CO COM	Ticker: DIS	0.79%	USD 87.950	94.190	43,967.30 M	47,085.00	575.00	575.00	1.22%
	270.00	EXPEDIA INC COM	Ticker: EXPE	0.38%	USD 70.760	85.360	19,104.75 M	23,047.20		194.40	0.84%
	625.00	HOME DEPOT INC COM	Ticker: HD	1.09%	USD 80.730	104.970	50,455.34 M	65,606.25		1,175.00	1.79%
	415.00	HOME DEPOT INC COM	Ticker: HD	0.72%	USD 62.090	104.970	25,767.80 M	43,562.55		780.20	1.79%
	870.00	L BRANDS INC COM	Ticker: LB	1.25%	USD 57.510	86.550	50,031.11 M	75,298.50		1,183.20	1.57%
	330.00	LAS VEGAS SANDS CORP COM	Ticker: LVS	0.32%	USD 80.570	58.160	26,567.59 M	19,192.80		660.00	3.44%
	340.00	MCDONALDS CORP COM	Ticker: MCD	0.53%	USD 95.070	93.700	32,322.83 M	31,858.00		1,156.00	3.63%
	860.00	NIKE INC CL B	Ticker: NKE	1.38%	USD 76.980	96.150	66,200.21 M	82,680.00	240.80	963.20	1.16%
	360.00	NIKE INC CL B	Ticker: NKE	0.58%	USD 69.240	96.150	24,928.07 M	34,614.00	75.60	403.20	1.16%



Deutsche Asset & Wealth Management

Detailed Portfolio Information

As of December 31, 2014

List of Holdings - Equities

Equity by Sector	Quantity	Security Description	Security ID	% of Category	Local Unit Cost	Price in USD Local Price	Adjusted Cost Basis in USD	Market Value in USD	Accrued Income in USD	Estimated Annual Income in USD	Annual Yield %
Consumer Discretionary											
	500.00	STARWOOD HOTELS & RESORTS COM	Ticker: HOT	0.67%	USD 79 220	81 070	39,610.45 M	40,535.00		700.00	1.73%
	1,000.00	TWENTY FIRST CENTURY FOX INC COM	Ticker: FOXA	0.64%	USD 33.330	38 405	33,332.08 M	38,405.00		250.00	0.65%
	540.00	V F CORP COM	Ticker: VFC	0.67%	USD 60.500	74 900	32,670.48 M	40,446.00		691.20	1.71%
	340.00	V F CORP COM	Ticker: VFC	0.42%	USD 62 760	74 900	21,339.39	25,466.00		435.20	1.71%
Total Consumer Discretionary				12.67%			659,332.85	701,541.60	891.40	11,178.10	1.47%
Consumer Staples											
	465.00	COLGATE PALMOLIVE CO COM	Ticker: CL	0.53%	USD 58 240	69 190	27,083.06 M	32,173.35		669.60	2.08%
	690.00	CONAGRA INC COM	Ticker: CAG	0.41%	USD 30.800	36 280	20,941.61 M	24,670.40		690.00	2.76%
	380.00	COSTCO WHSL CORP NEW COM	Ticker: COST	0.90%	USD 115 990	141 750	44,075.45 M	53,865.00		539.60	1.00%
	360.00	KELLOGG CO COM	Ticker: K	0.39%	USD 66 990	65 440	20,516.60 M	23,558.40		705.60	3.00%
	545.00	KROGER CO COM	Ticker: KR	0.58%	USD 49.440	64 210	26,944.42 M	34,994.45		403.30	1.15%
	335.00	KROGER CO COM	Ticker: KR	0.38%	USD 61 810	64 210	17,355.65	21,510.35		247.90	1.15%
	590.00	LAUDER ESTEE COS INC CL A	Ticker: EL	0.75%	USD 71 380	76 200	42,117.11 M	44,958.00		586.40	1.26%
	535.00	MEAD JOHNSON NUTRITION COMPANY COM	Ticker: MJN	0.90%	USD 84 640	100 540	45,283.67 M	53,788.90	200.63	802.50	1.49%
	630.00	PEPSICO INC COM	Ticker: PEP	1.00%	USD 82.410	94 560	51,919.61 M	59,572.80	412.65	1,650.60	2.77%

Deutsche Asset & Wealth Management

Detailed Portfolio Information

As of December 31, 2014

List of Holdings - Equities

Quantity	Security Description Security ID	% of Category	Local Unit Cost	Price In USD Local Price	Adjusted Cost Basis In USD	Market Value In USD	Accrued Income In USD	Estimated Annual Income In USD	Annual Yield %
Equity by Sector									
Consumer Staples									
300.00	PEPSICO INC COM Ticker: PEP	0.47%	USD 78.160	94.560	23,448.35 M	28,368.00	196.50	786.00	2.77%
360.00	PROCTER & GAMBLE CO COM Ticker: PG	0.58%	USD 80.040	91.090	30,415.25 M	34,614.20		978.12	2.83%
270.00	PROCTER & GAMBLE CO COM Ticker: PG	0.41%	USD 80.780	91.090	21,810.60	24,594.30		694.98	2.83%
190.00	WAL MART STORES INC COM Ticker: WMT	0.27%	USD 71.010	85.880	13,492.49 M	16,317.20	91.20	364.80	2.24%
1,460.00	WHITEWAVE FOODS CO A COM Ticker: WWAV	0.85%	USD 32.780	34.990	47,861.86 M	51,085.40			
725.00	WHOLE FOODS MKT INC COM Ticker: WFM	0.61%	USD 54.260	50.420	39,335.04 M	36,554.50		377.00	1.03%
Total Consumer Staples						540,625.25	800.98	9,466.40	1.75%
Energy									
450.00	ANADARKO PETE CORP COM Ticker: APC	0.62%	USD 83.650	82.500	37,642.66 M	37,125.00		486.00	1.31%
335.00	ANTERO RESOURCES CORPORATION Ticker: AR	0.23%	USD 58.450	40.580	19,580.00 M	13,594.30			
268.00	CALIFORNIA RESOURCES CORPORATION WII COM Ticker: CRC US	0.02%	USD 8.100	5.510	2,170.98 M	1,476.68			
112.00	CALIFORNIA RESOURCES CORPORATION WII COM Ticker: CRC US	0.01%	USD 7.890	5.510	884.09 M	617.12			
765.00	CHEVRON CORP COM Ticker: CVX	1.43%	USD 121.240	112.180	92,750.64 M	85,817.70		3,274.20	3.82%
490.00	CHEVRON CORP COM Ticker: CVX	0.91%	USD 113.310	112.180	55,519.61 M	54,968.20		2,097.20	3.82%




Deutsche Asset & Wealth Management

Detailed Portfolio Information

As of December 31, 2014

List of Holdings - Equities

Equity by Sector	Quantity	Security Description Security ID	Local Unit Cost	Price in USD Local Price	Adjusted Cost Basis in USD	Market Value in USD	Accrued Income in USD	Estimated Annual Income in USD	Annual Yield %
			% of Category						
Energy	475.00	CONCOPHILLIPS COM Ticker COP	USD 66.740	69.060	31,669.65 M	32,803.50		1,387.00	4.23%
	440.00	EOG RES INC COM Ticker EOG	USD 90.770	92.070	39,936.89 M	40,510.80		294.80	0.73%
	470.00	EXXON MOBIL CORP COM Ticker XOM	USD 96.280	92.450	45,251.22 M	43,451.50		1,297.20	2.99%
	335.00	MARATHON OIL CORP COM Ticker MRO	USD 31.550	28.290	10,567.99 M	9,477.15		281.40	2.97%
	670.00	OCCIDENTAL PETE CORP COM Ticker OXY	USD 89.700	80.610	50,098.93 M	54,008.70	482.40	1,929.60	3.57%
	390.00	OCCIDENTAL PETE CORP COM Ticker OXY	USD 85.910	80.610	33,505.83 M	31,437.90	201.60	1,123.20	3.57%
	400.00	PHILLIPS 66 COM Ticker PSX	USD 75.780	71.700	30,312.76 M	28,680.00		800.00	2.79%
	190.00	PIONEER NAT RES CO COM Ticker PXD	USD 188.080	148.850	35,735.64 M	28,281.50		15.20	0.05%
	305.00	SCHLUMBERGER LTD COM COM Ticker SLB	USD 90.420	85.410	27,577.30 M	26,050.05	122.00	488.00	1.87%
	455.00	SPECTRA ENERGY CORP COM Ticker SE	USD 34.750	36.300	15,812.90 M	16,516.50		673.40	4.08%
Total Energy					539,047.09	504,816.60	806.00	14,147.20	2.80%
Financials	355.00	AFFILIATED MANAGERS GROUP INC COM Ticker AMG	USD 207.620	212.240	73,777.40 M	75,345.20			
	370.00	AMERIPRISE FINANCIAL INC COM Ticker AMP	USD 111.750	132.250	41,347.89 M	48,932.50		858.40	1.75%
	140.00	AMERIPRISE FINANCIAL INC COM Ticker AMP	USD 121.520	132.250	17,013.05	18,515.00		324.80	1.76%
	Total Financials					132,138.34	142,792.70	1,183.20	1,183.20



Deutsche Asset & Wealth Management

Detailed Portfolio Information

As of December 31, 2014

List of Holdings - Equities

Equity by Sector Financials	Quantity	Security Description Security ID	% of Category	Local Unit Cost	Price in USD Local Price	Adjusted Cost Basis in USD	Market Value in USD	Accrued Income in USD	Estimated Annual Income in USD	Annual Yield %
	80.00	BLACKROCK INC Ticker_BLK	0.48%	USD 319.090	357.560	25,527.01	28,604.80		617.60	2.16%
	1,080.00	CAPITAL ONE FINL CORP COM Ticker_COF	1.48%	USD 82.770	82.550	89,394.36 M	89,154.00		1,296.00	1.46%
	2,170.00	CITIGROUP INC COM Ticker_C	1.95%	USD 49.570	54.110	107,577.36 M	117,418.70		86.80	0.07%
	280.00	CME GROUP INC COM Ticker_CME	0.42%	USD 71.110	88.650	19,910.80	24,822.00	560.00	526.40	2.12%
	215.00	CROWN CASTLE INTERNATIONAL CORP REIT Ticker_CCI	0.28%	USD 74.040	78.700	15,917.53	16,920.50		705.20	4.17%
	365.00	DISCOVER FINANCIAL SERVICES COM Ticker_DFS	0.40%	USD 62.390	65.490	22,771.69	23,903.85		350.40	1.47%
	345.00	EXTRA SPACE STORAGE INC COM Ticker_EXR	0.34%	USD 53.150	58.640	18,337.82	20,230.80		648.60	3.21%
	135.00	INTERCONTINENTAL EXCHANGE INC COM Ticker_ICE	0.49%	USD 208.860	219.290	28,195.51	29,604.15		351.00	1.19%
	605.00	INVESCO LTD COM Ticker_IVZ	0.40%	USD 38.190	39.520	23,102.95	23,809.60		605.00	2.53%
	1,355.00	J P MORGAN CHASE & CO COM Ticker_JPM	1.41%	USD 57.420	62.580	77,803.90 M	84,795.90		2,168.00	2.56%
	970.00	J P MORGAN CHASE & CO COM Ticker_JPM	1.01%	USD 55.960	62.580	54,282.36	60,702.60		1,552.00	2.56%
	150.00	M & T BK CORP COM Ticker_MTB	0.31%	USD 123.710	125.620	18,557.00	18,843.00		420.00	2.23%
	780.00	METLIFE INC COM Ticker_MET	0.71%	USD 64.130	54.090	42,765.18 M	42,731.10		1,106.00	2.58%
	630.00	METLIFE INC COM Ticker_MET	0.57%	USD 56.310	54.090	35,473.22	34,076.70		882.00	2.59%



Deutsche Asset & Wealth Management

Detailed Portfolio Information

As of December 31, 2014

List of Holdings - Equities

Quantity	Security Description Security ID	% of Category	Local Unit Cost	Price in USD Local Price	Adjusted Cost Basis in USD	Market Value in USD	Accrued Income in USD	Estimated Annual Income in USD	Annual Yield %
Equity by Sector									
Financials									
795.00	PEOPLES LTD FINL INC COM Ticker: PBCT	0.20%	USD 15 160	15 180	12,040.28	12,068 10		524.70	4.36%
250.00	PRICE T ROWE GROUP INC COM Ticker: TROW	0.36%	USD 84 560	85 860	21,139.50	21,465.00		440.00	2.05%
1,315.00	PROLOGIS INC REIT Ticker: PLD	0.94%	USD 41 500	43 030	54,571 88 M	56,584.45		1,735.80	3.07%
886.00	PRUDENTIAL FINL INC COM Ticker: PRU	1.33%	USD 88 770	90 460	78,560 92 M	80,057 10		2,053 20	2.66%
350.00	PRUDENTIAL FINL INC COM Ticker: PRU	0.53%	USD 89.570	90 460	31,351.01	31,661.00		812.00	2.56%
6,175.00	REGIONS FINL CORP NEW COM Ticker: RF	1.09%	USD 10 460	10 560	64,603 22 M	65,208 00	308 75	1,235.00	1.89%
1,250.00	WELLS FARGO & CO NEW COM Ticker: WFC	1.14%	USD 52 410	54 820	65,513.00	68,525 00		1,750.00	2.55%
Total Financials						1,039,534.84	868.75	21,048.80	1.92%
Health Care									
386.00	ABBOTT LABS COM Ticker: ABB	0.23%	USD 34 530	45 020	13,253.37 M	17,332 70		369.60	2.13%
266.00	ALLERGAN INC COM Ticker: AGN	0.94%	USD 127 980	212 690	33,914.96	56,336.35		53.00	0.09%
380.00	BRISTOL MYERS SQUIBB CO COM Ticker: BMY	0.38%	USD 47 700	59 030	18,126.00	22,431 40	140 60	562 40	2.51%
390.00	CARDINAL HEALTH INC COM Ticker: CAH	0.53%	USD 48 880	80 730	19,063 74 M	31,484 70	133 58	534 30	1.70%
790.00	CELGENE CORP COM Ticker: CELG	1.47%	USD 82 540	111 860	65,210.15 M	86,369 40			
390.00	EXPRESS SCRIPTS HLDG CO COM Ticker: ESRX	0.55%	USD 70 470	84 670	27,482 32 M	33,021 30			

Deutsche Asset & Wealth Management

Detailed Portfolio Information

As of December 31, 2014

List of Holdings - Equities

Quantity	Security Description Security ID	% of Category	Local Unit Cost	Price in USD Local Price	Adjusted Cost Basis in USD	Market Value in USD	Accrued Income in USD	Estimated Annual Income in USD	Annual Yield %
455.00	GILEAD SCIENCES INC COM Ticker: GILD	0.71%	USD 74.790	94.260	34,029.45	42,888.30			
400.00	JOHNSON & JOHNSON COM Ticker: JNJ	0.70%	USD 75.390	104.570	30,154.15 M	41,828.00		1,120.00	2.68%
275.00	LILLY ELI & CO COM Ticker: LLY	0.32%	USD 47.140	68.990	12,964.65 M	18,972.25		550.00	2.90%
195.00	MCKESSON HBOC INC COM Ticker: MCK	0.67%	USD 162.050	207.580	31,600.11 M	40,478.10	46.80	187.20	0.46%
375.00	MEDVATION INC COM Ticker: MDV.N	0.62%	USD 68.270	99.610	25,600.46 M	37,353.75			
1,250.00	MERCK & CO INC COM Ticker: MRK	1.19%	USD 52.820	56.790	66,027.08 M	70,987.50	562.50	2,250.00	3.17%
315.00	MERCK & CO INC COM Ticker: MRK	0.30%	USD 43.190	55.790	13,605.69 M	17,888.95	182.25	567.00	3.17%
1,125.00	NPS PHARMACEUTICALS INC COM Ticker: NPSP	0.67%	USD 32.180	35.770	36,207.11 M	40,241.25			
795.00	OMNICARE INC COM Ticker: OCB	0.98%	USD 67.710	72.930	53,829.36 M	57,979.95		699.60	1.21%
1,800.00	PFIZER INC COM Ticker: PFE	0.93%	USD 30.230	31.150	54,406.98	56,070.00		2,016.00	3.60%
1,445.00	PFIZER INC COM Ticker: PFE	0.75%	USD 24.800	31.150	35,829.23 M	45,011.75		1,618.40	3.60%
85.00	SHIRE PLC Ticker: SHPG	0.30%	USD 247.740	212.540	21,068.32 M	18,065.90		52.96	0.29%
790.00	ST JUDE MED INC COM Ticker: STJ	0.86%	USD 64.600	65.030	51,036.09 M	51,373.70	213.30	853.20	1.66%




Deutsche Asset & Wealth Management

Detailed Portfolio Information

As of December 31, 2014

List of Holdings - Equities

Equity by Sector	Quantity	Security Description	Security ID	% of Category	Local Unit Cost	Price in USD Local Price	Adjusted Cost Basis in USD	Market Value in USD	Accrued Income in USD	Estimated Annual Income in USD	Annual Yield %
Health Care	440.00	ST JUDE MED INC COM	STJ	0.48%	USD 61.150	65.030	22,503.95 M	28,613.20	118.80	475.20	1.66%
	655.00	THERMO FISHER SCIENTIFIC INC COM	TMO	1.37%	USD 115.920	125.290	75,928.68 M	82,064.95	98.25	383.00	0.48%
Total Health Care				14.96%			741,871.66	896,792.70	1,496.08	12,301.66	1.37%
Industrials	1,170.00	AMETEK INC NEW COM	AME	1.02%	USD 52.370	52.630	61,274.00 M	61,577.10		421.20	0.66%
	445.00	BOEING CO COM	BA	0.96%	USD 134.990	129.980	60,068.75 M	57,841.10		1,619.80	2.80%
	215.00	BOEING CO COM	BA	0.46%	USD 130.810	129.980	28,124.45	27,945.70		782.60	2.80%
	2,640.00	GENERAL ELEC CO COM	GE	1.12%	USD 26.810	25.270	70,765.38 M	66,712.80	607.20	2,428.80	3.64%
	2,270.00	GENERAL ELEC CO COM	GE	0.96%	USD 22.480	25.270	51,039.53 M	57,362.90	522.10	2,088.40	3.64%
	290.00	IDEX CORP COM	IEX	0.38%	USD 57.180	77.840	16,583.05 M	22,573.60		324.80	1.44%
	576.00	NORFOLK SOUTHERN CORP COM	NSC	1.05%	USD 93.940	109.610	54,016.01 M	63,025.75		1,311.00	2.08%
	255.00	NORFOLK SOUTHERN CORP COM	NSC	0.46%	USD 82.850	109.610	21,126.24 M	27,950.65		581.40	2.08%
	404.00	PALL CORP COM	PLL	0.69%	USD 92.340	101.210	37,304.69 M	40,888.84		492.88	1.21%
	56.00	PALL CORP COM	PLL	0.09%	USD 90.820	101.210	5,085.91 M	5,667.76		68.32	1.21%
	385.00	PARKER HANNIFIN CORP COM	PH	0.83%	USD 122.640	128.950	47,214.75 M	49,645.75		970.20	1.96%




Deutsche Asset & Wealth Management

Detailed Portfolio Information

As of December 31, 2014

List of Holdings - Equities

Equity by Sector	Quantity	Security Description	Security ID	% of Category	Local Unit Cost	Price in USD Local Price	Adjusted Cost Basis in USD	Market Value in USD	Accrued Income in USD	Estimated Annual Income in USD	Annual Yield %	
Industrials	210.00	PARKER HANNIFIN CORP COM	Ticker: PH	0.45%	USD 101.210	128.950	21,253.90 M	27,079.50		529.20	1.95%	
	305.00	REGAL BELOIT CORP COM	Ticker: RBC	0.38%	USD 74.510	75.200	22,725.60 M	22,936.00	67.10	268.40	1.17%	
	130.00	ROCKWELL COLLINS INC COM	Ticker: COL	0.18%	USD 62.110	84.480	8,074.79 M	10,982.40		156.00	1.42%	
	395.00	ROPER INDS INC COM	Ticker: ROP	1.00%	USD 137.140	156.350	52,789.55 M	60,194.75		385.00	0.64%	
Total Industrials	200.00	TRANSDIGM GROUP INC COM	Ticker: TDG	0.65%	USD 170.840	196.350	34,168.74 M	39,270.00				
	275.00	UNITED TECHNOLOGIES CORP COM	Ticker: UTX	0.53%	USD 90.350	115.000	24,847.49 M	31,625.00		649.00	2.05%	
				11.21%			618,472.84	673,275.50	1,186.40	13,077.00	1.94%	
Information Technology	315.00	ACCENTURE PLC CLA	Ticker: ACN	0.47%	USD 79.780	88.310	25,129.34 M	28,132.65		642.50	2.28%	
	150.00	ALIBABA GROUP HOLDING LTD SP ADR	Ticker: BABA	0.26%	USD 87.860	103.940	13,182.08 M	15,591.00				
	570.00	ANALOG DEVICES INC COM	Ticker: ADI	0.53%	USD 55.000	55.520	31,919.15 M	31,646.40		843.50	2.67%	
	1,240.00	APPLE INC COM	Ticker: AAPL	2.27%	USD 78.640	110.380	97,517.85 M	136,871.20		2,331.20	1.70%	
	625.00	APPLE INC COM	Ticker: AAPL	1.15%	USD 87.840	110.380	54,901.65 M	66,987.50		1,175.00	1.70%	
	450.00	AUTOMATIC DATA PROCESSING INC COM	Ticker: ADP	0.63%	USD 57.000	83.370	25,648.65 M	37,516.50	220.50	882.00	2.35%	
	235.00	AVAGO TECHNOLOGIES LTD ORD	Ticker: AVGO	0.39%	USD 64.180	100.590	12,731.35 M	23,638.65		329.00	1.39%	



Deutsche Asset & Wealth Management

Detailed Portfolio Information

As of December 31, 2014

List of Holdings - Equities

Quantity	Security Description Security ID	% of Category	Local Unit Cost	Price in USD Local Price	Adjusted Cost Basis in USD	Market Value in USD	Accrued Income in USD	Estimated Annual Income in USD	Annual Yield %
Equity by Sector									
Information Technology									
695.00	BROADCOM CORP CL A Ticker: BRCM	0.50%	USD 36 920	43 330	25,661.43 M	30,114.95		333.60	1.11%
790.00	CISCO SYS INC COM Ticker: CSCO	0.37%	USD 27,340	27 815	21,600.44 M	21,973.85		600.40	2.73%
905.00	CISCO SYS INC COM Ticker: CSCO	0.42%	USD 24 350	27 815	22,036.10 M	25,172.58		687.80	2.73%
600.00	COGNIZANT TECH SOLUTIONS CORP CL A Ticker: CTSH	0.53%	USD 51 460	52 660	30,868.38 M	31,596.00			
680.00	FACEBOOK INC A COM Ticker: FB	0.88%	USD 59,170	78 020	40,233.82 M	53,053.60			
105.00	GOOGLE INC CL A COM Ticker: GOOGL	0.93%	USD 577 650	530 660	60,653.14 M	55,719.30			
105.00	GOOGLE INC CL C COM Ticker: GOOG	0.92%	USD 579 160	526 400	60,812.01 M	55,272.00			
1,955.00	INTEL CORP COM Ticker: INTC	1.18%	USD 32 130	36 290	62,815.26 M	70,946.95		1,759.50	2.48%
865.00	INTEL CORP COM Ticker: INTC	0.52%	USD 25 750	36 290	22,275.55 M	31,390.85		778.50	2.48%
320.00	INTUIT INC COM Ticker: INTU	0.49%	USD 76 270	92 190	24,406.80 M	29,500.80		320.00	1.08%
1,585.00	MICROSOFT CORP COM Ticker: MSFT	1.22%	USD 38 800	46 450	61,503.04 M	73,623.25		1,965.40	2.67%
780.00	MICROSOFT CORP COM Ticker: MSFT	0.60%	USD 34 660	46 450	27,037.91 M	36,231.00		967.20	2.67%
345.00	NXP SEMICONDUCTORS NV ORD Ticker: NXPI	0.44%	USD 62 220	76 400	21,466.69 M	26,358.00			
1,300.00	ORACLE CORP COM Ticker: ORCL	0.97%	USD 40 580	44 970	52,759.98	58,461.00		624.00	1.07%



Deutsche Asset & Wealth Management

Detailed Portfolio Information

As of December 31, 2014

List of Holdings - Equities

Equity by Sector Information	Quantity	Security Description	Security ID	% of Category	Local Unit Cost	Price in USD Local Price	Adjusted Cost Basis In USD	Market Value in USD	Accrued Income in USD	Estimated Annual Income in USD	Annual Yield %
Technology											
	160.00	PALO ALTO NETWORKS INC COM	Ticker PANW	0.33%	USD 76 940	122 570	12,310.56	19,611.20			
	405.00	QUALCOMM INC COM	Ticker QCOM	0.50%	USD 77 020	74 330	31,191.91 M	30,103.65		680.40	2.26%
	460.00	SALESFORCE COM INC COM	Ticker CRM	0.45%	USD 57 860	59 310	26,616.72 M	27,282.60			
	360.00	TEXAS INSTRS INC COM	Ticker TXN	0.31%	USD 28.670	53.465	10,035.05 M	18,712.75		476.00	2.54%
	290.00	VISA INC CL A COM	Ticker V	1.26%	USD 224.610	262.200	65,136.31 M	76,038.00		556.80	0.73%
	350.00	WESTERN DIGITAL CORP COM	Ticker WDC	0.65%	USD 94.440	110.700	33,052.49 M	38,745.00	140.00	560.00	1.45%
Total Information Technology				19.16%			973,508.66	1,152,280.83	360.50	10,513.00	1.43%
Materials											
	505.00	DOW CHEM CO COM	Ticker DOW	0.39%	USD 53 820	45 610	27,177.11 M	23,033.05	212.10	848.40	3.66%
	265.00	DOW CHEM CO COM	Ticker DOW	0.20%	USD 48 340	45 610	12,811.32	12,086.65	111.30	445.20	3.66%
	566.00	ECOLAB INC COM	Ticker ECL	0.98%	USD 106 600	104 520	60,170.57 M	59,053.80	186.45	745.80	1.25%
	625.00	FREEMORAN INC COM	Ticker FCX	0.24%	USD 35 110	23 360	21,846.21 M	14,600.00		781.25	5.35%
	105.00	MONSANTO CO NEW COM	Ticker MON	0.21%	USD 124.600	119.470	13,082.80	12,544.35		205.80	1.64%
	1,145.00	SEALED AIR CORP COM NEW	Ticker SEE	0.81%	USD 33 960	42 430	38,889.06 M	48,582.35		595.40	1.23%
Total Materials				2.83%			174,077.07	189,900.20	509.85	3,621.85	2.13%



Deutsche Asset & Wealth Management

Detailed Portfolio Information

As of December 31, 2014

List of Holdings - Equities

Quantity	Security Description Security ID	% of Category	Local Unit Cost	Price in USD Local Price	Adjusted Cost Basis in USD	Market Value in USD	Accrued Income in USD	Estimated Annual Income in USD	Annual Yield %
Equity by Sector									
Telecommunication Services									
1,115.00	AT & T INC COM Ticker T	0.62%	USD 35.100	33.590	39,135.73 M	37,452.85		2,096.20	5.60%
1,045.00	T MOBILE US INC COM Ticker TMUS	0.47%	USD 31.110	26.940	32,512.68 M	28,152.30			
3.00	VERIZON COMMUNICATIONS COM Ticker VZ	0.00%	USD 46.710	46.780	140.14	140.34		6.60	4.70%
2.00	VODAFONE GROUP PLC SPONSORED ADR Ticker VOD	0.00%	USD 49.960	34.170	99.91 M	68.34	1.09	3.60	5.27%
	Total Telecommunication Services	1.09%			71,888.46	65,813.83	1.09	2,106.40	3.20%
Utilities									
315.00	AMERICAN ELEC PWR INC COM Ticker AEP	0.32%	USD 43.070	60.720	13,567.28 M	19,126.80		667.80	3.48%
1,025.00	AMERICAN WATER WORKS COM Ticker AWK	0.91%	USD 44.480	53.300	45,592.75 M	54,632.50		1,271.00	2.33%
320.00	AMERICAN WATER WORKS COM Ticker AWK	0.28%	USD 38.460	53.300	12,305.87 M	17,056.00		396.80	2.33%
320.00	NEXTERA ENERGY INC COM Ticker NEE	0.57%	USD 88.680	106.290	28,376.13 M	34,012.80		928.00	2.73%
230.00	NEXTERA ENERGY INC COM Ticker NEE	0.41%	USD 66.370	106.290	15,035.10	24,446.70		667.00	2.73%
	Total Utilities	2.48%			114,877.13	149,274.60		3,930.60	2.63%
	Total Equity by Sector	100.00%			5,403,208.57	6,010,414.16	7,031.05	107,389.31	1.78%

Deutsche Asset & Wealth Management

Detailed Portfolio Information

As of December 31, 2014

List of Holdings - Equities


Quantity	Security Description Security ID	% of Category	Local Unit Cost	Price in USD Local Price	Adjusted Cost Basis in USD	Market Value in USD	Accrued Income in USD	Estimated Annual Income in USD	Annual Yield %
Equity Investment Funds									
20,862.93	CLEARBRIDGE SMALL CAP GROWTH FUND Y	11.08%	USD 29.550	29.580	616,596.58 M	617,125.53			
Ticker: SBPYX									
33,250.00	DEUTSCHE X TRACKERS MSCI EUROPE HEDGED HEDGED EQUITY FUND ETF	15.65%	USD 27.180	26.050	903,735.00	866,162.50		38,304.00	4.42%
Ticker: DBEU									
58,985.87	INVESCO EUROPEAN GROWTH FUND CLASS Y	36.78%	USD 39.140	34.730	2,308,876.36 M	2,048,579.20			
Ticker: AEDYX									
9,005.00	ISHARES MSCI PACIFIC EX-JAPAN ETF	7.11%	USD 46.650	43.950	420,066.84 M	395,769.75		17,136.52	4.33%
Ticker: EPP									
59,826.56	PARAMETRIC EMERGING MARKETS FUND I	15.05%	USD 14.880	14.010	890,274.08 M	838,156.03		13,400.92	1.60%
Ticker: EIEMX									
16,325.00	WISDOMTREE JAPAN HEDGED EQUITY FUND ETF	14.43%	USD 48.800	49.230	796,707.34 M	803,679.75		15,361.83	1.91%
Ticker: DXJ									
Total Equity Investment Funds					5,936,266.20	5,569,472.76		84,203.27	1.51%
Total Equities					11,339,462.77	11,579,886.92	7,031.05	191,592.58	1.65%
Total Accrued Income						7,031.05			
Total Equities Including Accrued Income						11,686,917.87			

A "M" following the amount displayed in the Adjusted Cost Basis column indicates multiple lots, a "U" indicates undetermined cost.

Summary:

Total Fixed Income 5,612,140
 Total Equities 11,579,887

 17,192,027
 =====



Nurture Nature Foundation
 GAAP
 Land, Buildings, Equipment
 12/31/2014

Asset:	Book Value			Accumulated Depreciation			NET	
	Beginning	Additions	Deletions	Ending	Beginning	Additions		Deletions
140 Northampton St								
Land	46,944			46,944	-			-
Land Improvements	5,812			5,812	3,574	780		4,354
Building & Improvements	2,790,408	12,624		2,803,032	204,180	73,306		277,486
Construction in Process	78,075		(50,320)	27,755	-			-
Machinery & Equipment	190,227	187,714		377,941	139,599	39,922		179,521
Furniture & Fixtures	330,788	15,152		345,940	277,071	22,856		299,927
Software	22,249	3,183		25,432	14,263	3,316		17,579
Total 140 Northampton St	3,464,503	218,673	(50,320)	3,632,856	638,687	140,180	-	778,867
516-20 Northampton St (Science Center)								
Land	54,000			54,000	-			-
Building	223,668			223,668	14,103	5,735		19,838
Building Improvements	3,616,321	44,858		3,661,179	223,420	93,066		316,486
Construction in Process	18,598	16,371		34,969	-			-
Furniture & Fixtures	5,755	1,200		6,955	453	822		1,275
Total Science Center	3,918,342	62,429	-	3,980,771	237,976	99,623	-	337,599
Equipment	13,068	1,094	-	14,162	11,400	1,912	-	13,312
Totals	7,395,913	282,196	(50,320)	7,627,769	888,063	241,715	-	1,129,778
								6,498,011

ATTACHMENT 13

FORM 990PF, PART II - OTHER ASSETS

<u>DESCRIPTION</u>	<u>BEGINNING BOOK VALUE</u>	<u>ENDING BOOK VALUE</u>	<u>ENDING FMV</u>
ARTWORK HELD FOR INVESTMENT	934,901.	893,501.	893,501.
PROGRAM RELATED ARTWORK	132,780.	132,090.	132,090.
TENANT SECURITY DEPOSITS	5,535.	5,535.	5,535.
TOTALS	<u>1,073,216.</u>	<u>1,031,126.</u>	<u>1,031,126.</u>

ATTACHMENT 14

FORM 990PF, PART II - MORTGAGES AND OTHER NOTES PAYABLE

LENDER: TASK FOUNDATION INC.
ORIGINAL AMOUNT: 1,500,000.
INTEREST RATE:
REPAYMENT TERMS: DUE ON DEMAND
PURPOSE OF LOAN: CHARITABLE

BEGINNING BALANCE DUE 1,500,000.

ENDING BALANCE DUE 1,500,000.

LENDER: ANDREW A. TIPTON & MARIE E. TIPTON
ORIGINAL AMOUNT: 109,000.
INTEREST RATE: 5.000000
DATE OF NOTE: 07/27/2009
MATURITY DATE: 07/27/2019
REPAYMENT TERMS: PAY IN 120 EQUAL MONTHLY INSTALLMENTS
PURPOSE OF LOAN: PROGRAM RELATED

BEGINNING BALANCE DUE 67,466.

ENDING BALANCE DUE 56,721.

TOTAL BEGINNING MORTGAGES AND OTHER NOTES PAYABLE 1,567,466.

TOTAL ENDING MORTGAGES AND OTHER NOTES PAYABLE 1,556,721.

THE NOTES PAYABLE LISTED ABOVE ARE DUE TO THE LENDERS FROM EASTON HOTEL RESTORATION LLC, A WHOLLY CONTROLLED ENTITY OF THE NURTURE NATURE FOUNDATION.

ATTACHMENT 15

FORM 990PF, PART II - OTHER LIABILITIES

<u>DESCRIPTION</u>	<u>BEGINNING BOOK VALUE</u>	<u>ENDING BOOK VALUE</u>
SECURITY PAYABLE	3,755.	3,755.
FEDERAL EXCISE TAXES PAYABLE	200,000.	
TOTALS	<u>203,755.</u>	<u>3,755.</u>

ATTACHMENT 16

FORM 990PF, PART III - OTHER INCREASES IN NET WORTH OR FUND BALANCES

<u>DESCRIPTION</u>	<u>AMOUNT</u>
UNREALIZED GAIN ON INVESTMENTS IN SEC	23,501.
TOTAL	<u>23,501.</u>

ATTACHMENT 17

FORM 990PF, PART III - OTHER DECREASES IN NET WORTH OR FUND BALANCES

<u>DESCRIPTION</u>	<u>AMOUNT</u>
UNREALIZED LOSS ON INVESTMENTS IN ART	39,400.
TOTAL	<u>39,400.</u>

FORM 990FE, PART VIII - LIST OF OFFICERS, DIRECTORS, AND TRUSTEES

ATTACHMENT 18

CONTRIBUTIONS TO EMPLOYEE BENEFIT PLANS
EXPENSE ACCT AND OTHER ALLOWANCES

COMPENSATION

TITLE AND AVERAGE HOURS PER WEEK DEVOTED TO POSITION

NAME AND ADDRESS

ROBERT J. KHEEL 112 WEST 34TH STREET 18TH FLOOR, #18055 NEW YORK, NY 10120	PRESIDENT & TREASURER/DIRECTOR 12.00	0	0	0
JANE STANLEY 112 WEST 34TH STREET 18TH FLOOR, #18055 NEW YORK, NY 10120	VICE PRES/SECRETARY/DIRECTOR 30.00	0	0	0
EDWARD PECK 112 WEST 34TH STREET 18TH FLOOR, #18055 NEW YORK, NY 10120	DIRECTOR 3.00	0	0	0
GRAND TOTALS		0	0	0

990PF, PART VIII - COMPENSATION OF THE FIVE HIGHEST PAID EMPLOYEES

ATTACHMENT 19

<u>NAME AND ADDRESS</u>	<u>TITLE AND AVERAGE HOURS PER WEEK DEVOTED TO POSITION</u>	<u>COMPENSATION</u>	<u>CONTRIBUTIONS TO EMPLOYEE BENEFIT PLANS</u>
-------------------------	---	---------------------	--

RACHEL HOGAN CARR 518 NORTHAMPTON STREET EASTON, PA 18042	SENIOR PROG OFFICER 25.00	56,598.	6,072.
---	------------------------------	---------	--------

CARR IS IN CHARGE OF ALL OF THE PROGRAM WORK CONDUCTED FROM NNF'S EASTON OFFICE. HER PROGRAM RESPONSIBILITIES INCLUDE OVERSEEING THE DEVELOPMENT OF THE ENVIRONMENTAL SCIENCE CENTER THERE, COORDINATING AND ENGAGING IN OUTREACH ABOUT ENVIRONMENTAL RISK ISSUES, AND SUPERVISING OTHER EMPLOYEES WORKING AT THE CENTER. SHE ALSO HAS MANAGEMENT AND OVERSIGHT RESPONSIBILITY FOR THE PHYSICAL FACILITY WHERE THE PROGRAM WORK TAKES PLACE.

KELLY LYNN NEETZ 518 NORTHAMPTON STREET EASTON, PA 18042	BOOKKEEPER 34.00	49,269.	11,396.
--	---------------------	---------	---------

TOTAL, COMPENSATION	<u>105,867.</u>	<u>17,468.</u>
---------------------	-----------------	----------------

990PF, PART VIII- COMPENSATION OF THE FIVE HIGHEST PAID PROFESSIONALSATTACHMENT 20

<u>NAME AND ADDRESS</u>	<u>TYPE OF SERVICE</u>	<u>COMPENSATION</u>
EISNERAMPER LLP 750 THIRD AVENUE NEW YORK, NY 10017	ACCOUNTING/TAX	148,490.
KOMANOFF ENERGY ASSOCIATES 11 HANOVER SQ #15 NEW YORK, NY 10005 CONSULTING FEES TO FURTHER THE FOUNDATION'S TRANSIT PROGRAM (SEE DESCRIPTION ON FORM 990-PF PART IX-A)	CONSULTING FEES	72,145.
	TOTAL COMPENSATION	<u>220,635.</u>

FORM 990PF, PART XV - NAME, ADDRESS AND PHONE FOR APPLICATIONS

JANE STANLEY
112 WEST 34TH ST, 18TH FL, #18055
NEW YORK, NY 10120
212-421-0772

NURTURE NATURE FOUNDATION

13-3637915

FORM 990E, PART XV - GRANTS AND CONTRIBUTIONS PAID DURING THE YEAR

ATTACHMENT 22

<u>RECIPIENT NAME AND ADDRESS</u>	<u>RELATIONSHIP TO SUBSTANTIAL CONTRIBUTOR AND FOUNDATION STATUS OF RECIPIENT</u>	<u>PURPOSE OF GRANT OR CONTRIBUTION</u>	<u>AMOUNT</u>
GREATER EASTON DEVELOPMENT PARTNERSHIP EASTON FARMERS MARKET, 35 S THIRD STREET EASTON, PA 18042	NONE PC	GENERAL SUPPORT	5,000
NURTURE NATURE CENTER 518 NORTHAMPTON EASTON, PA 18042	RELATED PC	GENERAL SUPPORT	80,000.
INTERNATIONAL DOCUMENTARY ASSOCIATION 3470 WILSHIRE BLVD , SUITE 980 LOS ANGELES, CA 90010	NONE PC	GENERAL SUPPORT	25,000
REGIONAL PLAN ASSOCIATION INC 4 IRVING PLACE 7TH FLOOR NEW YORK, NY 10003	NONE PC	GENERAL SUPPORT	67,000
CHRISTODORA INC 1 E 53RD STREET, #1401 NEW YORK, NY 10022-4200	NONE PC	GENERAL SUPPORT	2,500
CHRISTODORA INC 1 E. 53RD STREET, #1401 NEW YORK, NY 10022-4200	NONE PC	GENERAL SUPPORT	30

TOTAL CONTRIBUTIONS PAID

179,530

**FORM 990-PF - PART IV
CAPITAL GAINS AND LOSSES FOR TAX ON INVESTMENT INCOME**

Kind of Property		Description				P or D	Date acquired	Date sold
Gross sale price less expenses of sale	Depreciation allowed/ allowable	Cost or other basis	FMV as of 12/31/69	Adj basis as of 12/31/69	Excess of FMV over adj basis		Gain or (loss)	
		TOTAL CAPITAL GAIN DISTRIBUTIONS					166,066.	
10,196.		SALE OF ARTWORK PROPERTY TYPE: OTHER				D	10,196.	
2,815,675.		ST GAIN ON SALE OF SECURITIES PROPERTY TYPE: SECURITIES 2,744,265.				P	VARIOUS	VARIOUS
11649634.		SALE OF SECURITIES PROPERTY TYPE: SECURITIES 11649634.				P	VARIOUS	VARIOUS
49,815.		LT GAIN ON SALE OF SECURITIES PROPERTY TYPE: SECURITIES 47,088.				P	VARIOUS	VARIOUS
468,479.		LT LOSS ON SALE OF SECURITIES PROPERTY TYPE: SECURITIES 474,861.				P	VARIOUS	VARIOUS
TOTAL GAIN (LOSS)							<u>244,017.</u>	

Application for Extension of Time To File an Exempt Organization Return

OMB No 1545-1709

▶ File a separate application for each return.
 ▶ Information about Form 8868 and its instructions is at www.irs.gov/form8868.

- If you are filing for an **Automatic 3-Month Extension**, complete only **Part I** and check this box
- If you are filing for an **Additional (Not Automatic) 3-Month Extension**, complete only **Part II** (on page 2 of this form)

Do not complete Part II unless you have already been granted an automatic 3-month extension on a previously filed Form 8868

Electronic filing (e-file). You can electronically file Form 8868 if you need a 3-month automatic extension of time to file (6 months for a corporation required to file Form 990-T), or an additional (not automatic) 3-month extension of time. You can electronically file Form 8868 to request an extension of time to file any of the forms listed in Part I or Part II with the exception of Form 8870, Information Return for Transfers Associated With Certain Personal Benefit Contracts, which must be sent to the IRS in paper format (see instructions). For more details on the electronic filing of this form, visit www.irs.gov/efile and click on *e-file for Charities & Nonprofits*

Part I Automatic 3-Month Extension of Time. Only submit original (no copies needed).

A corporation required to file Form 990-T and requesting an automatic 6-month extension - check this box and complete Part I only

All other corporations (including 1120-C filers), partnerships, REMICs, and trusts must use Form 7004 to request an extension of time to file income tax returns Enter filer's identifying number, see instructions

Type or print	Name of exempt organization or other filer, see instructions NURTURE NATURE FOUNDATION	Employer identification number (EIN) or 13-3637915
File by the due date for filing your return. See instructions	Number, street, and room or suite no. If a P O box, see instructions 112 WEST 34TH STREET, 18TH FLOOR, #18055	Social security number (SSN)
	City, town or post office, state, and ZIP code. For a foreign address, see instructions NEW YORK, NY 10120	

Enter the Return code for the return that this application is for (file a separate application for each return) 04

Application Is For	Return Code	Application Is For	Return Code
Form 990 or Form 990-EZ	01	Form 990-T (cor	07
Form 990-BL	02	Form 1041-A	08
Form 4720 (individual)	03	Form 4720 (othe	09
Form 990-PF	04	Form 5227	10
Form 990-T (sec 401(a) or 408(a) trust)	05	Form 6069	11
Form 990-T (trust other than above)	06	Form 8870	12

THIS FORM HAS BEEN FILED BY OUR OFFICE ON YOUR BEHALF

THIS IS YOUR COPY

• The books are in the care of ▶ JANE STANLEY, 112 WEST 34TH ST, 18TH FL, #18055 NEW YORK, NY 10120

Telephone No ▶ 212 421-0772 FAX No ▶ _____

- If the organization does not have an office or place of business in the United States, check this box
- If this is for a Group Return, enter the organization's four digit Group Exemption Number (GEN) _____ If this is for the whole group, check this box If it is for part of the group, check this box and attach a list with the names and EINs of all members the extension is for

1 I request an automatic 3-month (6 months for a corporation required to file Form 990-T) extension of time until 08/15, 2015, to file the exempt organization return for the organization named above. The extension is for the organization's return for

▶ calendar year 2014 or

▶ tax year beginning _____, 20____, and ending _____, 20____

2 If the tax year entered in line 1 is for less than 12 months, check reason Initial return Final return Change in accounting period

3a If this application is for Form 990-BL, 990-PF, 990-T, 4720, or 6069, enter the tentative tax, less any nonrefundable credits. See instructions.	3a	\$ 19,234.
b If this application is for Form 990-PF, 990-T, 4720, or 6069, enter any refundable credits and estimated tax payments made. Include any prior year overpayment allowed as a credit.	3b	\$ 11,734.
c Balance due. Subtract line 3b from line 3a. Include your payment with this form, if required, by using EFTPS (Electronic Federal Tax Payment System). See instructions.	3c	\$ 7,500.

Caution. If you are going to make an electronic funds withdrawal (direct debit) with this Form 8868, see Form 8453-EO and Form 8879-EO for payment instructions.