



See a Social Security Number? Say Something!
Report Privacy Problems to <https://public.resource.org/privacy>
Or call the IRS Identity Theft Hotline at 1-800-908-4490



Form **990-PF**

Department of the Treasury
Internal Revenue Service

Return of Private Foundation

or Section 4947(a)(1) Trust Treated as Private Foundation

▶ Do not enter social security numbers on this form as it may be made public.

▶ Information about Form 990-PF and its instructions is at www.irs.gov/form990pf.


OMB No 1545-0052

2014

Open to Public Inspection

For calendar year 2014, or tax year beginning 01-01-2014, and ending 12-31-2014

Name of foundation Boveri-Trackman Family Foundation Inc		A Employer identification number 04-3189191	
Number and street (or P O box number if mail is not delivered to street address) c/o Wilder and Shea One Hollis St R		B Telephone number (see instructions) (781) 235-3400	
City or town, state or province, country, and ZIP or foreign postal code Wellesley, MA 02482		C If exemption application is pending, check here <input type="checkbox"/>	
G Check all that apply <input type="checkbox"/> Initial return <input type="checkbox"/> Initial return of a former public charity <input type="checkbox"/> Final return <input type="checkbox"/> Amended return <input type="checkbox"/> Address change <input type="checkbox"/> Name change		D 1. Foreign organizations, check here <input type="checkbox"/> 2. Foreign organizations meeting the 85% test, check here and attach computation <input type="checkbox"/>	
H Check type of organization <input checked="" type="checkbox"/> Section 501(c)(3) exempt private foundation <input type="checkbox"/> Section 4947(a)(1) nonexempt charitable trust <input type="checkbox"/> Other taxable private foundation		E If private foundation status was terminated under section 507(b)(1)(A), check here <input type="checkbox"/>	
I Fair market value of all assets at end of year (from Part II, col. (c), line 16)▶\$ 1,949,798		F If the foundation is in a 60-month termination under section 507(b)(1)(B), check here <input type="checkbox"/>	
J Accounting method <input checked="" type="checkbox"/> Cash <input type="checkbox"/> Accrual <input type="checkbox"/> Other (specify) _____ (Part I, column (d) must be on cash basis.)			

Part I Analysis of Revenue and Expenses (The total of amounts in columns (b), (c), and (d) may not necessarily equal the amounts in column (a) (see instructions))		(a) Revenue and expenses per books	(b) Net investment income	(c) Adjusted net income	(d) Disbursements for charitable purposes (cash basis only)
Revenue	1 Contributions, gifts, grants, etc , received (attach schedule)				
	2 Check <input checked="" type="checkbox"/> if the foundation is not required to attach Sch B				
	3 Interest on savings and temporary cash investments				
	4 Dividends and interest from securities.	46,157	46,157		
	5a Gross rents				
	b Net rental income or (loss) _____				
	6a Net gain or (loss) from sale of assets not on line 10 	172,103			
	b Gross sales price for all assets on line 6a <u>935,408</u>				
	7 Capital gain net income (from Part IV, line 2) . . .		172,103		
	8 Net short-term capital gain				
	9 Income modifications				
	10a Gross sales less returns and allowances				
Operating and Administrative Expenses	b Less Cost of goods sold				
	c Gross profit or (loss) (attach schedule)				
	11 Other income (attach schedule)				
	12 Total. Add lines 1 through 11	218,260	218,260		
	13 Compensation of officers, directors, trustees, etc				
	14 Other employee salaries and wages				
	15 Pension plans, employee benefits				
	16a Legal fees (attach schedule) 	1,199	599		600
	b Accounting fees (attach schedule) 	3,875	1,938		1,938
	c Other professional fees (attach schedule)				
	17 Interest				
	18 Taxes (attach schedule) (see instructions) . . . 	3,364	176		
	19 Depreciation (attach schedule) and depletion . . .				
	20 Occupancy				
	21 Travel, conferences, and meetings				
	22 Printing and publications				
	23 Other expenses (attach schedule) 	140			
	24 Total operating and administrative expenses.				
	Add lines 13 through 23	8,578	2,713		2,538
	25 Contributions, gifts, grants paid	50,000			50,000
	26 Total expenses and disbursements. Add lines 24 and 25	58,578	2,713		52,538
	27 Subtract line 26 from line 12				
	a Excess of revenue over expenses and disbursements	159,682			
	b Net investment income (if negative, enter -0-)		215,547		
	c Adjusted net income (if negative, enter -0-)				

Part II Balance Sheets		Attached schedules and amounts in the description column should be for end-of-year amounts only (See instructions)	Beginning of year	End of year	
			(a) Book Value	(b) Book Value	(c) Fair Market Value
Assets	1	Cash—non-interest-bearing			
	2	Savings and temporary cash investments	265,037	418,908	418,908
	3	Accounts receivable ▶ _____ Less allowance for doubtful accounts ▶ _____			
	4	Pledges receivable ▶ _____ Less allowance for doubtful accounts ▶ _____			
	5	Grants receivable			
	6	Receivables due from officers, directors, trustees, and other disqualified persons (attach schedule) (see instructions)			
	7	Other notes and loans receivable (attach schedule) ▶ _____ Less allowance for doubtful accounts ▶ _____			
	8	Inventories for sale or use			
	9	Prepaid expenses and deferred charges			
	10a	Investments—U S and state government obligations (attach schedule)			
	b	Investments—corporate stock (attach schedule)	1,139,173	1,129,696	913,906
	c	Investments—corporate bonds (attach schedule).			
	11	Investments—land, buildings, and equipment basis ▶ _____ Less accumulated depreciation (attach schedule) ▶ _____			
	12	Investments—mortgage loans			
	13	Investments—other (attach schedule)	468,411	491,153	627,654
	14	Land, buildings, and equipment basis ▶ _____ Less accumulated depreciation (attach schedule) ▶ _____			
15	Other assets (describe ▶ _____)	-2,580	-10,034	-10,670	
16	Total assets (to be completed by all filers—see the instructions Also, see page 1, item I)	1,870,041	2,029,723	1,949,798	
Liabilities	17	Accounts payable and accrued expenses			
	18	Grants payable			
	19	Deferred revenue			
	20	Loans from officers, directors, trustees, and other disqualified persons			
	21	Mortgages and other notes payable (attach schedule)			
	22	Other liabilities (describe ▶ _____)			
	23	Total liabilities (add lines 17 through 22)		0	
Net Assets or Fund Balances	Foundations that follow SFAS 117, check here ▶ <input type="checkbox"/> and complete lines 24 through 26 and lines 30 and 31.				
	24	Unrestricted			
	25	Temporarily restricted			
	26	Permanently restricted			
	Foundations that do not follow SFAS 117, check here ▶ <input checked="" type="checkbox"/> and complete lines 27 through 31.				
	27	Capital stock, trust principal, or current funds			
	28	Paid-in or capital surplus, or land, bldg , and equipment fund			
	29	Retained earnings, accumulated income, endowment, or other funds	1,870,041	2,029,723	
	30	Total net assets or fund balances (see instructions)	1,870,041	2,029,723	
31	Total liabilities and net assets/fund balances (see instructions) . . .	1,870,041	2,029,723		

Part III Analysis of Changes in Net Assets or Fund Balances		
1	Total net assets or fund balances at beginning of year—Part II, column (a), line 30 (must agree with end-of-year figure reported on prior year’s return)	11,870,041
2	Enter amount from Part I, line 27a	2159,682
3	Other increases not included in line 2 (itemize) ▶ _____	3
4	Add lines 1, 2, and 3	42,029,723
5	Decreases not included in line 2 (itemize) ▶ _____	5
6	Total net assets or fund balances at end of year (line 4 minus line 5)—Part II, column (b), line 30 .	62,029,723

Part IV

Capital Gains and Losses for Tax on Investment Income

(a) List and describe the kind(s) of property sold (e g , real estate, 2-story brick warehouse, or common stock, 200 shs MLC Co)		(b) How acquired P—Purchase D—Donation	(c) Date acquired (mo , day, yr)	(d) Date sold (mo , day, yr)
1a	See Additional Data Table			
b				
c				
d				
e				

(e) Gross sales price	(f) Depreciation allowed (or allowable)	(g) Cost or other basis plus expense of sale	(h) Gain or (loss) (e) plus (f) minus (g)
a See Additional Data Table			
b			
c			
d			
e			

Complete only for assets showing gain in column (h) and owned by the foundation on 12/31/69			(I) Gains (Col (h) gain minus col (k), but not less than -0-) or Losses (from col (h))
(i) F M V as of 12/31/69	(j) Adjusted basis as of 12/31/69	(k) Excess of col (i) over col (j), if any	
a See Additional Data Table			
b			
c			
d			
e			

2	Capital gain net income or (net capital loss)	{ If gain, also enter in Part I, line 7 If (loss), enter -0- in Part I, line 7 }	2	172,103
3	Net short-term capital gain or (loss) as defined in sections 1222(5) and (6) If gain, also enter in Part I, line 8, column (c) (see instructions) If (loss), enter -0- in Part I, line 8	}	3	41,018

Part V

Qualification Under Section 4940(e) for Reduced Tax on Net Investment Income

(For optional use by domestic private foundations subject to the section 4940(a) tax on net investment income)

If section 4940(d)(2) applies, leave this part blank

Was the foundation liable for the section 4942 tax on the distributable amount of any year in the base period? ☐ Yes ☒ No

If "Yes," the foundation does not qualify under section 4940(e) Do not complete this part

1 Enter the appropriate amount in each column for each year, see instructions before making any entries

(a) Base period years Calendar year (or tax year beginning in)	(b) Adjusted qualifying distributions	(c) Net value of noncharitable-use assets	(d) Distribution ratio (col (b) divided by col (c))
2013	104,620	1,779,791	000 058782
2012	116,947	1,584,213	000 073820
2011	76,015	1,601,125	000 047476
2010	68,168	1,552,987	000 043895
2009	36,177	1,358,939	000 026622

2	Total of line 1, column (d).	2	000 250595
3	Average distribution ratio for the 5-year base period—divide the total on line 2 by 5, or by the number of years the foundation has been in existence if less than 5 years	3	000 050119
4	Enter the net value of noncharitable-use assets for 2014 from Part X, line 5.	4	1,931,757
5	Multiply line 4 by line 3.	5	96,818
6	Enter 1% of net investment income (1% of Part I, line 27b).	6	2,155
7	Add lines 5 and 6.	7	98,973
8	Enter qualifying distributions from Part XII, line 4.	8	52,538

If line 8 is equal to or greater than line 7, check the box in Part VI, line 1b, and complete that part using a 1% tax rate See
the Part VI instructions

Part VI

Excise Tax Based on Investment Income (Section 4940(a), 4940(b), 4940(e), or 4948—see page 18 of the instructions)

1a		Exempt operating foundations described in section 4940(d)(2), check here <input type="checkbox"/> and enter "N/A" on line 1			
b		Domestic foundations that meet the section 4940(e) requirements in Part V, check here <input type="checkbox"/> and enter 1% of Part I, line 27b		14,311	
c		All other domestic foundations enter 2% of line 27b. Exempt foreign organizations enter 4% of Part I, line 12, col. (b)			
2		Tax under section 511 (domestic section 4947(a)(1) trusts and taxable foundations only. Others enter -0-)		2	
3		Add lines 1 and 2.		34,311	
4		Subtitle A (income) tax (domestic section 4947(a)(1) trusts and taxable foundations only. Others enter -0-)		4	
5		Tax based on investment income. Subtract line 4 from line 3. If zero or less, enter -0-		54,311	
6		Credits/Payments			
a		2014 estimated tax payments and 2013 overpayment credited to 2014		6a	2,006
b		Exempt foreign organizations—tax withheld at source		6b	
c		Tax paid with application for extension of time to file (Form 8868)		6c	3,312
d		Backup withholding erroneously withheld		6d	
7		Total credits and payments. Add lines 6a through 6d.		7	5,318
8		Enter any penalty for underpayment of estimated tax. Check here <input type="checkbox"/> if Form 2220 is attached.		8	7
9		Tax due. If the total of lines 5 and 8 is more than line 7, enter amount owed		9	
10		Overpayment. If line 7 is more than the total of lines 5 and 8, enter the amount overpaid.		10	1,000
11		Enter the amount of line 10 to be Credited to 2015 estimated tax <input type="checkbox"/> 1,000 Refunded <input type="checkbox"/>		11	

Part VII-A

Statements Regarding Activities

1a		During the tax year, did the foundation attempt to influence any national, state, or local legislation or did it participate or intervene in any political campaign?		1a		No
b		Did it spend more than \$100 during the year (either directly or indirectly) for political purposes (see Instructions for definition)?		1b		No
		If the answer is "Yes" to 1a or 1b, attach a detailed description of the activities and copies of any materials published or distributed by the foundation in connection with the activities.				
c		Did the foundation file Form 1120-POL for this year?		1c		No
d		Enter the amount (if any) of tax on political expenditures (section 4955) imposed during the year (1) On the foundation <input type="checkbox"/> \$ (2) On foundation managers <input type="checkbox"/> \$				
e		Enter the reimbursement (if any) paid by the foundation during the year for political expenditure tax imposed on foundation managers <input type="checkbox"/> \$				
2		Has the foundation engaged in any activities that have not previously been reported to the IRS?		2		
		If "Yes," attach a detailed description of the activities.				
3		Has the foundation made any changes, not previously reported to the IRS, in its governing instrument, articles of incorporation, or bylaws, or other similar instruments? If "Yes," attach a conformed copy of the changes		3		No
4a		Did the foundation have unrelated business gross income of \$1,000 or more during the year?		4a		No
b		If "Yes," has it filed a tax return on Form 990-T for this year?		4b		
5		Was there a liquidation, termination, dissolution, or substantial contraction during the year?		5		No
		If "Yes," attach the statement required by General Instruction T.				
6		Are the requirements of section 508(e) (relating to sections 4941 through 4945) satisfied either				
		• By language in the governing instrument, or				
		• By state legislation that effectively amends the governing instrument so that no mandatory directions that conflict with the state law remain in the governing instrument?		6	Yes	
7		Did the foundation have at least \$5,000 in assets at any time during the year? If "Yes," complete Part II, col. (c), and Part XV.		7	Yes	
8a		Enter the states to which the foundation reports or with which it is registered (see instructions) <input type="checkbox"/> MA				
b		If the answer is "Yes" to line 7, has the foundation furnished a copy of Form 990-PF to the Attorney General (or designate) of each state as required by General Instruction G? If "No," attach explanation .		8b	Yes	
9		Is the foundation claiming status as a private operating foundation within the meaning of section 4942(j)(3) or 4942(j)(5) for calendar year 2014 or the taxable year beginning in 2014 (see instructions for Part XIV)? If "Yes," complete Part XIV		9		No
10		Did any persons become substantial contributors during the tax year? If "Yes," attach a schedule listing their names and addresses.		10		No

Part VII-A

Statements Regarding Activities *(continued)*

11	At any time during the year, did the foundation, directly or indirectly, own a controlled entity within the meaning of section 512(b)(13)? If "Yes," attach schedule (see instructions).	11		No
12	Did the foundation make a distribution to a donor advised fund over which the foundation or a disqualified person had advisory privileges? If "Yes," attach statement (see instructions)	12		No
13	Did the foundation comply with the public inspection requirements for its annual returns and exemption application?	13	Yes	
Website address N/A				
14	The books are in care of Wilder & Shea Telephone no (617) 235-3400 Located at 1 Hollis St Wellesley MA ZIP+4 02181			
15	Section 4947(a)(1) nonexempt charitable trusts filing Form 990-PF in lieu of Form 1041 —Check here and enter the amount of tax-exempt interest received or accrued during the year.	15		
16	At any time during calendar year 2014, did the foundation have an interest in or a signature or other authority over a bank, securities, or other financial account in a foreign country?	16	Yes	No
See instructions for exceptions and filing requirements for FinCEN Form 114, Report of Foreign Bank and Financial Accounts (FBAR) If "Yes", enter the name of the foreign country				

Part VII-B

Statements Regarding Activities for Which Form 4720 May Be Required

File Form 4720 if any item is checked in the "Yes" column, unless an exception applies.			Yes	No
1a	During the year did the foundation (either directly or indirectly) (1) Engage in the sale or exchange, or leasing of property with a disqualified person? Yes No (2) Borrow money from, lend money to, or otherwise extend credit to (or accept it from) a disqualified person?. Yes No (3) Furnish goods, services, or facilities to (or accept them from) a disqualified person? Yes No (4) Pay compensation to, or pay or reimburse the expenses of, a disqualified person? Yes No (5) Transfer any income or assets to a disqualified person (or make any of either available for the benefit or use of a disqualified person)?. Yes No (6) Agree to pay money or property to a government official? (Exception. Check "No" if the foundation agreed to make a grant to or to employ the official for a period after termination of government service, if terminating within 90 days). Yes No			
b	If any answer is "Yes" to 1a(1)–(6), did any of the acts fail to qualify under the exceptions described in Regulations section 53.4941(d)-3 or in a current notice regarding disaster assistance (see instructions)? Organizations relying on a current notice regarding disaster assistance check here.	1b		
c	Did the foundation engage in a prior year in any of the acts described in 1a, other than excepted acts, that were not corrected before the first day of the tax year beginning in 2014?.	1c		No
2	Taxes on failure to distribute income (section 4942) (does not apply for years the foundation was a private operating foundation defined in section 4942(j)(3) or 4942(j)(5))			
a	At the end of tax year 2014, did the foundation have any undistributed income (lines 6d and 6e, Part XIII) for tax year(s) beginning before 2014?. If "Yes," list the years 20 , 20 , 20 , 20			
b	Are there any years listed in 2a for which the foundation is not applying the provisions of section 4942(a)(2) (relating to incorrect valuation of assets) to the year's undistributed income? (If applying section 4942(a)(2) to all years listed, answer "No" and attach statement—see instructions).	2b		
c	If the provisions of section 4942(a)(2) are being applied to any of the years listed in 2a, list the years here 20 , 20 , 20 , 20			
3a	Did the foundation hold more than a 2% direct or indirect interest in any business enterprise at any time during the year?. Yes No			
b	If "Yes," did it have excess business holdings in 2014 as a result of (1) any purchase by the foundation or disqualified persons after May 26, 1969, (2) the lapse of the 5-year period (or longer period approved by the Commissioner under section 4943(c)(7)) to dispose of holdings acquired by gift or bequest, or (3) the lapse of the 10-, 15-, or 20-year first phase holding period? (Use Schedule C, Form 4720, to determine if the foundation had excess business holdings in 2014.).	3b		
4a	Did the foundation invest during the year any amount in a manner that would jeopardize its charitable purposes?	4a		No
b	Did the foundation make any investment in a prior year (but after December 31, 1969) that could jeopardize its charitable purpose that had not been removed from jeopardy before the first day of the tax year beginning in 2014?	4b		No

Part VII-B

Statements Regarding Activities for Which Form 4720 May Be Required (continued)

5a	During the year did the foundation pay or incur any amount to			
	(1) Carry on propaganda, or otherwise attempt to influence legislation (section 4945(e))?	<input type="checkbox"/> Yes <input checked="" type="checkbox"/> No		
	(2) Influence the outcome of any specific public election (see section 4955), or to carry on, directly or indirectly, any voter registration drive?	<input type="checkbox"/> Yes <input checked="" type="checkbox"/> No		
	(3) Provide a grant to an individual for travel, study, or other similar purposes?	<input type="checkbox"/> Yes <input checked="" type="checkbox"/> No		
	(4) Provide a grant to an organization other than a charitable, etc , organization described in section 4945(d)(4)(A)? (see instructions).	<input type="checkbox"/> Yes <input checked="" type="checkbox"/> No		
	(5) Provide for any purpose other than religious, charitable, scientific, literary, or educational purposes, or for the prevention of cruelty to children or animals?	<input type="checkbox"/> Yes <input checked="" type="checkbox"/> No		
b	If any answer is "Yes" to 5a(1)–(5), did any of the transactions fail to qualify under the exceptions described in Regulations section 53.4945 or in a current notice regarding disaster assistance (see instructions)?	5b		
	Organizations relying on a current notice regarding disaster assistance check here.	<input checked="" type="checkbox"/>		
c	If the answer is "Yes" to question 5a(4), does the foundation claim exemption from the tax because it maintained expenditure responsibility for the grant?	<input type="checkbox"/> Yes <input type="checkbox"/> No		
	If "Yes," attach the statement required by Regulations section 53.4945–5(d).			
6a	Did the foundation, during the year, receive any funds, directly or indirectly, to pay premiums on a personal benefit contract?	<input type="checkbox"/> Yes <input checked="" type="checkbox"/> No		
b	Did the foundation, during the year, pay premiums, directly or indirectly, on a personal benefit contract?	6b		No
	If "Yes" to 6b, file Form 8870.			
7a	At any time during the tax year, was the foundation a party to a prohibited tax shelter transaction?	<input type="checkbox"/> Yes <input type="checkbox"/> No		
b	If yes, did the foundation receive any proceeds or have any net income attributable to the transaction?	7b		No

Part VIII

Information About Officers, Directors, Trustees, Foundation Managers, Highly Paid Employees, and Contractors

1 List all officers, directors, trustees, foundation managers and their compensation (see instructions).				
(a) Name and address	(b) Title, and average hours per week devoted to position	(c) Compensation (If not paid, enter -0-)	(d) Contributions to employee benefit plans and deferred compensation	(e) Expense account, other allowances
Philip Trackman	President, Director	0		
12 Ash St Cambridge, MA 02138	000 00			
Kathleen Fowler	Treasurer, Director,	0		
586 Main St PO Box 2038 Dennis, MA 02638	Asst Clerk 000 00			
Leslie B Shea	Clerk, Director	0		
1 Hollis St Ste 410 Wellesley, MA 02482	000 00			
Stephen Trackman	Director	0		
124 Delissa Ct Stateline, NV 89449	000 00			
2 Compensation of five highest-paid employees (other than those included on line 1—see instructions). If none, enter "NONE."				
(a) Name and address of each employee paid more than \$50,000	(b) Title, and average hours per week devoted to position	(c) Compensation	(d) Contributions to employee benefit plans and deferred compensation	(e) Expense account, other allowances
Total number of other employees paid over \$50,000.				

Part VIII

3 Five highest-paid independent contractors for professional services (see instructions). If none, enter "NONE".

(a) Name and address of each person paid more than \$50,000

Total number of others receiving over \$50,000 for professional services. ▶

Part IX-A

List the foundation's four largest direct charitable activities during the tax year. Include relevant statistical information such as the number of organizations and other beneficiaries served, conferences convened, research papers produced, etc.

Part IX-B

Describe the two largest program-related investments made by the foundation during the tax year on lines 1 and 2

Part X

Minimum Investment Return (All domestic foundations must complete this part. Foreign foundations, see instructions.)

1	Fair market value of assets not used (or held for use) directly in carrying out charitable, etc , purposes		
a	Average monthly fair market value of securities.	1a	1,709,840
b	Average of monthly cash balances.	1b	249,425
c	Fair market value of all other assets (see instructions).	1c	1,910
d	Total (add lines 1a, b, and c).	1d	1,961,175
e	Reduction claimed for blockage or other factors reported on lines 1a and 1c (attach detailed explanation).	1e	
2	Acquisition indebtedness applicable to line 1 assets.	2	
3	Subtract line 2 from line 1d.	3	1,961,175
4	Cash deemed held for charitable activities Enter 1 1/2% of line 3 (for greater amount, see instructions)	4	29,418
5	Net value of noncharitable-use assets. Subtract line 4 from line 3 Enter here and on Part V, line 4	5	1,931,757
6	Minimum investment return. Enter 5% of line 5.	6	96,588

Part XI

Distributable Amount (see instructions) (Section 4942(j)(3) and (j)(5) private operating foundations and certain foreign organizations check here and do not complete this part.)

1	Minimum investment return from Part X, line 6.	1	96,588
2a	Tax on investment income for 2014 from Part VI, line 5.	2a	4,311
b	Income tax for 2014 (This does not include the tax from Part VI).	2b	
c	Add lines 2a and 2b.	2c	4,311
3	Distributable amount before adjustments Subtract line 2c from line 1.	3	92,277
4	Recoveries of amounts treated as qualifying distributions.	4	
5	Add lines 3 and 4.	5	92,277
6	Deduction from distributable amount (see instructions).	6	
7	Distributable amount as adjusted Subtract line 6 from line 5 Enter here and on Part XIII, line 1.	7	92,277

Part XII

Qualifying Distributions (see instructions)

1	Amounts paid (including administrative expenses) to accomplish charitable, etc , purposes		
a	Expenses, contributions, gifts, etc —total from Part I, column (d), line 26	1a	52,538
b	Program-related investments—total from Part IX-B.	1b	
2	Amounts paid to acquire assets used (or held for use) directly in carrying out charitable, etc , purposes.	2	
3	Amounts set aside for specific charitable projects that satisfy the		
a	Suitability test (prior IRS approval required).	3a	
b	Cash distribution test (attach the required schedule).	3b	
4	Qualifying distributions. Add lines 1a through 3b Enter here and on Part V, line 8, and Part XIII, line 4	4	52,538
5	Foundations that qualify under section 4940(e) for the reduced rate of tax on net investment income Enter 1% of Part I, line 27b (see instructions).	5	
6	Adjusted qualifying distributions. Subtract line 5 from line 4.	6	52,538

Note: The amount on line 6 will be used in Part V, column (b), in subsequent years when calculating whether the foundation qualifies for the section 4940(e) reduction of tax in those years

Part XIII

Undistributed Income (see instructions)

	(a) Corpus	(b) Years prior to 2013	(c) 2013	(d) 2014
1 Distributable amount for 2014 from Part XI, line 7				92,277
2 Undistributed income, if any, as of the end of 2014				
a Enter amount for 2013 only.				
b Total for prior years 20____, 20____, 20____				
3 Excess distributions carryover, if any, to 2014				
a From 2009.				
b From 2010.				
c From 2011.				
d From 2012.				38,252
e From 2013.				20,794
f Total of lines 3a through e.	59,046			
4 Qualifying distributions for 2014 from Part XII, line 4 ▶ \$ 52,538				
a Applied to 2013, but not more than line 2a				
b Applied to undistributed income of prior years (Election required—see instructions).				
c Treated as distributions out of corpus (Election required—see instructions).				
d Applied to 2014 distributable amount.				52,538
e Remaining amount distributed out of corpus				
5 Excess distributions carryover applied to 2014 (If an amount appears in column (d), the same amount must be shown in column (a).)	39,739			39,739
6 Enter the net total of each column as indicated below:				
a Corpus Add lines 3f, 4c, and 4e Subtract line 5	19,307			
b Prior years' undistributed income Subtract line 4b from line 2b.				
c Enter the amount of prior years' undistributed income for which a notice of deficiency has been issued, or on which the section 4942(a) tax has been previously assessed.				
d Subtract line 6c from line 6b Taxable amount—see instructions				
e Undistributed income for 2013 Subtract line 4a from line 2a Taxable amount—see instructions				
f Undistributed income for 2014 Subtract lines 4d and 5 from line 1 This amount must be distributed in 2015				0
7 Amounts treated as distributions out of corpus to satisfy requirements imposed by section 170(b)(1)(F) or 4942(g)(3) (Election may be required - see instructions)				
8 Excess distributions carryover from 2009 not applied on line 5 or line 7 (see instructions) . . .				
9 Excess distributions carryover to 2015. Subtract lines 7 and 8 from line 6a	19,307			
10 Analysis of line 9				
a Excess from 2010. . . .				
b Excess from 2011. . . .				
c Excess from 2012. . . .				
d Excess from 2013. . . .				19,307
e Excess from 2014. . . .				

Part XIVPrivate Operating Foundations (see instructions and Part VII-A, question 9)

1a

If the foundation has received a ruling or determination letter that it is a private operating foundation, and the ruling is effective for 2014, enter the date of the ruling.

b

Check box to indicate whether the organization is a private operating foundation described in section 4942(j)(3) or 4942(j)(5)

☐ 4942(j)(3) or ☐ 4942(j)(5)

2a

Enter the lesser of the adjusted net income from Part I or the minimum investment return from Part X for each year listed

Tax year	Prior 3 years				(e) Total
(a) 2014	(b) 2013	(c) 2012	(d) 2011		
b 85% of line 2a					
c Qualifying distributions from Part XII, line 4 for each year listed					
d Amounts included in line 2c not used directly for active conduct of exempt activities					
e Qualifying distributions made directly for active conduct of exempt activities Subtract line 2d from line 2c					
3 Complete 3a, b, or c for the alternative test relied upon					
a "Assets" alternative test—enter					
(1) Value of all assets					
(2) Value of assets qualifying under section 4942(j)(3)(B)(i)					
b "Endowment" alternative test— enter 2/3 of minimum investment return shown in Part X, line 6 for each year listed.					
c "Support" alternative test—enter					
(1) Total support other than gross investment income (interest, dividends, rents, payments on securities loans (section 512(a)(5)), or royalties).					
(2) Support from general public and 5 or more exempt organizations as provided in section 4942(j)(3)(B)(iii).					
(3) Largest amount of support from an exempt organization					
(4) Gross investment income					

Part XVSupplementary Information (Complete this part only if the organization had \$5,000 or more in assets at any time during the year—see instructions.)

1

Information Regarding Foundation Managers:

a

List any managers of the foundation who have contributed more than 2% of the total contributions received by the foundation before the close of any tax year (but only if they have contributed more than \$5,000) (See section 507(d)(2))

Philip Trackman

b

List any managers of the foundation who own 10% or more of the stock of a corporation (or an equally large portion of the ownership of a partnership or other entity) of which the foundation has a 10% or greater interest

None

2

Information Regarding Contribution, Grant, Gift, Loan, Scholarship, etc., Programs:

Check here ☒ if the foundation only makes contributions to preselected charitable organizations and does not accept unsolicited requests for funds If the foundation makes gifts, grants, etc (see instructions) to individuals or organizations under other conditions, complete items 2a, b, c, and d

a

The name, address, and telephone number or email address of the person to whom applications should be addressed

b

The form in which applications should be submitted and information and materials they should include

c

Any submission deadlines

d

Any restrictions or limitations on awards, such as by geographical areas, charitable fields, kinds of institutions, or other factors

Form 990-PF (2014)

Part XV

Supplementary Information (continued)

3 Grants and Contributions Paid During the Year or Approved for Future Payment

Recipient	If recipient is an individual, show any relationship to any foundation manager or substantial contributor	Foundation status of recipient	Purpose of grant or contribution	Amount
Name and address (home or business)				
a Paid during the year See Additional Data Table				
Total			3a	50,000
b Approved for future payment				
Total			3b	

Enter gross amounts unless otherwise indicated

Part XVI-B Relationship of Activities to the Accomplishment of Exempt Purposes

[illegible]

4. Did the organization directly or indirectly engage in any of the following with any other organization described in section 501(c) of the Code (other than section 501(c)(3) organizations) or in section 527, relating to political organizations?

(1) Cash.	1a(1)		No
(2) Other assets.	1a(2)		No
b Other transactions			
(1) Sales of assets to a noncharitable exempt organization.	1b(1)		No
(2) Purchases of assets from a noncharitable exempt organization.	1b(2)		No
(3) Rental of facilities, equipment, or other assets.	1b(3)		No
(4) Reimbursement arrangements.	1b(4)		No
(5) Loans or loan guarantees.	1b(5)		No
(6) Performance of services or membership or fundraising solicitations.	1b(6)		No
c Sharing of facilities, equipment, mailing lists, other assets, or paid employees.	1c		No

[illegible]

b If "Yes," complete the following schedule

(a) Name of organization	(b) Type of organization	(c) Description of relationship

Under penalties of perjury, I declare that I have examined this return, including accompanying schedules and statements, and to the best of my knowledge and belief, it is true, correct, and complete. Declaration of preparer (other than taxpayer) is based on all information of which preparer has any knowledge.

***** 2015-05-11 *****

Signature of officer or trustee Date Title

May the IRS discuss this return with the preparer shown below (see instr)? ☒ Yes ☐ No

Paid Preparer Use Only	Print/Type preparer's name Paul Fendler	Preparer's Signature	Date 2015-05-11	Check if self-employed <input checked="" type="checkbox"/>	PTIN
	Firm's name <input checked="" type="checkbox"/> Max-Well Professional Services Inc			Firm's EIN <input checked="" type="checkbox"/>	
	Firm's address <input checked="" type="checkbox"/> 27 Radcliffe Ave Rye, NY 10580			Phone no (774) 200-1425	

Form 990PF Part IV - Capital Gains and Losses for Tax on Investment Income - Columns a - d

(a) List and describe the kind(s) of property sold (e g , real estate, 2-story brick warehouse, or common stock, 200 shs MLC Co)	(b) How acquired P—Purchase D—Donation	(c) Date acquired (mo , day, yr)	(d) Date sold (mo , day, yr)
Call US Steel	P	2013-12-12	2014-01-06
Call US Steel	P	2013-12-12	2014-01-06
Call McDonalds	P	2013-11-08	2014-01-17
Call Atria Group	P	2013-10-23	2014-01-17
Call Ishares MSCI Japan	P	2013-09-23	2014-01-17
Merck Co	P	2013-03-01	2014-01-17
Merck Co	P	2013-03-27	2014-01-17
Merck Co	P	2013-10-14	2014-01-17
Merck Co	P	2013-11-05	2014-01-17
Call SPDR DJ Indust	P	2014-01-17	2014-01-23

Form 990PF Part IV - Capital Gains and Losses for Tax on Investment Income - Columns e - h

(e) Gross sales price	(f) Depreciation allowed (or allowable)	(g) Cost or other basis plus expense of sale	(h) Gain or (loss) (e) plus (f) minus (g)
105		243	-138
158		364	-206
277			277
241			241
918			918
5,038		4,264	774
10,075		8,815	1,260
5,038		4,673	365
5,038		4,553	485
553		217	336

Form 990PF Part IV - Capital Gains and Losses for Tax on Investment Income - Columns i - l

Complete only for assets showing gain in column (h) and owned by the foundation on 12/31/69			(l) Gains (Col (h) gain minus col (k), but not less than -0-) or Losses (from col (h))
(i) F M V as of 12/31/69	(j) Adjusted basis as of 12/31/69	(k) Excess of col (i) over col (j), if any	
			-138
			-206
			277
			241
			918
			774
			1,260
			365
			485
			336

Form 990PF Part IV - Capital Gains and Losses for Tax on Investment Income - Columns a - d

(a) List and describe the kind(s) of property sold (e g , real estate, 2-story brick warehouse, or common stock, 200 shs MLC Co)	(b) How acquired P—Purchase D—Donation	(c) Date acquired (mo , day, yr)	(d) Date sold (mo , day, yr)
Skyworks Solutions	P	2011-03-16	2014-01-17
Skyworks Solutions	P	2011-03-22	2014-01-17
Skyworks Solutions	P	2011-04-07	2014-01-17
Skyworks Solutions	P	2011-06-20	2014-01-17
Skyworks Solutions	P	2012-05-23	2014-01-17
Call Atria Group	P	2014-01-22	2014-02-03
Call Atria Group	P	2014-01-22	2014-02-03
Call Atria Group	P	2014-01-22	2014-02-03
Call Rackspace	P	2014-02-10	2014-02-11
Call Rackspace	P	2014-02-10	2014-02-11

Form 990PF Part IV - Capital Gains and Losses for Tax on Investment Income - Columns e - h

(e) Gross sales price	(f) Depreciation allowed (or allowable)	(g) Cost or other basis plus expense of sale	(h) Gain or (loss) (e) plus (f) minus (g)
5,657		6,201	-544
5,657		6,075	-418
2,828		2,763	65
5,657		4,415	1,242
8,485		7,656	829
31		11	20
63		21	42
219		75	144
98		12	86
98		12	86

Form 990PF Part IV - Capital Gains and Losses for Tax on Investment Income - Columns i - l

Complete only for assets showing gain in column (h) and owned by the foundation on 12/31/69			(l) Gains (Col (h) gain minus col (k), but not less than -0-) or Losses (from col (h))
(i) F M V as of 12/31/69	(j) Adjusted basis as of 12/31/69	(k) Excess of col (i) over col (j), if any	
			-544
			-418
			65
			1,242
			829
			20
			42
			144
			86
			86

Form 990PF Part IV - Capital Gains and Losses for Tax on Investment Income - Columns a - d

(a) List and describe the kind(s) of property sold (e g , real estate, 2-story brick warehouse, or common stock, 200 shs MLC Co)	(b) How acquired P—Purchase D—Donation	(c) Date acquired (mo , day, yr)	(d) Date sold (mo , day, yr)
Call Rackspace	P	2014-02-10	2014-02-11
Call Rackspace	P	2014-02-10	2014-02-11
Call Rackspace	P	2014-02-10	2014-02-11
Call Rackspace	P	2014-02-10	2014-02-11
Call Coca Cola	P	2013-12-13	2014-02-21
Call Coca Cola	P	2013-12-13	2014-02-21
Call Coca Cola	P	2013-12-13	2014-02-21
Call Cisco Systems	P	2014-01-27	2014-02-21
Call Cisco Systems	P	2014-01-27	2014-02-21
Call Halliburton	P	2014-01-13	2014-02-21

Form 990PF Part IV - Capital Gains and Losses for Tax on Investment Income - Columns e - h

(e) Gross sales price	(f) Depreciation allowed (or allowable)	(g) Cost or other basis plus expense of sale	(h) Gain or (loss) (e) plus (f) minus (g)
98		12	86
98		12	86
197		23	174
393		47	346
21			21
85			85
107			107
102			102
171			171
29		72	-43

Form 990PF Part IV - Capital Gains and Losses for Tax on Investment Income - Columns i - l

Complete only for assets showing gain in column (h) and owned by the foundation on 12/31/69			(l) Gains (Col (h) gain minus col (k), but not less than -0-) or Losses (from col (h))
(i) F M V as of 12/31/69	(j) Adjusted basis as of 12/31/69	(k) Excess of col (i) over col (j), if any	
			86
			86
			174
			346
			21
			85
			107
			102
			171
			-43

Form 990PF Part IV - Capital Gains and Losses for Tax on Investment Income - Columns a - d

(a) List and describe the kind(s) of property sold (e g , real estate, 2-story brick warehouse, or common stock, 200 shs MLC Co)	(b) How acquired P—Purchase D—Donation	(c) Date acquired (mo , day, yr)	(d) Date sold (mo , day, yr)
Call Halliburton	P	2014-01-13	2014-02-21
Call Morgan Stanley	P	2013-11-25	2014-02-21
Call Morgan Stanley	P	2013-11-25	2014-02-21
Call Powershares	P	2014-02-11	2014-02-21
Call Powershares	P	2014-02-11	2014-02-21
Call Powershares	P	2014-02-11	2014-02-21
Call Powershares	P	2014-02-11	2014-02-21
Call Powershares	P	2014-02-11	2014-02-21
Direxion	P	2014-01-27	2014-02-21
Direxion	P	2014-01-31	2014-02-21

Form 990PF Part IV - Capital Gains and Losses for Tax on Investment Income - Columns e - h

(e) Gross sales price	(f) Depreciation allowed (or allowable)	(g) Cost or other basis plus expense of sale	(h) Gain or (loss) (e) plus (f) minus (g)
114		286	-172
71			71
106			106
21		37	-16
21		37	-16
21		37	-16
64		110	-46
85		147	-62
6,110		5,765	345
6,110		5,740	370

Form 990PF Part IV - Capital Gains and Losses for Tax on Investment Income - Columns i - l

Complete only for assets showing gain in column (h) and owned by the foundation on 12/31/69			(l) Gains (Col (h) gain minus col (k), but not less than -0-) or Losses (from col (h))
(i) F M V as of 12/31/69	(j) Adjusted basis as of 12/31/69	(k) Excess of col (i) over col (j), if any	
			-172
			71
			106
			-16
			-16
			-16
			-46
			-62
			345
			370

Form 990PF Part IV - Capital Gains and Losses for Tax on Investment Income - Columns a - d

(a) List and describe the kind(s) of property sold (e g , real estate, 2-story brick warehouse, or common stock, 200 shs MLC Co)	(b) How acquired P—Purchase D—Donation	(c) Date acquired (mo , day, yr)	(d) Date sold (mo , day, yr)
Call Ford Motor	P	2014-01-09	2014-02-24
Call Ford Motor	P	2014-01-09	2014-02-24
Call Ford Motor	P	2014-01-09	2014-02-24
Call Ford Motor	P	2014-01-09	2014-02-24
Call Ford Motor	P	2014-01-09	2014-02-24
Call Ford Motor	P	2014-01-09	2014-02-24
Call Ishares MSCI Japan	P	2014-01-22	2014-03-12
Call Ishares MSCI Japan	P	2014-01-22	2014-03-12
Call Ishares MSCI Japan	P	2014-01-22	2014-03-12
Call Citigroup	P	2014-02-14	2014-03-21

Form 990PF Part IV - Capital Gains and Losses for Tax on Investment Income - Columns e - h

(e) Gross sales price	(f) Depreciation allowed (or allowable)	(g) Cost or other basis plus expense of sale	(h) Gain or (loss) (e) plus (f) minus (g)
21		3	18
21		4	17
21		4	17
21		4	17
43		7	36
85		15	70
23		13	10
564		348	216
925		542	383
187			187

Form 990PF Part IV - Capital Gains and Losses for Tax on Investment Income - Columns i - l

Complete only for assets showing gain in column (h) and owned by the foundation on 12/31/69			(l) Gains (Col (h) gain minus col (k), but not less than -0-) or Losses (from col (h))
(i) F M V as of 12/31/69	(j) Adjusted basis as of 12/31/69	(k) Excess of col (i) over col (j), if any	
			18
			17
			17
			17
			36
			70
			10
			216
			383
			187

Form 990PF Part IV - Capital Gains and Losses for Tax on Investment Income - Columns a - d

(a) List and describe the kind(s) of property sold (e g , real estate, 2-story brick warehouse, or common stock, 200 shs MLC Co)	(b) How acquired P—Purchase D—Donation	(c) Date acquired (mo , day, yr)	(d) Date sold (mo , day, yr)
Call SPDR DJ Indust	P	2014-02-18	2014-03-21
Call Citigroup	P	2014-03-24	2014-03-27
Call Citigroup	P	2014-03-24	2014-03-17
Call Freeport	P	2014-03-04	2014-04-17
Call Powershares	P	2014-04-02	2014-04-17
Call SPDR SP 500	P	2014-03-04	2014-04-17
Call SPDR SP 500	P	2014-03-04	2014-04-17
Halliburton Co	P	2013-12-09	2014-04-17
Halliburton Co	P	2013-12-09	2014-04-17
Halliburton Co	P	2012-11-12	2014-04-17

Form 990PF Part IV - Capital Gains and Losses for Tax on Investment Income - Columns e - h

(e) Gross sales price	(f) Depreciation allowed (or allowable)	(g) Cost or other basis plus expense of sale	(h) Gain or (loss) (e) plus (f) minus (g)
238			238
83		23	60
124		35	89
122			122
203			203
240			240
320			320
5,868		5,011	857
11,737		9,853	1,884
11,737		6,149	5,588

Form 990PF Part IV - Capital Gains and Losses for Tax on Investment Income - Columns i - l

Complete only for assets showing gain in column (h) and owned by the foundation on 12/31/69			(l) Gains (Col (h) gain minus col (k), but not less than -0-) or Losses (from col (h))
(i) F M V as of 12/31/69	(j) Adjusted basis as of 12/31/69	(k) Excess of col (i) over col (j), if any	
			238
			60
			89
			122
			203
			240
			320
			857
			1,884
			5,588

Form 990PF Part IV - Capital Gains and Losses for Tax on Investment Income - Columns a - d

(a) List and describe the kind(s) of property sold (e g , real estate, 2-story brick warehouse, or common stock, 200 shs MLC Co)	(b) How acquired P—Purchase D—Donation	(c) Date acquired (mo , day, yr)	(d) Date sold (mo , day, yr)
BP PLC	P	2014-03-24	2014-05-06
Call Coca Cola	P	2014-03-11	2014-05-16
Call Coca Cola	P	2014-03-11	2014-05-16
Call US Steel	P	2014-04-22	2014-05-16
Call US Steel	P	2014-04-22	2014-05-16
Call US Steel	P	2014-04-22	2014-05-16
Call US Steel	P	2014-04-22	2014-05-16
Call US Steel	P	2014-04-22	2014-05-16
Call Morgan Stanley	P	2014-03-11	2014-05-16
Call Morgan Stanley	P	2014-03-11	2014-05-16

Form 990PF Part IV - Capital Gains and Losses for Tax on Investment Income - Columns e - h

(e) Gross sales price	(f) Depreciation allowed (or allowable)	(g) Cost or other basis plus expense of sale	(h) Gain or (loss) (e) plus (f) minus (g)
48,482		46,439	2,043
105		331	-226
158		496	-338
11			11
11			11
23			23
23			23
45			45
33			33
329			329

Form 990PF Part IV - Capital Gains and Losses for Tax on Investment Income - Columns i - l

Complete only for assets showing gain in column (h) and owned by the foundation on 12/31/69			(l) Gains (Col (h) gain minus col (k), but not less than -0-) or Losses (from col (h))
(i) F M V as of 12/31/69	(j) Adjusted basis as of 12/31/69	(k) Excess of col (i) over col (j), if any	
			2,043
			-226
			-338
			11
			11
			23
			23
			45
			33
			329

Form 990PF Part IV - Capital Gains and Losses for Tax on Investment Income - Columns a - d

(a) List and describe the kind(s) of property sold (e g , real estate, 2-story brick warehouse, or common stock, 200 shs MLC Co)	(b) How acquired P—Purchase D—Donation	(c) Date acquired (mo , day, yr)	(d) Date sold (mo , day, yr)
Call Morgan Stanley	P	2014-03-11	2014-05-16
Call Citigroup	P	2014-03-27	2014-05-16
Call SPDR DJ Indust	P	2014-03-28	2014-05-16
Call SPDR DJ Indust	P	2014-03-28	2014-05-16
Call SPDR DJ Indust	P	2014-05-19	2014-05-20
Call SPDR DJ Indust	P	2014-05-19	2014-05-20
Call SPDR DJ Indust	P	2014-05-19	2014-05-20
Call SPDR SP 500	P	2014-05-05	2014-05-30
Call SPDR SP 500	P	2014-05-05	2014-05-30
Call SPDR SP 500	P	2014-05-05	2014-05-30

Form 990PF Part IV - Capital Gains and Losses for Tax on Investment Income - Columns e - h

(e) Gross sales price	(f) Depreciation allowed (or allowable)	(g) Cost or other basis plus expense of sale	(h) Gain or (loss) (e) plus (f) minus (g)
460			460
316			316
162			162
162			162
106		82	24
319		245	74
638		490	148
44		41	3
88		82	6
88		82	6

Form 990PF Part IV - Capital Gains and Losses for Tax on Investment Income - Columns i - l

Complete only for assets showing gain in column (h) and owned by the foundation on 12/31/69			(l) Gains (Col (h) gain minus col (k), but not less than -0-) or Losses (from col (h))
(i) F M V as of 12/31/69	(j) Adjusted basis as of 12/31/69	(k) Excess of col (i) over col (j), if any	
			460
			316
			162
			162
			24
			74
			148
			3
			6
			6

Form 990PF Part IV - Capital Gains and Losses for Tax on Investment Income - Columns a - d

(a) List and describe the kind(s) of property sold (e g , real estate, 2-story brick warehouse, or common stock, 200 shs MLC Co)	(b) How acquired P—Purchase D—Donation	(c) Date acquired (mo , day, yr)	(d) Date sold (mo , day, yr)
Call SPDR SP 500	P	2014-05-05	2014-05-30
Powershares Q Q Q	P	2013-09-23	2014-05-30
Powershares Q Q Q	P	2014-03-27	2014-05-30
Powershares Q Q Q	P	2014-04-07	2014-05-30
Altria Group	P	2013-07-26	2014-06-11
Altria Group	P	2013-08-19	2014-06-11
Altria Group	P	2013-08-22	2014-06-11
Altria Group	P	2013-09-04	2014-06-11
Altria Group	P	2014-01-22	2014-06-11
Call McDonalds	P	2014-01-22	2014-06-19

Form 990PF Part IV - Capital Gains and Losses for Tax on Investment Income - Columns e - h

(e) Gross sales price	(f) Depreciation allowed (or allowable)	(g) Cost or other basis plus expense of sale	(h) Gain or (loss) (e) plus (f) minus (g)
88		82	6
9,064		7,861	1,203
9,064		8,708	356
9,064		8,565	499
3,822		3,567	255
3,822		3,420	402
3,822		3,355	467
7,645		6,845	800
7,645		7,511	134
88		182	-94

Form 990PF Part IV - Capital Gains and Losses for Tax on Investment Income - Columns i - l

Complete only for assets showing gain in column (h) and owned by the foundation on 12/31/69			(l) Gains (Col (h) gain minus col (k), but not less than -0-) or Losses (from col (h))
(i) F M V as of 12/31/69	(j) Adjusted basis as of 12/31/69	(k) Excess of col (i) over col (j), if any	
			6
			1,203
			356
			499
			255
			402
			467
			800
			134
			-94

Form 990PF Part IV - Capital Gains and Losses for Tax on Investment Income - Columns a - d

(a) List and describe the kind(s) of property sold (e g , real estate, 2-story brick warehouse, or common stock, 200 shs MLC Co)	(b) How acquired P—Purchase D—Donation	(c) Date acquired (mo , day, yr)	(d) Date sold (mo , day, yr)
Call McDonalds	P	2014-01-22	2014-06-19
Call Coca Cola	P	2014-04-08	2014-06-20
Call Cisco Systems	P	2014-03-04	2014-06-20
Call McDonalds	P	2014-04-11	2014-06-20
Call Freeport	P	2014-04-22	2014-06-20
Call Freeport	P	2014-04-22	2014-06-20
Call Freeport	P	2014-04-22	2014-06-20
Call Rackspace	P	2014-02-24	2014-06-20
Call SPDR SP 500	P	2014-05-30	2014-06-20
Powershares QQQ	P	2012-05-24	2014-05-30

Form 990PF Part IV - Capital Gains and Losses for Tax on Investment Income - Columns e - h

(e) Gross sales price	(f) Depreciation allowed (or allowable)	(g) Cost or other basis plus expense of sale	(h) Gain or (loss) (e) plus (f) minus (g)
795		1,564	-769
173		627	-454
153		591	-438
294			294
33			33
65			65
65			65
673			673
560		1,344	-784
9,064		6,216	2,848

Form 990PF Part IV - Capital Gains and Losses for Tax on Investment Income - Columns i - l

Complete only for assets showing gain in column (h) and owned by the foundation on 12/31/69			(l) Gains (Col (h) gain minus col (k), but not less than -0-) or Losses (from col (h))
(i) F M V as of 12/31/69	(j) Adjusted basis as of 12/31/69	(k) Excess of col (i) over col (j), if any	
			-769
			-454
			-438
			294
			33
			65
			65
			673
			-784
			2,848

Form 990PF Part IV - Capital Gains and Losses for Tax on Investment Income - Columns a - d

(a) List and describe the kind(s) of property sold (e g , real estate, 2-story brick warehouse, or common stock, 200 shs MLC Co)	(b) How acquired P—Purchase D—Donation	(c) Date acquired (mo , day, yr)	(d) Date sold (mo , day, yr)
Powershares Q Q Q	P	2012-10-10	2014-05-30
Powershares Q Q Q	P	2012-10-19	2014-05-30
Powershares Q Q Q	P	2012-11-07	2014-05-30
Powershares Q Q Q	P	2012-11-14	2014-05-30
Powershares Q Q Q	P	2012-11-20	2014-05-30
Powershares Q Q Q	P	2013-02-06	2014-05-30
Altria Group	P	2013-03-14	2014-06-11
Altria Group	P	2013-03-19	2014-06-11
Freeport McMoran Copper	P	2014-02-20	2014-07-10
Freeport McMoran Copper	P	2014-02-20	2014-07-10

Form 990PF Part IV - Capital Gains and Losses for Tax on Investment Income - Columns e - h

(e) Gross sales price	(f) Depreciation allowed (or allowable)	(g) Cost or other basis plus expense of sale	(h) Gain or (loss) (e) plus (f) minus (g)
18,127		13,431	4,696
18,127		13,215	4,912
9,064		6,444	2,620
9,064		6,291	2,773
18,127		12,739	5,388
9,064		6,751	2,313
7,645		6,747	898
3,822		3,377	445
3,719		3,363	356
11,158		10,090	1,068

Form 990PF Part IV - Capital Gains and Losses for Tax on Investment Income - Columns i - l

Complete only for assets showing gain in column (h) and owned by the foundation on 12/31/69			(l) Gains (Col (h) gain minus col (k), but not less than -0-) or Losses (from col (h))
(i) F M V as of 12/31/69	(j) Adjusted basis as of 12/31/69	(k) Excess of col (i) over col (j), if any	
			4,696
			4,912
			2,620
			2,773
			5,388
			2,313
			898
			445
			356
			1,068

Form 990PF Part IV - Capital Gains and Losses for Tax on Investment Income - Columns a - d

(a) List and describe the kind(s) of property sold (e g , real estate, 2-story brick warehouse, or common stock, 200 shs MLC Co)	(b) How acquired P—Purchase D—Donation	(c) Date acquired (mo , day, yr)	(d) Date sold (mo , day, yr)
Freeport McMoran Copper	P	2014-02-20	2014-07-10
Freeport McMoran Copper	P	2014-03-12	2014-07-10
Freeport McMoran Copper	P	2014-03-19	2014-07-10
Freeport McMoran Copper	P	2014-03-19	2014-07-10
Call Coca Cola	P	2014-06-20	2014-07-18
Call Coca Cola	P	2014-06-20	2014-07-18
Call Coca Cola	P	2014-06-20	2014-07-18
Call Coca Cola	P	2014-06-20	2014-07-18
Call Coca Cola	P	2014-06-20	2014-07-18
Call Coca Cola	P	2014-06-20	2014-07-18

Form 990PF Part IV - Capital Gains and Losses for Tax on Investment Income - Columns e - h

(e) Gross sales price	(f) Depreciation allowed (or allowable)	(g) Cost or other basis plus expense of sale	(h) Gain or (loss) (e) plus (f) minus (g)
3,719		3,290	429
7,439		6,203	1,236
3,719		3,107	612
7,439		6,214	1,225
30		45	-15
30		45	-15
30		45	-15
30		45	-15
91		134	-43
91		134	-43

Form 990PF Part IV - Capital Gains and Losses for Tax on Investment Income - Columns i - l

Complete only for assets showing gain in column (h) and owned by the foundation on 12/31/69			(l) Gains (Col (h) gain minus col (k), but not less than -0-) or Losses (from col (h))
(i) F M V as of 12/31/69	(j) Adjusted basis as of 12/31/69	(k) Excess of col (i) over col (j), if any	
			429
			1,236
			612
			1,225
			-15
			-15
			-15
			-15
			-43
			-43

Form 990PF Part IV - Capital Gains and Losses for Tax on Investment Income - Columns a - d

(a) List and describe the kind(s) of property sold (e g , real estate, 2-story brick warehouse, or common stock, 200 shs MLC Co)	(b) How acquired P—Purchase D—Donation	(c) Date acquired (mo , day, yr)	(d) Date sold (mo , day, yr)
Call McDonalds	P	2014-06-19	2014-07-18
Call McDonalds	P	2014-06-19	2014-07-18
Call Morgan Stanley	P	2014-05-23	2014-07-18
Call Morgan Stanley	P	2014-05-23	2014-07-18
Call Morgan Stanley	P	2014-05-23	2014-07-18
Call Morgan Stanley	P	2014-05-23	2014-07-18
Call Morgan Stanley	P	2014-05-23	2014-07-18
Call Citigroup	P	2014-05-08	2014-07-18
Call SPDR DJ Indust	P	2014-05-21	2014-07-18
Call SPDR DJ Indust	P	2014-05-21	2014-07-18

Form 990PF Part IV - Capital Gains and Losses for Tax on Investment Income - Columns e - h

(e) Gross sales price	(f) Depreciation allowed (or allowable)	(g) Cost or other basis plus expense of sale	(h) Gain or (loss) (e) plus (f) minus (g)
39			39
353			353
18			18
72			72
72			72
89			89
197			197
346			346
106			106
195			195

Form 990PF Part IV - Capital Gains and Losses for Tax on Investment Income - Columns i - l

Complete only for assets showing gain in column (h) and owned by the foundation on 12/31/69			(l) Gains (Col (h) gain minus col (k), but not less than -0-) or Losses (from col (h))
(i) F M V as of 12/31/69	(j) Adjusted basis as of 12/31/69	(k) Excess of col (i) over col (j), if any	
			39
			353
			18
			72
			72
			89
			197
			346
			106
			195

Form 990PF Part IV - Capital Gains and Losses for Tax on Investment Income - Columns a - d

(a) List and describe the kind(s) of property sold (e g , real estate, 2-story brick warehouse, or common stock, 200 shs MLC Co)	(b) How acquired P—Purchase D—Donation	(c) Date acquired (mo , day, yr)	(d) Date sold (mo , day, yr)
Call JP Morgan	P	2014-06-26	2014-07-18
Call SPDR DJ Indust	P	2014-07-21	2014-08-01
Call SPDR DJ Indust	P	2014-07-21	2014-08-01
Call US Steel	P	2014-08-01	2014-08-14
Call Cisco Systems	P	2014-06-20	2014-08-15
Call Range Res	P	2014-07-25	2014-08-15
Call Citigroup	P	2014-07-21	2014-08-15
Call Citigroup	P	2014-05-19	2014-08-15
Call JP Morgan	P	2014-07-22	2014-08-15
Call JP Morgan	P	2014-07-22	2014-08-15

Form 990PF Part IV - Capital Gains and Losses for Tax on Investment Income - Columns e - h

(e) Gross sales price	(f) Depreciation allowed (or allowable)	(g) Cost or other basis plus expense of sale	(h) Gain or (loss) (e) plus (f) minus (g)
42			42
376		65	311
537		93	444
1,000		2,800	-1,800
458			458
262			262
202			202
92			92
57			57
85			85

Form 990PF Part IV - Capital Gains and Losses for Tax on Investment Income - Columns i - l

Complete only for assets showing gain in column (h) and owned by the foundation on 12/31/69			(l) Gains (Col (h) gain minus col (k), but not less than -0-) or Losses (from col (h))
(i) F M V as of 12/31/69	(j) Adjusted basis as of 12/31/69	(k) Excess of col (i) over col (j), if any	
			42
			311
			444
			-1,800
			458
			262
			202
			92
			57
			85

Form 990PF Part IV - Capital Gains and Losses for Tax on Investment Income - Columns a - d

(a) List and describe the kind(s) of property sold (e g , real estate, 2-story brick warehouse, or common stock, 200 shs MLC Co)	(b) How acquired P—Purchase D—Donation	(c) Date acquired (mo , day, yr)	(d) Date sold (mo , day, yr)
Direxion	P	2014-08-04	2014-08-22
Direxion	P	2014-08-05	2014-08-22
Call Citigroup	P	2014-08-18	2014-09-04
Call Pfizer	P	2014-09-18	2014-09-19
Call Pfizer	P	2014-09-18	2014-09-19
Call Pfizer	P	2014-09-18	2014-09-19
Call Pfizer	P	2014-09-18	2014-09-19
Call Coca Cola	P	2014-07-18	2014-09-19
Call Ford Motor	P	2014-08-20	2014-09-19
Call Ford Motor	P	2014-08-20	2014-09-19

Form 990PF Part IV - Capital Gains and Losses for Tax on Investment Income - Columns e - h

(e) Gross sales price	(f) Depreciation allowed (or allowable)	(g) Cost or other basis plus expense of sale	(h) Gain or (loss) (e) plus (f) minus (g)
7,964		7,295	669
7,964		7,136	828
293		1,707	-1,414
8			8
8			8
33			33
33			33
562			562
8			8
8			8

Form 990PF Part IV - Capital Gains and Losses for Tax on Investment Income - Columns i - l

Complete only for assets showing gain in column (h) and owned by the foundation on 12/31/69			(l) Gains (Col (h) gain minus col (k), but not less than -0-) or Losses (from col (h))
(i) F M V as of 12/31/69	(j) Adjusted basis as of 12/31/69	(k) Excess of col (i) over col (j), if any	
			669
			828
			-1,414
			8
			8
			33
			33
			562
			8
			8

Form 990PF Part IV - Capital Gains and Losses for Tax on Investment Income - Columns a - d

(a) List and describe the kind(s) of property sold (e g , real estate, 2-story brick warehouse, or common stock, 200 shs MLC Co)	(b) How acquired P—Purchase D—Donation	(c) Date acquired (mo , day, yr)	(d) Date sold (mo , day, yr)
Call Ford Motor	P	2014-08-20	2014-09-19
Call Ford Motor	P	2014-08-20	2014-09-19
Call Ford Motor	P	2014-08-20	2014-09-19
Call Ford Motor	P	2014-08-20	2014-09-19
Call Ford Motor	P	2014-08-20	2014-09-19
Call Ford Motor	P	2014-08-20	2014-09-19
Call Ishares MSCI Japan	P	2014-03-26	2014-09-19
Call Ishares MSCI Japan	P	2014-03-26	2014-09-19
Call Ishares MSCI Japan	P	2014-03-26	2014-09-19
Call General Electric	P	2014-04-08	2014-09-19

Form 990PF Part IV - Capital Gains and Losses for Tax on Investment Income - Columns e - h

(e) Gross sales price	(f) Depreciation allowed (or allowable)	(g) Cost or other basis plus expense of sale	(h) Gain or (loss) (e) plus (f) minus (g)
8			8
8			8
16			16
23			23
23			23
62			62
20			20
592			592
726			726
137			137

Form 990PF Part IV - Capital Gains and Losses for Tax on Investment Income - Columns i - l

Complete only for assets showing gain in column (h) and owned by the foundation on 12/31/69			(l) Gains (Col (h) gain minus col (k), but not less than -0-) or Losses (from col (h))
(i) F M V as of 12/31/69	(j) Adjusted basis as of 12/31/69	(k) Excess of col (i) over col (j), if any	
			8
			8
			16
			23
			23
			62
			20
			592
			726
			137

Form 990PF Part IV - Capital Gains and Losses for Tax on Investment Income - Columns a - d

(a) List and describe the kind(s) of property sold (e g , real estate, 2-story brick warehouse, or common stock, 200 shs MLC Co)	(b) How acquired P—Purchase D—Donation	(c) Date acquired (mo , day, yr)	(d) Date sold (mo , day, yr)
Call Rackspace	P	2014-07-02	2014-09-19
Call Rackspace	P	2014-07-02	2014-09-19
Call Rackspace	P	2014-07-02	2014-09-19
Call SPDR SP 500	P	2014-06-30	2014-09-19
Call SPDR SP 500	P	2014-06-30	2014-09-19
Call Range Res	P	2014-08-25	2014-09-25
Call Cisco Systems	P	2014-08-18	2014-09-26
Morgan Stanley	P	2008-05-30	2014-09-19
US Steel	P	2009-11-02	2014-09-19
US Steel	P	2011-01-07	2014-09-19

Form 990PF Part IV - Capital Gains and Losses for Tax on Investment Income - Columns e - h

(e) Gross sales price	(f) Depreciation allowed (or allowable)	(g) Cost or other basis plus expense of sale	(h) Gain or (loss) (e) plus (f) minus (g)
271			271
339			339
542			542
141			141
188			188
162		38	124
217			217
35,164		43,999	-8,835
19,140		17,224	1,916
3,828		5,625	-1,797

Form 990PF Part IV - Capital Gains and Losses for Tax on Investment Income - Columns i - l

Complete only for assets showing gain in column (h) and owned by the foundation on 12/31/69			(l) Gains (Col (h) gain minus col (k), but not less than -0-) or Losses (from col (h))
(i) F M V as of 12/31/69	(j) Adjusted basis as of 12/31/69	(k) Excess of col (i) over col (j), if any	
			271
			339
			542
			141
			188
			124
			217
			-8,835
			1,916
			-1,797

Form 990PF Part IV - Capital Gains and Losses for Tax on Investment Income - Columns a - d

(a) List and describe the kind(s) of property sold (e g , real estate, 2-story brick warehouse, or common stock, 200 shs MLC Co)	(b) How acquired P—Purchase D—Donation	(c) Date acquired (mo , day, yr)	(d) Date sold (mo , day, yr)
US Steel	P	2011-01-14	2014-09-19
US Steel	P	2011-01-24	2014-09-19
US Steel	P	2011-02-28	2014-09-19
US Steel	P	2011-02-28	2014-09-19
US Steel	P	2011-02-28	2014-09-19
US Steel	P	2011-02-28	2014-09-19
US Steel	P	2011-04-11	2014-09-19
US Steel	P	2012-10-10	2014-09-19
US Steel	P	2012-11-01	2014-09-19
US Steel	P	2013-05-30	2014-09-19

Form 990PF Part IV - Capital Gains and Losses for Tax on Investment Income - Columns e - h

(e) Gross sales price	(f) Depreciation allowed (or allowable)	(g) Cost or other basis plus expense of sale	(h) Gain or (loss) (e) plus (f) minus (g)
15,312		21,857	-6,545
7,656		10,973	-3,317
3,828		5,747	-1,919
7,656		11,494	-3,838
11,484		17,241	-5,757
15,312		22,987	-7,675
11,484		15,585	-4,101
7,656		4,167	3,489
11,484		6,417	5,067
3,828		1,849	1,979

Form 990PF Part IV - Capital Gains and Losses for Tax on Investment Income - Columns i - l

Complete only for assets showing gain in column (h) and owned by the foundation on 12/31/69			(l) Gains (Col (h) gain minus col (k), but not less than -0-) or Losses (from col (h))
(i) F M V as of 12/31/69	(j) Adjusted basis as of 12/31/69	(k) Excess of col (i) over col (j), if any	
			-6,545
			-3,317
			-1,919
			-3,838
			-5,757
			-7,675
			-4,101
			3,489
			5,067
			1,979

Form 990PF Part IV - Capital Gains and Losses for Tax on Investment Income - Columns a - d

(a) List and describe the kind(s) of property sold (e g , real estate, 2-story brick warehouse, or common stock, 200 shs MLC Co)	(b) How acquired P—Purchase D—Donation	(c) Date acquired (mo , day, yr)	(d) Date sold (mo , day, yr)
US Steel	P	2013-05-30	2014-09-19
Call McDonalds	P	2014-08-28	2014-10-17
Call SPDR DJ Indust	P	2014-08-19	2014-10-17
Call SPDR DJ Indust	P	2014-08-19	2014-10-17
Call JP Morgan	P	2014-08-18	2014-10-17
Call JP Morgan	P	2014-08-18	2014-10-17
Call Cisco Systems	P	2014-09-29	2014-11-20
Call Cisco Systems	P	2014-09-29	2014-11-20
Call SPDR DJ Indust	P	2014-10-30	2014-11-20
Call SPDR DJ Indust	P	2014-10-30	2014-11-20

Form 990PF Part IV - Capital Gains and Losses for Tax on Investment Income - Columns e - h

(e) Gross sales price	(f) Depreciation allowed (or allowable)	(g) Cost or other basis plus expense of sale	(h) Gain or (loss) (e) plus (f) minus (g)
34,451		16,640	17,811
1,108			1,108
361			361
542			542
65			65
97			97
125		347	-222
188		520	-332
25		220	-195
228		1,977	-1,749

Form 990PF Part IV - Capital Gains and Losses for Tax on Investment Income - Columns i - l

Complete only for assets showing gain in column (h) and owned by the foundation on 12/31/69			(l) Gains (Col (h) gain minus col (k), but not less than -0-) or Losses (from col (h))
(i) F M V as of 12/31/69	(j) Adjusted basis as of 12/31/69	(k) Excess of col (i) over col (j), if any	
			17,811
			1,108
			361
			542
			65
			97
			-222
			-332
			-195
			-1,749

Form 990PF Part IV - Capital Gains and Losses for Tax on Investment Income - Columns a - d

(a) List and describe the kind(s) of property sold (e g , real estate, 2-story brick warehouse, or common stock, 200 shs MLC Co)	(b) How acquired P—Purchase D—Donation	(c) Date acquired (mo , day, yr)	(d) Date sold (mo , day, yr)
Call Morgan Stanley	P	2014-09-29	2014-11-21
Call Range Res	P	2014-09-26	2014-11-21
Call Sector SPDR Energy	P	2014-10-20	2014-11-21
Call Ishares MSCI Japan	P	2014-09-22	2014-11-21
Call Ishares MSCI Japan	P	2014-09-22	2014-11-21
Call SPDR SP 500	P	2014-10-31	2014-11-21
Citigroup	P	2014-02-05	2014-11-21
Citigroup	P	2014-05-08	2014-11-21
Coca Cola	P	2011-02-02	2014-11-21
Coca Cola	P	2011-03-16	2014-11-21

Form 990PF Part IV - Capital Gains and Losses for Tax on Investment Income - Columns e - h

(e) Gross sales price	(f) Depreciation allowed (or allowable)	(g) Cost or other basis plus expense of sale	(h) Gain or (loss) (e) plus (f) minus (g)
293			293
433			433
433			433
317			317
740			740
593		1,047	-454
27,136		23,573	3,563
27,136		23,674	3,462
42,233		31,429	10,804
17,705		12,377	5,328

Form 990PF Part IV - Capital Gains and Losses for Tax on Investment Income - Columns i - l

Complete only for assets showing gain in column (h) and owned by the foundation on 12/31/69			(l) Gains (Col (h) gain minus col (k), but not less than -0-) or Losses (from col (h))
(i) F M V as of 12/31/69	(j) Adjusted basis as of 12/31/69	(k) Excess of col (i) over col (j), if any	
			293
			433
			433
			317
			740
			-454
			3,563
			3,462
			10,804
			5,328

Form 990PF Part IV - Capital Gains and Losses for Tax on Investment Income - Columns a - d

(a) List and describe the kind(s) of property sold (e g , real estate, 2-story brick warehouse, or common stock, 200 shs MLC Co)	(b) How acquired P—Purchase D—Donation	(c) Date acquired (mo , day, yr)	(d) Date sold (mo , day, yr)
Coca Cola	P	2011-12-12	2014-11-21
Coca Cola	P	2012-08-28	2014-11-21
Coca Cola	P	2012-08-28	2014-11-21
Call Schlumberger	P	2014-12-01	2014-12-05
Call Schlumberger	P	2014-12-01	2014-12-05
Call SPDR SP 500	P	2014-11-21	2014-12-10
Call Coca Cola	P	2014-10-10	2014-12-19
Call McDonalds	P	2014-12-02	2014-12-19
Call Morgan Stanley	P	2014-12-03	2014-12-19
Call Morgan Stanley	P	2014-12-03	2014-12-19

Form 990PF Part IV - Capital Gains and Losses for Tax on Investment Income - Columns e - h

(e) Gross sales price	(f) Depreciation allowed (or allowable)	(g) Cost or other basis plus expense of sale	(h) Gain or (loss) (e) plus (f) minus (g)
17,705		13,327	4,378
4,426		3,803	623
4,426		3,803	623
105			105
158			158
1,946		679	1,267
383			383
448			448
49		367	-318
74		550	-476

Form 990PF Part IV - Capital Gains and Losses for Tax on Investment Income - Columns i - l

Complete only for assets showing gain in column (h) and owned by the foundation on 12/31/69			(l) Gains (Col (h) gain minus col (k), but not less than -0-) or Losses (from col (h))
(i) F M V as of 12/31/69	(j) Adjusted basis as of 12/31/69	(k) Excess of col (i) over col (j), if any	
			4,378
			623
			623
			105
			158
			1,267
			383
			448
			-318
			-476

Form 990PF Part IV - Capital Gains and Losses for Tax on Investment Income - Columns a - d

(a) List and describe the kind(s) of property sold (e g , real estate, 2-story brick warehouse, or common stock, 200 shs MLC Co)	(b) How acquired P—Purchase D—Donation	(c) Date acquired (mo , day, yr)	(d) Date sold (mo , day, yr)
Call Schlumberger	P	2014-12-09	2014-12-19
Call General Electric	P	2014-11-07	2014-12-19
JP Morgan Chase	P	2014-06-19	2014-12-19
JP Morgan Chase	P	2014-06-19	2014-12-19
JP Morgan Chase	P	2014-06-26	2014-12-19
JP Morgan Chase	P	2014-10-14	2014-12-19
SPDR Dow Jones	P	2009-04-14	2014-12-18
SPDR Dow Jones	P	2009-06-22	2014-12-18
SPDR Dow Jones	P	2009-09-21	2014-12-18
SPDR Dow Jones	P	2009-09-24	2014-12-18

Form 990PF Part IV - Capital Gains and Losses for Tax on Investment Income - Columns e - h

(e) Gross sales price	(f) Depreciation allowed (or allowable)	(g) Cost or other basis plus expense of sale	(h) Gain or (loss) (e) plus (f) minus (g)
703			703
193			193
12,103		11,459	644
12,103		11,460	643
6,052		5,745	307
12,103		11,605	498
53,523		23,893	29,630
35,682		16,773	18,909
17,841		9,794	8,047
35,682		19,425	16,257

Form 990PF Part IV - Capital Gains and Losses for Tax on Investment Income - Columns i - l

Complete only for assets showing gain in column (h) and owned by the foundation on 12/31/69			(l) Gains (Col (h) gain minus col (k), but not less than -0-) or Losses (from col (h))
(i) F M V as of 12/31/69	(j) Adjusted basis as of 12/31/69	(k) Excess of col (i) over col (j), if any	
			703
			193
			644
			643
			307
			498
			29,630
			18,909
			8,047
			16,257

Form 990PF Part IV - Capital Gains and Losses for Tax on Investment Income - Columns a - d

(a) List and describe the kind(s) of property sold (e g , real estate, 2-story brick warehouse, or common stock, 200 shs MLC Co)	(b) How acquired P—Purchase D—Donation	(c) Date acquired (mo , day, yr)	(d) Date sold (mo , day, yr)
SPDR Dow Jones	P	2009-09-25	2014-12-18
Other	P	2009-09-25	2014-12-18


Form 990PF Part IV - Capital Gains and Losses for Tax on Investment Income - Columns e - h

(e) Gross sales price	(f) Depreciation allowed (or allowable)	(g) Cost or other basis plus expense of sale	(h) Gain or (loss) (e) plus (f) minus (g)
35,682		19,377	16,305
25			25


Form 990PF Part IV - Capital Gains and Losses for Tax on Investment Income - Columns i - l

Complete only for assets showing gain in column (h) and owned by the foundation on 12/31/69			(l) Gains (Col (h) gain minus col (k), but not less than -0-) or Losses (from col (h))
(i) F M V as of 12/31/69	(j) Adjusted basis as of 12/31/69	(k) Excess of col (i) over col (j), if any	
			16,305
			25

Form 990PF Part XV Line 3 - Grants and Contributions Paid During the Year or Approved for Future Payment

Recipient	If recipient is an individual, show any relationship to any foundation manager or substantial contributor	Foundation status of recipient	Purpose of grant or contribution	Amount
Name and address (home or business)				
a Paid during the year				
WGBH 800 3rd Ave New York, NY 10022			Arts donation	2,000
WCRB 450 Broad St Church, VA 22046			Arts donation	2,000
WBUR 890 Commonwealth Ave Boston, MA 02215			Arts donation	2,500
American Cancer Society 250 Williams St NW Atlanta, GA 30303			Humanitarian donation	5,000
American Diabetes Association 1701 North Beauregard St Alexandria, VA 22311			Humanitarian donation	5,000
Heifer International 1 World Ave Little Rock, AR 72202			Arts donation	5,000
US Fund for Unicef 125 Maiden Lane New York, NY 10038			Humanitarian donation	5,000
Doctors Without Borders 333 7th Ave 2nd Floor New York, NY 10001			Humanitarian donation	5,000
American Red Cross 2025 E St NW Washington, DC 20006			Humanitarian donation	5,000
MA Audubon Society 208 South Great Rd Lincoln, MA 01773			Humanitarian donation	2,000
Pound Hounds PO Box 212 Boston, MA 01740			Humanitarian donation	3,500
American Academy for the Advancement of Science 1200 New York Ave NW Washington, DC 20005			Humanitarian donation	5,000
Handel & Haydn Society 9 Harcourt St Boston, MA 02116			Arts donation	1,000
Waltham Symphony Orchestra 920 Trapelo Rd Waltham, MA 02452			Arts donation	250
Cape & Islands Chamber Music Festival PO Box 1934 North Eastham, MA 02651			Arts donation	250
Total  3a				50,000

Form 990PF Part XV Line 3 - Grants and Contributions Paid During the Year or Approved for Future Payment

Recipient	If recipient is an individual, show any relationship to any foundation manager or substantial contributor	Foundation status of recipient	Purpose of grant or contribution	Amount
Name and address (home or business)				
a <i>Paid during the year</i>				
Art Corps 4408 Delridge Way SW Suite 110 Seattle, WA 98106			Arts donation	1,500
Total  3a				50,000

TY 2014 Accounting Fees Schedule**Name:** Boveri-Trackman Family Foundation Inc**EIN:** 04-3189191**Software ID:** 14000292**Software Version:** 14.4.1.0

Category	Amount	Net Investment Income	Adjusted Net Income	Disbursements for Charitable Purposes
Accounting	3,875	1,938		1,938

Note: To capture the full content of this document, please select landscape mode (11" x 8.5") when printing.

TY 2014 Gain/Loss from Sale of Other Assets Schedule

Name: Boveri-Trackman Family Foundation Inc

EIN: 04-3189191

Software ID: 14000292

Software Version: 14.4.1.0

Name	Date Acquired	How Acquired	Date Sold	Purchaser Name	Gross Sales Price	Basis	Basis Method	Sales Expenses	Total (net)	Accumulated Depreciation
Call US Steel	2013-12	P	2014-01		105	243			-138	
Call US Steel	2013-12	P	2014-01		158	364			-206	
Call McDonalds	2013-11	P	2014-01		277				277	
Call Atria Group	2013-10	P	2014-01		241				241	
Call Ishares MSCI Japan	2013-09	P	2014-01		918				918	
Merck Co	2013-03	P	2014-01		5,038	4,264			774	
Merck Co	2013-03	P	2014-01		10,075	8,815			1,260	
Merck Co	2013-10	P	2014-01		5,038	4,673			365	
Merck Co	2013-11	P	2014-01		5,038	4,553			485	
Call SPDR DJ Indust	2014-01	P	2014-01		553	217			336	
Skyworks Solutions	2011-03	P	2014-01		5,657	6,201			-544	
Skyworks Solutions	2011-03	P	2014-01		5,657	6,075			-418	
Skyworks Solutions	2011-04	P	2014-01		2,828	2,763			65	
Skyworks Solutions	2011-06	P	2014-01		5,657	4,415			1,242	
Skyworks Solutions	2012-05	P	2014-01		8,485	7,656			829	
Call Atria Group	2014-01	P	2014-02		31	11			20	
Call Atria Group	2014-01	P	2014-02		63	21			42	
Call Atria Group	2014-01	P	2014-02		219	75			144	
Call Rackspace	2014-02	P	2014-02		98	12			86	
Call Rackspace	2014-02	P	2014-02		98	12			86	
Call Rackspace	2014-02	P	2014-02		98	12			86	
Call Rackspace	2014-02	P	2014-02		98	12			86	
Call Rackspace	2014-02	P	2014-02		197	23			174	
Call Rackspace	2014-02	P	2014-02		393	47			346	
Call Coca Cola	2013-12	P	2014-02		21				21	
Call Coca Cola	2013-12	P	2014-02		85				85	
Call Coca Cola	2013-12	P	2014-02		107				107	
Call Cisco Systems	2014-01	P	2014-02		102				102	
Call Cisco Systems	2014-01	P	2014-02		171				171	
Call Halliburton	2014-01	P	2014-02		29	72			-43	

Name	Date Acquired	How Acquired	Date Sold	Purchaser Name	Gross Sales Price	Basis	Basis Method	Sales Expenses	Total (net)	Accumulated Depreciation
Call Halliburton	2014-01	P	2014-02		114	286			-172	
Call Morgan Stanley	2013-11	P	2014-02		71				71	
Call Morgan Stanley	2013-11	P	2014-02		106				106	
Call Powershares	2014-02	P	2014-02		21	37			-16	
Call Powershares	2014-02	P	2014-02		21	37			-16	
Call Powershares	2014-02	P	2014-02		21	37			-16	
Call Powershares	2014-02	P	2014-02		64	110			-46	
Call Powershares	2014-02	P	2014-02		85	147			-62	
Direxion	2014-01	P	2014-02		6,110	5,765			345	
Direxion	2014-01	P	2014-02		6,110	5,740			370	
Call Ford Motor	2014-01	P	2014-02		21	3			18	
Call Ford Motor	2014-01	P	2014-02		21	4			17	
Call Ford Motor	2014-01	P	2014-02		21	4			17	
Call Ford Motor	2014-01	P	2014-02		21	4			17	
Call Ford Motor	2014-01	P	2014-02		43	7			36	
Call Ford Motor	2014-01	P	2014-02		85	15			70	
Call Ishares MSCI Japan	2014-01	P	2014-03		23	13			10	
Call Ishares MSCI Japan	2014-01	P	2014-03		564	348			216	
Call Ishares MSCI Japan	2014-01	P	2014-03		925	542			383	
Call Citigroup	2014-02	P	2014-03		187				187	
Call SPDR DJ Indust	2014-02	P	2014-03		238				238	
Call Citigroup	2014-03	P	2014-03		83	23			60	
Call Citigroup	2014-03	P	2014-03		124	35			89	
Call Freeport	2014-03	P	2014-04		122				122	
Call Powershares	2014-04	P	2014-04		203				203	
Call SPDR SP 500	2014-03	P	2014-04		240				240	
Call SPDR SP 500	2014-03	P	2014-04		320				320	
Halliburton Co	2013-12	P	2014-04		5,868	5,011			857	
Halliburton Co	2013-12	P	2014-04		11,737	9,853			1,884	
Halliburton Co	2012-11	P	2014-04		11,737	6,149			5,588	

Name	Date Acquired	How Acquired	Date Sold	Purchaser Name	Gross Sales Price	Basis	Basis Method	Sales Expenses	Total (net)	Accumulated Depreciation
BP PLC	2014-03	P	2014-05		48,482	46,439			2,043	
Call Coca Cola	2014-03	P	2014-05		105	331			-226	
Call Coca Cola	2014-03	P	2014-05		158	496			-338	
Call US Steel	2014-04	P	2014-05		11				11	
Call US Steel	2014-04	P	2014-05		11				11	
Call US Steel	2014-04	P	2014-05		23				23	
Call US Steel	2014-04	P	2014-05		23				23	
Call US Steel	2014-04	P	2014-05		45				45	
Call Morgan Stanley	2014-03	P	2014-05		33				33	
Call Morgan Stanley	2014-03	P	2014-05		329				329	
Call Morgan Stanley	2014-03	P	2014-05		460				460	
Call Citigroup	2014-03	P	2014-05		316				316	
Call SPDR DJ Indust	2014-03	P	2014-05		162				162	
Call SPDR DJ Indust	2014-03	P	2014-05		162				162	
Call SPDR DJ Indust	2014-05	P	2014-05		106	82			24	
Call SPDR DJ Indust	2014-05	P	2014-05		319	245			74	
Call SPDR DJ Indust	2014-05	P	2014-05		638	490			148	
Call SPDR SP 500	2014-05	P	2014-05		44	41			3	
Call SPDR SP 500	2014-05	P	2014-05		88	82			6	
Call SPDR SP 500	2014-05	P	2014-05		88	82			6	
Call SPDR SP 500	2014-05	P	2014-05		88	82			6	
Powershares QQQ	2013-09	P	2014-05		9,064	7,861			1,203	
Powershares QQQ	2014-03	P	2014-05		9,064	8,708			356	
Powershares QQQ	2014-04	P	2014-05		9,064	8,565			499	
Altria Group	2013-07	P	2014-06		3,822	3,567			255	
Altria Group	2013-08	P	2014-06		3,822	3,420			402	
Altria Group	2013-08	P	2014-06		3,822	3,355			467	
Altria Group	2013-09	P	2014-06		7,645	6,845			800	
Altria Group	2014-01	P	2014-06		7,645	7,511			134	
Call McDonalds	2014-01	P	2014-06		88	182			-94	

Name	Date Acquired	How Acquired	Date Sold	Purchaser Name	Gross Sales Price	Basis	Basis Method	Sales Expenses	Total (net)	Accumulated Depreciation
Call McDonalds	2014-01	P	2014-06		795	1,564			-769	
Call Coca Cola	2014-04	P	2014-06		173	627			-454	
Call Cisco Systems	2014-03	P	2014-06		153	591			-438	
Call McDonalds	2014-04	P	2014-06		294				294	
Call Freeport	2014-04	P	2014-06		33				33	
Call Freeport	2014-04	P	2014-06		65				65	
Call Freeport	2014-04	P	2014-06		65				65	
Call Rackspace	2014-02	P	2014-06		673				673	
Call SPDR SP 500	2014-05	P	2014-06		560	1,344			-784	
Powershares QQQ	2012-05	P	2014-05		9,064	6,216			2,848	
Powershares QQQ	2012-10	P	2014-05		18,127	13,431			4,696	
Powershares QQQ	2012-10	P	2014-05		18,127	13,215			4,912	
Powershares QQQ	2012-11	P	2014-05		9,064	6,444			2,620	
Powershares QQQ	2012-11	P	2014-05		9,064	6,291			2,773	
Powershares QQQ	2012-11	P	2014-05		18,127	12,739			5,388	
Powershares QQQ	2013-02	P	2014-05		9,064	6,751			2,313	
Altria Group	2013-03	P	2014-06		7,645	6,747			898	
Altria Group	2013-03	P	2014-06		3,822	3,377			445	
Freeport McMoran Copper	2014-02	P	2014-07		3,719	3,363			356	
Freeport McMoran Copper	2014-02	P	2014-07		11,158	10,090			1,068	
Freeport McMoran Copper	2014-02	P	2014-07		3,719	3,290			429	
Freeport McMoran Copper	2014-03	P	2014-07		7,439	6,203			1,236	
Freeport McMoran Copper	2014-03	P	2014-07		3,719	3,107			612	
Freeport McMoran Copper	2014-03	P	2014-07		7,439	6,214			1,225	
Call Coca Cola	2014-06	P	2014-07		30	45			-15	
Call Coca Cola	2014-06	P	2014-07		30	45			-15	
Call Coca Cola	2014-06	P	2014-07		30	45			-15	
Call Coca Cola	2014-06	P	2014-07		30	45			-15	
Call Coca Cola	2014-06	P	2014-07		91	134			-43	
Call Coca Cola	2014-06	P	2014-07		91	134			-43	

Name	Date Acquired	How Acquired	Date Sold	Purchaser Name	Gross Sales Price	Basis	Basis Method	Sales Expenses	Total (net)	Accumulated Depreciation
Call McDonalds	2014-06	P	2014-07		39				39	
Call McDonalds	2014-06	P	2014-07		353				353	
Call Morgan Stanley	2014-05	P	2014-07		18				18	
Call Morgan Stanley	2014-05	P	2014-07		72				72	
Call Morgan Stanley	2014-05	P	2014-07		72				72	
Call Morgan Stanley	2014-05	P	2014-07		89				89	
Call Morgan Stanley	2014-05	P	2014-07		197				197	
Call Citigroup	2014-05	P	2014-07		346				346	
Call SPDR DJ Indust	2014-05	P	2014-07		106				106	
Call SPDR DJ Indust	2014-05	P	2014-07		195				195	
Call JP Morgan	2014-06	P	2014-07		42				42	
Call SPDR DJ Indust	2014-07	P	2014-08		376	65			311	
Call SPDR DJ Indust	2014-07	P	2014-08		537	93			444	
Call US Steel	2014-08	P	2014-08		1,000	2,800			-1,800	
Call Cisco Systems	2014-06	P	2014-08		458				458	
Call Range Res	2014-07	P	2014-08		262				262	
Call Citigroup	2014-07	P	2014-08		202				202	
Call Citigroup	2014-05	P	2014-08		92				92	
Call JP Morgan	2014-07	P	2014-08		57				57	
Call JP Morgan	2014-07	P	2014-08		85				85	
Direxion	2014-08	P	2014-08		7,964	7,295			669	
Direxion	2014-08	P	2014-08		7,964	7,136			828	
Call Citigroup	2014-08	P	2014-09		293	1,707			-1,414	
Call Pfizer	2014-09	P	2014-09		8				8	
Call Pfizer	2014-09	P	2014-09		8				8	
Call Pfizer	2014-09	P	2014-09		33				33	
Call Pfizer	2014-09	P	2014-09		33				33	
Call Coca Cola	2014-07	P	2014-09		562				562	
Call Ford Motor	2014-08	P	2014-09		8				8	
Call Ford Motor	2014-08	P	2014-09		8				8	

Name	Date Acquired	How Acquired	Date Sold	Purchaser Name	Gross Sales Price	Basis	Basis Method	Sales Expenses	Total (net)	Accumulated Depreciation
Call Ford Motor	2014-08	P	2014-09		8				8	
Call Ford Motor	2014-08	P	2014-09		8				8	
Call Ford Motor	2014-08	P	2014-09		16				16	
Call Ford Motor	2014-08	P	2014-09		23				23	
Call Ford Motor	2014-08	P	2014-09		23				23	
Call Ford Motor	2014-08	P	2014-09		62				62	
Call Ishares MSCI Japan	2014-03	P	2014-09		20				20	
Call Ishares MSCI Japan	2014-03	P	2014-09		592				592	
Call Ishares MSCI Japan	2014-03	P	2014-09		726				726	
Call General Electric	2014-04	P	2014-09		137				137	
Call Rackspace	2014-07	P	2014-09		271				271	
Call Rackspace	2014-07	P	2014-09		339				339	
Call Rackspace	2014-07	P	2014-09		542				542	
Call SPDR SP 500	2014-06	P	2014-09		141				141	
Call SPDR SP 500	2014-06	P	2014-09		188				188	
Call Range Res	2014-08	P	2014-09		162	38			124	
Call Cisco Systems	2014-08	P	2014-09		217				217	
Morgan Stanley	2008-05	P	2014-09		35,164	43,999			-8,835	
US Steel	2009-11	P	2014-09		19,140	17,224			1,916	
US Steel	2011-01	P	2014-09		3,828	5,625			-1,797	
US Steel	2011-01	P	2014-09		15,312	21,857			-6,545	
US Steel	2011-01	P	2014-09		7,656	10,973			-3,317	
US Steel	2011-02	P	2014-09		3,828	5,747			-1,919	
US Steel	2011-02	P	2014-09		7,656	11,494			-3,838	
US Steel	2011-02	P	2014-09		11,484	17,241			-5,757	
US Steel	2011-02	P	2014-09		15,312	22,987			-7,675	
US Steel	2011-04	P	2014-09		11,484	15,585			-4,101	
US Steel	2012-10	P	2014-09		7,656	4,167			3,489	
US Steel	2012-11	P	2014-09		11,484	6,417			5,067	
US Steel	2013-05	P	2014-09		3,828	1,849			1,979	

Name	Date Acquired	How Acquired	Date Sold	Purchaser Name	Gross Sales Price	Basis	Basis Method	Sales Expenses	Total (net)	Accumulated Depreciation
US Steel	2013-05	P	2014-09		34,451	16,640			17,811	
Call McDonalds	2014-08	P	2014-10		1,108				1,108	
Call SPDR DJ Indust	2014-08	P	2014-10		361				361	
Call SPDR DJ Indust	2014-08	P	2014-10		542				542	
Call JP Morgan	2014-08	P	2014-10		65				65	
Call JP Morgan	2014-08	P	2014-10		97				97	
Call Cisco Systems	2014-09	P	2014-11		125	347			-222	
Call Cisco Systems	2014-09	P	2014-11		188	520			-332	
Call SPDR DJ Indust	2014-10	P	2014-11		25	220			-195	
Call SPDR DJ Indust	2014-10	P	2014-11		228	1,977			-1,749	
Call Morgan Stanley	2014-09	P	2014-11		293				293	
Call Range Res	2014-09	P	2014-11		433				433	
Call Sector SPDR Energy	2014-10	P	2014-11		433				433	
Call Ishares MSCI Japan	2014-09	P	2014-11		317				317	
Call Ishares MSCI Japan	2014-09	P	2014-11		740				740	
Call SPDR SP 500	2014-10	P	2014-11		593	1,047			-454	
Citigroup	2014-02	P	2014-11		27,136	23,573			3,563	
Citigroup	2014-05	P	2014-11		27,136	23,674			3,462	
Coca Cola	2011-02	P	2014-11		42,233	31,429			10,804	
Coca Cola	2011-03	P	2014-11		17,705	12,377			5,328	
Coca Cola	2011-12	P	2014-11		17,705	13,327			4,378	
Coca Cola	2012-08	P	2014-11		4,426	3,803			623	
Coca Cola	2012-08	P	2014-11		4,426	3,803			623	
Call Schlumberger	2014-12	P	2014-12		105				105	
Call Schlumberger	2014-12	P	2014-12		158				158	
Call SPDR SP 500	2014-11	P	2014-12		1,946	679			1,267	
Call Coca Cola	2014-10	P	2014-12		383				383	
Call McDonalds	2014-12	P	2014-12		448				448	
Call Morgan Stanley	2014-12	P	2014-12		49	367			-318	
Call Morgan Stanley	2014-12	P	2014-12		74	550			-476	

Name	Date Acquired	How Acquired	Date Sold	Purchaser Name	Gross Sales Price	Basis	Basis Method	Sales Expenses	Total (net)	Accumulated Depreciation
Call Schlumberger	2014-12	P	2014-12		703				703	
Call General Electric	2014-11	P	2014-12		193				193	
JP Morgan Chase	2014-06	P	2014-12		12,103	11,459			644	
JP Morgan Chase	2014-06	P	2014-12		12,103	11,460			643	
JP Morgan Chase	2014-06	P	2014-12		6,052	5,745			307	
JP Morgan Chase	2014-10	P	2014-12		12,103	11,605			498	
SPDR Dow Jones	2009-04	P	2014-12		53,523	23,893			29,630	
SPDR Dow Jones	2009-06	P	2014-12		35,682	16,773			18,909	
SPDR Dow Jones	2009-09	P	2014-12		17,841	9,794			8,047	
SPDR Dow Jones	2009-09	P	2014-12		35,682	19,425			16,257	
SPDR Dow Jones	2009-09	P	2014-12		35,682	19,377			16,305	
Other	2009-09	P	2014-12		25				25	

TY 2014 General Explanation Attachment

Name: Boveri-Trackman Family Foundation Inc

EIN: 04-3189191

Software ID: 14000292

Software Version: 14.4.1.0

**TY 2014 Investments Corporate
Stock Schedule**

Name: Boveri-Trackman Family Foundation Inc

EIN: 04-3189191

Software ID: 14000292

Software Version: 14.4.1.0

Name of Stock	End of Year Book Value	End of Year Fair Market Value
Charles Schwab - acct 6186-4869 - Equites	1,129,696	913,906

TY 2014 Investments - Other Schedule

Name: Boveri-Trackman Family Foundation Inc

EIN: 04-3189191

Software ID: 14000292

Software Version: 14.4.1.0

Category/ Item	Listed at Cost or FMV	Book Value	End of Year Fair Market Value
Charles Schwab - acct 6186-4869	AT COST	491,153	627,654

TY 2014 Legal Fees Schedule

Name: Boveri-Trackman Family Foundation Inc

EIN: 04-3189191

Software ID: 14000292

Software Version: 14.4.1.0

Category	Amount	Net Investment Income	Adjusted Net Income	Disbursements for Charitable Purposes
Legal fees	1,199	599		600

TY 2014 Other Assets Schedule

Name: Boveri-Trackman Family Foundation Inc

EIN: 04-3189191

Software ID: 14000292

Software Version: 14.4.1.0

Description	Beginning of Year - Book Value	End of Year - Book Value	End of Year - Fair Market Value
Options	-2,580	-10,034	-10,670

TY 2014 Other Expenses Schedule

Name: Boveri-Trackman Family Foundation Inc

EIN: 04-3189191

Software ID: 14000292

Software Version: 14.4.1.0

Description	Revenue and Expenses per Books	Net Investment Income	Adjusted Net Income	Disbursements for Charitable Purposes
State Fees	140			

TY 2014 Taxes Schedule**Name:** Boveri-Trackman Family Foundation Inc**EIN:** 04-3189191**Software ID:** 14000292**Software Version:** 14.4.1.0

Category	Amount	Net Investment Income	Adjusted Net Income	Disbursements for Charitable Purposes
Federal excise taxes	3,188			
Foreign taxes	176	176		