



See a Social Security Number? Say Something!
Report Privacy Problems to <https://public.resource.org/privacy>
Or call the IRS Identity Theft Hotline at 1-800-908-4490



For calendar year 2013 or tax year beginning

12/01, 2013, and ending

11/30, 2014

Name of foundation
MARY MIKESELL CHARITABLE TR R80919005

Number and street (or P.O. box number if mail is not delivered to street address) Room/suite
10 S DEARBORN IL1-0117

City or town, state or province, country, and ZIP or foreign postal code
CHICAGO, IL 60603

A Employer identification number
91-2091454

B Telephone number (see instructions)
866-888-5157

C If exemption application is pending, check here

D 1. Foreign organizations, check here
2. Foreign organizations meeting the 85% test, check here and attach computation

E If private foundation status was terminated under section 507(b)(1)(A), check here

F If the foundation is in a 60-month termination under section 507(b)(1)(B), check here

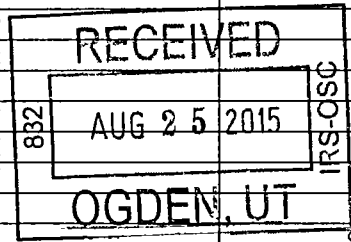
G Check all that apply:
 Initial return
 Final return
 Address change
 Initial return of a former public charity
 Amended return
 Name change

H Check type of organization: Section 501(c)(3) exempt private foundation
 Section 4947(a)(1) nonexempt charitable trust Other taxable private foundation

I Fair market value of all assets at end of year (from Part II, col. (c), line 16) ▶ \$ **1,062,645.**

J Accounting method: Cash Accrual
 Other (specify) _____
 (Part I, column (d) must be on cash basis.)

Part I Analysis of Revenue and Expenses (The total of amounts in columns (b), (c), and (d) may not necessarily equal the amounts in column (a) (see instructions).)		(a) Revenue and expenses per books	(b) Net investment income	(c) Adjusted net income	(d) Disbursements for charitable purposes (cash basis only)
1	Contributions, gifts, grants, etc., received (attach schedule)				
2	Check <input checked="" type="checkbox"/> if the foundation is not required to attach Sch. B				
3	Interest on savings and temporary cash investments				
4	Dividends and interest from securities	14,266.	14,208.		STMT 1
5a	Gross rents				
b	Net rental income or (loss)				
6a	Net gain or (loss) from sale of assets not on line 10	21,977.			
b	Gross sales price for all assets on line 6a 83,279.				
7	Capital gain net income (from Part IV, line 2)		21,977.		
8	Net short-term capital gain				
9	Income modifications				
10 a	Gross sales less returns and allowances				
b	Less: Cost of goods sold				
c	Gross profit or (loss) (attach schedule)				
11	Other income (attach schedule)	580.			STMT 2
12	Total. Add lines 1 through 11	36,823.	36,185.		
13	Compensation of officers, directors, trustees, etc.	11,061.	8,296.		2,765.
14	Other employee salaries and wages		NONE	NONE	
15	Pension plans, employee benefits		NONE	NONE	
16a	Legal fees (attach schedule)				
b	Accounting fees (attach schedule)				
c	Other professional fees (attach schedule)				
17	Interest				
18	Taxes (attach schedule) (see instructions) STMT 3	866.	316.		
19	Depreciation (attach schedule) and depletion				
20	Occupancy				
21	Travel, conferences, and meetings		NONE	NONE	
22	Printing and publications		NONE	NONE	
23	Other expenses (attach schedule) STMT 4	547.			547.
24	Total operating and administrative expenses. Add lines 13 through 23	12,474.	8,612.	NONE	3,312.
25	Contributions, gifts, grants paid	4,552.			4,552.
26	Total expenses and disbursements Add lines 24 and 25	17,026.	8,612.	NONE	7,864.
27	Subtract line 26 from line 12:				
a	Excess of revenue over expenses and disbursements	19,797.			
b	Net investment income (if negative, enter -0-)		27,573.		
c	Adjusted net income (if negative, enter -0-)				



DATE AUG 21 2015

SCANNED AUG 27 2015

Operating and Administrative Expenses

100

Part II Balance Sheets		Attached schedules and amounts in the description column should be for end-of-year amounts only. (See instructions)		
		Beginning of year	End of year	
		(a) Book Value	(b) Book Value	(c) Fair Market Value
Assets	1 Cash - non-interest-bearing	227,560.	229,997.	229,997.
	2 Savings and temporary cash investments	14,722.	15,338.	15,338.
	3 Accounts receivable ▶ Less: allowance for doubtful accounts ▶			
	4 Pledges receivable ▶ Less: allowance for doubtful accounts ▶			
	5 Grants receivable			
	6 Receivables due from officers, directors, trustees, and other disqualified persons (attach schedule) (see instructions)			
	7 Other notes and loans receivable (attach schedule) ▶ Less: allowance for doubtful accounts ▶	NONE		
	8 Inventories for sale or use			
	9 Prepaid expenses and deferred charges			
	10 a Investments - U.S. and state government obligations (attach schedule)			
	b Investments - corporate stock (attach schedule)	331,909.	366,250.	534,128.
	c Investments - corporate bonds (attach schedule)	96,125.	77,029.	80,747.
	11 Investments - land, buildings, and equipment basis Less: accumulated depreciation (attach schedule) ▶			
	12 Investments - mortgage loans			
	13 Investments - other (attach schedule)	110,909.	79,535.	79,779.
	14 Land, buildings, and equipment basis Less: accumulated depreciation (attach schedule) ▶			
15 Other assets (describe ▶)		32,020.	122,656.	
16 Total assets (to be completed by all filers - see the instructions. Also, see page 1, item I)	781,225.	800,169.	1,062,645.	
Liabilities	17 Accounts payable and accrued expenses			
	18 Grants payable			
	19 Deferred revenue			
	20 Loans from officers, directors, trustees, and other disqualified persons			
	21 Mortgages and other notes payable (attach schedule)			
	22 Other liabilities (describe ▶)			
23 Total liabilities (add lines 17 through 22)			NONE	
Net Assets or Fund Balances	Foundations that follow SFAS 117, check here ▶ <input type="checkbox"/> and complete lines 24 through 26 and lines 30 and 31.			
	24 Unrestricted			
	25 Temporarily restricted			
	26 Permanently restricted			
	Foundations that do not follow SFAS 117, . . . ▶ <input checked="" type="checkbox"/> check here and complete lines 27 through 31.			
	27 Capital stock, trust principal, or current funds	781,225.	800,169.	
	28 Paid-in or capital surplus, or land, bldg, and equipment fund			
	29 Retained earnings, accumulated income, endowment, or other funds			
30 Total net assets or fund balances (see instructions)	781,225.	800,169.		
31 Total liabilities and net assets/fund balances (see instructions)	781,225.	800,169.		

Part III Analysis of Changes in Net Assets or Fund Balances		
1 Total net assets or fund balances at beginning of year - Part II, column (a), line 30 (must agree with end-of-year figure reported on prior year's return)	1	781,225.
2 Enter amount from Part I, line 27a	2	19,797.
3 Other increases not included in line 2 (itemize) ▶	3	
4 Add lines 1, 2, and 3	4	801,022.
5 Decreases not included in line 2 (itemize) ▶ SEE STATEMENT 5	5	853.
6 Total net assets or fund balances at end of year (line 4 minus line 5) - Part II, column (b), line 30	6	800,169.

Part IV Capital Gains and Losses for Tax on Investment Income

(a) List and describe the kind(s) of property sold (e.g., real estate, 2-story brick warehouse; or common stock, 200 shs. MLC Co.)

(b) How acquired
P - Purchase
D - Donation

(c) Date acquired
(mo., day, yr.)

(d) Date sold
(mo., day, yr.)

1a PUBLICLY TRADED SECURITIES			
b			
c			
d			
e			
(e) Gross sales price	(f) Depreciation allowed (or allowable)	(g) Cost or other basis plus expense of sale	(h) Gain or (loss) (e) plus (f) minus (g)
a 83,279.		61,302.	21,977.
b			
c			
d			
e			
Complete only for assets showing gain in column (h) and owned by the foundation on 12/31/69			(l) Gains (Col. (h) gain minus col. (k), but not less than -0-) or Losses (from col. (h))
(i) F.M.V. as of 12/31/69	(j) Adjusted basis as of 12/31/69	(k) Excess of col. (i) over col. (j), if any	
a			21,977.
b			
c			
d			
e			
2 Capital gain net income or (net capital loss)	{ If gain, also enter in Part I, line 7 If (loss), enter -0- in Part I, line 7 }		21,977.
3 Net short-term capital gain or (loss) as defined in sections 1222(5) and (6): If gain, also enter in Part I, line 8, column (c) (see instructions). If (loss), enter -0- in Part I, line 8	{ If gain, also enter in Part I, line 8, column (c) (see instructions). If (loss), enter -0- in Part I, line 8 }		3

Part V Qualification Under Section 4940(e) for Reduced Tax on Net Investment Income

(For optional use by domestic private foundations subject to the section 4940(a) tax on net investment income.)

If section 4940(d)(2) applies, leave this part blank.

Was the foundation liable for the section 4942 tax on the distributable amount of any year in the base period? Yes No
 If "Yes," the foundation does not qualify under section 4940(e). Do not complete this part.

1 Enter the appropriate amount in each column for each year; see the instructions before making any entries.

(a) Base period years Calendar year (or tax year beginning in)	(b) Adjusted qualifying distributions	(c) Net value of noncharitable-use assets	(d) Distribution ratio (col (b) divided by col (c))
2012	42,788.	969,576.	0.044131
2011	12,549.	917,718.	0.013674
2010	3,736.	904,530.	0.004130
2009	16,411.	853,008.	0.019239
2008	2,374,412.	2,247,967.	1.056249
2 Total of line 1, column (d)			1.137423
3 Average distribution ratio for the 5-year base period - divide the total on line 2 by 5, or by the number of years the foundation has been in existence if less than 5 years			0.227485
4 Enter the net value of noncharitable-use assets for 2013 from Part X, line 5			1,000,236.
5 Multiply line 4 by line 3			227,539.
6 Enter 1% of net investment income (1% of Part I, line 27b)			276.
7 Add lines 5 and 6			227,815.
8 Enter qualifying distributions from Part XII, line 4 If line 8 is equal to or greater than line 7, check the box in Part VI, line 1b, and complete that part using a 1% tax rate. See the Part VI instructions.			7,864.

Part VI Excise Tax Based on Investment Income (Section 4940(a), 4940(b), 4940(e), or 4948 - see instructions)

Table with 11 rows for excise tax calculations. Includes sub-rows 6a-6d for credits and payments. Total amount owed is 645.

Part VII-A Statements Regarding Activities

Table with 10 rows for activity statements. Includes questions about political campaigns, unrelated business income, and substantial contributors. Marked with 'X' for 'Yes' or 'No'.

Part VII-A Statements Regarding Activities (continued)

11 At any time during the year, did the foundation, directly or indirectly, own a controlled entity within the meaning of section 512(b)(13)? If "Yes," attach schedule (see instructions). 11 X
12 Did the foundation make a distribution to a donor advised fund over which the foundation or a disqualified person had advisory privileges? If "Yes," attach statement (see instructions) 12 X
13 Did the foundation comply with the public inspection requirements for its annual returns and exemption application? 13 X
Website address N/A
14 The books are in care of JPMORGAN CHASE BANK, NA Telephone no. (866) 888-5157
Located at 10 S DEARBORN ST IL1-0117, CHICAGO, IL ZIP+4 60603
15 Section 4947(a)(1) nonexempt charitable trusts filing Form 990-PF in lieu of Form 1041 - Check here and enter the amount of tax-exempt interest received or accrued during the year. 15
16 At any time during calendar year 2013, did the foundation have an interest in or a signature or other authority over a bank, securities, or other financial account in a foreign country? 16 Yes No X
See the instructions for exceptions and filing requirements for Form TD F 90-22.1. If "Yes," enter the name of the foreign country

Part VII-B Statements Regarding Activities for Which Form 4720 May Be Required

File Form 4720 if any item is checked in the "Yes" column, unless an exception applies.

1a During the year did the foundation (either directly or indirectly):
(1) Engage in the sale or exchange, or leasing of property with a disqualified person? Yes No X
(2) Borrow money from, lend money to, or otherwise extend credit to (or accept it from) a disqualified person? Yes No X
(3) Furnish goods, services, or facilities to (or accept them from) a disqualified person? Yes No X
(4) Pay compensation to, or pay or reimburse the expenses of, a disqualified person? X Yes No
(5) Transfer any income or assets to a disqualified person (or make any of either available for the benefit or use of a disqualified person)? Yes No X
(6) Agree to pay money or property to a government official? (Exception. Check "No" if the foundation agreed to make a grant to or to employ the official for a period after termination of government service, if terminating within 90 days.) Yes No X
b If any answer is "Yes" to 1a(1)-(6), did any of the acts fail to qualify under the exceptions described in Regulations section 53.4941(d)-3 or in a current notice regarding disaster assistance (see instructions)? 1b X
Organizations relying on a current notice regarding disaster assistance check here
c Did the foundation engage in a prior year in any of the acts described in 1a, other than excepted acts, that were not corrected before the first day of the tax year beginning in 2013? 1c X
2 Taxes on failure to distribute income (section 4942) (does not apply for years the foundation was a private operating foundation defined in section 4942(j)(3) or 4942(j)(5))
a At the end of tax year 2013, did the foundation have any undistributed income (lines 6d and 6e, Part XIII) for tax year(s) beginning before 2013? Yes No X
If "Yes," list the years
b Are there any years listed in 2a for which the foundation is not applying the provisions of section 4942(a)(2) (relating to incorrect valuation of assets) to the year's undistributed income? (If applying section 4942(a)(2) to all years listed, answer "No" and attach statement - see instructions) 2b
c If the provisions of section 4942(a)(2) are being applied to any of the years listed in 2a, list the years here.
3a Did the foundation hold more than a 2% direct or indirect interest in any business enterprise at any time during the year? Yes No X
b If "Yes," did it have excess business holdings in 2013 as a result of (1) any purchase by the foundation or disqualified persons after May 26, 1969, (2) the lapse of the 5-year period (or longer period approved by the Commissioner under section 4943(c)(7)) to dispose of holdings acquired by gift or bequest; or (3) the lapse of the 10-, 15-, or 20-year first phase holding period? (Use Schedule C, Form 4720, to determine if the foundation had excess business holdings in 2013) 3b
4a Did the foundation invest during the year any amount in a manner that would jeopardize its charitable purposes? 4a X
b Did the foundation make any investment in a prior year (but after December 31, 1969) that could jeopardize its charitable purpose that had not been removed from jeopardy before the first day of the tax year beginning in 2013? 4b X

Part VII-B Statements Regarding Activities for Which Form 4720 May Be Required (continued)

5a During the year did the foundation pay or incur any amount to:

(1) Carry on propaganda, or otherwise attempt to influence legislation (section 4945(e))? Yes No

(2) Influence the outcome of any specific public election (see section 4955); or to carry on, directly or indirectly, any voter registration drive? Yes No

(3) Provide a grant to an individual for travel, study, or other similar purposes? Yes No

(4) Provide a grant to an organization other than a charitable, etc., organization described in section 509(a)(1), (2), or (3), or section 4940(d)(2)? (see instructions) Yes No

(5) Provide for any purpose other than religious, charitable, scientific, literary, or educational purposes, or for the prevention of cruelty to children or animals? Yes No

b If any answer is "Yes" to 5a(1)-(5), did any of the transactions fail to qualify under the exceptions described in Regulations section 53.4945 or in a current notice regarding disaster assistance (see instructions)? Yes No
 Organizations relying on a current notice regarding disaster assistance check here

c If the answer is "Yes" to question 5a(4), does the foundation claim exemption from the tax because it maintained expenditure responsibility for the grant? Yes No
 If "Yes," attach the statement required by Regulations section 53.4945-5(d)

6a Did the foundation, during the year, receive any funds, directly or indirectly, to pay premiums on a personal benefit contract? Yes No

b Did the foundation, during the year, pay premiums, directly or indirectly, on a personal benefit contract? Yes No
 If "Yes" to 6b, file Form 8870

7a At any time during the tax year, was the foundation a party to a prohibited tax shelter transaction? Yes No

b If "Yes," did the foundation receive any proceeds or have any net income attributable to the transaction? Yes No

Part VIII Information About Officers, Directors, Trustees, Foundation Managers, Highly Paid Employees, and Contractors

1 List all officers, directors, trustees, foundation managers and their compensation (see instructions).

(a) Name and address	(b) Title, and average hours per week devoted to position	(c) Compensation (If not paid, enter -0-)	(d) Contributions to employee benefit plans and deferred compensation	(e) Expense account, other allowances
JP MORGAN CHASE BANK, NA 10 S DEARBORN ST IL1-0117, CHICAGO, IL 60603	TRUSTEE 2	11,061.	-0-	-0-

2 Compensation of five highest-paid employees (other than those included on line 1 - see instructions). If none, enter "NONE."

(a) Name and address of each employee paid more than \$50,000	(b) Title, and average hours per week devoted to position	(c) Compensation	(d) Contributions to employee benefit plans and deferred compensation	(e) Expense account, other allowances
NONE		NONE	NONE	NONE

Total number of other employees paid over \$50,000 NONE

Part VIII Information About Officers, Directors, Trustees, Foundation Managers, Highly Paid Employees, and Contractors (continued)

3 Five highest-paid independent contractors for professional services (see instructions). If none, enter "NONE."

(a) Name and address of each person paid more than \$50,000	(b) Type of service	(c) Compensation
NONE		NONE

Total number of others receiving over \$50,000 for professional services ▶		NONE

Part IX-A Summary of Direct Charitable Activities

List the foundation's four largest direct charitable activities during the tax year. Include relevant statistical information such as the number of organizations and other beneficiaries served, conferences convened, research papers produced, etc	Expenses
1 NONE	
2	
3	
4	

Part IX-B Summary of Program-Related Investments (see instructions)

Describe the two largest program-related investments made by the foundation during the tax year on lines 1 and 2.	Amount
1 NONE	
2	
All other program-related investments See instructions.	
3 NONE	
Total. Add lines 1 through 3 ▶	

Part X Minimum Investment Return (All domestic foundations must complete this part. Foreign foundations, see instructions.)

1	Fair market value of assets not used (or held for use) directly in carrying out charitable, etc., purposes:		
a	Average monthly fair market value of securities	1a	764,546.
b	Average of monthly cash balances	1b	250,922.
c	Fair market value of all other assets (see instructions)	1c	NONE
d	Total (add lines 1a, b, and c)	1d	1,015,468.
e	Reduction claimed for blockage or other factors reported on lines 1a and 1c (attach detailed explanation)	1e	
2	Acquisition indebtedness applicable to line 1 assets	2	NONE
3	Subtract line 2 from line 1d	3	1,015,468.
4	Cash deemed held for charitable activities. Enter 1 1/2% of line 3 (for greater amount, see instructions)	4	15,232.
5	Net value of noncharitable-use assets. Subtract line 4 from line 3. Enter here and on Part V, line 4.	5	1,000,236.
6	Minimum investment return. Enter 5% of line 5	6	50,012.

Part XI Distributable Amount (see instructions) (Section 4942(j)(3) and (j)(5) private operating foundations and certain foreign organizations check here and do not complete this part.)

1	Minimum investment return from Part X, line 6	1	50,012.
2a	Tax on investment income for 2013 from Part VI, line 5	2a	551.
b	Income tax for 2013. (This does not include the tax from Part VI.)	2b	
c	Add lines 2a and 2b	2c	551.
3	Distributable amount before adjustments. Subtract line 2c from line 1.	3	49,461.
4	Recoveries of amounts treated as qualifying distributions	4	NONE
5	Add lines 3 and 4	5	49,461.
6	Deduction from distributable amount (see instructions)	6	NONE
7	Distributable amount as adjusted. Subtract line 6 from line 5. Enter here and on Part XIII, line 1.	7	49,461.

Part XII Qualifying Distributions (see instructions)

1	Amounts paid (including administrative expenses) to accomplish charitable, etc., purposes:		
a	Expenses, contributions, gifts, etc. - total from Part I, column (d), line 26	1a	7,864.
b	Program-related investments - total from Part IX-B	1b	
2	Amounts paid to acquire assets used (or held for use) directly in carrying out charitable, etc., purposes	2	NONE
3	Amounts set aside for specific charitable projects that satisfy the:		
a	Suitability test (prior IRS approval required)	3a	NONE
b	Cash distribution test (attach the required schedule)	3b	NONE
4	Qualifying distributions. Add lines 1a through 3b. Enter here and on Part V, line 8, and Part XIII, line 4.	4	7,864.
5	Foundations that qualify under section 4940(e) for the reduced rate of tax on net investment income. Enter 1% of Part I, line 27b (see instructions)	5	N/A
6	Adjusted qualifying distributions. Subtract line 5 from line 4	6	7,864.

Note. The amount on line 6 will be used in Part V, column (b), in subsequent years when calculating whether the foundation qualifies for the section 4940(e) reduction of tax in those years.

Part XIII Undistributed Income (see instructions)

	(a) Corpus	(b) Years prior to 2012	(c) 2012	(d) 2013
1 Distributable amount for 2013 from Part XI, line 7				49,461.
2 Undistributed income, if any, as of the end of 2013				
a Enter amount for 2012 only			NONE	
b Total for prior years 20 <u>11</u> , 20 <u> </u> , 20 <u> </u>		NONE		
3 Excess distributions carryover, if any, to 2013:				
a From 2008	2,024,377.			
b From 2009	NONE			
c From 2010	NONE			
d From 2011	NONE			
e From 2012	NONE			
f Total of lines 3a through e	2,024,377.			
4 Qualifying distributions for 2013 from Part XII, line 4: ► \$ <u>7,864.</u>				
a Applied to 2012, but not more than line 2a			NONE	
b Applied to undistributed income of prior years (Election required - see instructions)		NONE		
c Treated as distributions out of corpus (Election required - see instructions)	NONE			
d Applied to 2013 distributable amount				7,864.
e Remaining amount distributed out of corpus	NONE			
5 Excess distributions carryover applied to 2013 (If an amount appears in column (d), the same amount must be shown in column (a).)	41,597.			41,597.
6 Enter the net total of each column as indicated below:				
a Corpus. Add lines 3f, 4c, and 4e. Subtract line 5	1,982,780.			
b Prior years' undistributed income. Subtract line 4b from line 2b		NONE		
c Enter the amount of prior years' undistributed income for which a notice of deficiency has been issued, or on which the section 4942(a) tax has been previously assessed		NONE		
d Subtract line 6c from line 6b. Taxable amount - see instructions		NONE		
e Undistributed income for 2012. Subtract line 4a from line 2a. Taxable amount - see instructions			NONE	
f Undistributed income for 2013. Subtract lines 4d and 5 from line 1. This amount must be distributed in 2014				
7 Amounts treated as distributions out of corpus to satisfy requirements imposed by section 170(b)(1)(F) or 4942(g)(3) (see instructions)	NONE			
8 Excess distributions carryover from 2008 not applied on line 5 or line 7 (see instructions)	1,982,780.			
9 Excess distributions carryover to 2014. Subtract lines 7 and 8 from line 6a	NONE			
10 Analysis of line 9:				
a Excess from 2009	NONE			
b Excess from 2010	NONE			
c Excess from 2011	NONE			
d Excess from 2012	NONE			
e Excess from 2013	NONE			

Part XIV Private Operating Foundations (see instructions and Part VII-A, question 9)

NOT APPLICABLE

1 a If the foundation has received a ruling or determination letter that it is a private operating foundation, and the ruling is effective for 2013, enter the date of the ruling

b Check box to indicate whether the foundation is a private operating foundation described in section 4942(j)(3) or 4942(j)(5)

	Tax year	Prior 3 years			(e) Total
	(a) 2013	(b) 2012	(c) 2011	(d) 2010	
2 a Enter the lesser of the adjusted net income from Part I or the minimum investment return from Part X for each year listed					
b 85% of line 2a					
c Qualifying distributions from Part XII, line 4 for each year listed					
d Amounts included in line 2c not used directly for active conduct of exempt activities					
e Qualifying distributions made directly for active conduct of exempt activities Subtract line 2d from line 2c					
3 Complete 3a, b, or c for the alternative test relied upon					
a "Assets" alternative test - enter					
(1) Value of all assets					
(2) Value of assets qualifying under section 4942(j)(3)(B)(i).					
b "Endowment" alternative test - enter 2/3 of minimum investment return shown in Part X, line 6 for each year listed					
c "Support" alternative test - enter					
(1) Total support other than gross investment income (interest, dividends, rents, payments on securities loans (section 512(a)(5)), or royalties).					
(2) Support from general public and 5 or more exempt organizations as provided in section 4942(j)(3)(B)(iii)					
(3) Largest amount of support from an exempt organization.					
(4) Gross investment income					

Part XV Supplementary Information (Complete this part only if the foundation had \$5,000 or more in assets at any time during the year - see instructions.)

1 Information Regarding Foundation Managers:

a List any managers of the foundation who have contributed more than 2% of the total contributions received by the foundation before the close of any tax year (but only if they have contributed more than \$5,000). (See section 507(d)(2).)

N/A

b List any managers of the foundation who own 10% or more of the stock of a corporation (or an equally large portion of the ownership of a partnership or other entity) of which the foundation has a 10% or greater interest.

N/A

2 Information Regarding Contribution, Grant, Gift, Loan, Scholarship, etc., Programs:

Check here if the foundation only makes contributions to preselected charitable organizations and does not accept unsolicited requests for funds. If the foundation makes gifts, grants, etc. (see instructions) to individuals or organizations under other conditions, complete items 2a, b, c, and d.

a The name, address, and telephone number or e-mail address of the person to whom applications should be addressed:

SEE STATEMENT 6

b The form in which applications should be submitted and information and materials they should include:

SEE ATTACHED STATEMENT FOR LINE 2

c Any submission deadlines:

SEE ATTACHED STATEMENT FOR LINE 2

d Any restrictions or limitations on awards, such as by geographical areas, charitable fields, kinds of institutions, or other factors:

SEE ATTACHED STATEMENT FOR LINE 2

Part XV Supplementary Information (continued)

3 Grants and Contributions Paid During the Year or Approved for Future Payment

Recipient Name and address (home or business)	If recipient is an individual, show any relationship to any foundation manager or substantial contributor	Foundation status of recipient	Purpose of grant or contribution	Amount
a Paid during the year				
CRAYONS TO CLASSROOMS 1511 KUNTZ RD DAYTON OH 45404	NONE	PC	GENERAL	2,276.
KIDS IN NEW DIRECTIONS	NONE	PC	GENERAL	2,276.
Total ▶ 3a				4,552.
b Approved for future payment				
Total ▶ 3b				

Part XVII Information Regarding Transfers To and Transactions and Relationships With Noncharitable Exempt Organizations

- 1 Did the organization directly or indirectly engage in any of the following with any other organization described in section 501(c) of the Code... a Transfers from the reporting foundation to a noncharitable exempt organization of: (1) Cash (2) Other assets b Other transactions: (1) Sales of assets to a noncharitable exempt organization (2) Purchases of assets from a noncharitable exempt organization (3) Rental of facilities, equipment, or other assets (4) Reimbursement arrangements (5) Loans or loan guarantees (6) Performance of services or membership or fundraising solicitations c Sharing of facilities, equipment, mailing lists, other assets, or paid employees d If the answer to any of the above is "Yes," complete the following schedule.

Table with 4 columns: (a) Line no., (b) Amount involved, (c) Name of noncharitable exempt organization, (d) Description of transfers, transactions, and sharing arrangements

2a Is the foundation directly or indirectly affiliated with, or related to, one or more tax-exempt organizations described in section 501(c) of the Code (other than section 501(c)(3)) or in section 527? Yes No

Table with 3 columns: (a) Name of organization, (b) Type of organization, (c) Description of relationship

Sign Here Under penalties of perjury, I declare that I have examined this return, including accompanying schedules and statements, and to the best of my knowledge and belief, it is true, correct, and complete. Declaration of preparer (other than taxpayer) is based on all information of which preparer has any knowledge. Signature of officer or trustee: New Bin VICE PRESIDENT Date: 08/18/2015 Title: May the IRS discuss this return with the preparer shown below (see instructions)? X Yes No

Paid Preparer Use Only Print/Type preparer's name: CAROLYN J. SECHEL Preparer's signature: Carolyn J. Sechel Date: 08/18/2015 Check self-employed if PTIN: P01256399 Firm's name: DELOITTE TAX LLP Firm's EIN: 86-1065772 Firm's address: 127 PUBLIC SQUARE CLEVELAND, OH 44114 Phone no.: 312-486-9652

MARY MIKESELL CHARITABLE TR R80919005

91-2091454

FORM 990PF, PART I - DIVIDENDS AND INTEREST FROM SECURITIES
=====

DESCRIPTION -----	REVENUE AND EXPENSES PER BOOKS -----	NET INVESTMENT INCOME -----
DIVIDEND	14,266.	14,208.
	-----	-----
TOTAL	14,266.	14,208.
	=====	=====

FORM 990PF, PART I - OTHER INCOME
=====

DESCRIPTION -----	REVENUE AND EXPENSES PER BOOKS -----
OTHER INCOME	580.
TOTALS	----- 580. =====

FORM 990PF, PART I - TAXES
=====

DESCRIPTION -----	REVENUE AND EXPENSES PER BOOKS -----	NET INVESTMENT INCOME -----
FEDERAL ESTIMATES - INCOME	550.	
FOREIGN TAXES ON QUALIFIED FOR	269.	269.
FOREIGN TAXES ON NONQUALIFIED	47.	47.
	-----	-----
TOTALS	866.	316.
	=====	=====

MARY MIKESELL CHARITABLE TR R80919005

91-2091454

FORM 990PF, PART I - OTHER EXPENSES
=====

DESCRIPTION -----	REVENUE AND EXPENSES PER BOOKS -----	CHARITABLE PURPOSES -----
OTHER ALLOCABLE EXPENSE-PRINCI	247.	247.
ATTORNEY GENERAL FEE	300.	300.
TOTALS	----- 547. =====	----- 547. =====

FORM 990PF, PART III - OTHER DECREASES IN NET WORTH OR FUND BALANCES

=====

DESCRIPTION -----	AMOUNT -----
PRIOR PERIOD ADJUSTMENT	581.
COST BASIS ADJUSTMENT	272.

TOTAL	853.
	=====

=====

RECIPIENT NAME:

BELINDA A BURNS

ADDRESS:

40 N MAIN ST, KETTERING TOWER STE 1520
DAYTON, OH 45423

RECIPIENT'S PHONE NUMBER: 937-222-4505

FORM, INFORMATION AND MATERIALS:

SEE ATTACHED GRANT MAKING POLICY STATEMENT AND GRANT APPLICATION FORM
SUBMISSION DEADLINES:

COMPLETED APPLICATIONS ARE REVIEWED PERIODICALLY

RESTRICTIONS OR LIMITATIONS ON AWARDS:

NONE



Account Summary

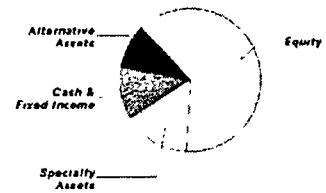
PRINCIPAL

Asset Allocation	Beginning Market Value	Ending Market Value	Change In Value	Estimated Annual Income	Current Allocation
Equity	475,899.24	534,127.57	58,228.33	6,295.25	63%
Alternative Assets	81,827.44	79,779.08	(2,048.36)	1,370.11	10%
Cash & Fixed Income	116,712.55	96,085.39	(20,627.16)	1,985.05	12%
Specialty Assets	73,251.89	122,656.05	49,404.16		15%
Market Value	\$747,691.12	\$832,648.09	\$84,956.97	\$9,650.42	100%

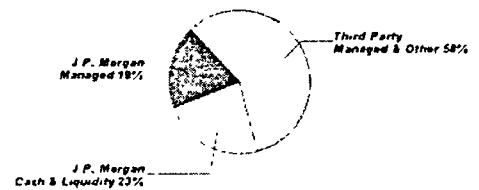
INCOME

Cash Position	Beginning Market Value	Ending Market Value	Change In Value
Cash Balance	227,559.97	229,997.25	2,437.29
Accruals	227.39	150.99	(76.40)
Market Value	\$227,787.36	\$230,148.25	\$2,360.89

Asset Allocation



Manager Allocation *



* J.P. Morgan Managed includes (to the extent permitted under applicable law) mutual funds, other registered funds and hedge funds managed by J.P. Morgan and structured products issued by J.P. Morgan. J.P. Morgan Cash & Liquidity Funds includes cash, J.P. Morgan deposit sweeps and J.P. Morgan money market mutual funds. Third-Party Managed & Other includes mutual funds, exchange traded funds, hedge funds, and separately managed accounts managed by parties other than J.P. Morgan, structured products and exchange traded notes issued by parties other than J.P. Morgan; and other investments not managed or issued by J.P. Morgan. See important information about investment principles and conflicts in the disclosures section.



MARY MIKESELL PRIVATE FOUNDATION ACCT. R80919005
As of 11/30/14

Account Summary CONTINUED

<u>Cost Summary</u>	<u>Cost</u>
Equity	366,249.82
Cash & Fixed Income	92,366.82
Total	\$458,616.64



15040701803100011140
10147300000000111140

J.P.Morgan

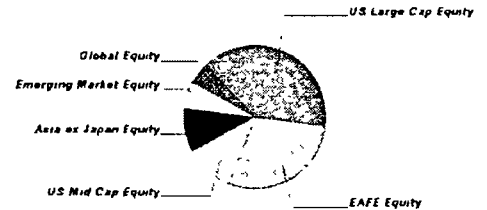


MARY MIKESELL PRIVATE FOUNDATION ACCT# R80919005
As of 11/30/14

Equity Summary

Asset Categories	Beginning Market Value	Ending Market Value	Change In Value	Current Allocation
US Large Cap Equity	227,404.20	230,382.35	2,978.15	25%
US Mid Cap Equity	53,636.44	57,109.88	3,473.44	7%
EAFE Equity	110,513.70	148,307.91	37,794.21	18%
Asia ex-Japan Equity	44,129.43	46,537.84	2,408.41	6%
Emerging Market Equity	40,215.47	29,262.72	(10,952.75)	4%
Global Equity	0.00	22,526.86	22,526.86	3%
Total Value	\$475,899.24	\$534,127.57	\$58,228.33	63%

Asset Categories



Equity as a percentage of your portfolio - 63%

Market Value/Cost	Current Period Value
Market Value	534,127.57
Tax Cost	366,249.82
Unrealized Gain/Loss	167,877.75
Estimated Annual Income	6,295.26
Yield	1.17%

Equity Detail

	Price	Quantity	Value	Adjusted Tax Cost Original Cost	Unrealized Gain/Loss	Est Annual Inc Accrued Div	Yield
US Large Cap Equity							
HARTFORD CAPITAL APPREC-I 416649-30-9 ITHI X	50.88	536.422	27,293.15	13,158.44	14,134.71	126.05	0.46%

J.P.Morgan



MARY MIKESELL PRIVATE FOUNDATION ACCT. R80919005
As of 11/30/14

	Pnce	Quantity	Value	Adjusted Tax Cost Original Cost	Unrealized Gain Loss	Est Annual Inc Accrued Div	Yield
US Large Cap Equity							
JPM GRWTH ADVANTAGE FD - SEL FUND 1567 4812A3-71-8 JGAS X	15 25	637 171	9,716 86	3,772 05	5,944 81		
JPM LARGE CAP GRWTH FD - SEL FUND 3118 4812C0-53-0 SEEG X	35 37	946 638	33,482 59	22,496 93	10,985 66		
JPM TAX AWARE EQ FD - INSTL FUND 1236 4812A1-65-4 JPDE X	29 86	749 246	22,372 49	9 341 41	13,031 08	221 02	0 99%
NEUBERGER BER MU'C OPP-INS 6412Q-30-9 NMUL X	16 45	2,449 920	40,301 18	25,534 15	14,767 03	254 59	0 66%
PRIMECAP ODYSSEY STOCK FUND 74160Q-30-1 POSK X	24 51	1,683 888	41 272 09	25 557 26	15 714 83	407 50	0 99%
SPDR S&P 500 ETF TRUST 78462F-10-3 SPY	207 20	270 000	55 944 00	33,135 68	22,809 32	993 87	1 78%
Total US Large Cap Equity			\$230,382.36	\$132,995.92	\$97,386.44	\$2,013.03	0.88%
US Mid Cap Equity							
ASTON FAIRPOINTE MID CAP-I 00078H-15-8 ABMI X	49 10	457 780	22 477 00	13,132 42	9 344 58	27 92	0 12%
ISHARES RUSSELL MIDCAP INDEX FUND 454287-49-9 IWV	167 52	113 000	18,929 76	7,304 31	11,625 45	253 79	1 34%



180073018031900131141
161807300500200411141



MARY MIKESSELL PRIVATE FOUNDATION ACCT. R80919005
As of 11/30/14

	Price	Quantity	Value	Adjusted Tax Cost Original Cost	Unrealized Gain/Loss	Est. Annual Inc Accrued Div	Yield
US Mid Cap Equity							
JPM MKT EXP ENH INDEX FD - SEL FUND 3708 4812C1-63-7 PGMI X	14 07	1 116 071	15,703 12	7,500 00	8,203 12	133.92	0 85%
Total US Mid Cap Equity			557,109.88	\$27,936.73	\$29,173.15	\$415 63	0 73%
EAFE Equity							
CAPITAL PRIVATE CLIENT SVCS CAP NON US EQT 14042Y-60-1 CNUS X	11 91	2,957 161	35,219 79	31,612 05	3,607 74	266 14	0 76%
DODGE & COX INTL STOCK FUND 256206-10-3 DODF X	45 21	794 732	35,929 83	27,229 86	8 699 97	552 33	1 54%
ISHARES MSCI EAFE INDEX FUND 464287-46-5 EFA	63 99	338 000	21,628 62	16,694 12	4,934 50	753 06	3 48%
JPM INTL VALUE FD - INSTL FUND 1375 4812A0-57-3 JNUS X	14 47	1,920 103	27,783 89	20,604 29	7,179 60	510 59	2 20%
T ROWE PRICE OVERSEAS STOCK 77956H-75-7 TROS X	10 04	2 763 524	27,745 78	26,944 36	801 42	525 06	1 89%
Total EAFE Equity			\$148,307.91	\$123,084.68	\$25,223 23	\$2,707.18	1.83%
Asia ex-Japan Equity							
COLUMBIA ASIA PAX X-JPN-R5 19763P-57-2 TAPR X	14 57	970 234	14,136 31	11,254 71	2 881 60	169 79	1 20%



MARY MIKESELL PRIVATE FOUNDATION ACCT. R80919005
As of 11/30/14

	Price	Quantity	Value	Adjusted Tax Cost Original Cost	Unrealized Gain/Loss	Est. Annual Inc Accrued Div	Yield
Asia ex-Japan Equity							
ISHARES MSCI ALL COUNTRY ASIA EX JAPAN INDEX FUND 464288-18-2 AAXJ	52.89	167,000	10,502.63	7,329.63	3,173.00	175.18	1.67%
T ROWE PRICE NEW ASIA 77956H-50-0 PRAS X	17.87	1,225,455	21,898.90	18,638.73	3,260.17	183.81	0.84%
Total Asia ex-Japan Equity			\$46,537.84	\$37,223.07	\$9,314.77	\$528.78	1.14%
Emerging Market Equity							
DELAWARE EMERGING MARKETS-I 245914-81-7 DEMI X	16.21	1,357,772	22,009.48	17,745.45	4,264.03	209.09	0.95%
VANGUARD FTSE EMERGING MARKETS ETF 922042-85-8 VWO	42.17	172,000	7,253.24	7,055.70	197.54	203.82	2.81%
Total Emerging Market Equity			\$29,262.72	\$24,801.15	\$4,461.57	\$412.91	1.41%
Global Equity							
JPM GBL RES ENH INDEX FD - SEL FUND 3457 46637K-51-3 JEIT X	19.14	1,176,952	22,526.86	20,208.27	2,318.59	217.73	0.97%



150407301801000131142
151407301801000131142



Alternative Assets Summary

Asset Categories	Beginning Estimated Value	Ending Estimated Value	Change In Value	Current Allocation
Hedge Funds	59,094.91	79,779.08	20,684.17	10%
Real Estate & Infrastructure	9,696.93	0.00	(9,696.93)	
Hard Assets	13,035.60	0.00	(13,035.60)	
Total Value	\$81,827.44	\$79,779.08	(\$2,048.36)	10%

Alternative Assets Detail

	Price	Quantity	Estimated Value	Cost
Hedge Funds				
EATON VANCE GLOBAL MACRO-I 277923-72-8 EIGM X	9.38	1,181.763	11,084.94	11,593.08
GATEWAY FUND-Y 367829-88-4 GTEY X	29.65	664.754	19,709.96	18,427.25
INV BALANCED-RISK ALLOC-Y 00141V-69-7 ABRY X	12.63	899.465	11,360.26	11,553.57
PIMCO UNCONSTRAINED BOND-P 72201M-45-3 PUCP X	11.29	1,103.387	12,457.24	12,644.82
PRUDENTIAL INVT PORTFOLIOS 9 PRU ABRTN FD Z 74441J-82-9 PADZ X	9.79	1,369.124	13,403.72	13,472.18



MARY MIKESELL PRIVATE FOUNDATION ACCT. R80919005
As of 11/30/14

	Price	Quantity	Estimated Value	Cost
Hedge Funds				
THE ARBITRAGE FUND-I 03875R-20-5 ARBN X	12.96	907.636	11,762.96	11,844.19
Total Hedge Funds			\$79,779.08	\$79,535.09



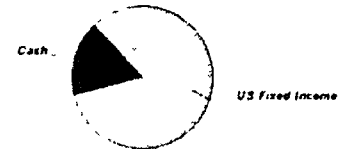
1811160010050100181
1811160010050100181



Cash & Fixed Income Summary

Asset Categories	Beginning Market Value	Ending Market Value	Change In Value	Current Allocation
Cash	14,721.94	15,338.16	616.22	2%
US Fixed Income	101,990.61	80,747.23	(21,243.38)	10%
Total Value	\$116,712.55	\$96,085.39	(\$20,627.16)	12%

Asset Categories



Market Value/Cost	Current Period Value
Market Value	96,085.39
Tax Cost	92,366.82
Unrealized Gain/Loss	3,718.57
Estimated Annual Income	1,985.05
Accrued Interest	150.99
Yield	2.06%

SUMMARY BY MATURITY

Cash & Fixed Income	Market Value	% of Bond Portfolio
0-6 months ¹	96,085.39	100%

¹ The years indicate the number of years until the bond is scheduled to mature based on the statement end date. Some bonds may be called, or paid in full, before their stated maturity.

SUMMARY BY TYPE

Cash & Fixed Income	Market Value	% of Bond Portfolio
Cash	15,338.16	15%
Mutual Funds	80,747.23	85%
Total Value	\$96,085.39	100%

Cash & Fixed Income as a percentage of your portfolio - 12 %



MARY MIKESSELL PRIVATE FOUNDATION ACCT. R80919005
As of 11/30/14

Note: This is the Annual Percentage Yield (APY) which is the rate earned if balances remain on deposit for a full year with compounding, there is no change in the interest rate and all interest is left in the account

Cash & Fixed Income Detail

	Price	Quantity	Value	Adjusted Tax Cost Original Cost	Unrealized Gain/Loss	Est Annual Income Accrued Interest	Yield
Cash							
US DOLLAR PRINCIPAL	1.00	15,338.16	15,338.16	15,338.16		4.60	0.03%
US Fixed Income							
JPM CORE BD FD - SEL FUND 3720 4812C0-38-1	11.79	3,171.71	37,394.46	35,723.94	1,670.52	961.02 72.95	2.57%
JPM HIGH YIELD FD - SEL FUND 3580 4812C0-80-3	7.91	1,678.35	13,275.72	11,093.88	2,181.84	760.29 58.74	5.73%
JPM SHORT DURATION BD FD - SEL FUND 3133 4812C1-33-0	10.91	2,756.83	30,077.05	30,210.84	(133.79)	259.14 19.30	0.66%
Total US Fixed Income			\$80,747.23	\$77,028.66	\$3,718.57	\$1,980.45 \$150.99	2.45%



14R07028011000131144
14R07028011000131144



Specialty Assets Summary

Asset Categories	Beginning Estimated Value	Ending Estimated Value	Change In Value	Current Allocation
Closely Held	73,251.89	122,656.05	49,404.16	15%

Specialty Assets Detail

	Price	Quantity	Value	Adjusted Tax Cost Original Cost	Unrealized Gain Loss	Est Annual Inc Accrued Div	Yield
Closely Held							
LEO STREET CREATIONS LLC 999416-76-1	1.86 12/31/13	1,238.200	2,303.05	2,544.50	(241.45)		
MIKE SELLS INC CL A VTG RESTRICTED NO Client 592591-15-5	99.00 12/31/13	123.800	12,256.20	2,946.44	9,309.76		
MIKE SELLS INC CL B NON VTG RESTRICTED NO Client 592591-15-4	97.00 12/31/13	1,114.400	108,096.80	26,529.41	81,567.39		
Total Closely Held			\$122,656.05	\$32,020.35	\$90,635.70	\$0.00	0.00%