



See a Social Security Number? Say Something!
Report Privacy Problems to <https://public.resource.org/privacy>
Or call the IRS Identity Theft Hotline at 1-800-908-4490



Form **990-PF**

Return of Private Foundation

or Section 4947(a)(1) Trust Treated as Private Foundation

Do not enter Social Security numbers on this form as it may be made public.

OMB No 1545-0052

2013

Open to Public Inspection

Department of the Treasury
Internal Revenue Service

Information about Form 990-PF and its separate instructions is at www.irs.gov/form990pf

For calendar year 2013 or tax year beginning 12/01, 2013, and ending 11/30, 2014

Name of foundation
BROOMFIELD CHARITABLE FOUNDATION V25774007

Number and street (or P O box number if mail is not delivered to street address) Room/suite
10 S DEARBORN IL1-0117

City or town, state or province, country, and ZIP or foreign postal code
CHICAGO, IL 60603

A Employer identification number
38-3083449

B Telephone number (see instructions)
866-888-5157

C If exemption application is pending, check here

D 1 Foreign organizations, check here
2 Foreign organizations meeting the 85% test, check here and attach computation

E If private foundation status was terminated under section 507(b)(1)(A), check here

F If the foundation is in a 60-month termination under section 507(b)(1)(B), check here

G Check all that apply:

<input type="checkbox"/> Initial return	<input type="checkbox"/> Initial return of a former public charity
<input type="checkbox"/> Final return	<input type="checkbox"/> Amended return
<input type="checkbox"/> Address change	<input type="checkbox"/> Name change

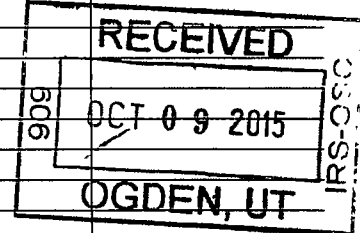
H Check type of organization: Section 501(c)(3) exempt private foundation
 Section 4947(a)(1) nonexempt charitable trust Other taxable private foundation

I Fair market value of all assets at end of year (from Part II, col. (c), line 16) **\$ 812,955.**

J Accounting method: Cash Accrual
 Other (specify) _____
(Part I, column (d) must be on cash basis.)

3/4

Part I Analysis of Revenue and Expenses (The total of amounts in columns (b), (c), and (d) may not necessarily equal the amounts in column (a) (see instructions).)		(a) Revenue and expenses per books	(b) Net investment income	(c) Adjusted net income	(d) Disbursements for charitable purposes (cash basis only)
1	Contributions, gifts, grants, etc., received (attach schedule)				
2	Check <input checked="" type="checkbox"/> if the foundation is not required to attach Sch B				
3	Interest on savings and temporary cash investments				
4	Dividends and interest from securities	13,190.	13,179.		
5a	Gross rents				
	b Net rental income or (loss)				
6a	Net gain or (loss) from sale of assets not on line 10	37,498.			
	b Gross sales price for all assets on line 6a	237,519.			
7	Capital gain net income (from Part IV, line 2)		37,498.		
8	Net short-term capital gain				
9	Income modifications				
10a	Gross sales less returns and allowances				
	b Less Cost of goods sold				
	c Gross profit or (loss) (attach schedule)				
11	Other income (attach schedule)	395.			STMT 1
12	Total. Add lines 1 through 11	51,083.	50,677.		
13	Compensation of officers, directors, trustees, etc.				
14	Other employee salaries and wages		NONE	NONE	
15	Pension plans, employee benefits		NONE	NONE	
16a	Legal fees (attach schedule)				
	b Accounting fees (attach schedule)				
	c Other professional fees (attach schedule) STMT 2	9,974.	9,974.		
17	Interest				
18	Taxes (attach schedule) (see instructions) STMT 3	651.	431.		
19	Depreciation (attach schedule) and depletion				
20	Occupancy				
21	Travel, conferences, and meetings		NONE	NONE	
22	Printing and publications		NONE	NONE	
23	Other expenses (attach schedule) STMT 4	6,547.			6,547.
24	Total operating and administrative expenses. Add lines 13 through 23	17,172.	10,405.	NONE	6,547.
25	Contributions, gifts, grants paid	28,440.			28,440.
26	Total expenses and disbursements. Add lines 24 and 25	45,612.	10,405.	NONE	34,987.
27	Subtract line 26 from line 12				
	a Excess of revenue over expenses and disbursements	5,471.			
	b Net investment income (if negative, enter -0-)		40,272.		
	c Adjusted net income (if negative, enter -0-)				



SCANNED OCT 15 2015

SCANNED FEB 04 2015

Operating and Administrative Expenses

87

Part II Balance Sheets		Attached schedules and amounts in the description column should be for end-of-year amounts only (See instructions)			
		Beginning of year (a) Book Value	End of year (b) Book Value (c) Fair Market Value		
Assets	1	Cash - non-interest-bearing	76,862.		
	2	Savings and temporary cash investments		62,849.	62,849.
	3	Accounts receivable			
		Less: allowance for doubtful accounts			
	4	Pledges receivable			
		Less: allowance for doubtful accounts			
	5	Grants receivable			
	6	Receivables due from officers, directors, trustees, and other disqualified persons (attach schedule) (see instructions)			
	7	Other notes and loans receivable (attach schedule)			
		Less: allowance for doubtful accounts	NONE		
	8	Inventories for sale or use			
	9	Prepaid expenses and deferred charges			
	10 a	Investments - U S and state government obligations (attach schedule)			
	b	Investments - corporate stock (attach schedule) STMT 5	444,344.	461,940.	583,756.
	c	Investments - corporate bonds (attach schedule) STMT 6	58,367.	65,750.	67,225.
	11	Investments - land, buildings, and equipment basis			
	Less: accumulated depreciation (attach schedule)				
12	Investments - mortgage loans				
13	Investments - other (attach schedule) STMT 7	102,432.	96,611.	99,125.	
14	Land, buildings, and equipment basis				
	Less: accumulated depreciation (attach schedule)				
15	Other assets (describe)				
16	Total assets (to be completed by all filers - see the instructions Also, see page 1, item I)	682,005.	687,150.	812,955.	
Liabilities	17	Accounts payable and accrued expenses			
	18	Grants payable			
	19	Deferred revenue			
	20	Loans from officers, directors, trustees, and other disqualified persons			
	21	Mortgages and other notes payable (attach schedule)			
	22	Other liabilities (describe)			
23	Total liabilities (add lines 17 through 22)			NONE	
Net Assets or Fund Balances	Foundations that follow SFAS 117, check here <input type="checkbox"/>				
	and complete lines 24 through 26 and lines 30 and 31.				
	24	Unrestricted			
	25	Temporarily restricted			
	26	Permanently restricted			
	Foundations that do not follow SFAS 117, check here <input checked="" type="checkbox"/>				
	check here and complete lines 27 through 31.				
27	Capital stock, trust principal, or current funds	682,005.	687,150.		
28	Paid-in or capital surplus, or land, bldg, and equipment fund				
29	Retained earnings, accumulated income, endowment, or other funds				
30	Total net assets or fund balances (see instructions)	682,005.	687,150.		
31	Total liabilities and net assets/fund balances (see instructions)	682,005.	687,150.		

Part III Analysis of Changes in Net Assets or Fund Balances

1	Total net assets or fund balances at beginning of year - Part II, column (a), line 30 (must agree with end-of-year figure reported on prior year's return)	1	682,005.
2	Enter amount from Part I, line 27a	2	5,471.
3	Other increases not included in line 2 (itemize)	3	
4	Add lines 1, 2, and 3	4	687,476.
5	Decreases not included in line 2 (itemize) PRIOR PERIOD ADJUSTMENT	5	326.
6	Total net assets or fund balances at end of year (line 4 minus line 5) - Part II, column (b), line 30	6	687,150.

Part IV Capital Gains and Losses for Tax on Investment Income

(a) List and describe the kind(s) of property sold (e.g., real estate, 2-story brick warehouse; or common stock, 200 shs MLC Co.)		(b) How acquired P - Purchase D - Donation	(c) Date acquired (mo, day, yr.)	(d) Date sold (mo, day, yr.)
1a PUBLICLY TRADED SECURITIES				
b				
c				
d				
e				
(e) Gross sales price	(f) Depreciation allowed (or allowable)	(g) Cost or other basis plus expense of sale	(h) Gain or (loss) (e) plus (f) minus (g)	
a 237,519.		200,021.	37,498.	
b				
c				
d				
e				
Complete only for assets showing gain in column (h) and owned by the foundation on 12/31/69				(i) Gains (Col (h) gain minus col (k), but not less than -0-) or Losses (from col. (h))
(i) FMV as of 12/31/69	(j) Adjusted basis as of 12/31/69	(k) Excess of col (i) over col (j), if any		
a			37,498.	
b				
c				
d				
e				
2 Capital gain net income or (net capital loss)		{ If gain, also enter in Part I, line 7 If (loss), enter -0- in Part I, line 7 }		2 37,498.
3 Net short-term capital gain or (loss) as defined in sections 1222(5) and (6): If gain, also enter in Part I, line 8, column (c) (see instructions). If (loss), enter -0- in Part I, line 8		{ If gain, also enter in Part I, line 7 If (loss), enter -0- in Part I, line 7 }		3

Part V Qualification Under Section 4940(e) for Reduced Tax on Net Investment Income

(For optional use by domestic private foundations subject to the section 4940(a) tax on net investment income)

If section 4940(d)(2) applies, leave this part blank.

Was the foundation liable for the section 4942 tax on the distributable amount of any year in the base period? Yes No
 If "Yes," the foundation does not qualify under section 4940(e). Do not complete this part.

1 Enter the appropriate amount in each column for each year; see the instructions before making any entries.

(a) Base period years Calendar year (or tax year beginning in)	(b) Adjusted qualifying distributions	(c) Net value of noncharitable-use assets	(d) Distribution ratio (col (b) divided by col (c))
2012	28,344.	747,372.	0.037925
2011	21,999.	696,124.	0.031602
2010	43,962.	738,518.	0.059527
2009	48,257.	726,333.	0.066439
2008	7,023.	646,208.	0.010868
2 Total of line 1, column (d) 2 0.206361			
3 Average distribution ratio for the 5-year base period - divide the total on line 2 by 5, or by the number of years the foundation has been in existence if less than 5 years 3 0.041272			
4 Enter the net value of noncharitable-use assets for 2013 from Part X, line 5 4 792,105.			
5 Multiply line 4 by line 3 5 32,692.			
6 Enter 1% of net investment income (1% of Part I, line 27b) 6 403.			
7 Add lines 5 and 6 7 33,095.			
8 Enter qualifying distributions from Part XII, line 4 8 34,987.			

If line 8 is equal to or greater than line 7, check the box in Part VI, line 1b, and complete that part using a 1% tax rate. See the Part VI instructions

Part VI Excise Tax Based on Investment Income (Section 4940(a), 4940(b), 4940(e), or 4948 - see instructions)

Table with 11 rows for excise tax calculations. Line 1: 403. Line 2: 403. Line 3: NONE. Line 4: 403. Line 5: 1,290. Line 6: 887. Line 7: 887. Refunded.

Part VII-A Statements Regarding Activities

Table with 10 rows for activity statements. Columns: Question, Yes, No. Row 1a: No. Row 1b: No. Row 1c: No. Row 2: No. Row 3: No. Row 4a: No. Row 4b: No. Row 5: No. Row 6: No. Row 7: No. Row 8a: MI. Row 8b: No. Row 9: No. Row 10: No.

Part VII-A Statements Regarding Activities (continued)

11 At any time during the year, did the foundation, directly or indirectly, own a controlled entity within the meaning of section 512(b)(13)? If "Yes," attach schedule (see instructions). 11 X
12 Did the foundation make a distribution to a donor advised fund over which the foundation or a disqualified person had advisory privileges? If "Yes," attach statement (see instructions) 12 X
13 Did the foundation comply with the public inspection requirements for its annual returns and exemption application? 13 X
Website address N/A
14 The books are in care of BARBARA BROOMFIELD SHAFFER Telephone no. (301) 468-1416
Located at 6012 LOGANWOOD DR, BETHESDA, MD ZIP+4 20852
15 Section 4947(a)(1) nonexempt charitable trusts filing Form 990-PF in lieu of Form 1041 -Check here 15
16 At any time during calendar year 2013, did the foundation have an interest in or a signature or other authority over a bank, securities, or other financial account in a foreign country? 16 Yes No X
See the instructions for exceptions and filing requirements for Form TD F 90-22 1 If "Yes," enter the name of the foreign country

Part VII-B Statements Regarding Activities for Which Form 4720 May Be Required

File Form 4720 if any item is checked in the "Yes" column, unless an exception applies.
1a During the year did the foundation (either directly or indirectly)
(1) Engage in the sale or exchange, or leasing of property with a disqualified person? Yes X No
(2) Borrow money from, lend money to, or otherwise extend credit to (or accept it from) a disqualified person? Yes X No
(3) Furnish goods, services, or facilities to (or accept them from) a disqualified person? Yes X No
(4) Pay compensation to, or pay or reimburse the expenses of, a disqualified person? Yes X No
(5) Transfer any income or assets to a disqualified person (or make any of either available for the benefit or use of a disqualified person)? Yes X No
(6) Agree to pay money or property to a government official? (Exception. Check "No" if the foundation agreed to make a grant to or to employ the official for a period after termination of government service, if terminating within 90 days) Yes X No
b If any answer is "Yes" to 1a(1)-(6), did any of the acts fail to qualify under the exceptions described in Regulations section 53.4941(d)-3 or in a current notice regarding disaster assistance (see instructions)? 1b
Organizations relying on a current notice regarding disaster assistance check here
c Did the foundation engage in a prior year in any of the acts described in 1a, other than excepted acts, that were not corrected before the first day of the tax year beginning in 2013? 1c X
2 Taxes on failure to distribute income (section 4942) (does not apply for years the foundation was a private operating foundation defined in section 4942(j)(3) or 4942(j)(5))
a At the end of tax year 2013, did the foundation have any undistributed income (lines 6d and 6e, Part XIII) for tax year(s) beginning before 2013? Yes X No
If "Yes," list the years
b Are there any years listed in 2a for which the foundation is not applying the provisions of section 4942(a)(2) (relating to incorrect valuation of assets) to the year's undistributed income? (If applying section 4942(a)(2) to all years listed, answer "No" and attach statement - see instructions) 2b
c If the provisions of section 4942(a)(2) are being applied to any of the years listed in 2a, list the years here.
3a Did the foundation hold more than a 2% direct or indirect interest in any business enterprise at any time during the year? Yes X No
b If "Yes," did it have excess business holdings in 2013 as a result of (1) any purchase by the foundation or disqualified persons after May 26, 1969; (2) the lapse of the 5-year period (or longer period approved by the Commissioner under section 4943(c)(7)) to dispose of holdings acquired by gift or bequest; or (3) the lapse of the 10-, 15-, or 20-year first phase holding period? (Use Schedule C, Form 4720, to determine if the foundation had excess business holdings in 2013) 3b
4a Did the foundation invest during the year any amount in a manner that would jeopardize its charitable purposes? 4a X
b Did the foundation make any investment in a prior year (but after December 31, 1969) that could jeopardize its charitable purpose that had not been removed from jeopardy before the first day of the tax year beginning in 2013? 4b X

Part VII-B Statements Regarding Activities for Which Form 4720 May Be Required (continued)

5a During the year did the foundation pay or incur any amount to:

(1) Carry on propaganda, or otherwise attempt to influence legislation (section 4945(e))? Yes No

(2) Influence the outcome of any specific public election (see section 4955), or to carry on, directly or indirectly, any voter registration drive? Yes No

(3) Provide a grant to an individual for travel, study, or other similar purposes? Yes No

(4) Provide a grant to an organization other than a charitable, etc., organization described in section 509(a)(1), (2), or (3), or section 4940(d)(2)? (see instructions) Yes No

(5) Provide for any purpose other than religious, charitable, scientific, literary, or educational purposes, or for the prevention of cruelty to children or animals? Yes No

b If any answer is "Yes" to 5a(1)-(5), did any of the transactions fail to qualify under the exceptions described in Regulations section 53.4945 or in a current notice regarding disaster assistance (see instructions)? Yes No

Organizations relying on a current notice regarding disaster assistance check here

c If the answer is "Yes" to question 5a(4), does the foundation claim exemption from the tax because it maintained expenditure responsibility for the grant? Yes No

If "Yes," attach the statement required by Regulations section 53.4945-5(d).

6a Did the foundation, during the year, receive any funds, directly or indirectly, to pay premiums on a personal benefit contract? Yes No

b Did the foundation, during the year, pay premiums, directly or indirectly, on a personal benefit contract? Yes No

If "Yes" to 6b, file Form 8870

7a At any time during the tax year, was the foundation a party to a prohibited tax shelter transaction? Yes No

b If "Yes," did the foundation receive any proceeds or have any net income attributable to the transaction? Yes No

Part VIII Information About Officers, Directors, Trustees, Foundation Managers, Highly Paid Employees, and Contractors

1 List all officers, directors, trustees, foundation managers and their compensation (see instructions).

(a) Name and address	(b) Title, and average hours per week devoted to position	(c) Compensation (if not paid, enter -0-)	(d) Contributions to employee benefit plans and deferred compensation	(e) Expense account, other allowances
WILLIAM S BROOMFIELD 9910 E BEXHILL DR, KENSINGTON, MD 20895	DIRECTOR 2	-0-	-0-	-0-
JANE BROOMFIELD 9910 E BEXHILL DR, KENSINGTON, MD 20895	DIRECTOR 2	-0-	-0-	-0-
NANCY BROOMFIELD AIKEN 9617 HALL RD, POTOMAC, MD 20854	PRESIDENT/SECRET 2	-0-	-0-	-0-
BARBARA BROOMFIELD SHAFER 6012 LOGANWOOD DR, BETHESDA, MD 20852	VICE PRESIDENT/T 2	-0-	-0-	-0-

2 Compensation of five highest-paid employees (other than those included on line 1 - see instructions). If none, enter "NONE."

(a) Name and address of each employee paid more than \$50,000	(b) Title, and average hours per week devoted to position	(c) Compensation	(d) Contributions to employee benefit plans and deferred compensation	(e) Expense account, other allowances
NONE		NONE	NONE	NONE

Total number of other employees paid over \$50,000 **NONE**

Part VIII Information About Officers, Directors, Trustees, Foundation Managers, Highly Paid Employees, and Contractors (continued)

3 Five highest-paid independent contractors for professional services (see instructions). If none, enter "NONE."

(a) Name and address of each person paid more than \$50,000	(b) Type of service	(c) Compensation
NONE		NONE

Total number of others receiving over \$50,000 for professional services **NONE**

Part IX-A Summary of Direct Charitable Activities

List the foundation's four largest direct charitable activities during the tax year. Include relevant statistical information such as the number of organizations and other beneficiaries served, conferences convened, research papers produced, etc	Expenses
1 NONE	
2	
3	
4	

Part IX-B Summary of Program-Related Investments (see instructions)

Describe the two largest program-related investments made by the foundation during the tax year on lines 1 and 2	Amount
1 NONE	
2	
All other program-related investments See instructions	
3 NONE	

Total. Add lines 1 through 3

Part X Minimum Investment Return (All domestic foundations must complete this part. Foreign foundations, see instructions.)

1	Fair market value of assets not used (or held for use) directly in carrying out charitable, etc., purposes:		
a	Average monthly fair market value of securities	1a	745,251.
b	Average of monthly cash balances	1b	58,917.
c	Fair market value of all other assets (see instructions)	1c	NONE
d	Total (add lines 1a, b, and c)	1d	804,168.
e	Reduction claimed for blockage or other factors reported on lines 1a and 1c (attach detailed explanation)	1e	
2	Acquisition indebtedness applicable to line 1 assets	2	NONE
3	Subtract line 2 from line 1d	3	804,168.
4	Cash deemed held for charitable activities. Enter 1 1/2% of line 3 (for greater amount, see instructions)	4	12,063.
5	Net value of noncharitable-use assets. Subtract line 4 from line 3. Enter here and on Part V, line 4.	5	792,105.
6	Minimum investment return. Enter 5% of line 5	6	39,605.

Part XI Distributable Amount (see instructions) (Section 4942(j)(3) and (j)(5) private operating foundations and certain foreign organizations check here and do not complete this part.)

1	Minimum investment return from Part X, line 6	1	39,605.
2a	Tax on investment income for 2013 from Part VI, line 5	2a	403.
b	Income tax for 2013 (This does not include the tax from Part VI.)	2b	
c	Add lines 2a and 2b	2c	403.
3	Distributable amount before adjustments. Subtract line 2c from line 1.	3	39,202.
4	Recoveries of amounts treated as qualifying distributions	4	NONE
5	Add lines 3 and 4	5	39,202.
6	Deduction from distributable amount (see instructions)	6	NONE
7	Distributable amount as adjusted. Subtract line 6 from line 5. Enter here and on Part XIII, line 1.	7	39,202.

Part XII Qualifying Distributions (see instructions)

1	Amounts paid (including administrative expenses) to accomplish charitable, etc., purposes:		
a	Expenses, contributions, gifts, etc. - total from Part I, column (d), line 26	1a	34,987.
b	Program-related investments - total from Part IX-B	1b	
2	Amounts paid to acquire assets used (or held for use) directly in carrying out charitable, etc., purposes	2	NONE
3	Amounts set aside for specific charitable projects that satisfy the:		
a	Suitability test (prior IRS approval required)	3a	NONE
b	Cash distribution test (attach the required schedule)	3b	NONE
4	Qualifying distributions. Add lines 1a through 3b. Enter here and on Part V, line 8, and Part XIII, line 4.	4	34,987.
5	Foundations that qualify under section 4940(e) for the reduced rate of tax on net investment income. Enter 1% of Part I, line 27b (see instructions)	5	403.
6	Adjusted qualifying distributions. Subtract line 5 from line 4	6	34,584.

Note. The amount on line 6 will be used in Part V, column (b), in subsequent years when calculating whether the foundation qualifies for the section 4940(e) reduction of tax in those years.

Part XIII Undistributed Income (see instructions)

	(a) Corpus	(b) Years prior to 2012	(c) 2012	(d) 2013
1 Distributable amount for 2013 from Part XI, line 7				39,202.
2 Undistributed income, if any, as of the end of 2013.				
a Enter amount for 2012 only			33,335.	
b Total for prior years 20 <u>11</u> , 20 <u> </u> , 20 <u> </u>		NONE		
3 Excess distributions carryover, if any, to 2013				
a From 2008	NONE			
b From 2009	NONE			
c From 2010	NONE			
d From 2011	NONE			
e From 2012	NONE			
f Total of lines 3a through e	NONE			
4 Qualifying distributions for 2013 from Part XII, line 4 ▶ \$ <u>34,987.</u>				
a Applied to 2012, but not more than line 2a . . .			33,335.	
b Applied to undistributed income of prior years (Election required - see instructions)		NONE		
c Treated as distributions out of corpus (Election required - see instructions)	NONE			
d Applied to 2013 distributable amount				1,652.
e Remaining amount distributed out of corpus . . .	NONE			
5 Excess distributions carryover applied to 2013 . (If an amount appears in column (d), the same amount must be shown in column (a).)	NONE			NONE
6 Enter the net total of each column as indicated below:				
a Corpus Add lines 3f, 4c, and 4e. Subtract line 5	NONE			
b Prior years' undistributed income Subtract line 4b from line 2b		NONE		
c Enter the amount of prior years' undistributed income for which a notice of deficiency has been issued, or on which the section 4942(a) tax has been previously assessed		NONE		
d Subtract line 6c from line 6b Taxable amount - see instructions		NONE		
e Undistributed income for 2012 Subtract line 4a from line 2a Taxable amount - see instructions				
f Undistributed income for 2013 Subtract lines 4d and 5 from line 1 This amount must be distributed in 2014				37,550.
7 Amounts treated as distributions out of corpus to satisfy requirements imposed by section 170(b)(1)(F) or 4942(g)(3) (see instructions) . . .	NONE			
8 Excess distributions carryover from 2008 not applied on line 5 or line 7 (see instructions) . . .	NONE			
9 Excess distributions carryover to 2014. Subtract lines 7 and 8 from line 6a	NONE			
10 Analysis of line 9				
a Excess from 2009 . . .	NONE			
b Excess from 2010 . . .	NONE			
c Excess from 2011 . . .	NONE			
d Excess from 2012 . . .	NONE			
e Excess from 2013 . . .	NONE			

Part XIV Private Operating Foundations (see instructions and Part VII-A, question 9) NOT APPLICABLE

1a If the foundation has received a ruling or determination letter that it is a private operating foundation, and the ruling is effective for 2013, enter the date of the ruling
b Check box to indicate whether the foundation is a private operating foundation described in section 4942(j)(3) or 4942(j)(5)

Table with columns: Tax year (a) 2013, (b) 2012, (c) 2011, (d) 2010, (e) Total. Rows include: 2a Adjusted net income, 2b 85% of line 2a, 2c Qualifying distributions from Part XII, 2d Amounts included in line 2c not used directly for active conduct of exempt activities, 2e Qualifying distributions made directly for active conduct of exempt activities, 3 Alternative tests (Assets, Endowment, Support).

Part XV Supplementary Information (Complete this part only if the foundation had \$5,000 or more in assets at any time during the year - see instructions.)

1 Information Regarding Foundation Managers:
a List any managers of the foundation who have contributed more than 2% of the total contributions received by the foundation before the close of any tax year (but only if they have contributed more than \$5,000). (See section 507(d)(2).)
N/A

b List any managers of the foundation who own 10% or more of the stock of a corporation (or an equally large portion of the ownership of a partnership or other entity) of which the foundation has a 10% or greater interest
N/A

2 Information Regarding Contribution, Grant, Gift, Loan, Scholarship, etc., Programs:
Check here [] if the foundation only makes contributions to preselected charitable organizations and does not accept unsolicited requests for funds. If the foundation makes gifts, grants, etc. (see instructions) to individuals or organizations under other conditions, complete items 2a, b, c, and d.

a The name, address, and telephone number or e-mail address of the person to whom applications should be addressed:
SEE STATEMENT 8

b The form in which applications should be submitted and information and materials they should include:
SEE ATTACHED STATEMENT FOR LINE 2

c Any submission deadlines:
SEE ATTACHED STATEMENT FOR LINE 2

d Any restrictions or limitations on awards, such as by geographical areas, charitable fields, kinds of institutions, or other factors:
SEE ATTACHED STATEMENT FOR LINE 2

Part XV Supplementary Information (continued)

3 Grants and Contributions Paid During the Year or Approved for Future Payment

Recipient Name and address (home or business)	If recipient is an individual, show any relationship to any foundation manager or substantial contributor	Foundation status of recipient	Purpose of grant or contribution	Amount
a Paid during the year				
ROCHESTER HILLS MUSEUM 1005 VAN HOUSEN RD ROCHESTER MI 48306	NONE	PC	PROGRAM SUPPORT	20,000.
ROYAL OAK HIGH SCHOOL 1500 LEXINGTON BLVD. ROYAL OAK MI 48073	NONE	PC	PROGRAM SUPPORT	5,000.
HILLSDALE COLLEGE 33 E COLLEGE ST HILLSDALE MI 49242	NONE	PC	PROGRAM SUPPORT	100.
TIGER WOODS FOUNDATION 121 INNOVATION DRIVE STE 150 IRVINE CA 92617	NONE	PC	PROGRAM SUPPORT	300.
HILLWOOD ESTATE, MUSEUM & GARDEN 4155 LINNEAN AVENUE, NW WASHINGTON DC 20008	NONE	PC	PROGRAM SUPPORT	40.
CONNELLY SCHOOL OF THE HOLY CHILD 9029 BRADLEY BLVD POTOMAC MD 20854	NONE	PC	PROGRAM SUPPORT	2,000.
CLARKSBURG VOLUNTEER FIRE DEPT 6745 N COUNTY RD 700 E CLARKSBURG IN 47225	NONE	PC	PROGRAM SUPPORT	1,000.
Total ▶ 3a				28,440.
b Approved for future payment				
Total ▶ 3b				

FORM 990PF, PART I - OTHER INCOME
=====

DESCRIPTION	REVENUE AND EXPENSES PER BOOKS
-----	-----
TAX REFUND	395.
TOTALS	----- 395. =====

FORM 990PF, PART I - OTHER PROFESSIONAL FEES

=====

DESCRIPTION	REVENUE AND EXPENSES PER BOOKS	NET INVESTMENT INCOME
INVESTMENT MGMT FEES-SUBJECT T	9,974.	9,974.
TOTALS	9,974.	9,974.

FORM 990PF, PART I - TAXES

=====

DESCRIPTION	REVENUE AND EXPENSES PER BOOKS	NET INVESTMENT INCOME
FEDERAL TAX PAYMENT - PRIOR YE	200.	
FEDERAL ESTIMATES - INCOME	20.	
FOREIGN TAXES ON QUALIFIED FOR	386.	386.
FOREIGN TAXES ON NONQUALIFIED	45.	45.
TOTALS	651.	431.

FORM 990PF, PART I - OTHER EXPENSES
=====

REVENUE
AND
EXPENSES
PER BOOKS

CHARITABLE
PURPOSES

DESCRIPTION

OTHER CHARITABLE EXPENSES

6,547.

6,547.

TOTALS

6,547.

6,547.

BROOMFIELD CHARITABLE FOUNDATION V25774007

38-3083449

FORM 990PF, PART II - CORPORATE STOCK
=====

DESCRIPTION

SEE ATTACHED

TOTALS

BROOMFIELD CHARITABLE FOUNDATION V25774007

38-3083449

FORM 990PF, PART II - CORPORATE BONDS
=====

DESCRIPTION

SEE ATTACHED

TOTALS

BROOMFIELD CHARITABLE FOUNDATION V25774007

38-3083449

FORM 990PF, PART II - OTHER INVESTMENTS

=====

COST/
FMV
C OR F

DESCRIPTION

SEE ATTACHED

C

TOTALS

RECIPIENT NAME:

WILLIAM S BROOMFIELD

ADDRESS:

9910 E BEXHILL DR
KENSINGTON, MD 20895

RECIPIENT'S PHONE NUMBER: 248-645-8418

FORM, INFORMATION AND MATERIALS:

APPLICATIONS MUST HAVE AN OUTLINE OF THE
PROPOSED BUDGET AND ITS OBJECTIVES AND A
PHOTOCOPY OF EXEMPT STATUS LETTER FROM IRS

SUBMISSION DEADLINES:

NONE

RESTRICTIONS OR LIMITATIONS ON AWARDS:

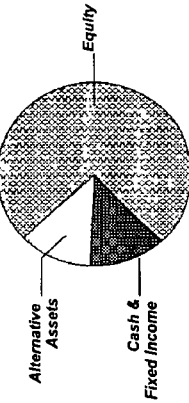
NO RESTRICTIONS. CONTRIBUTIONS ARE MADE TO
ALL CHARITABLE ORGANIZATIONS



BROOMFIELD CHARITABLE FOUNDTN ACCT V25774007
For the Period 11/1/14 to 11/30/14

Account Summary

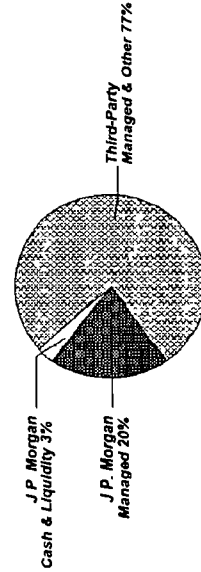
Asset Allocation	Beginning Market Value	Ending Market Value	Change In Value	Estimated Annual Income	Current Allocation
Equity	587,874.80	583,756.45	(4,118.35)	8,931.44	75%
Alternative Assets	98,321.88	99,124.84	802.96	478.58	12%
Cash & Fixed Income	82,055.53	96,220.99	14,165.46	1,534.83	13%
Market Value	\$768,252.21	\$779,102.28	\$10,850.07	\$10,944.85	100%
Accruals	80.76	42.31	(38.45)		
Market Value with Accruals	\$768,332.97	\$779,144.59	\$10,811.62		



* J.P. Morgan Managed includes (to the extent permitted under applicable law) mutual funds, other registered funds and hedge funds managed by J.P. Morgan and structured products issued by J.P. Morgan. J.P. Morgan Cash & Liquidity Funds includes cash, J.P. Morgan deposit sweeps and J.P. Morgan money market mutual funds. Third-Party Managed & Other includes mutual funds, exchange traded funds, hedge funds, and separately managed accounts managed by parties other than J.P. Morgan, structured products and exchange traded notes issued by parties other than J.P. Morgan, and other investments not managed or issued by J.P. Morgan. See important information about investment principles and conflicts in the disclosures section.

Portfolio Activity	Current Period Value	Year-to-Date Value
Beginning Market Value	768,252.21	804,170.33
Contributions	247.12	1,474.68
Withdrawals & Fees	(1,082.13)	(76,273.39)
Net Contributions/Withdrawals	(\$835.01)	(\$74,798.71)
Income & Distributions	128.63	12,759.76
Change in Investment Value	11,556.45	36,970.90
Ending Market Value	\$779,102.28	\$779,102.28
Accruals	42.31	42.31
Market Value with Accruals	\$779,144.59	\$779,144.59

Manager Allocation *





BROOMFIELD CHARITABLE FOUNDTN ACCT V25774007
For the Period 11/1/14 to 11/30/14

Account Summary CONTINUED

Tax Summary	Current Period Value	Year-to-Date Value
Domestic Dividends/Distributions	127.95	12,745.00
Interest Income	0.68	14.76
Taxable Income	\$128.63	\$12,759.76

	Current Period Value	Year-to-Date Value
LT Capital Gain Distributions		13,734.99
ST Realized Gain/Loss	560.61	(321.79)
LT Realized Gain/Loss	6,030.95	24,076.86
Realized Gain/Loss	\$6,591.56	\$37,490.06

Cost Summary	Cost
Equity	461,939.59
Cash & Fixed Income	94,745.76
Total	\$556,685.35

Unrealized Gain/Loss	To-Date Value
	\$125,805.81



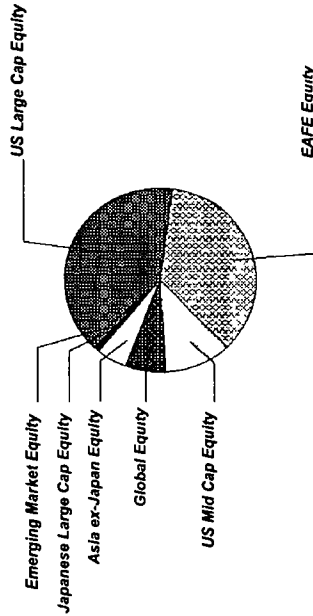
BROOMFIELD CHARITABLE FOUNDTN ACCT. V25774007
For the Period 11/1/14 to 11/30/14

Equity Summary

Asset Categories	Beginning Market Value	Ending Market Value	Change In Value	Current Allocation
US Large Cap Equity	237,309.89	225,626.72	(11,683.17)	29%
US Mid Cap Equity	62,703.33	63,979.36	1,276.03	8%
EAFE Equity	201,862.14	210,185.85	8,323.71	27%
Japanese Large Cap Equity	8,412.85	8,696.08	283.23	1%
Asia ex-Japan Equity	30,965.82	30,775.72	(190.10)	4%
Emerging Market Equity	6,842.17	6,971.85	129.68	1%
Global Equity	39,778.60	37,520.87	(2,257.73)	5%
Total Value	\$587,874.80	\$583,756.45	(\$4,118.35)	75%

Market Value/Cost	Current Period Value
Market Value	583,756.45
Tax Cost	461,939.59
Unrealized Gain/Loss	121,816.86
Estimated Annual Income	8,931.44
Yield	1.53%

Asset Categories



Equity as a percentage of your portfolio - 75%



BROOMFIELD CHARITABLE FOUNDTN ACCT. V25774007
For the Period 11/1/14 to 11/30/14

Equity Detail

	Price	Quantity	Value	Adjusted Tax Cost Original Cost	Unrealized Gain/Loss	Est Annual Inc Accrued Div	Yield
US Large Cap Equity							
FMI LARGE CAP FUND	23.34	715,509	16,699.98	8,239.25	8,460.73	126.64	0.76%
LARGE CAP FD							
302933-20-5 FMIH X							
HARTFORD CAPITAL APPREC-I	50.88	739,955	37,648.91	25,351.30	12,297.61	173.88	0.46%
416649-30-9 ITHI X							
JPM US LARGE CAP CORE PLUS FD - SEL	31.54	691,251	21,802.06	14,410.54	7,391.52	79.49	0.36%
FUND 1002							
4812A2-38-9 JLPS X							
NEUBERGER BER MU/C OPP-INS	16.45	1,478,843	24,326.97	16,251.29	8,075.68	159.71	0.66%
64122Q-30-9 NMLUL X							
SPDR S&P 500 ETF TRUST	207.20	604,000	125,148.80	96,400.33	28,748.47	2,223.32	1.78%
78462F-10-3 SPY							
Total US Large Cap Equity			\$225,626.72	\$160,652.71	\$64,974.01	\$2,763.04	1.23%
US Mid Cap Equity							
ASTON/FAIRPOINTE MID CAP-I	49.10	482,028	23,667.57	15,612.02	8,055.55	29.40	0.12%
00078H-15-8 ABMI X							
ISHARES CORE S&P MID-CAP ETF	144.26	167,000	24,091.42	18,068.56	6,022.86	293.58	1.22%
464287-50-7 IJH							



BROOMFIELD CHARITABLE FOUNDTN ACCT. V25774007
 For the Period 11/1/14 to 11/30/14

	Price	Quantity	Value	Adjusted Tax Cost Original Cost	Unrealized Gain/Loss	Est Annual Inc Accrued Div	Yield
US Mid Cap Equity							
JPM MKT EXP ENH INDEX FD - SEL FUND 3708 4812C1-63-7 PGMI X	14.07	1,152,834	16,220.37	8,496.16	7,724.21	138.34	0.85%
Total US Mid Cap Equity			\$63,979.36	\$42,176.74	\$21,802.62	\$461.32	0.72%
EAFE Equity							
DODGE & COX INTL STOCK FUND 256206-10-3 DODF X	45.21	932,732	42,168.81	33,043.96	9,124.85	648.24	1.54%
ISHARES MSCI EAFE INDEX FUND 464287-46-5 EFA	63.99	1,108,000	70,900.92	71,522.93	(622.01)	2,468.62	3.48%
JPM INTL VALUE FD - INSTL FUND 1375 4812A0-57-3 JNUS X	14.47	1,761,568	25,489.89	23,194.12	2,295.77	560.17	2.20%
MFS INTL VALUE-I 55273E-82-2 MINI X	36.53	1,147,114	41,904.07	30,923.62	10,980.45	758.24	1.81%
OAKMARK INTERNATIONAL FD-I 413838-20-2 OAKI X	25.57	1,162,384	29,722.16	28,653.17	1,068.99	506.79	1.71%
Total EAFE Equity			\$210,185.85	\$187,337.80	\$22,848.05	\$4,942.06	2.35%
Japanese Large Cap Equity							
BROWN ADV JAPAN ALPHA OPP-IS 115233-57-9 BAFJ X	11.36	765,500	8,696.08	7,655.00	1,041.08		



BROOMFIELD CHARITABLE FOUNDTN ACCT. V25774007
For the Period 11/1/14 to 11/30/14

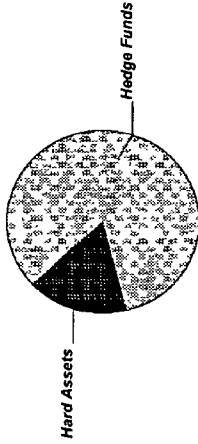
	Price	Quantity	Value	Adjusted Tax Cost Original Cost	Unrealized Gain/Loss	Est Annual Inc Accrued Div.	Yield
Asia ex-Japan Equity							
COLUMBIA ASIA PAX X-JPN-R5 19763P-57-2 TAPR X	14.57	2,112,266	30,775.72	26,431.20	4,344.52	369.64	1.20%
Emerging Market Equity							
JPM CHINA REGION FD - SEL FUND 3810 4812A3-52-8 JCHS X	22.58	308,762	6,971.85	5,638.00	1,333.85	32.72	0.47%
Global Equity							
JPM GLBL RES ENH INDEX FD - SEL FUND 3457 48637K-51-3 JEIT X	19.14	1,960,338	37,520.87	32,048.14	5,472.73	362.66	0.97%



BROOMFIELD CHARITABLE FOUNDTN ACCT V25774007
For the Period 11/1/14 to 11/30/14

Alternative Assets Summary

Asset Categories	Beginning Estimated Value	Ending Estimated Value	Change In Value	Current Allocation
Hedge Funds	78,041.75	79,742.72	1,700.97	10%
Hard Assets	20,280.13	19,382.12	(898.01)	2%
Total Value	\$98,321.88	\$99,124.84	\$802.96	12%



Alternative Assets Detail

Alternative Assets as a percentage of your portfolio - 12 %

	Price	Quantity	Estimated Value	Cost
Hedge Funds				
EQUINOX FDS TR	11.88	964.762	11,461.37	10,130.00
EQNX CB STGY I				
29446A-81-9 EBSI X				
GATEWAY FUND-Y				
367829-88-4 GTEY X	29.65	1,051.832	31,186.82	29,809.00



BROOMFIELD CHARITABLE FOUNDTN ACCT V25774007
For the Period 11/1/14 to 11/30/14

	Price	Quantity	Estimated Value	Cost
Hedge Funds				
GOTHAM ABSOLUTE RETURN FUND 360873-13-7 GARI X	14 29	1,754 956	25,078 32	22,780 00
INV BALANCED-RISK ALLOC-Y 0014TV-69-7 ABRV X	12 63	951 402	12,016 21	11,691 24
Total Hedge Funds			\$79,742.72	\$74,410.24

	Price	Quantity	Estimated Value	Cost	Est. Annual Income Accrued Income
Hard Assets					
INV BALANCE RISK COMM STR-Y BLRSK CMD FD Y 00888Y-50-8 BRCY X	7 77	2,494 481	19,382 12	22,200 88	



BROOMFIELD CHARITABLE FOUNDTN ACCT. V25774007
For the Period 11/1/14 to 11/30/14

Cash & Fixed Income Summary

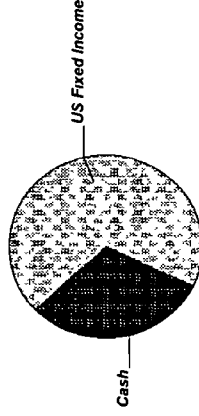
Asset Categories	Beginning Market Value	Ending Market Value	Change In Value	Current Allocation
Cash	17,907 21	28,995 72	11,088 51	4%
US Fixed Income	64,148 32	67,225 27	3,076 95	9%
Total Value	\$82,055.53	\$96,220.99	\$14,165.46	13%

Market Value/Cost	Current Period Value
Market Value	96,220 99
Tax Cost	94,745 76
Unrealized Gain/Loss	1,475 23
Estimated Annual Income	1,534 83
Accrued Interest	42 31
Yield	1 59%

SUMMARY BY MATURITY

Cash & Fixed Income	Market Value	% of Bond Portfolio
0-6 months ¹	96,220 99	100%

¹ The years indicate the number of years until the bond is scheduled to mature based on the statement end date. Some bonds may be called, or paid in full, before their stated maturity.



Cash & Fixed Income as a percentage of your portfolio - 13 %

SUMMARY BY TYPE

Cash & Fixed Income	Market Value	% of Bond Portfolio
Cash	28,995.72	30%
Mutual Funds	67,225 27	70%
Total Value	\$96,220.99	100%



BROOMFIELD CHARITABLE FOUNDTN ACCT V25774007
For the Period 11/1/14 to 11/30/14

Note ¹ This is the Annual Percentage Yield (APY) which is the rate earned if balances remain on deposit for a full year with compounding, there is no change in the interest rate and all interest is left in the account

Cash & Fixed Income Detail

	Price	Quantity	Value	Adjusted Tax Cost Original Cost	Unrealized Gain/Loss	Est Annual Income Accrued Interest	Yield
Cash							
US DOLLAR PRINCIPAL	1.00	28,995.72	28,995.72	28,995.72		8.69	0.03% ¹
US DOLLAR INCOME	1.00			0.00		0.55	0.03% ¹
Total Cash			\$28,995.72	\$28,995.72	\$0.00	\$8.69 \$0.55	0.03%
US Fixed Income							
DOUBLELINE TOTAL RET BD-I 258620-10-3	11.01	1,218.71	13,417.98	13,555.00	(137.02)	660.53	4.92%
JPM STRAT INC OPP FD - SEL FUND 3844 4812A4-35-1	11.77	1,364.76	16,063.19	14,289.57	1,773.62	266.12 9.55	1.66%
JPM SHORT DURATION BD FD - SEL FUND 3133 4812C1-33-0	10.91	2,087.08	22,770.09	22,711.47	58.62	196.18 14.61	0.86%
JPM UNCONSTRAINED DEBT FD - SELECT FUND 2130 48121A-29-0	10.21	1,466.60	14,974.01	15,194.00	(219.99)	403.31 17.60	2.69%
Total US Fixed Income			\$67,225.27	\$65,750.04	\$1,475.23	\$1,526.14 \$41.76	2.27%