



See a Social Security Number? Say Something!
Report Privacy Problems to <https://public.resource.org/privacy>
Or call the IRS Identity Theft Hotline at 1-800-908-4490



990-PF

Return of Private Foundation

or Section 4947(a)(1) Trust Treated as Private Foundation

Do not enter Social Security numbers on this form as it may be made public.

Information about Form 990-PF and its separate instructions is at www.irs.gov/form990pf

2013

Open to Public Inspection

Department of the Treasury
Internal Revenue Service

For calendar year 2013 or tax year beginning

12/01, 2013, and ending

11/30, 2014

Name of foundation SUSAN COOK HOUSE - EDUCATIONAL TRUST

R67817008

Number and street (or P O box number if mail is not delivered to street address)

Room/suite

A Employer identification number

37-6087675

B Telephone number (see instructions)

866-888-5157

10 S DEARBORN IL1-0117

City or town, state or province, country, and ZIP or foreign postal code

CHICAGO, IL 60603

G Check all that apply.

Initial return

Initial return of a former public charity

Final return

Amended return

Address change

Name change

H Check type of organization

☒ Section 501(c)(3) exempt private foundation☐ Section 4947(a)(1) nonexempt charitable trust☐ Other taxable private foundation

I Fair market value of all assets at

J Accounting method: ☒ Cash ☐ Accrual

end of year (from Part II, col. (c), line

☐ Other (specify)

16) \$ 4,547,679.

(Part I, column (d) must be on cash basis)

C If exemption application is
pending, check here ☐D 1 Foreign organizations, check here ☐2 Foreign organizations meeting the
85% test, check here and attach
computation ☐E If private foundation status was terminated
under section 507(b)(1)(A), check here ☐F If the foundation is in a 60-month termination
under section 507(b)(1)(B), check here ☐Part I Analysis of Revenue and Expenses (The
total of amounts in columns (b), (c), and (d)
may not necessarily equal the amounts in
column (a) (see instructions))

	(a) Revenue and expenses per books	(b) Net investment income	(c) Adjusted net income	(d) Disbursements for charitable purposes (cash basis only)
1 Contributions, gifts, grants, etc., received (attach schedule)				
2 Check <input checked="" type="checkbox"/> if the foundation is not required to attach Sch B				
3 Interest on savings and temporary cash investments				
4 Dividends and interest from securities	74,654.	74,557.		STMT 1
5a Gross rents				
b Net rental income or (loss)				
6a Net gain or (loss) from sale of assets not on line 10	82,526.			
b Gross sales price for all assets on line 6a	911,007.			
7 Capital gain net income (from Part IV, line 2)		82,526.		
8 Net short-term capital gain				
9 Income modifications				
10a Gross sales less returns and allowances				
b Less Cost of goods sold				
c Gross profit or (loss) (attach schedule)				
11 Other income (attach schedule)	20,061.	1,442.		STMT 2
12 Total. Add lines 1 through 11	177,241.	158,525.		
13 Compensation of officers, directors, trustees, etc.	32,678.	24,508.		8,169.
14 Other employee salaries and wages		NONE	NONE	
15 Pension plans, employee benefits		NONE	NONE	
16a Legal fees (attach schedule)	18,619.	NONE	NONE	18,619.
b Accounting fees (attach schedule)				
c Other professional fees (attach schedule)				
17 Interest				
18 Taxes (attach schedule) (see instructions)	29,793.	1,353.		
19 Depreciation (attach schedule) and depletion				
20 Occupancy				
21 Travel, conferences, and meetings		NONE	NONE	
22 Printing and publications		NONE	NONE	
23 Other expenses (attach schedule)	2,005.	644.		1,361.
24 Total operating and administrative expenses.				
Add lines 13 through 23	83,095.	26,505.	NONE	28,149.
25 Contributions, gifts, grants paid	114,588.			114,588.
26 Total expenses and disbursements Add lines 24 and 25	197,683.	26,505.	NONE	142,737.
27 Subtract line 26 from line 12				
a Excess of revenue over expenses and disbursements	-20,442.			
b Net investment income (if negative, enter -0-)		132,020.		
c Adjusted net income (if negative, enter -0-)				

SCANNED OCT 19 2015

ENVELOPE
POSTMARK DATE OCT 06 2015
Revenue

B094

SCANNED FEB 02 2016

Operating and Administrative Expenses

RECEIVED
OCT 14 2015
B094

B094

B094

B094

B094

B094

B094

B094

B094

B094

B094

B094

B094

B094

B094

B094

B094

B094

B094

Part II Balance Sheets		Attached schedules and amounts in the description column should be for end-of-year amounts only (See instructions)		Beginning of year	End of year	
				(a) Book Value	(b) Book Value	(c) Fair Market Value
Assets	1	Cash - non-interest-bearing				
	2	Savings and temporary cash investments		435,403.	295,246.	295,246.
	3	Accounts receivable ▶ Less: allowance for doubtful accounts ▶				
	4	Pledges receivable ▶ Less: allowance for doubtful accounts ▶				
	5	Grants receivable				
	6	Receivables due from officers, directors, trustees, and other disqualified persons (attach schedule) (see instructions)				
	7	Other notes and loans receivable (attach schedule) ▶ Less: allowance for doubtful accounts ▶	NONE			
	8	Inventories for sale or use				
	9	Prepaid expenses and deferred charges				
	10 a	Investments - U.S. and state government obligations (attach schedule) . .				
	b	Investments - corporate stock (attach schedule)		1,965,951.	2,100,001.	2,532,899.
	c	Investments - corporate bonds (attach schedule)		1,007,045.	977,000.	980,389.
	11	Investments - land, buildings, and equipment basis ▶ Less: accumulated depreciation ▶ (attach schedule)	1.	1.	1.	15,998.
	12	Investments - mortgage loans				
	13	Investments - other (attach schedule)		709,640.	724,900.	723,147.
	14	Land, buildings, and equipment basis ▶ Less: accumulated depreciation ▶ (attach schedule)				
15	Other assets (describe ▶)					
16	Total assets (to be completed by all filers - see the instructions. Also, see page 1, item I)		4,118,040.	4,097,148.	4,547,679.	
Liabilities	17	Accounts payable and accrued expenses				
	18	Grants payable				
	19	Deferred revenue				
	20	Loans from officers, directors, trustees, and other disqualified persons .				
	21	Mortgages and other notes payable (attach schedule)				
	22	Other liabilities (describe ▶)				
	23	Total liabilities (add lines 17 through 22)			NONE	
Net Assets or Fund Balances	Foundations that follow SFAS 117, check here ▶ <input type="checkbox"/> and complete lines 24 through 26 and lines 30 and 31.					
	24	Unrestricted				
	25	Temporarily restricted				
	26	Permanently restricted				
	Foundations that do not follow SFAS 117, . . . ▶ <input checked="" type="checkbox"/> check here and complete lines 27 through 31.					
	27	Capital stock, trust principal, or current funds		4,118,040.	4,097,148.	
	28	Paid-in or capital surplus, or land, bldg., and equipment fund				
	29	Retained earnings, accumulated income, endowment, or other funds . .				
	30	Total net assets or fund balances (see instructions)		4,118,040.	4,097,148.	
	31	Total liabilities and net assets/fund balances (see instructions)		4,118,040.	4,097,148.	

Part III Analysis of Changes in Net Assets or Fund Balances

1	Total net assets or fund balances at beginning of year - Part II, column (a), line 30 (must agree with end-of-year figure reported on prior year's return)	1	4,118,040.
2	Enter amount from Part I, line 27a	2	-20,442.
3	Other increases not included in line 2 (itemize) ▶	3	
4	Add lines 1, 2, and 3	4	4,097,598.
5	Decreases not included in line 2 (itemize) ▶ COST BASIS ADJUSTMENT	5	450.
6	Total net assets or fund balances at end of year (line 4 minus line 5) - Part II, column (b), line 30	6	4,097,148.

Form 990-PF (2013)

Part IV Capital Gains and Losses for Tax on Investment Income

(a) List and describe the kind(s) of property sold (e.g., real estate, 2-story brick warehouse; or common stock, 200 shs. MLC Co.)			(b) How acquired P - Purchase D - Donation	(c) Date acquired (mo., day, yr.)	(d) Date sold (mo., day, yr.)
1a PUBLICLY TRADED SECURITIES					
b					
c					
d					
e					
(e) Gross sales price	(f) Depreciation allowed (or allowable)	(g) Cost or other basis plus expense of sale	(h) Gain or (loss) (e) plus (f) minus (g)		
a 911,007.		827,599.	83,408.		
b					
c					
d					
e					
Complete only for assets showing gain in column (h) and owned by the foundation on 12/31/69					
(i) F.M.V. as of 12/31/69	(j) Adjusted basis as of 12/31/69	(k) Excess of col. (i) over col. (j), if any	(l) Gains (Col. (h) gain minus col. (k), but not less than -0-) or Losses (from col. (h))		
a			83,408.		
b					
c					
d					
e					
2 Capital gain net income or (net capital loss)			2	83,408.	
3 Net short-term capital gain or (loss) as defined in sections 1222(5) and (6):			3		
If gain, also enter in Part I, line 8, column (c) (see instructions). If (loss), enter -0- in Part I, line 8					

Part V Qualification Under Section 4940(e) for Reduced Tax on Net Investment Income

(For optional use by domestic private foundations subject to the section 4940(a) tax on net investment income.)

If section 4940(d)(2) applies, leave this part blank.

Was the foundation liable for the section 4942 tax on the distributable amount of any year in the base period?

☐ Yes ☒ No

If "Yes," the foundation does not qualify under section 4940(e). Do not complete this part.

1 Enter the appropriate amount in each column for each year, see the instructions before making any entries.

(a) Base period years Calendar year (or tax year beginning in)	(b) Adjusted qualifying distributions	(c) Net value of noncharitable-use assets	(d) Distribution ratio (col. (b) divided by col. (c))
2012	156,543.	4,192,647.	0.037338
2011	225,734.	3,757,190.	0.060081
2010	183,833.	4,724,237.	0.038913
2009	160,593.	3,843,122.	0.041787
2008	157,960.	3,210,858.	0.049196
2 Total of line 1, column (d)			2 0.227315
3 Average distribution ratio for the 5-year base period - divide the total on line 2 by 5, or by the number of years the foundation has been in existence if less than 5 years			3 0.045463
4 Enter the net value of noncharitable-use assets for 2013 from Part X, line 5			4 4,460,034.
5 Multiply line 4 by line 3			5 202,767.
6 Enter 1% of net investment income (1% of Part I, line 27b)			6 1,320.
7 Add lines 5 and 6			7 204,087.
8 Enter qualifying distributions from Part XII, line 4			8 142,737.

If line 8 is equal to or greater than line 7, check the box in Part VI, line 1b, and complete that part using a 1% tax rate. See the Part VI instructions.

Part VI Excise Tax Based on Investment Income (Section 4940(a), 4940(b), 4940(e), or 4948 - see instructions)

1a Exempt operating foundations described in section 4940(d)(2), check here <input type="checkbox"/> and enter "N/A" on line 1. Date of ruling or determination letter _____ (attach copy of letter if necessary - see instructions)		1	2,640.
b Domestic foundations that meet the section 4940(e) requirements in Part V, check here <input type="checkbox"/> and enter 1% of Part I, line 27b.			
c All other domestic foundations enter 2% of line 27b. Exempt foreign organizations enter 4% of Part I, line 12, col. (b).			
2 Tax under section 511 (domestic section 4947(a)(1) trusts and taxable foundations only. Others enter -0-)		2	
3 Add lines 1 and 2.		3	2,640.
4 Subtitle A (income) tax (domestic section 4947(a)(1) trusts and taxable foundations only. Others enter -0-)		4	NONE
5 Tax based on investment income. Subtract line 4 from line 3. If zero or less, enter -0-		5	2,640.
6 Credits/Payments			
a 2013 estimated tax payments and 2012 overpayment credited to 2013.	6a	12,888.	
b Exempt foreign organizations - tax withheld at source.	6b	NONE	
c Tax paid with application for extension of time to file (Form 8868).	6c	NONE	
d Backup withholding erroneously withheld.	6d		
7 Total credits and payments. Add lines 6a through 6d.	7	12,888.	
8 Enter any penalty for underpayment of estimated tax. Check here <input checked="" type="checkbox"/> if Form 2220 is attached.	8		
9 Tax due. If the total of lines 5 and 8 is more than line 7, enter amount owed.	9		
10 Overpayment. If line 7 is more than the total of lines 5 and 8, enter the amount overpaid.	10	10,248.	
11 Enter the amount of line 10 to be Credited to 2014 estimated tax <input type="checkbox"/> 2,640. Refunded <input type="checkbox"/> 7,608.	11		

Part VII-A Statements Regarding Activities

	Yes	No
1a During the tax year, did the foundation attempt to influence any national, state, or local legislation or did it participate or intervene in any political campaign?		X
b Did it spend more than \$100 during the year (either directly or indirectly) for political purposes (see Instructions for the definition)? If the answer is "Yes" to 1a or 1b, attach a detailed description of the activities and copies of any materials published or distributed by the foundation in connection with the activities		X
c Did the foundation file Form 1120-POL for this year?		X
d Enter the amount (if any) of tax on political expenditures (section 4955) imposed during the year (1) On the foundation. <input type="checkbox"/> \$ _____ (2) On foundation managers <input type="checkbox"/> \$ _____		
e Enter the reimbursement (if any) paid by the foundation during the year for political expenditure tax imposed on foundation managers. <input type="checkbox"/> \$ _____		
2 Has the foundation engaged in any activities that have not previously been reported to the IRS? If "Yes," attach a detailed description of the activities		X
3 Has the foundation made any changes, not previously reported to the IRS, in its governing instrument, articles of incorporation, or bylaws, or other similar instruments? If "Yes," attach a conformed copy of the changes.		X
4a Did the foundation have unrelated business gross income of \$1,000 or more during the year?		X
b If "Yes," has it filed a tax return on Form 990-T for this year?		
5 Was there a liquidation, termination, dissolution, or substantial contraction during the year? If "Yes," attach the statement required by General Instruction T		X
6 Are the requirements of section 508(e) (relating to sections 4941 through 4945) satisfied either • By language in the governing instrument, or • By state legislation that effectively amends the governing instrument so that no mandatory directions that conflict with the state law remain in the governing instrument?	X	
7 Did the foundation have at least \$5,000 in assets at any time during the year? If "Yes," complete Part II, col. (c), and Part XV	X	
8a Enter the states to which the foundation reports or with which it is registered (see instructions) <input type="checkbox"/> IL		
b If the answer is "Yes" to line 7, has the foundation furnished a copy of Form 990-PF to the Attorney General (or designate) of each state as required by General Instruction G? If "No," attach explanation.	X	
9 Is the foundation claiming status as a private operating foundation within the meaning of section 4942(j)(3) or 4942(j)(5) for calendar year 2013 or the taxable year beginning in 2013 (see instructions for Part XIV)? If "Yes," complete Part XIV.		X
10 Did any persons become substantial contributors during the tax year? If "Yes," attach a schedule listing their names and addresses.		X

Form 990-PF (2013)

Part VII-A Statements Regarding Activities (continued)

11	At any time during the year, did the foundation, directly or indirectly, own a controlled entity within the meaning of section 512(b)(13)? If "Yes," attach schedule (see instructions)	11		X
12	Did the foundation make a distribution to a donor advised fund over which the foundation or a disqualified person had advisory privileges? If "Yes," attach statement (see instructions)	12		X
13	Did the foundation comply with the public inspection requirements for its annual returns and exemption application?	13	X	
Website address <input type="checkbox"/> n/a				
14	The books are in care of <input type="checkbox"/> SEE STATEMENT 6 Telephone no. <input type="checkbox"/>			
Located at <input type="checkbox"/>		ZIP+4 <input type="checkbox"/>		
15	Section 4947(a)(1) nonexempt charitable trusts filing Form 990-PF in lieu of Form 1041 - Check here	15		<input type="checkbox"/>
16	At any time during calendar year 2013, did the foundation have an interest in or a signature or other authority over a bank, securities, or other financial account in a foreign country?	16	Yes	No
See the instructions for exceptions and filing requirements for Form TD F 90-22.1. If "Yes," enter the name of the foreign country <input type="checkbox"/>				X

Part VII-B Statements Regarding Activities for Which Form 4720 May Be Required

File Form 4720 if any item is checked in the "Yes" column, unless an exception applies.

	Yes	No
1a During the year did the foundation (either directly or indirectly)		
(1) Engage in the sale or exchange, or leasing of property with a disqualified person?	<input type="checkbox"/> Yes	<input checked="" type="checkbox"/> No
(2) Borrow money from, lend money to, or otherwise extend credit to (or accept it from) a disqualified person?	<input type="checkbox"/> Yes	<input checked="" type="checkbox"/> No
(3) Furnish goods, services, or facilities to (or accept them from) a disqualified person?	<input type="checkbox"/> Yes	<input checked="" type="checkbox"/> No
(4) Pay compensation to, or pay or reimburse the expenses of, a disqualified person?	<input checked="" type="checkbox"/> Yes	<input type="checkbox"/> No
(5) Transfer any income or assets to a disqualified person (or make any of either available for the benefit or use of a disqualified person)?	<input type="checkbox"/> Yes	<input checked="" type="checkbox"/> No
(6) Agree to pay money or property to a government official? (Exception. Check "No" if the foundation agreed to make a grant to or to employ the official for a period after termination of government service, if terminating within 90 days.)	<input type="checkbox"/> Yes	<input checked="" type="checkbox"/> No
b If any answer is "Yes" to 1a(1)-(6), did any of the acts fail to qualify under the exceptions described in Regulations section 53.4941(d)-3 or in a current notice regarding disaster assistance (see instructions)?	1b	X
Organizations relying on a current notice regarding disaster assistance check here <input type="checkbox"/>		
c Did the foundation engage in a prior year in any of the acts described in 1a, other than excepted acts, that were not corrected before the first day of the tax year beginning in 2013?	1c	X
2 Taxes on failure to distribute income (section 4942) (does not apply for years the foundation was a private operating foundation defined in section 4942(j)(3) or 4942(j)(5))		
a At the end of tax year 2013, did the foundation have any undistributed income (lines 6d and 6e, Part XIII) for tax year(s) beginning before 2013?	<input type="checkbox"/> Yes	<input checked="" type="checkbox"/> No
If "Yes," list the years <input type="checkbox"/>		
b Are there any years listed in 2a for which the foundation is not applying the provisions of section 4942(a)(2) (relating to incorrect valuation of assets) to the year's undistributed income? (If applying section 4942(a)(2) to all years listed, answer "No" and attach statement - see instructions.)	2b	X
c If the provisions of section 4942(a)(2) are being applied to any of the years listed in 2a, list the years here <input type="checkbox"/>		
3a Did the foundation hold more than a 2% direct or indirect interest in any business enterprise at any time during the year?	<input type="checkbox"/> Yes	<input checked="" type="checkbox"/> No
b If "Yes," did it have excess business holdings in 2013 as a result of (1) any purchase by the foundation or disqualified persons after May 26, 1969; (2) the lapse of the 5-year period (or longer period approved by the Commissioner under section 4943(c)(7)) to dispose of holdings acquired by gift or bequest, or (3) the lapse of the 10-, 15-, or 20-year first phase holding period? (Use Schedule C, Form 4720, to determine if the foundation had excess business holdings in 2013)	3b	
4a Did the foundation invest during the year any amount in a manner that would jeopardize its charitable purposes?	4a	X
b Did the foundation make any investment in a prior year (but after December 31, 1969) that could jeopardize its charitable purpose that had not been removed from jeopardy before the first day of the tax year beginning in 2013?	4b	X

Form 990-PF (2013)

Part VII-B Statements Regarding Activities for Which Form 4720 May Be Required (continued)**5a** During the year did the foundation pay or incur any amount to:

- (1) Carry on propaganda, or otherwise attempt to influence legislation (section 4945(e))? ☐ Yes ☒ No
- (2) Influence the outcome of any specific public election (see section 4955); or to carry on, directly or indirectly, any voter registration drive? ☐ Yes ☒ No
- (3) Provide a grant to an individual for travel, study, or other similar purposes? ☐ Yes ☒ No
- (4) Provide a grant to an organization other than a charitable, etc., organization described in section 509(a)(1), (2), or (3), or section 4940(d)(2)? (see instructions) ☐ Yes ☒ No
- (5) Provide for any purpose other than religious, charitable, scientific, literary, or educational purposes, or for the prevention of cruelty to children or animals? ☐ Yes ☒ No

b If any answer is "Yes" to 5a(1)-(5), did any of the transactions fail to qualify under the exceptions described in Regulations section 53.4945 or in a current notice regarding disaster assistance (see instructions)? ☐ Yes ☒ NoOrganizations relying on a current notice regarding disaster assistance check here ☐**c** If the answer is "Yes" to question 5a(4), does the foundation claim exemption from the tax because it maintained expenditure responsibility for the grant? ☐ Yes ☒ No

If "Yes," attach the statement required by Regulations section 53.4945-5(d)

6a Did the foundation, during the year, receive any funds, directly or indirectly, to pay premiums on a personal benefit contract? ☐ Yes ☒ No**b** Did the foundation, during the year, pay premiums, directly or indirectly, on a personal benefit contract? ☐ Yes ☒ No
If "Yes" to 6b, file Form 8870.**7a** At any time during the tax year, was the foundation a party to a prohibited tax shelter transaction? ☐ Yes ☒ No**b** If "Yes," did the foundation receive any proceeds or have any net income attributable to the transaction? ☐ Yes ☒ No**Part VIII Information About Officers, Directors, Trustees, Foundation Managers, Highly Paid Employees, and Contractors****1** List all officers, directors, trustees, foundation managers and their compensation (see instructions).

(a) Name and address	(b) Title, and average hours per week devoted to position	(c) Compensation (If not paid, enter -0-)	(d) Contributions to employee benefit plans and deferred compensation	(e) Expense account, other allowances
JPMORGAN CHASE BANK, NA 10 S Dearborn St. Fl 21, Chicago, IL 60603	trustee 4	32,678.	-0-	-0-

2 Compensation of five highest-paid employees (other than those included on line 1 - see instructions). If none, enter "NONE."

(a) Name and address of each employee paid more than \$50,000	(b) Title, and average hours per week devoted to position	(c) Compensation	(d) Contributions to employee benefit plans and deferred compensation	(e) Expense account, other allowances
NONE		NONE	NONE	NONE

Total number of other employees paid over \$50,000 ☐

NONE

Form 990-PF (2013)

Part VIII Information About Officers, Directors, Trustees, Foundation Managers, Highly Paid Employees, and Contractors (continued)**3 Five highest-paid independent contractors for professional services** (see instructions). If none, enter "NONE."

(a) Name and address of each person paid more than \$50,000	(b) Type of service	(c) Compensation
NONE		NONE
Total number of others receiving over \$50,000 for professional services		NONE

Part IX-A Summary of Direct Charitable Activities

List the foundation's four largest direct charitable activities during the tax year. Include relevant statistical information such as the number of organizations and other beneficiaries served, conferences convened, research papers produced, etc.	Expenses
1 NONE	
2	
3	
4	

Part IX-B Summary of Program-Related Investments (see instructions)

Describe the two largest program-related investments made by the foundation during the tax year on lines 1 and 2.	Amount
1 NONE	
2	
All other program-related investments See instructions	
3 NONE	
Total. Add lines 1 through 3	

Form 990-PF (2013)

Part X Minimum Investment Return (All domestic foundations must complete this part. Foreign foundations, see instructions.)

1	Fair market value of assets not used (or held for use) directly in carrying out charitable, etc., purposes:		
a	Average monthly fair market value of securities	1a	4,141,274.
b	Average of monthly cash balances	1b	386,679.
c	Fair market value of all other assets (see instructions)	1c	NONE
d	Total (add lines 1a, b, and c)	1d	4,527,953.
e	Reduction claimed for blockage or other factors reported on lines 1a and 1c (attach detailed explanation)	1e	
2	Acquisition indebtedness applicable to line 1 assets	2	NONE
3	Subtract line 2 from line 1d	3	4,527,953.
4	Cash deemed held for charitable activities. Enter 1 1/2% of line 3 (for greater amount, see instructions)	4	67,919.
5	Net value of noncharitable-use assets. Subtract line 4 from line 3. Enter here and on Part V, line 4.	5	4,460,034.
6	Minimum investment return. Enter 5% of line 5	6	223,002.

Part XI Distributable Amount (see instructions) (Section 4942(j)(3) and (j)(5) private operating foundations and certain foreign organizations check here ☐ and do not complete this part.)

1	Minimum investment return from Part X, line 6	1	223,002.
2a	Tax on investment income for 2013 from Part VI, line 5	2a	2,640.
b	Income tax for 2013. (This does not include the tax from Part VI.)	2b	
c	Add lines 2a and 2b	2c	2,640.
3	Distributable amount before adjustments. Subtract line 2c from line 1.	3	220,362.
4	Recoveries of amounts treated as qualifying distributions	4	NONE
5	Add lines 3 and 4	5	220,362.
6	Deduction from distributable amount (see instructions)	6	NONE
7	Distributable amount as adjusted. Subtract line 6 from line 5. Enter here and on Part XIII, line 1.	7	220,362.

Part XII Qualifying Distributions (see instructions)

1	Amounts paid (including administrative expenses) to accomplish charitable, etc., purposes		
a	Expenses, contributions, gifts, etc. - total from Part I, column (d), line 26	1a	142,737.
b	Program-related investments - total from Part IX-B	1b	
2	Amounts paid to acquire assets used (or held for use) directly in carrying out charitable, etc., purposes	2	NONE
3	Amounts set aside for specific charitable projects that satisfy the:		
a	Suitability test (prior IRS approval required)	3a	NONE
b	Cash distribution test (attach the required schedule)	3b	NONE
4	Qualifying distributions. Add lines 1a through 3b. Enter here and on Part V, line 8, and Part XIII, line 4.	4	142,737.
5	Foundations that qualify under section 4940(e) for the reduced rate of tax on net investment income. Enter 1% of Part I, line 27b (see instructions)	5	N/A
6	Adjusted qualifying distributions. Subtract line 5 from line 4	6	142,737.

Note. The amount on line 6 will be used in Part V, column (b), in subsequent years when calculating whether the foundation qualifies for the section 4940(e) reduction of tax in those years.

Part XIII Undistributed Income (see instructions)

	(a) Corpus	(b) Years prior to 2012	(c) 2012	(d) 2013
1 Distributable amount for 2013 from Part XI, line 7				220,362.
2 Undistributed income, if any, as of the end of 2013				
a Enter amount for 2012 only			106,588.	
b Total for prior years 20 <u>11</u> , 20 <u> </u> , 20 <u> </u>		NONE		
3 Excess distributions carryover, if any, to 2013				
a From 2008	NONE			
b From 2009	NONE			
c From 2010	NONE			
d From 2011	NONE			
e From 2012	NONE			
f Total of lines 3a through e	NONE			
4 Qualifying distributions for 2013 from Part XII, line 4 ▶ \$ <u>142,737.</u>				
a Applied to 2012, but not more than line 2a			106,588.	
b Applied to undistributed income of prior years (Election required - see instructions)		NONE		
c Treated as distributions out of corpus (Election required - see instructions)	NONE			
d Applied to 2013 distributable amount				36,149.
e Remaining amount distributed out of corpus	NONE			
5 Excess distributions carryover applied to 2013 (If an amount appears in column (d), the same amount must be shown in column (a))	NONE			NONE
6 Enter the net total of each column as indicated below:				
a Corpus. Add lines 3f, 4c, and 4e. Subtract line 5	NONE			
b Prior years' undistributed income. Subtract line 4b from line 2b		NONE		
c Enter the amount of prior years' undistributed income for which a notice of deficiency has been issued, or on which the section 4942(a) tax has been previously assessed		NONE		
d Subtract line 6c from line 6b. Taxable amount - see instructions		NONE		
e Undistributed income for 2012. Subtract line 4a from line 2a. Taxable amount - see instructions				
f Undistributed income for 2013. Subtract lines 4d and 5 from line 1. This amount must be distributed in 2014				184,213.
7 Amounts treated as distributions out of corpus to satisfy requirements imposed by section 170(b)(1)(F) or 4942(g)(3) (see instructions)	NONE			
8 Excess distributions carryover from 2008 not applied on line 5 or line 7 (see instructions)	NONE			
9 Excess distributions carryover to 2014. Subtract lines 7 and 8 from line 6a	NONE			
10 Analysis of line 9				
a Excess from 2009	NONE			
b Excess from 2010	NONE			
c Excess from 2011	NONE			
d Excess from 2012	NONE			
e Excess from 2013	NONE			

NOT APPLICABLE

b. Check box to indicate whether the foundation is a private operating foundation described in section

4942(1)(3) or		4942(1)(5)
---------------	--	------------

[illegible]

1 Information Regarding Foundation Managers:

NONE

NONE

Check here ☐ if the foundation only makes contributions to preselected charitable organizations and does not accept unsolicited requests for funds. If the foundation makes gifts, grants, etc. (see instructions) to individuals or organizations under other conditions, complete items 2a, b, c, and d.

SEE STATEMENT 7

SEE ATTACHED STATEMENT FOR LINE 2

SEE ATTACHED STATEMENT FOR LINE 2

SEE ATTACHED STATEMENT FOR LINE 2

Part XV Supplementary Information (continued)**3 Grants and Contributions Paid During the Year or Approved for Future Payment**

<div>Recipient</div> <div>Name and address (home or business)</div>	If recipient is an individual, show any relationship to any foundation manager or substantial contributor	Foundation status of recipient	Purpose of grant or contribution	Amount
a Paid during the year SEE STATEMENT 14				114,588.
Total			▶ 3a	114,588.
b Approved for future payment				
Total			▶ 3b	

FORM 990PF, PART I - DIVIDENDS AND INTEREST FROM SECURITIES

DESCRIPTION	REVENUE AND EXPENSES PER BOOKS	NET INVESTMENT INCOME
DIVIDENDS AND INTEREST FROM SECURITIES	74,654.	74,557.
TOTAL	74,654.	74,557.

FORM 990PF, PART I - OTHER INCOME
=====

DESCRIPTION -----	REVENUE AND EXPENSES PER BOOKS -----	NET INVESTMENT INCOME -----
FARM INCOME	1,442.	1,442.
DEFERRED REVENUE	18,619.	
	-----	-----
TOTALS	20,061.	1,442.
	=====	=====

FORM 990PF, PART I - LEGAL FEES

=====

DESCRIPTION	REVENUE AND EXPENSES PER BOOKS	NET INVESTMENT INCOME	ADJUSTED NET INCOME	CHARITABLE PURPOSES
-----	-----	-----	-----	-----
LEGAL FEES - PRINCIPAL (ALLOCA	18,619.			18,619.
	-----	-----	-----	-----
TOTALS	18,619.	NONE	NONE	18,619.
	=====	=====	=====	=====

FORM 990PF, PART I - TAXES
=====

DESCRIPTION -----	REVENUE AND EXPENSES PER BOOKS -----	NET INVESTMENT INCOME -----
FEDERAL EXCISE TAXES PAID	28,440.	
FOREIGN TAXES WITHHELD	1,353.	1,353.
	-----	-----
TOTALS	29,793.	1,353.
	=====	=====

SUSAN COOK HOUSE - EDUCATIONAL TRUST

37-6087675

FORM 990PF, PART I - OTHER EXPENSES
=====

DESCRIPTION -----	REVENUE AND EXPENSES PER BOOKS -----	NET INVESTMENT INCOME -----	CHARITABLE PURPOSES -----
CHARITABLE EXPENSES	1,346.		1,346.
FARM EXPENSES	644.	644.	
ATTORNEY GENERAL FILING FEE	15.		15.
TOTALS	2,005.	644.	1,361.
	=====	=====	=====

FORM 990PF, PART VII-A, LINE 14 - BOOKS ARE IN THE CARE OF
=====

NAME: JPMorgan Chase Bank, NA

ADDRESS: 10 S DEARBORN ST. FL 21 IL1-0117
CHICAGO, IL 60603

TELEPHONE NUMBER: (866)888-5157

SUSAN COOK HOUSE - EDUCATIONAL TRUST
FORM 990PF, PART XV - LINES 2a - 2d
=====

37-6087675

RECIPIENT NAME:

JPMorgan Chase Bank, NA- Heather Smith

ADDRESS:

East Old State Capital Plaza, 3rd
Springfield, IL 62701

RECIPIENT'S PHONE NUMBER: 217-525-9737

FORM, INFORMATION AND MATERIALS:

obtain application form and provide information about
plans for higher education and career goals.

see attached for supplement

SUBMISSION DEADLINES:

none

awards are limited to residents of Sangamon

RESTRICTIONS OR LIMITATIONS ON AWARDS:

county Illinois

STATEMENT 7

SUSAN COOK HOUSE - EDUCATIONAL TRUST

37-6087675

FORM 990PF, PART XV, LINE 3a - CONTRIBUTIONS, GIFTS, GRANTS PAID

=====

RECIPIENT NAME:

LINCOLN LAND COMMUNITY COLLEGE
FOUNDATION

ADDRESS:

PO BOX 19256
SPRINGFIELD, IL 62794-9256

RELATIONSHIP:

NONE

PURPOSE OF GRANT:

GENERAL

FOUNDATION STATUS OF RECIPIENT:

PC

AMOUNT OF GRANT PAID 10,000.

RECIPIENT NAME:

ST. AGNES SCHOOL

ADDRESS:

251 N AMOS AVE
SPRINGFIELD, IL 62702

RELATIONSHIP:

NONE

PURPOSE OF GRANT:

GENERAL

FOUNDATION STATUS OF RECIPIENT:

PC

AMOUNT OF GRANT PAID 6,773.

RECIPIENT NAME:

CATHEDRAL SCHOOL

ADDRESS:

815 S 6TH STREET
SPRINGFIELD, IL 62703

RELATIONSHIP:

NONE

PURPOSE OF GRANT:

GENERAL

FOUNDATION STATUS OF RECIPIENT:

PC

AMOUNT OF GRANT PAID 5,000.

STATEMENT 8

=====

RECIPIENT NAME:

UNITED WAY OF CENTRAL ILLINOIS

ADDRESS:

1999 WABASH AVE

SPRINGFIELD, IL 62704

RELATIONSHIP:

NONE

PURPOSE OF GRANT:

GENERAL

FOUNDATION STATUS OF RECIPIENT:

PC

AMOUNT OF GRANT PAID 5,000.

RECIPIENT NAME:

GEORGIA INSTITUTE OF TECHNOLOGY

ADDRESS:

NORTH AVE NW

ATLANTA, GA 30332

RELATIONSHIP:

NONE

PURPOSE OF GRANT:

GENERAL

FOUNDATION STATUS OF RECIPIENT:

PC

AMOUNT OF GRANT PAID 10,000.

RECIPIENT NAME:

PURDUE UNIVERSITY

ADDRESS:

619 PURDUE MALL

WEST LAFAYETTE, IN 47907

RELATIONSHIP:

NONE

PURPOSE OF GRANT:

GENERAL

FOUNDATION STATUS OF RECIPIENT:

PC

AMOUNT OF GRANT PAID 5,000.

SUSAN COOK HOUSE - EDUCATIONAL TRUST

37-6087675

FORM 990PF, PART XV, LINE 3a - CONTRIBUTIONS, GIFTS, GRANTS PAID

=====

RECIPIENT NAME:

UNIVERSITY OF ILLINOIS AT
URBANA-CHAMPAIGN

ADDRESS:

901 W ILLINOIS ST
URBANA, IL 61801

RELATIONSHIP:

NONE

PURPOSE OF GRANT:

GENERAL

FOUNDATION STATUS OF RECIPIENT:

PC

AMOUNT OF GRANT PAID 3,500.

RECIPIENT NAME:

WASHINGTON UNIVERSITY IN ST. LOUIS

ADDRESS:

1 BROOKINGS DRIVE
ST. LOUIS, MO 63130

RELATIONSHIP:

NONE

PURPOSE OF GRANT:

GENERAL

FOUNDATION STATUS OF RECIPIENT:

PC

AMOUNT OF GRANT PAID 1,500.

RECIPIENT NAME:

ILLINOIS WESLEYAN UNIVERSITY

ADDRESS:

1312 PARK STREET
BLOOMINGTON, IL 61701

RELATIONSHIP:

NONE

PURPOSE OF GRANT:

GENERAL

FOUNDATION STATUS OF RECIPIENT:

PC

AMOUNT OF GRANT PAID 1,000.

STATEMENT 10

=====

RECIPIENT NAME:

HILLSDALE COLLEGE

ADDRESS:

33 E COLLEGE ST

HILLSDALE, MI 49242

RELATIONSHIP:

NONE

PURPOSE OF GRANT:

GENERAL

FOUNDATION STATUS OF RECIPIENT:

PC

AMOUNT OF GRANT PAID 1,000.

RECIPIENT NAME:

SAINT LOUIS UNIVERSITY

ADDRESS:

1 N GRAND BLVD

ST. LOUIS, MO 63103

RELATIONSHIP:

NONE

PURPOSE OF GRANT:

GENERAL

FOUNDATION STATUS OF RECIPIENT:

PC

AMOUNT OF GRANT PAID 1,000.

RECIPIENT NAME:

BUTLER UNIVERSITY

ADDRESS:

4600 SUNSET AVE

INDIANAPOLIS, IN 46208

RELATIONSHIP:

NONE

PURPOSE OF GRANT:

GENERAL

FOUNDATION STATUS OF RECIPIENT:

PC

AMOUNT OF GRANT PAID 1,000.

SUSAN COOK HOUSE - EDUCATIONAL TRUST

37-6087675

FORM 990PF, PART XV, LINE 3a - CONTRIBUTIONS, GIFTS, GRANTS PAID

=====

RECIPIENT NAME:

ILLINOIS STATE UNIVERSITY

ADDRESS:

100 N UNIVERSITY ST

NORMAL, IL 61761

RELATIONSHIP:

NONE

PURPOSE OF GRANT:

GENERAL

FOUNDATION STATUS OF RECIPIENT:

PC

AMOUNT OF GRANT PAID 1,000.

RECIPIENT NAME:

TRINITY LUTHERAN CHURCH

ADDRESS:

220 S 2ND STREET

SPRINGFIELD, IL 62701

RELATIONSHIP:

NONE

PURPOSE OF GRANT:

GENERAL

FOUNDATION STATUS OF RECIPIENT:

PC

AMOUNT OF GRANT PAID 3,350.

RECIPIENT NAME:

BIG BROTHERS BIG SISTERS OF THE ILLINOIS

CAPITAL REGION

ADDRESS:

444 S GRAND AVE W

SPRINGFIELD, IL 62704

RELATIONSHIP:

NONE

PURPOSE OF GRANT:

GENERAL

FOUNDATION STATUS OF RECIPIENT:

PC

AMOUNT OF GRANT PAID 9,922.

STATEMENT 12

=====

RECIPIENT NAME:

SPRINGFIELD AREA ARTS COUNCIL

ADDRESS:

420 S 6TH STREET

SPRINGFIELD, IL 62701

RELATIONSHIP:

NONE

PURPOSE OF GRANT:

GENERAL

FOUNDATION STATUS OF RECIPIENT:

PC

AMOUNT OF GRANT PAID 5,000.

RECIPIENT NAME:

SPRINGFIELD AREA READING IS FUNDAMENTAL
ASSOCIATION

ADDRESS:

PO BOX 9606

SPRINGFIELD, IL 62791

RELATIONSHIP:

NONE

PURPOSE OF GRANT:

GENERAL

FOUNDATION STATUS OF RECIPIENT:

PC

AMOUNT OF GRANT PAID 20,000.

RECIPIENT NAME:

LUTHERAN HIGH SCHOOL ASSOCIATION OF THE
GREATER SPRINGFIELD AREA

ADDRESS:

3500 W WASHINGTON ST

SPRINGFIELD, IL 62711

RELATIONSHIP:

NONE

PURPOSE OF GRANT:

GENERAL

FOUNDATION STATUS OF RECIPIENT:

PC

AMOUNT OF GRANT PAID 7,000.

SUSAN COOK HOUSE - EDUCATIONAL TRUST

37-6087675

FORM 990PF, PART XV, LINE 3a - CONTRIBUTIONS, GIFTS, GRANTS PAID

=====

RECIPIENT NAME:

SANGAMON VALLEY YOUTH SYMPHONY

ADDRESS:

420 S 6TH STREET

SPRINGFIELD, IL 62701

RELATIONSHIP:

NONE

PURPOSE OF GRANT:

GENERAL

FOUNDATION STATUS OF RECIPIENT:

PC

AMOUNT OF GRANT PAID 7,100.

RECIPIENT NAME:

ILLINOIS SYMPHONY ORCHESTRA, INC.

ADDRESS:

524 1/2 E CAPITAL DRIVE

SPRINGFIELD, IL 62701

RELATIONSHIP:

NONE

PURPOSE OF GRANT:

GENERAL

FOUNDATION STATUS OF RECIPIENT:

PC

AMOUNT OF GRANT PAID 8,000.

RECIPIENT NAME:

SPRINGFIELD ART ASSOCIATION

ADDRESS:

700 N 4TH STREET

SPRINGFIELD, IL 62702

RELATIONSHIP:

NONE

PURPOSE OF GRANT:

GENERAL

FOUNDATION STATUS OF RECIPIENT:

PC

AMOUNT OF GRANT PAID 2,443.

TOTAL GRANTS PAID:

114,588.

=====

STATEMENT 14



SUSAN COOK HOUSE ACCT R67816000
For the Period 11/1/14 to 11/30/14

Account Summary

PRINCIPAL

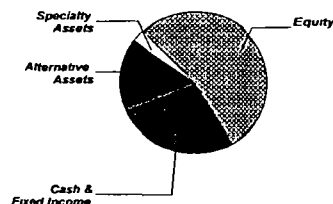
Asset Allocation	Beginning Market Value	Ending Market Value	Change In Value	Estimated Annual Income	Current Allocation
Equity	3,621,716.05	3,681,367.40	59,651.35	47,677.58	56%
Alternative Assets	1,023,394.48	1,051,742.70	28,348.22	10,541.04	16%
Cash & Fixed Income	1,812,694.59	1,784,707.46	(27,987.13)	34,623.38	27%
Specialty Assets	24,000.00	24,000.00	0.00		1%
Market Value	\$6,481,805.12	\$6,541,817.56	\$60,012.44	\$92,842.00	100%

INCOME

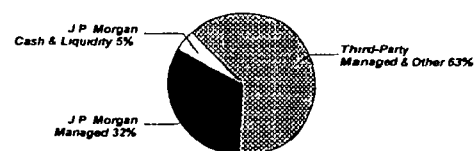
Cash Position	Beginning Market Value	Ending Market Value	Change In Value
Cash Balance	1,080.07	1,352.61	272.54
Accruals	1,469.38	1,072.82	(396.56)
Market Value	\$2,549.45	\$2,425.43	(\$124.02)

* J.P. Morgan Managed includes (to the extent permitted under applicable law) mutual funds, other registered funds and hedge funds managed by J.P. Morgan and structured products issued by J.P. Morgan. J.P. Morgan Cash & Liquidity Funds includes cash, J.P. Morgan deposit sweeps and J.P. Morgan money market mutual funds. Third-Party Managed & Other includes mutual funds, exchange traded funds, hedge funds, and separately managed accounts managed by parties other than J.P. Morgan, structured products and exchange traded notes issued by parties other than J.P. Morgan, and other investments not managed or issued by J.P. Morgan. See important information about investment principles and conflicts in the disclosures section.

Asset Allocation



Manager Allocation *



J.P.Morgan



SUSAN COOK HOUSE ACCT R67816000
For the Period 11/1/14 to 11/30/14

Account Summary CONTINUED

Portfolio Activity	PRINCIPAL	
	Current Period Value	Year-to-Date Value
Beginning Market Value	6,481,805.12	6,391,757.03
Additions		
Withdrawals & Fees	(3,901.64)	(79,980.59)
Securities Transferred Out		(1.00)
Net Additions/Withdrawals	(\$3,901.64)	(\$79,981.59)
Income	995.18	19,285.72
Change In Investment Value	62,918.90	210,756.40
Ending Market Value	\$6,541,817.56	\$6,541,817.56
Accruals	--	--
Market Value with Accruals	--	--

Tax Summary	PRINCIPAL	
	Current Period Value	Year-to-Date Value
Domestic Dividends/Distributions	5,433.98	105,759.25
Interest Income	11.54	144.57
Taxable Income	\$5,445.52	\$105,903.82

	INCOME	
	Current Period Value	Year-to-Date Value
	1,080.07	1,555.80
	1,950.82	179,836.59
	(6,128.62)	(266,657.88)
	--	--
	(\$4,177.80)	(\$86,821.29)
	4,450.34	86,618.10
	\$1,352.61	\$1,352.61
	1,072.82	1,072.82
	\$2,425.43	\$2,425.43

	INCOME	
	Current Period Value	Year-to-Date Value
LT Capital Gain Distributions	3,487.07	49,905.45
ST Realized Gain/Loss		(5,415.13)
LT Realized Gain/Loss		76,779.80
Realized Gain/Loss	\$3,487.07	\$121,270.12

		To-Date Value
Unrealized Gain/Loss		\$627,333.28

J.P.Morgan



SUSAN COOK HOUSE ACCT R67816000
For the Period 11/1/14 to 11/30/14

Account Summary CONTINUED

Cost Summary		Cost
Equity		3,056,636 08
Cash & Fixed Income		1,779,645 84
Total		\$4,836,281.92




SUSAN COOK HOUSE ACCT R67816000
For the Period 11/1/14 to 11/30/14

Equity Summary

Asset Categories	Beginning Market Value	Ending Market Value	Change In Value	Current Allocation
US Large Cap Equity	1,509,579 27	1,548,455 48	38,876 21	24%
US Mid Cap Equity	397,006 57	404,277 36	7,270 79	6%
EAFE Equity	1,197,898 58	1,207,885 88	9,987 30	18%
Japanese Large Cap Equity	70,995 40	73,385 60	2,390 20	1%
Asia ex-Japan Equity	258,364 62	256,195 48	(2,169 14)	4%
Global Equity	187,871 61	191,167 60	3,295 99	3%
Total Value	\$3,621,716.05	\$3,681,367.40	\$59,651 35	56%

Market Value/Cost	Current Period Value
Market Value	3,681,367 40
Tax Cost	3,056,636 08
Unrealized Gain/Loss	624,731 32
Estimated Annual Income	47,677 58
Yield	1 29 %

Asset Categories



Equity as a percentage of your portfolio - 56 %

Equity Detail

	Price	Quantity	Value	Adjusted Tax Cost Original Cost	Unrealized Gain/Loss	Est Annual Inc Accrued Div	Yield
US Large Cap Equity							
BBH CORE SELECT FUND-N 05528X-60-4 BBTE X	23 22	4,050 140	94,044 25	72,376 00	21,668 25	417 16	0 44 %

J.P.Morgan



SUSAN COOK HOUSE ACCT R67816000
For the Period 11/1/14 to 11/30/14

	Pnce	Quantity	Value	Adjusted Tax Cost Original Cost	Unrealized Gain/Loss	Est Annual Inc Accrued Div	Yield
US Large Cap Equity							
FMI LARGE CAP FUND LARGE CAP FD 302933-20-5 FMIH X	23 34	3,084 522	71,992 74	33,590 45	38,402 29	545 96	0 76 %
GS CYCLICAL SECT REL PERF NT 3/4/15 1 08 XLEV BASKET UPSIDE- UNCAPPED 1 1 SPX DOWNSIDE 2/14/14 SPX 1838 63 BSKT IXM 215 86 IXI 513 97 IXT 360 81 38147Q-NP-7	114 08	65,000 000	74,152 00	64,350 00	9,802 00		
JPM INTREPID VALUE FD - SEL FUND 1136 4812A2-30-6 JPIV X	38 98	4,280 479	166,853 07	113,649 00	53,204 07	1,926 21	1 15 %
JPM LARGE CAP GRWTH FD - SEL FUND 3118 4812C0-53-0 SEEG X	35 37	4,754 753	168,175 61	112,764 98	55,410 63		
JPM US LARGE CAP CORE PLUS FD - SEL FUND 1002 4812A2-38-9 JLPS X	31 54	4,325 353	136,421 63	81,104 47	55,317 16	497 41	0 36 %
NEUBERGER BER MU/C OPP-INS 64122Q-30-9 NMUL X	16 45	24,003 561	394,858 58	299,100 00	95,758 58	2,592 38	0 66 %
SPDR S&P 500 ETF TRUST 78462F-10-3 SPY	207 20	2,133 000	441,957 60	397,634 64	44,322 96	7,851 57	1 78 %
Total US Large Cap Equity			\$1,548,455 48	\$1,174,569.54	\$373,885 94	\$13,830.69	0 89 %



SUSAN COOK HOUSE ACCT R67816000
For the Period 11/1/14 to 11/30/14

	Price	Quantity	Value	Adjusted Tax Cost Original Cost	Unrealized Gain/Loss	Est Annual Inc Accrued Div	Yield
US Mid Cap Equity							
ISHARES CORE S&P MID-CAP ETF 464287-50-7 IJH	144 26	1,250 000	180,325 00	132,244 65	48,080 35	2,197 50	1 22 %
JPM MKT EXP ENH INDEX FD - SEL FUND 3708 4812C1-63-7 PGMI X	14 07	10,395 007	146,257 75	95,104 41	51,153 34	1,247 40	0 85 %
PRINCIPAL MIDCAP FUND-INS MIDCP GROWTH I 74253Q-74-7 PCBI X	23 03	3,373 626	77,694 61	61,400 00	16,294 61	168 68	0 22 %
Total US Mid Cap Equity			\$404,277 36	\$288,749.06	\$115,528 30	\$3,613 58	0 89 %
EAFE Equity							
ARTISAN INTL VALUE FUND-INV 04314H-88-1 ARTK X	34 88	2,471 874	86,218 97	61,228 44	24,990 53	1,352 11	1 57 %
CAPITAL PRIVATE CLIENT SVCS CAP NON US EQT 14042Y-60-1 CNUS X	11 91	27,349 373	325,731 03	298,300 00	27,431 03	2,461 44	0 76 %
ISHARES MSCI EAFE INDEX FUND 464287-46-5 EFA	63 99	5,400 000	345,546 00	347,453 98	(1,907 98)	12,031 20	3 48 %
JPM INTL VALUE FD - INSTL FUND 1375 4812A0-57-3 JNUS X	14 47	17,218 879	249,157 18	250,973 09	(1,815 91)	5,475 60	2 20 %
MFS INTL VALUE-I 55273E-82-2 MINI X	36 53	5,508 697	201,232 70	162,925 00	38,307 70	3,641 24	1 81 %
Total EAFE Equity			\$1,207,885 88	\$1,120,880.51	\$87,005 37	\$24,961 59	2 07 %



SUSAN COOK HOUSE ACCT R67816000
For the Period 11/1/14 to 11/30/14

	Pnce	Quantity	Value	Adjusted Tax Cost Original Cost	Unrealized Gain/Loss	Est Annual Inc Accrued Div	Yield
Japanese Large Cap Equity							
BROWN ADV JAPAN ALPHA OPP-IS 115233-57-9 BAFJ X	11 36	6,460 000	73,385 60	64,600 00	8,785 60		
Asia ex-Japan Equity							
ABERDEEN ASIA-PAC XJ-INST EQUITY FUND - INSTITUTIONAL SERVICE SHARES 003021-69-8 AAPI X	11 98	10,475 332	125,494 48	125,784 11	(289 63)	1,854 13	1 48 %
COLUMBIA ASIA PAX X-JPN-R5 19763P-57-2 TAPR X	14 57	8,970 556	130,701 00	122,052 86	8,648 14	1,569 84	1 20 %
Total Asia ex-Japan Equity			\$256,195 48	\$247,836.97	\$8,358 51	\$3,423.97	1 34 %
Global Equity							
JPM GLBL RES ENH INDEX FD - SEL FUND 3457 46637K-51-3 JEIT X	19 14	9,987 858	191,167 60	160,000 00	31,167 60	1,847 75	0 97 %



SUSAN COOK HOUSE ACCT R67816000
For the Period 11/1/14 to 11/30/14

Alternative Assets Summary

Asset Categories	Beginning Estimated Value	Ending Estimated Value	Change In Value	Current Allocation
Hedge Funds	847,439.09	859,699.76	12,260.67	13%
Hard Assets	175,955.39	192,042.94	16,087.55	3%
Total Value	\$1,023,394.48	\$1,051,742.70	\$28,348.22	16%

Asset Categories



Alternative Assets Detail

Alternative Assets as a percentage of your portfolio - 16 %

	Pnce	Quantity	Estimated Value	Cost
Hedge Funds				
EQUINOX FDS TR EQNX CB STGY I 29446A-81-9 EBSI X	11.88	9,831.791	116,801.68	103,332.12
GATEWAY FUND-Y 367829-88-4 GTEY X	29.65	6,536.257	193,800.02	181,839.00

J.P.Morgan



SUSAN COOK HOUSE ACCT R67816000
For the Period 11/1/14 to 11/30/14

	Price	Quantity	Estimated Value	Cost
Hedge Funds				
GOLDMAN SACHS TR STRG INCM INST 38145C-64-6 GSZI X	10 39	11,630 332	120,839 15	122,700 00
GOTHAM ABSOLUTE RETURN FUND 360873-13-7 GARI X	14 29	9,467 873	135,295 91	127,600 00
INV BALANCED-RISK ALLOC-Y 00141V-69-7 ABRY X	12 63	7,700 833	97,261 52	98,061 32
PIMCO UNCONSTRAINED BOND-P 72201M-45-3 PUCP X	11 29	11,929 314	134,681 96	138,265 00
THE ARBITRAGE FUND-I 03875R-20-5 ARBN X	12 96	4,708 296	61,019 52	60,677 01
Total Hedge Funds			\$859,699 76	\$832,474 45

	Price	Quantity	Estimated Value	Cost	Est Annual Income Accrued Income
Hard Assets					
BARC BREN PALLADIUM 01/20/15 LINKED TO PLDMLNPM 10% BUFFER- 1 4X LEV 10%CAP - 14% MAX RETURN INITIAL LEVEL 1/2/14 PLDMLNPM 710 06741T-3V-7	110 16	30,000 000	33,048 00	29,700 00	

J.P.Morgan



SUSAN COOK HOUSE ACCT R67816000
For the Period 11/1/14 to 11/30/14

	Price	Quantity	Estimated Value	Cost	Est Annual Income Accrued Income
Hard Assets					
BARC MARKET PLUS WTI 06/22/15 LNKD TO CL1 80% BARRIER- 7 20%CPN ,UNCAPPED INITIAL LEVEL-04/11/14 CL1 103 74 06741U-BY-9	69 71	30,000 000	20,913 00	29,640 00	
MS PALLADIUM BREN 12/09/15 LNKD TO PLDMLNPM 116 30% LEVERAGE, 10% BUFFER 11/20/14 INITIAL STRIKE 771 61762G-CM-4	100 00 11/20/14	30,000 000	30,000 00	29,700 00	
PIMCO COMMODITYPL STRAT-P 72201P-16-7 PCLP X	8 83	12,240 310	108,081 94	132,687 91	2,484 78
Total Hard Assets			\$192,042.94	\$221,727 91	\$2,484.78



SUSAN COOK HOUSE ACCT R67816000
For the Period 11/1/14 to 11/30/14

Cash & Fixed Income Summary

Asset Categories	Beginning Market Value	Ending Market Value	Change In Value	Current Allocation
Cash	387,796 10	358,676 71	(29,119 39)	5%
US Fixed Income	1,424,898 49	1,426,030 75	1,132 26	22%
Total Value	\$1,812,694.59	\$1,784,707.46	(\$27,987.13)	27%

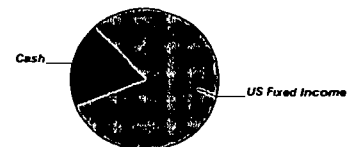
Market Value/Cost	Current Period Value
Market Value	1,784,707 46
Tax Cost	1,779,645 84
Unrealized Gain/Loss	5,061 62
Estimated Annual Income	34,623 38
Accrued Interest	1,072 82
Yield	1 94 %

SUMMARY BY MATURITY

Cash & Fixed Income	Market Value	% of Bond Portfolio
0-6 months ¹	1,784,707 46	100%

¹ The years indicate the number of years until the bond is scheduled to mature based on the statement end date. Some bonds may be called, or paid in full, before their stated maturity.

Asset Categories



Cash & Fixed Income as a percentage of your portfolio - 27 %

SUMMARY BY TYPE

Cash & Fixed Income	Market Value	% of Bond Portfolio
Cash	358,676 71	20%
Mutual Funds	1,426,030 75	80%
Total Value	\$1,784,707.46	100%

J.P.Morgan



SUSAN COOK HOUSE ACCT R67816000
For the Period 11/1/14 to 11/30/14

Note ¹ This is the Annual Percentage Yield (APY) which is the rate earned if balances remain on deposit for a full year with compounding, there is no change in the interest rate and all interest is left in the account

Cash & Fixed Income Detail

	Price	Quantity	Value	Adjusted Tax Cost Original Cost	Unrealized Gain/Loss	Est Annual Income Accrued Interest	Yield
Cash							
US DOLLAR PRINCIPAL	1 00	358,676 71	358,676 71	358,676 71		107 60	0 03 % ¹
US Fixed Income							
DODGE & COX INCOME FUND 256210-10-5	13 96	9,042 00	126,226 38	122,700 00	3,526 38	3,752 43	2 97 %
DOUBLELINE TOTAL RET BD-I 258620-10-3	11 01	11,863 99	130,622 47	134,850 54	(4,228 07)	6,430 27	4 92 %
JPM STRAT INC OPP FD - SEL FUND 3844 4812A4-35-1	11 77	10,964 13	129,047 75	124,402 48	4,645 27	2,138 00 76 75	1 66 %
JPM CORE BD FD - SEL FUND 3720 4812C0-38-1	11 79	19,492 97	229,822 14	225,800 00	4,022 14	5,906 37 448 34	2 57 %
JPM SHORT DURATION BD FD - SEL FUND 3133 4812C1-33-0	10 91	39,135 96	426,973 31	428,204 09	(1,230 78)	3,678 78 273 95	0 86 %
JPM UNCONSTRAINED DEBT FD - SELECT FUND 2130 48121A-29-0	10 21	12,572 97	128,370 06	128,272 00	98 06	3,457 56 150 88	2 69 %



SUSAN COOK HOUSE ACCT R67816000
For the Period 11/1/14 to 11/30/14

	Price	Quantity	Value	Adjusted Tax Cost Original Cost	Unrealized Gain/Loss	Est Annual Income Accrued Interest	Yield
US Fixed Income							
JPM INFLATION MGD BD FD - SEL FUND 2037 48121A-56-3	10 41	12,290 19	127,940 90	131,931 02	(3,990 12)	1,880 39 122 90	1 47 %
BLACKROCK HIGH YIELD BOND 091929-63-8	8 21	15,472 32	127,027 74	124,809 00	2,218 74	7,271 98	5 72 %
Total US Fixed Income			\$1,426,030.75	\$1,420,969 13	\$5,061.62	\$34,515 78 \$1,072 82	2.42 %



SUSAN COOK HOUSE ACCT R67816000
For the Period 11/1/14 to 11/30/14

Specialty Assets Summary

Asset Categories	Beginning Estimated Value	Ending Estimated Value	Change In Value	Current Allocation
Real Estate	24,000 00	24,000 00	0 00	1%

Specialty Assets Detail

	Interest Type	Percentage of Ownership	Estimated Value	Estimated Cost
Real Estate				
160 acres WOODS, MN 56201 AEG-LAND Bearer 926R00-05-7	SURFACE-REAL ESTATE	100 00%	24,000 00	1 00



SUSAN C HOUSE - EDUCATIONAL ACCT R67817008
For the Period 11/1/14 to 11/30/14

Account Summary

PRINCIPAL

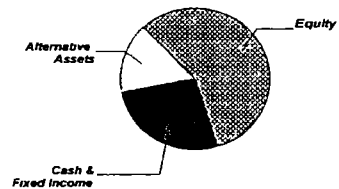
Asset Allocation	Beginning Market Value	Ending Market Value	Change In Value	Estimated Annual Income	Current Allocation
Equity	77,530.05	78,899.68	1,369.63	1,078.71	57%
Alternative Assets	22,131.64	22,055.36	(76.28)	279.56	16%
Cash & Fixed Income	38,696.94	38,838.91	141.97	766.48	27%
Market Value	\$138,358.63	\$139,793.95	\$1,435.32	\$2,124.75	100%

INCOME

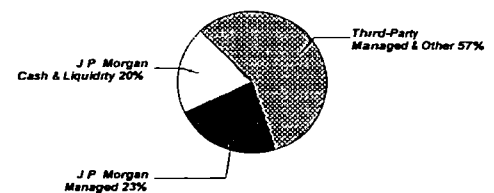
Cash Position	Beginning Market Value	Ending Market Value	Change In Value
Cash Balance	21,331.37	24,239.07	2,907.70
Accruals	29.69	21.42	(8.27)
Market Value	\$21,361.06	\$24,260.49	\$2,899.43

* J.P. Morgan Managed includes (to the extent permitted under applicable law) mutual funds, other registered funds and hedge funds managed by J.P. Morgan and structured products issued by J.P. Morgan. J.P. Morgan Cash & Liquidity Funds includes cash, J.P. Morgan deposit sweeps and J.P. Morgan money market mutual funds. Third-Party Managed & Other includes mutual funds, exchange traded funds, hedge funds, and separately managed accounts managed by parties other than J.P. Morgan, structured products and exchange traded notes issued by parties other than J.P. Morgan, and other investments not managed or issued by J.P. Morgan. See important information about investment principles and conflicts in the disclosures section.

Asset Allocation



Manager Allocation *



J.P. Morgan



SUSAN C HOUSE - EDUCATIONAL ACCT R67817008
For the Period 11/1/14 to 11/30/14

Account Summary CONTINUED

	PRINCIPAL	
	Current Period Value	Year-to-Date Value
Portfolio Activity		
Beginning Market Value	138,358.63	137,436.49
Additions		
Withdrawals & Fees		(2,928.79)
Net Additions/Withdrawals	\$0.00	(\$2,928.79)
Income	27.69	451.59
Change in Investment Value	1,407.63	4,834.66
Ending Market Value	\$139,793.95	\$139,793.95
Accruals	--	--
Market Value with Accruals	--	--

Tax Summary	Current Period Value	Year-to-Date Value
Domestic Dividends/Distributions	149.52	2,705.03
Interest Income	0.67	12.63
Taxable Income	\$150.19	\$2,717.66

	INCOME	
	Current Period Value	Year-to-Date Value
	21,331.37	23,987.29
	2,785.20	142,902.57
		(144,916.86)
	\$2,785.20	(\$2,014.29)
	122.50	2,266.07
	\$24,239.07	\$24,239.07
	21.42	21.42
	\$24,260.49	\$24,260.49

	Current Period Value	Year-to-Date Value
LT Capital Gain Distributions	97.03	880.56
ST Realized Gain/Loss		(152.04)
LT Realized Gain/Loss		934.34
Realized Gain/Loss	\$97.03	\$1,662.86

	To-Date Value
Unrealized Gain/Loss	\$16,355.10

J.P.Morgan



SUSAN C HOUSE - EDUCATIONAL ACCT R67817008
For the Period 11/1/14 to 11/30/14

Account Summary CONTINUED

Cost Summary		Cost
Equity		62,447 24
Cash & Fixed Income		38,823 36
Total		\$101,270 60



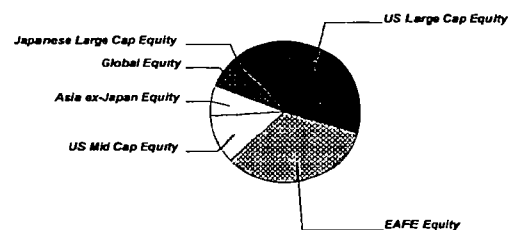
SUSAN C HOUSE - EDUCATIONAL ACCT R67817008
For the Period 11/1/14 to 11/30/14

Equity Summary

Asset Categories	Beginning Market Value	Ending Market Value	Change In Value	Current Allocation
US Large Cap Equity	32,286 47	33,157 12	870 65	24%
US Mid Cap Equity	8,179 72	8,328 15	148 43	6%
EAFE Equity	25,789 64	26,026 42	236 78	19%
Japanese Large Cap Equity	1,537 94	1,589 72	51 78	1%
Asia ex-Japan Equity	5,317 30	5,301 77	(15 53)	4%
Global Equity	4,418 98	4,496 50	77 52	3%
Total Value	\$77,530.05	\$78,899.68	\$1,369 63	57%

Market Value/Cost	Current Period Value
Market Value	78,899 68
Tax Cost	62,447 24
Unrealized Gain/Loss	16,452 44
Estimated Annual Income	1,078 71
Yield	1 36 %

Asset Categories



Equity as a percentage of your portfolio - 57 %

Equity Detail

	Price	Quantity	Value	Adjusted Tax Cost Original Cost	Unrealized Gain/Loss	Est Annual Inc Accrued Div	Yield
US Large Cap Equity							
HARTFORD CAPITAL APPREC-I 416649-30-9 ITHI X	50 88	88 831	4,519 72	3,293 07	1,226 65	20 87	0 46 %

J.P.Morgan



SUSAN C HOUSE - EDUCATIONAL ACCT R67817008
For the Period 11/1/14 to 11/30/14

	Pnce	Quantity	Value	Adjusted Tax Cost Original Cost	Unrealized Gain/Loss	Est Annual Inc Accrued Div	Yield
US Large Cap Equity							
JPM TAX AWARE EQ FD - INSTL FUND 1236 4812A1-65-4 JPDEX	29 86	229 646	6,857 23	4,413 26	2,443 97	67 74	0 99 %
NEUBERGER BER MU/C OPP-INS 64122Q-30-9 NMUL X	16 45	454 916	7,483 37	5,413 71	2,069 66	49 13	0 66 %
SPDR S&P 500 ETF TRUST 78462F-10-3 SPY	207 20	69 000	14,296 80	11,032 33	3,264 47	253 98	1 78 %
Total US Large Cap Equity			\$33,157 12	\$24,152.37	\$9,004 75	\$391 72	1 18 %
US Mid Cap Equity							
ISHARES CORE S&P MID-CAP ETF 464287-50-7 IJH	144 26	21 000	3,029 46	2,369 14	660 32	36 91	1 22 %
JPM MID CAP EQ FD - SEL FUND 689 4812A1-26-6 VSNG X	46 69	56 413	2,633 92	1,961 07	672 85	5 75	0 22 %
JPM MKT EXP ENH INDEX FD - SEL FUND 3708 4812C1-63-7 PGMIX	14 07	189 394	2,664 77	1,992 42	672 35	22 72	0 85 %
Total US Mid Cap Equity			\$8,328 15	\$6,322.63	\$2,005 52	\$65 38	0.79 %
EAFE Equity							
ARTISAN INTL VALUE FUND-INV 04314H-88-1 ARTKX	34 88	68 785	2,399 22	1,895 02	504 20	37 62	1 57 %



SUSAN C HOUSE - EDUCATIONAL ACCT R67817008
For the Period 11/1/14 to 11/30/14

	Price	Quantity	Value	Adjusted Tax Cost Original Cost	Unrealized Gain/Loss	Est Annual Inc Accrued Div	Yield
EAFE Equity							
CAPITAL PRIVATE CLIENT SVCS CAP NON US EQT 14042Y-60-1 CNUS X	11 91	649 727	7,738 25	6,876 71	861 54	58 47	0 76 %
ISHARES MSCI EAFE INDEX FUND 464287-46-5 EFA	63 99	134 000	8,574 66	8,194 64	380 02	298 55	3 48 %
MFS INTL VALUE-I 55273E-82-2 MINI X	36 53	200 227	7,314 29	5,409 46	1,904 83	132 35	1 81 %
Total EAFE Equity			\$26,026 42	\$22,375.83	\$3,650 59	\$526 99	2 03 %
Japanese Large Cap Equity							
BROWN ADV JAPAN ALPHA OPP-IS 115233-57-9 BAFJ X	11 36	139 940	1,589 72	1,398 00	191 72		
Asia ex-Japan Equity							
COLUMBIA ASIA PAX X-JPN-R5 19763P-57-2 TAPR X	14 57	192 016	2,797 67	2,510 63	287 04	33 60	1 20 %
MATTHEWS PACIFIC TIGER FD-IS 577130-83-4 MIPT X	28 65	87 403	2,504 10	1,909 75	594 35	17 56	0 70 %
Total Asia ex-Japan Equity			\$5,301 77	\$4,420.38	\$881 39	\$51.16	0 96 %



SUSAN C HOUSE - EDUCATIONAL ACCT R67817008
For the Period 11/1/14 to 11/30/14

	Price	Quantity	Value	<div>Adjusted Tax Cost Original Cost</div>	Unrealized Gain/Loss	<div>Est Annual Inc Accrued Div</div>	Yield
Global Equity							
JPM GLBL RES ENH INDEX FD - SEL FUND 3457 46637K-51-3 JEIT X	19 14	234 927	4,496 50	3,778 03	718 47	43 46	0 97 %

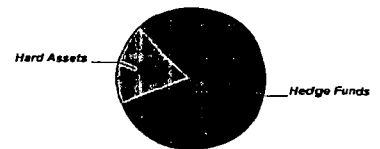


SUSAN C HOUSE - EDUCATIONAL ACCT R67817008
For the Period 11/1/14 to 11/30/14

Alternative Assets Summary

Asset Categories	Beginning Estimated Value	Ending Estimated Value	Change In Value	Current Allocation
Hedge Funds	18,287.76	18,541.75	253.99	13%
Hard Assets	3,843.88	3,513.61	(330.27)	3%
Total Value	\$22,131.64	\$22,055.36	(\$76.28)	16%

Asset Categories



Alternative Assets Detail

Alternative Assets as a percentage of your portfolio - 16 %

	Price	Quantity	Estimated Value	Cost
Hedge Funds				
EQUINOX FDS TR EQNX CB STGY I 29446A-81-9 EBSI X	11.88	180.325	2,142.26	1,888.00
GATEWAY FUND-Y 367829-88-4 GTEY X	29.65	136.397	4,044.17	3,791.59

J.P.Morgan



SUSAN C HOUSE - EDUCATIONAL ACCT R67817008
For the Period 11/1/14 to 11/30/14

	Price	Quantity	Estimated Value	Cost
Hedge Funds				
GOTHAM ABSOLUTE RETURN FUND 360873-13-7 GARI X	14 29	201 986	2,886 38	2,700 00
INV BALANCED-RISK ALLOC-Y 00141V-69-7 ABRY X	12 63	164 687	2,080 00	2,005 10
PIMCO UNCONSTRAINED BOND-P 72201M-45-3 PUCP X	11 29	288 205	3,253 83	3,296 35
PRUDENTIAL INVT PORTFOLIOS 9 PRU ABRTN FD Z 74441J-82-9 PADZ X	9 79	287 714	2,816 72	2,857 00
THE ARBITRAGE FUND-I 03875R-20-5 ARBN X	12 96	101 728	1,318 39	1,327 51
Total Hedge Funds			\$18,541.75	\$17,865.55

	Price	Quantity	Estimated Value	Cost	Est Annual Income Accrued Income
Hard Assets					
PIMCO COMMODITYPL STRAT-P 72201P-16-7 PCLP X	8 83	397 917	3,513 61	4,302 70	80 77



SUSAN C HOUSE - EDUCATIONAL ACCT R67817008
For the Period 11/1/14 to 11/30/14

Cash & Fixed Income Summary

Asset Categories	Beginning Market Value	Ending Market Value	Change In Value	Current Allocation
Cash	8,917.14	9,041.86	124.72	6%
US Fixed Income	29,779.80	29,797.05	17.25	21%
Total Value	\$38,696.94	\$38,838.91	\$141.97	27%

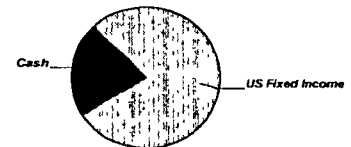
Market Value/Cost	Current Period Value
Market Value	38,838.91
Tax Cost	38,823.36
Unrealized Gain/Loss	15.55
Estimated Annual Income	766.48
Accrued Interest	21.42
Yield	1.97%

SUMMARY BY MATURITY

Cash & Fixed Income	Market Value	% of Bond Portfolio
0-6 months ¹	38,838.91	100%

¹ The years indicate the number of years until the bond is scheduled to mature based on the statement end date. Some bonds may be called, or paid in full, before their stated maturity.

Asset Categories



Cash & Fixed Income as a percentage of your portfolio - 27 %

SUMMARY BY TYPE

Cash & Fixed Income	Market Value	% of Bond Portfolio
Cash	9,041.86	23%
Mutual Funds	29,797.05	77%
Total Value	\$38,838.91	100%

J.P.Morgan



SUSAN C HOUSE - EDUCATIONAL ACCT R67817008
For the Period 11/1/14 to 11/30/14

Note * This is the Annual Percentage Yield (APY) which is the rate earned if balances remain on deposit for a full year with compounding, there is no change in the interest rate and all interest is left in the account

Cash & Fixed Income Detail

	Price	Quantity	Value	Adjusted Tax Cost Original Cost	Unrealized Gain/Loss	Est Annual Income Accrued Interest	Yield
Cash							
US DOLLAR PRINCIPAL	1 00	9,041 86	9,041 86	9,041 86		2 71	0 03 % *
US Fixed Income							
DOUBLELINE TOTAL RET BD-I 258620-10-3	11 01	497 97	5,482 65	5,574 17	(91 52)	269 89	4 92 %
JPM STRAT INC OPP FD - SEL FUND 3844 4812A4-35-1	11 77	239 55	2,819 54	2,795 48	24 06	46 71 1 68	1 66 %
JPM CORE BD FD - SEL FUND 3720 4812C0-38-1	11 79	348 71	4,111 28	4,052 00	59 28	105 65 8 02	2 57 %
JPM SHORT DURATION BD FD - SEL FUND 3133 4812C1-33-0	10 91	866 87	9,457 55	9,488 92	(31 37)	81 48 6 07	0 86 %
JPM UNCONSTRAINED DEBT FD - SELECT FUND 2130 48121A-29-0	10 21	254 00	2,593 36	2,571 18	22 18	69 85 3 05	2 69 %
JPM INFLATION MGD BD FD - SEL FUND 2037 48121A-56-3	10 41	259 82	2,704 71	2,782 88	(78 17)	39 75 2 60	1 47 %



SUSAN C HOUSE - EDUCATIONAL ACCT R67817008
For the Period 11/1/14 to 11/30/14

	Price	Quantity	Value	Adjusted Tax Cost Original Cost	Unrealized Gain/Loss	Est Annual Income Accrued Interest	Yield
US Fixed Income							
BLACKROCK HIGH YIELD BOND 091929-63-8	8 21	320 09	2,627 96	2,516 87	111 09	150 44	5 72 %
Total US Fixed Income			\$29,797 05	\$29,781.50	\$15 55	\$763.77 \$21 42	2.56 %