



See a Social Security Number? Say Something!
Report Privacy Problems to <https://public.resource.org/privacy>
Or call the IRS Identity Theft Hotline at 1-800-908-4490



Form

990-PF

Department of the Treasury
Internal Revenue Service

Return of Private Foundation

or Section 4947(a)(1) Trust Treated as Private Foundation

Do not enter Social Security numbers on this form as it may be made public. By law, the IRS cannot redact the information on the form.

Information about Form 990-PF and its instructions is at www.irs.gov/form990pf.

OMB No 1545-0052

2013

Open to Public Inspection

For calendar year 2013, or tax year beginning 12-01-2013 , and ending 11-30-2014

| | | | |
|--|--|--|--|
| Name of foundation Stamps Family Charitable Foundation Inc c/o Summit Partners | | A Employer identification number 04-2943910 | |
| Number and street (or P O box number if mail is not delivered to street address) 222 Berkeley Street 18th Floor | | B Telephone number (see instructions) (617) 824-1000 | |
| City or town, state or province, country, and ZIP or foreign postal code Boston, MA 02116 | | C If exemption application is pending, check here <input type="checkbox"/> | |
| G Check all that apply <div><input type="checkbox"/> Initial return <input type="checkbox"/> Final return <input type="checkbox"/> Address change</div> <div><input type="checkbox"/> Initial return of a former public charity <input type="checkbox"/> Amended return <input type="checkbox"/> Name change</div> | | D 1. Foreign organizations, check here <input type="checkbox"/> 2. Foreign organizations meeting the 85% test, check here and attach computation <input type="checkbox"/> | |
| H Check type of organization <input checked="" type="checkbox"/> Section 501(c)(3) exempt private foundation <input type="checkbox"/> Section 4947(a)(1) nonexempt charitable trust <input type="checkbox"/> Other taxable private foundation | | E If private foundation status was terminated under section 507(b)(1)(A), check here <input type="checkbox"/> | |
| I Fair market value of all assets at end of year (from Part II, col. (c), line 16) <input checked="" type="checkbox"/> \$ 86,246,181 | | F If the foundation is in a 60-month termination under section 507(b)(1)(B), check here <input type="checkbox"/> | |
| J Accounting method <input checked="" type="checkbox"/> Cash <input type="checkbox"/> Accrual <input type="checkbox"/> Other (specify) _____ (Part I, column (d) must be on cash basis.) | | | |

| Part I Analysis of Revenue and Expenses (The total of amounts in columns (b), (c), and (d) may not necessarily equal the amounts in column (a) (see instructions)) | | (a) Revenue and expenses per books | (b) Net investment income | (c) Adjusted net income | (d) Disbursements for charitable purposes (cash basis only) |
|---|---|------------------------------------|---------------------------|-------------------------|---|
| Revenue | 1 Contributions, gifts, grants, etc , received (attach schedule) | 3,700,945 | | | |
| | 2 Check <input type="checkbox"/> if the foundation is not required to attach Sch B | | | | |
| | 3 Interest on savings and temporary cash investments | 328,116 | 321,420 | | |
| | 4 Dividends and interest from securities. | 213,679 | 213,679 | | |
| | 5a Gross rents | | | | |
| | b Net rental income or (loss) _____ | | | | |
| | 6a Net gain or (loss) from sale of assets not on line 10 | 1,096,576 | | | |
| | b Gross sales price for all assets on line 6a 5,866,526 | | | | |
| | 7 Capital gain net income (from Part IV, line 2) . . . | | 1,096,576 | | |
| | 8 Net short-term capital gain | | | | |
| | 9 Income modifications | | | | |
| | 10a Gross sales less returns and allowances | | | | |
| | b Less Cost of goods sold | | | | |
| | c Gross profit or (loss) (attach schedule) | | | | |
| | 11 Other income (attach schedule) | 81,398 | 16,395 | | |
| | 12 Total. Add lines 1 through 11 | 5,420,714 | 1,648,070 | | |
| Operating and Administrative Expenses | 13 Compensation of officers, directors, trustees, etc | 0 | 0 | | 0 |
| | 14 Other employee salaries and wages | | | | |
| | 15 Pension plans, employee benefits | | | | |
| | 16a Legal fees (attach schedule) | | | | |
| | b Accounting fees (attach schedule) | | | | |
| | c Other professional fees (attach schedule) | 192,604 | 192,148 | | 0 |
| | 17 Interest | | | | |
| | 18 Taxes (attach schedule) (see instructions) | 86,929 | 11,416 | | 0 |
| | 19 Depreciation (attach schedule) and depletion . . . | | | | |
| | 20 Occupancy | | | | |
| | 21 Travel, conferences, and meetings | 12,896 | 12,896 | | 0 |
| | 22 Printing and publications | | | | |
| | 23 Other expenses (attach schedule) | 2,069 | 2,069 | | 0 |
| | 24 Total operating and administrative expenses. Add lines 13 through 23 | 294,498 | 218,529 | | 0 |
| | 25 Contributions, gifts, grants paid | 4,620,856 | | | 4,620,856 |
| | 26 Total expenses and disbursements. Add lines 24 and 25 | 4,915,354 | 218,529 | | 4,620,856 |
| | 27 Subtract line 26 from line 12 | | | | |
| | a Excess of revenue over expenses and disbursements | 505,360 | | | |
| | b Net investment income (if negative, enter -0-) | | 1,429,541 | | |
| | c Adjusted net income (if negative, enter -0-) | | | | |

| Part II Balance Sheets | | Attached schedules and amounts in the description column should be for end-of-year amounts only (See instructions) | Beginning of year | End of year | |
|-----------------------------|---|---|-------------------|----------------|-----------------------|
| | | | (a) Book Value | (b) Book Value | (c) Fair Market Value |
| Assets | 1 | Cash—non-interest-bearing | 531,019 | 272,593 | 272,593 |
| | 2 | Savings and temporary cash investments | | | |
| | 3 | Accounts receivable ▶ _____ Less allowance for doubtful accounts ▶ _____ | | | |
| | 4 | Pledges receivable ▶ _____ Less allowance for doubtful accounts ▶ _____ | | | |
| | 5 | Grants receivable | | | |
| | 6 | Receivables due from officers, directors, trustees, and other disqualified persons (attach schedule) (see instructions) | | | |
| | 7 | Other notes and loans receivable (attach schedule) ▶ _____ Less allowance for doubtful accounts ▶ _____ | | | |
| | 8 | Inventories for sale or use | | | |
| | 9 | Prepaid expenses and deferred charges | | | |
| | 10a | Investments—U S and state government obligations (attach schedule) | | | |
| | b | Investments—corporate stock (attach schedule) | 13,041,649 | 12,665,206 | 14,500,977 |
| | c | Investments—corporate bonds (attach schedule). | 8,789,930 | 9,504,275 | 9,460,061 |
| | 11 | Investments—land, buildings, and equipment basis ▶ _____ Less accumulated depreciation (attach schedule) ▶ _____ | | | |
| | 12 | Investments—mortgage loans | | | |
| | 13 | Investments—other (attach schedule) | 37,438,746 | 37,691,169 | 62,012,550 |
| | 14 | Land, buildings, and equipment basis ▶ _____ Less accumulated depreciation (attach schedule) ▶ _____ | | | |
| 15 | Other assets (describe ▶ _____) | | | | |
| 16 | Total assets (to be completed by all filers—see the instructions Also, see page 1, item I) | 59,801,344 | 60,133,243 | 86,246,181 | |
| Liabilities | 17 | Accounts payable and accrued expenses | 190,634 | 17,173 | |
| | 18 | Grants payable | | | |
| | 19 | Deferred revenue | | | |
| | 20 | Loans from officers, directors, trustees, and other disqualified persons | | | |
| | 21 | Mortgages and other notes payable (attach schedule) | | | |
| | 22 | Other liabilities (describe ▶ _____) | | | |
| | 23 | Total liabilities (add lines 17 through 22) | 190,634 | 17,173 | |
| Net Assets or Fund Balances | Foundations that follow SFAS 117, check here ▶ <input type="checkbox"/> and complete lines 24 through 26 and lines 30 and 31. | | | | |
| | 24 | Unrestricted | | | |
| | 25 | Temporarily restricted | | | |
| | 26 | Permanently restricted | | | |
| | Foundations that do not follow SFAS 117, check here ▶ <input checked="" type="checkbox"/> and complete lines 27 through 31. | | | | |
| | 27 | Capital stock, trust principal, or current funds | 0 | 0 | |
| | 28 | Paid-in or capital surplus, or land, bldg , and equipment fund | 0 | 0 | |
| | 29 | Retained earnings, accumulated income, endowment, or other funds | 59,610,710 | 60,116,070 | |
| | 30 | Total net assets or fund balances (see page 17 of the instructions) | 59,610,710 | 60,116,070 | |
| 31 | Total liabilities and net assets/fund balances (see page 17 of the instructions) | 59,801,344 | 60,133,243 | | |

| Part III Analysis of Changes in Net Assets or Fund Balances | | |
|---|--|--------------|
| 1 | Total net assets or fund balances at beginning of year—Part II, column (a), line 30 (must agree with end-of-year figure reported on prior year’s return) | 1 59,610,710 |
| 2 | Enter amount from Part I, line 27a | 2 505,360 |
| 3 | Other increases not included in line 2 (itemize) ▶ _____ | 3 0 |
| 4 | Add lines 1, 2, and 3 | 4 60,116,070 |
| 5 | Decreases not included in line 2 (itemize) ▶ _____ | 5 0 |
| 6 | Total net assets or fund balances at end of year (line 4 minus line 5)—Part II, column (b), line 30 | 6 60,116,070 |

Part IV Capital Gains and Losses for Tax on Investment Income

| | | | | |
|---|---------------------------|--|--------------------------------------|----------------------------------|
| (a) List and describe the kind(s) of property sold (e g , real estate, 2-story brick warehouse, or common stock, 200 shs MLC Co) | | (b) How acquired P—Purchase D—Donation | (c) Date acquired (mo , day, yr) | (d) Date sold (mo , day, yr) |
| 1a | See Additional Data Table | | | |
| b | | | | |
| c | | | | |
| d | | | | |
| e | | | | |

| | | | |
|-----------------------------|--|---|--|
| (e) Gross sales price | (f) Depreciation allowed (or allowable) | (g) Cost or other basis plus expense of sale | (h) Gain or (loss) (e) plus (f) minus (g) |
| a See Additional Data Table | | | |
| b | | | |
| c | | | |
| d | | | |
| e | | | |

| | | | |
|---|--------------------------------------|---|--|
| Complete only for assets showing gain in column (h) and owned by the foundation on 12/31/69 | | | (I) Gains (Col (h) gain minus col (k), but not less than -0-) or Losses (from col (h)) |
| (i) F M V as of 12/31/69 | (j) Adjusted basis as of 12/31/69 | (k) Excess of col (i) over col (j), if any | |
| a See Additional Data Table | | | |
| b | | | |
| c | | | |
| d | | | |
| e | | | |

| | | | | |
|---|--|---|---|-----------|
| 2 | Capital gain net income or (net capital loss) | { If gain, also enter in Part I, line 7 If (loss), enter -0- in Part I, line 7 } | 2 | 1,096,576 |
| 3 | Net short-term capital gain or (loss) as defined in sections 1222(5) and (6) If gain, also enter in Part I, line 8, column (c) (see instructions) If (loss), enter -0- in Part I, line 8 | | 3 | |

Part V Qualification Under Section 4940(e) for Reduced Tax on Net Investment Income

(For optional use by domestic private foundations subject to the section 4940(a) tax on net investment income)

If section 4940(d)(2) applies, leave this part blank

Was the foundation liable for the section 4942 tax on the distributable amount of any year in the base period? ☐ Yes ☒ No

If "Yes," the foundation does not qualify under section 4940(e) Do not complete this part

1 Enter the appropriate amount in each column for each year, see page 18 of the instructions before making any entries

| | | | |
|--|--|--|---|
| (a) Base period years Calendar year (or tax year beginning in) | (b) Adjusted qualifying distributions | (c) Net value of noncharitable-use assets | (d) Distribution ratio (col (b) divided by col (c)) |
| 2012 | 4,452,982 | 83,492,288 | 0 053334 |
| 2011 | 4,665,661 | 80,611,287 | 0 057879 |
| 2010 | 4,697,166 | 81,463,760 | 0 057660 |
| 2009 | 4,339,109 | 78,170,017 | 0 055509 |
| 2008 | 2,628,988 | 73,915,649 | 0 035567 |

| | | | |
|---|--|---|------------|
| 2 | Total of line 1, column (d). | 2 | 0 259949 |
| 3 | Average distribution ratio for the 5-year base period—divide the total on line 2 by 5, or by the number of years the foundation has been in existence if less than 5 years | 3 | 0 051990 |
| 4 | Enter the net value of noncharitable-use assets for 2013 from Part X, line 5. | 4 | 86,526,802 |
| 5 | Multiply line 4 by line 3. | 5 | 4,498,528 |
| 6 | Enter 1% of net investment income (1% of Part I, line 27b). | 6 | 14,295 |
| 7 | Add lines 5 and 6. | 7 | 4,512,823 |
| 8 | Enter qualifying distributions from Part XII, line 4. If line 8 is equal to or greater than line 7, check the box in Part VI, line 1b, and complete that part using a 1% tax rate See the Part VI instructions | 8 | 4,620,856 |

Part VI

Excise Tax Based on Investment Income (Section 4940(a), 4940(b), 4940(e), or 4948—see page 18 of the instructions)

| | | | |
|----|--|----|--------|
| 1a | Exempt operating foundations described in section 4940(d)(2), check here <input type="checkbox"/> and enter "N/A" on line 1 | | |
| | Date of ruling or determination letter _____ (attach copy of letter if necessary—see instructions) | | |
| b | Domestic foundations that meet the section 4940(e) requirements in Part V, check here <input checked="" type="checkbox"/> and enter 1% of Part I, line 27b | 1 | 14,295 |
| c | All other domestic foundations enter 2% of line 27b. Exempt foreign organizations enter 4% of Part I, line 12, col. (b) | | |
| 2 | Tax under section 511 (domestic section 4947(a)(1) trusts and taxable foundations only. Others enter -0-) | 2 | 0 |
| 3 | Add lines 1 and 2. | 3 | 14,295 |
| 4 | Subtitle A (income) tax (domestic section 4947(a)(1) trusts and taxable foundations only. Others enter -0-) | 4 | 0 |
| 5 | Tax based on investment income. Subtract line 4 from line 3. If zero or less, enter -0- | 5 | 14,295 |
| 6 | Credits/Payments | | |
| a | 2013 estimated tax payments and 2012 overpayment credited to 2013 | 6a | 80,000 |
| b | Exempt foreign organizations—tax withheld at source | 6b | |
| c | Tax paid with application for extension of time to file (Form 8868) | 6c | |
| d | Backup withholding erroneously withheld | 6d | |
| 7 | Total credits and payments. Add lines 6a through 6d. | 7 | 80,000 |
| 8 | Enter any penalty for underpayment of estimated tax. Check here <input checked="" type="checkbox"/> if Form 2220 is attached | 8 | 148 |
| 9 | Tax due. If the total of lines 5 and 8 is more than line 7, enter amount owed <input type="checkbox"/> | 9 | |
| 10 | Overpayment. If line 7 is more than the total of lines 5 and 8, enter the amount overpaid . . . <input type="checkbox"/> | 10 | 65,557 |
| 11 | Enter the amount of line 10 to be Credited to 2014 estimated tax <input type="checkbox"/> 65,557 Refunded <input type="checkbox"/> | 11 | 0 |

Part VII-A

Statements Regarding Activities

| | | | | |
|----|--|----|-----|----|
| 1a | During the tax year, did the foundation attempt to influence any national, state, or local legislation or did it participate or intervene in any political campaign? | 1a | Yes | No |
| b | Did it spend more than \$100 during the year (either directly or indirectly) for political purposes (see page 19 of the instructions for definition)? | 1b | | No |
| | <i>If the answer is "Yes" to 1a or 1b, attach a detailed description of the activities and copies of any materials published or distributed by the foundation in connection with the activities.</i> | | | |
| c | Did the foundation file Form 1120-POL for this year? | 1c | | No |
| d | Enter the amount (if any) of tax on political expenditures (section 4955) imposed during the year: (1) On the foundation <input type="checkbox"/> \$ _____ 0. (2) On foundation managers <input type="checkbox"/> \$ _____ 0 | | | |
| e | Enter the reimbursement (if any) paid by the foundation during the year for political expenditure tax imposed on foundation managers <input type="checkbox"/> \$ _____ 0 | | | |
| 2 | Has the foundation engaged in any activities that have not previously been reported to the IRS? | 2 | | No |
| | <i>If "Yes," attach a detailed description of the activities.</i> | | | |
| 3 | Has the foundation made any changes, not previously reported to the IRS, in its governing instrument, articles of incorporation, or bylaws, or other similar instruments? <i>If "Yes," attach a conformed copy of the changes</i> | 3 | | No |
| 4a | Did the foundation have unrelated business gross income of \$1,000 or more during the year? | 4a | | No |
| b | If "Yes," has it filed a tax return on Form 990-T for this year? | 4b | | |
| 5 | Was there a liquidation, termination, dissolution, or substantial contraction during the year? | 5 | | No |
| | <i>If "Yes," attach the statement required by General Instruction T.</i> | | | |
| 6 | Are the requirements of section 508(e) (relating to sections 4941 through 4945) satisfied either: • By language in the governing instrument, or • By state legislation that effectively amends the governing instrument so that no mandatory directions that conflict with the state law remain in the governing instrument? | 6 | | No |
| 7 | Did the foundation have at least \$5,000 in assets at any time during the year? <i>If "Yes," complete Part II, col. (c), and Part XV.</i> | 7 | Yes | |
| 8a | Enter the states to which the foundation reports or with which it is registered (see instructions): <input type="checkbox"/> MA _____ | | | |
| b | If the answer is "Yes" to line 7, has the foundation furnished a copy of Form 990-PF to the Attorney General (or designate) of each state as required by General Instruction G? <i>If "No," attach explanation.</i> | 8b | Yes | |
| 9 | Is the foundation claiming status as a private operating foundation within the meaning of section 4942(j)(3) or 4942(j)(5) for calendar year 2013 or the taxable year beginning in 2013 (see instructions for Part XIV)? <i>If "Yes," complete Part XIV</i> | 9 | | No |
| 10 | Did any persons become substantial contributors during the tax year? <i>If "Yes," attach a schedule listing their names and addresses.</i> | 10 | Yes | |

Part VII-A

Statements Regarding Activities *(continued)*

| | | | | |
|---------------------|---|----|-----|----|
| 11 | At any time during the year, did the foundation, directly or indirectly, own a controlled entity within the meaning of section 512(b)(13)? If "Yes," attach schedule (see instructions). | 11 | | No |
| 12 | Did the foundation make a distribution to a donor advised fund over which the foundation or a disqualified person had advisory privileges? If "Yes," attach statement (see instructions) | 12 | | No |
| 13 | Did the foundation comply with the public inspection requirements for its annual returns and exemption application? | 13 | Yes | |
| Website address N/A | | | | |
| 14 | The books are in care of Mr David H Hopfenberg Telephone no (617) 824-1000 Located at 222 Berkeley Street 18th Floor Boston MA ZIP +4 02116 | | | |
| 15 | Section 4947(a)(1) nonexempt charitable trusts filing Form 990-PF in lieu of Form 1041 —Check here and enter the amount of tax-exempt interest received or accrued during the year. | | | |
| | | 15 | | |
| 16 | At any time during calendar year 2013, did the foundation have an interest in or a signature or other authority over a bank, securities, or other financial account in a foreign country? | 16 | Yes | No |
| | See instructions for exceptions and filing requirements for Form TD F 90-22.1 If "Yes", enter the name of the foreign country | | | |

Part VII-B

Statements Regarding Activities for Which Form 4720 May Be Required

| | | | | |
|---|--|----|-----|----|
| File Form 4720 if any item is checked in the "Yes" column, unless an exception applies. | | | Yes | No |
| 1a | During the year did the foundation (either directly or indirectly) | | | |
| | (1) Engage in the sale or exchange, or leasing of property with a disqualified person? | | | |
| | (2) Borrow money from, lend money to, or otherwise extend credit to (or accept it from) a disqualified person? | | | |
| | (3) Furnish goods, services, or facilities to (or accept them from) a disqualified person? | | | |
| | (4) Pay compensation to, or pay or reimburse the expenses of, a disqualified person? | | | |
| | (5) Transfer any income or assets to a disqualified person (or make any of either available for the benefit or use of a disqualified person)? | | | |
| | (6) Agree to pay money or property to a government official? (Exception. Check "No" if the foundation agreed to make a grant to or to employ the official for a period after termination of government service, if terminating within 90 days). | | | |
| b | If any answer is "Yes" to 1a(1)–(6), did any of the acts fail to qualify under the exceptions described in Regulations section 53.4941(d)-3 or in a current notice regarding disaster assistance (see page 20 of the instructions)? | 1b | | |
| c | Did the foundation engage in a prior year in any of the acts described in 1a, other than excepted acts, that were not corrected before the first day of the tax year beginning in 2013? | 1c | | No |
| 2 | Taxes on failure to distribute income (section 4942) (does not apply for years the foundation was a private operating foundation defined in section 4942(j)(3) or 4942(j)(5)) | | | |
| a | At the end of tax year 2013, did the foundation have any undistributed income (lines 6d and 6e, Part XIII) for tax year(s) beginning before 2013? | | | |
| b | Are there any years listed in 2a for which the foundation is not applying the provisions of section 4942(a)(2) (relating to incorrect valuation of assets) to the year's undistributed income? (If applying section 4942(a)(2) to all years listed, answer "No" and attach statement—see instructions). | 2b | | |
| c | If the provisions of section 4942(a)(2) are being applied to any of the years listed in 2a, list the years here | | | |
| 3a | Did the foundation hold more than a 2% direct or indirect interest in any business enterprise at any time during the year? | | | |
| b | If "Yes," did it have excess business holdings in 2013 as a result of (1) any purchase by the foundation or disqualified persons after May 26, 1969, (2) the lapse of the 5-year period (or longer period approved by the Commissioner under section 4943(c)(7)) to dispose of holdings acquired by gift or bequest, or (3) the lapse of the 10-, 15-, or 20-year first phase holding period? (Use Schedule C, Form 4720, to determine if the foundation had excess business holdings in 2013.). | 3b | | |
| 4a | Did the foundation invest during the year any amount in a manner that would jeopardize its charitable purposes? | 4a | | No |
| b | Did the foundation make any investment in a prior year (but after December 31, 1969) that could jeopardize its charitable purpose that had not been removed from jeopardy before the first day of the tax year beginning in 2013? | 4b | | No |

Part VII-B

Statements Regarding Activities for Which Form 4720 May Be Required (continued)

| | | | | |
|--|--|------------------------------|--|---|
| 5a During the year did the foundation pay or incur any amount to | | | | |
| (1) Carry on propaganda, or otherwise attempt to influence legislation (section 4945(e))? | | <input type="checkbox"/> Yes | <input checked="" type="checkbox"/> No | |
| (2) Influence the outcome of any specific public election (see section 4955), or to carry on, directly or indirectly, any voter registration drive? | | <input type="checkbox"/> Yes | <input checked="" type="checkbox"/> No | |
| (3) Provide a grant to an individual for travel, study, or other similar purposes? | | <input type="checkbox"/> Yes | <input checked="" type="checkbox"/> No | |
| (4) Provide a grant to an organization other than a charitable, etc , organization described in section 509(a)(1), (2), or (3), or section 4940(d)(2)? (see instructions). | | <input type="checkbox"/> Yes | <input checked="" type="checkbox"/> No | |
| (5) Provide for any purpose other than religious, charitable, scientific, literary, or educational purposes, or for the prevention of cruelty to children or animals? | | <input type="checkbox"/> Yes | <input checked="" type="checkbox"/> No | |
| b If any answer is "Yes" to 5a(1)–(5), did any of the transactions fail to qualify under the exceptions described in Regulations section 53.4945 or in a current notice regarding disaster assistance (see instructions)? | | 5b | | |
| Organizations relying on a current notice regarding disaster assistance check here. | | | | <input type="checkbox"/> |
| c If the answer is "Yes" to question 5a(4), does the foundation claim exemption from the tax because it maintained expenditure responsibility for the grant? | | | | <input type="checkbox"/> Yes <input type="checkbox"/> No |
| If "Yes," attach the statement required by Regulations section 53.4945–5(d). | | | | |
| 6a Did the foundation, during the year, receive any funds, directly or indirectly, to pay premiums on a personal benefit contract? | | | | <input type="checkbox"/> Yes <input checked="" type="checkbox"/> No |
| b Did the foundation, during the year, pay premiums, directly or indirectly, on a personal benefit contract? | | 6b | | No |
| If "Yes" to 6b, file Form 8870. | | | | |
| 7a At any time during the tax year, was the foundation a party to a prohibited tax shelter transaction? | | | | <input type="checkbox"/> Yes <input checked="" type="checkbox"/> No |
| b If yes, did the foundation receive any proceeds or have any net income attributable to the transaction? | | 7b | | |

Part VIII

Information About Officers, Directors, Trustees, Foundation Managers, Highly Paid Employees, and Contractors

| | | | | |
|--|---|---|---|---------------------------------------|
| 1 List all officers, directors, trustees, foundation managers and their compensation (see instructions). | | | | |
| (a) Name and address | (b) Title, and average hours per week devoted to position | (c) Compensation (If not paid, enter -0-) | (d) Contributions to employee benefit plans and deferred compensation | (e) Expense account, other allowances |
| Penelope Stamps | President | 0 | 0 | 0 |
| Seven Osprey Lane Key Largo, FL 33037 | 0 00 | | | |
| E Roe Stamps IV | Treasurer | 0 | 0 | 0 |
| Seven Osprey Lane Key Largo, FL 33037 | 0 00 | | | |
| David H Hopfenberg | Clerk | 0 | 0 | 0 |
| 222 Berkeley Street 18th Floor Boston, MA 02116 | 0 00 | | | |
| Elizabeth Anne Stamps | Vice-President | 0 | 0 | 0 |
| 3725 Leafy Way Coconut Grove, FL 33133 | 0 00 | | | |
| 2 Compensation of five highest-paid employees (other than those included on line 1—see instructions). If none, enter "NONE." | | | | |
| (a) Name and address of each employee paid more than \$50,000 | (b) Title, and average hours per week devoted to position | (c) Compensation | (d) Contributions to employee benefit plans and deferred compensation | (e) Expense account, other allowances |
| NONE | | | | |
| | | | | |
| | | | | |
| | | | | |
| | | | | |
| | | | | |
| | | | | |
| | | | | |
| Total number of other employees paid over \$50,000. | | | | 0 |

Part VIII

Information About Officers, Directors, Trustees, Foundation Managers, Highly Paid Employees, and Contractors (continued)

| 3 Five highest-paid independent contractors for professional services (see instructions). If none, enter "NONE". | | |
|--|---------------------|------------------|
| (a) Name and address of each person paid more than \$50,000 | (b) Type of service | (c) Compensation |
| Randy McDow PO Box 98374 Atlanta, GA 30359 | Consulting Services | 120,480 |
| | | |
| | | |
| | | |
| | | |
| | | |
| | | |
| | | |
| | | |
| Total number of others receiving over \$50,000 for professional services. | | 0 |

Part IX-A

Summary of Direct Charitable Activities

| List the foundation's four largest direct charitable activities during the tax year. Include relevant statistical information such as the number of organizations and other beneficiaries served, conferences convened, research papers produced, etc | Expenses |
|---|----------|
| 1 | |
| 2 | |
| 3 | |
| 4 | |

Part IX-B

Summary of Program-Related Investments (see instructions)

| Describe the two largest program-related investments made by the foundation during the tax year on lines 1 and 2 | Amount |
|--|--------|
| 1 | |
| | |
| | |
| 2 | |
| | |
| | |
| All other program-related investments. See page 24 of the instructions. | |
| 3 | |
| | |
| Total. Add lines 1 through 3. | 0 |

Part X

Minimum Investment Return (All domestic foundations must complete this part. Foreign foundations, see instructions.)

| | | | |
|---|--|----|------------|
| 1 | Fair market value of assets not used (or held for use) directly in carrying out charitable, etc , purposes | | |
| a | Average monthly fair market value of securities. | 1a | 20,965,986 |
| b | Average of monthly cash balances. | 1b | 2,228,535 |
| c | Fair market value of all other assets (see instructions). | 1c | 64,649,948 |
| d | Total (add lines 1a, b, and c). | 1d | 87,844,469 |
| e | Reduction claimed for blockage or other factors reported on lines 1a and 1c (attach detailed explanation). | 1e | 0 |
| 2 | Acquisition indebtedness applicable to line 1 assets. | 2 | 0 |
| 3 | Subtract line 2 from line 1d. | 3 | 87,844,469 |
| 4 | Cash deemed held for charitable activities Enter 1 1/2% of line 3 (for greater amount, see instructions). | 4 | 1,317,667 |
| 5 | Net value of noncharitable-use assets. Subtract line 4 from line 3 Enter here and on Part V, line 4 | 5 | 86,526,802 |
| 6 | Minimum investment return. Enter 5% of line 5. | 6 | 4,326,340 |

Part XI

Distributable Amount (see instructions) (Section 4942(j)(3) and (j)(5) private operating foundations and certain foreign organizations check here ☐ and do not complete this part.)

| | | | |
|----|---|----|-----------|
| 1 | Minimum investment return from Part X, line 6. | 1 | 4,326,340 |
| 2a | Tax on investment income for 2013 from Part VI, line 5. | 2a | 14,295 |
| b | Income tax for 2013 (This does not include the tax from Part VI). | 2b | |
| c | Add lines 2a and 2b. | 2c | 14,295 |
| 3 | Distributable amount before adjustments Subtract line 2c from line 1. | 3 | 4,312,045 |
| 4 | Recoveries of amounts treated as qualifying distributions. | 4 | 0 |
| 5 | Add lines 3 and 4. | 5 | 4,312,045 |
| 6 | Deduction from distributable amount (see instructions). | 6 | 0 |
| 7 | Distributable amount as adjusted Subtract line 6 from line 5 Enter here and on Part XIII, line 1. | 7 | 4,312,045 |

Part XII

Qualifying Distributions (see instructions)

| | | | |
|--|--|----|-----------|
| 1 | Amounts paid (including administrative expenses) to accomplish charitable, etc , purposes | | |
| a | Expenses, contributions, gifts, etc —total from Part I, column (d), line 26. | 1a | 4,620,856 |
| b | Program-related investments—total from Part IX-B. | 1b | 0 |
| 2 | Amounts paid to acquire assets used (or held for use) directly in carrying out charitable, etc , purposes. | 2 | |
| 3 | Amounts set aside for specific charitable projects that satisfy the | | |
| a | Suitability test (prior IRS approval required). | 3a | |
| b | Cash distribution test (attach the required schedule). | 3b | |
| 4 | Qualifying distributions. Add lines 1a through 3b Enter here and on Part V, line 8, and Part XIII, line 4 | 4 | 4,620,856 |
| 5 | Foundations that qualify under section 4940(e) for the reduced rate of tax on net investment income Enter 1% of Part I, line 27b (see instructions). | 5 | 14,295 |
| 6 | Adjusted qualifying distributions. Subtract line 5 from line 4. | 6 | 4,606,561 |
| Note: The amount on line 6 will be used in Part V, column (b), in subsequent years when calculating whether the foundation qualifies for the section 4940(e) reduction of tax in those years | | | |

Part XIII

Undistributed Income (see instructions)

| | (a) Corpus | (b) Years prior to 2012 | (c) 2012 | (d) 2013 |
|---|---------------|----------------------------|-------------|-------------|
| 1 Distributable amount for 2013 from Part XI, line 7 | | | | 4,312,045 |
| 2 Undistributed income, if any, as of the end of 2013 | | | | |
| a Enter amount for 2012 only. | | | 0 | |
| b Total for prior years 20____, 20____, 20____ | | 0 | | |
| 3 Excess distributions carryover, if any, to 2013 | | | | |
| a From 2008. | | | | |
| b From 2009. | 505,382 | | | |
| c From 2010. | 777,784 | | | |
| d From 2011. | 678,849 | | | |
| e From 2012. | 427,092 | | | |
| f Total of lines 3a through e. | 2,389,107 | | | |
| 4 Qualifying distributions for 2013 from Part XII, line 4 ▶ \$ 4,620,856 | | | | |
| a Applied to 2012, but not more than line 2a | | | 0 | |
| b Applied to undistributed income of prior years (Election required—see instructions). | | 0 | | |
| c Treated as distributions out of corpus (Election required—see instructions). | 0 | | | |
| d Applied to 2013 distributable amount. | | | | 4,312,045 |
| e Remaining amount distributed out of corpus | 308,811 | | | |
| 5 Excess distributions carryover applied to 2013 (If an amount appears in column (d), the same amount must be shown in column (a).) | 0 | | | 0 |
| 6 Enter the net total of each column as indicated below: | | | | |
| a Corpus Add lines 3f, 4c, and 4e Subtract line 5 | 2,697,918 | | | |
| b Prior years' undistributed income Subtract line 4b from line 2b. | | 0 | | |
| c Enter the amount of prior years' undistributed income for which a notice of deficiency has been issued, or on which the section 4942(a) tax has been previously assessed. | | 0 | | |
| d Subtract line 6c from line 6b Taxable amount—see instructions | | 0 | | |
| e Undistributed income for 2012 Subtract line 4a from line 2a Taxable amount—see instructions | | | 0 | |
| f Undistributed income for 2013 Subtract lines 4d and 5 from line 1 This amount must be distributed in 2014 | | | | 0 |
| 7 Amounts treated as distributions out of corpus to satisfy requirements imposed by section 170(b)(1)(F) or 4942(g)(3) (see instructions). | 0 | | | |
| 8 Excess distributions carryover from 2008 not applied on line 5 or line 7 (see instructions). . . . | 0 | | | |
| 9 Excess distributions carryover to 2014. Subtract lines 7 and 8 from line 6a | 2,697,918 | | | |
| 10 Analysis of line 9 | | | | |
| a Excess from 2009. . . . | 505,382 | | | |
| b Excess from 2010. . . . | 777,784 | | | |
| c Excess from 2011. . . . | 678,849 | | | |
| d Excess from 2012. . . . | 427,092 | | | |
| e Excess from 2013. . . . | 308,811 | | | |

Part XIV

1a If the foundation has received a ruling or determination letter that it is a private operating foundation, and the ruling is effective for 2013, enter the date of the ruling. . . .

Check box to indicate whether the organization is a private operating foundation described in section 4942(j)(3) or 4942(j)(5)

| | Tax year | Prior 3 years | | | (e) Total |
|---|----------|---------------|----------|----------|-----------|
| | (a) 2013 | (b) 2012 | (c) 2011 | (d) 2010 | |
| 2a Enter the lesser of the adjusted net income from Part I or the minimum investment return from Part X for each year listed | | | | | |
| b 85% of line 2a | | | | | |
| c Qualifying distributions from Part XII, line 4 for each year listed | | | | | |
| d Amounts included in line 2c not used directly for active conduct of exempt activities | | | | | |
| e Qualifying distributions made directly for active conduct of exempt activities Subtract line 2d from line 2c | | | | | |
| 3 Complete 3a, b, or c for the alternative test relied upon | | | | | |
| a "Assets" alternative test—enter | | | | | |
| (1) Value of all assets | | | | | |
| (2) Value of assets qualifying under section 4942(j)(3)(B)(i) | | | | | |
| b "Endowment" alternative test— enter 2/3 of minimum investment return shown in Part X, line 6 for each year listed. | | | | | |
| c "Support" alternative test—enter | | | | | |
| (1) Total support other than gross investment income (interest, dividends, rents, payments on securities loans (section 512(a)(5)), or royalties). | | | | | |
| (2) Support from general public and 5 or more exempt organizations as provided in section 4942(j)(3)(B)(iii). | | | | | |
| (3) Largest amount of support from an exempt organization | | | | | |
| (4) Gross investment income | | | | | |

Part XV **Supplementary Information (Complete this part only if the organization had \$5,000 or more in assets at any time during the year—see instructions.)**

1 Information Regarding Foundation Managers:

List any managers of the foundation who have contributed more than 2% of the total contributions received by the foundation before the close of any tax year (but only if they have contributed more than \$5,000) (See section 507(d)(2))

See Additional Data Table

• List any managers of the foundation who own 10% or more of the stock of a corporation (or an equally large portion of the ownership of a partnership or other entity) of which the foundation has a 10% or greater interest

2 Information Regarding Contribution, Grant, Gift, Loan, Scholarship, etc., Programs:

Check here ☒ if the foundation only makes contributions to preselected charitable organizations and does not accept unsolicited requests for funds. If the foundation makes gifts, grants, etc. (see instructions) to individuals or organizations under other conditions, complete items 2a, b, c, and d.

a The name, address, and telephone number of the person to whom applications should be addressed

b The form in which applications should be submitted and information and materials they should include

c Any submission deadlines

d Any restrictions or limitations on awards, such as by geographical areas, charitable fields, kinds of institutions, or other factors

Part XV

Supplementary Information (continued)

3 Grants and Contributions Paid During the Year or Approved for Future Payment

| Recipient | If recipient is an individual, show any relationship to any foundation manager or substantial contributor | Foundation status of recipient | Purpose of grant or contribution | Amount |
|---|---|--------------------------------|----------------------------------|-----------|
| Name and address (home or business) | | | | |
| a Paid during the year See Additional Data Table | | | | |
| Total | | | 3a | 4,620,856 |
| b Approved for future payment | | | | |
| Total | | | 3b | 0 |

Enter gross amounts unless otherwise indicated

Part XVI-B Relationship of Activities to the Accomplishment of Exempt Purposes

Form **990-PF** (2013)

Form 990PF Part IV - Capital Gains and Losses for Tax on Investment Income - Columns a - d

| (a) List and describe the kind(s) of property sold (e g , real estate, 2-story brick warehouse, or common stock, 200 shs MLC Co) | (b) How acquired P—Purchase D—Donation | (c) Date acquired (mo , day, yr) | (d) Date sold (mo , day, yr) |
|---|--|--------------------------------------|----------------------------------|
| MFO DFA EMERGING MARKETS VALUE | | 2013-07-01 | 2014-09-18 |
| PVTPL ION GEOPHYSICAL CORP 144A 8 125 DUE 05-15-2018 | | 2013-10-18 | 2013-12-04 |
| PVTPL ION GEOPHYSICAL CORP 144A 8 125 DUE 05-15-2018 | | 2013-11-06 | 2013-12-04 |
| PVTPL ION GEOPHYSICAL CORP 144A 8 125 DUE 05-15-2018 | | 2013-09-13 | 2013-12-04 |
| CEDAR FAIR L P / 5 25% DUE 03-15-2021 | | 2013-12-05 | 2013-12-06 |
| ROYAL CARIBBEAN 5 25% DUE 11-15-2022 | | 2013-06-12 | 2013-12-06 |
| ROYAL CARIBBEAN 5 25% DUE 11-15-2022 | | 2013-04-16 | 2013-12-06 |
| ALPHA NAT RES INC 6 25% 01 JUN 2021 | | 2013-07-25 | 2013-12-10 |
| PVTPL GEN CABLE CORP DEL NEW SR NT 5 75 DUE 10-01-2022 | | 2013-05-16 | 2013-12-10 |
| CONTINENTAL RES INC 4 5% 15 APR 2023 | | 2013-06-07 | 2013-12-16 |
| PVTPL SABINE PASS LIQUEFACTION LLC SR SECD NT 144A 5 625% DUE 02-01-2021 BEO | | 2013-04-26 | 2013-12-16 |
| ROYAL CARIBBEAN 5 25% DUE 11-15-2022 | | 2013-04-16 | 2013-12-19 |
| ROYAL CARIBBEAN 5 25% DUE 11-15-2022 | | 2013-06-13 | 2013-12-19 |
| ELWOOD ENERGY LLC 8 159% DUE 07-05-2026 07-05-2026 BEO SINKING FUND 07-05-20 | | 2013-05-29 | 2014-01-06 |
| BERRY PETE CO 6 375 DUE 09-15-2022 | | 2013-07-02 | 2014-01-07 |
| PVTPL SEALED AIR CORP NEW SR NT 5 25 04-01-2023 | | 2013-06-07 | 2014-01-09 |
| PVTPL SERVICE CORP INTL SR NT 144A 5 375% DUE 01-15-2022/07-01-2013 BEO | | 2013-06-17 | 2014-01-09 |
| PEABODY ENERGY 6 25 DUE 11-15-2021 | | 2013-06-13 | 2014-01-22 |
| DAVITA INC 5 75 DUE 08-15-2022 | | 2013-10-11 | 2014-02-12 |
| HCA HLDGS INC 5 875% DUE 03-15-2022 | | 2013-03-14 | 2014-02-13 |
| HCA HLDGS INC 5 875% DUE 03-15-2022 | | 2013-05-08 | 2014-02-13 |
| ALLY FINL INC 8% DUE 03-15-2020 | | 2013-05-15 | 2014-02-18 |
| BOMBARDIER INC 6 125% DUE 01-15-2023 | | 2013-06-06 | 2014-02-18 |
| ELWOOD ENERGY LLC 8 159% DUE 07-05-2026 07-05-2026 BEO SINKING FUND 07-05-20 | | 2013-05-29 | 2014-02-19 |
| AVIS BUDGET CAR RENT LLC 5 5 DUE 04-01-2023 | | 2013-06-13 | 2014-02-20 |
| AVIS BUDGET CAR RENT LLC 5 5 DUE 04-01-2023 | | 2013-06-07 | 2014-02-20 |
| BALL CORP 5 DUE 03-15-2022 | | 2013-03-07 | 2014-02-20 |
| CEDAR FAIR L P / 5 25% DUE 03-15-2021 | | 2013-12-05 | 2014-02-20 |
| CHES ENERGY CORP 5 75% DUE 03-15-2023 | | 2013-06-06 | 2014-02-20 |
| UTD STS STL CORP 7 375% DUE 04-01-2020 | | 2013-05-21 | 2014-02-20 |

Form 990PF Part IV - Capital Gains and Losses for Tax on Investment Income - Columns a - d

| (a) List and describe the kind(s) of property sold (e g , real estate, 2-story brick warehouse, or common stock, 200 shs MLC Co) | (b) How acquired P—Purchase D—Donation | (c) Date acquired (mo , day, yr) | (d) Date sold (mo , day, yr) |
|---|--|--------------------------------------|----------------------------------|
| CIT GROUP INC NEW 5% DUE 08-15-2022 | | 2013-03-15 | 2014-02-24 |
| CIT GROUP INC NEW 5% DUE 08-15-2022 | | 2013-06-12 | 2014-02-24 |
| PVTPL RESOLUTE FOREST PRODUCTS 5 875 DUE 05-15-2023 | | 2013-04-26 | 2014-02-24 |
| ALPHA NAT RES INC 6 25% 01 JUN 2021 | | 2014-01-22 | 2014-02-28 |
| ALPHA NAT RES INC 6 25% 01 JUN 2021 | | 2013-07-25 | 2014-02-28 |
| BALL CORP 5 DUE 03-15-2022 | | 2013-03-07 | 2014-02-28 |
| BALL CORP 5 DUE 03-15-2022 | | 2013-06-06 | 2014-02-28 |
| PVTPL INTERGEN N V 7 DUE 06-30-2023 | | 2013-06-07 | 2014-03-06 |
| NISKA GAS STORAGE 8 875 DUE 03-15-2018 | | 2014-02-19 | 2014-03-07 |
| NISKA GAS STORAGE 8 875 DUE 03-15-2018 | | 2013-11-25 | 2014-03-07 |
| NISKA GAS STORAGE 8 875 DUE 03-15-2018 | | 2013-09-20 | 2014-03-07 |
| PVTPL SIRIUS XM RADIO INC SR NT 5 25 DUE 08-15-2022 | | 2014-01-28 | 2014-03-18 |
| LAMAR MEDIA CORP 5 DUE 05-01-2023 | | 2013-04-25 | 2014-03-19 |
| LAMAR MEDIA CORP 5 DUE 05-01-2023 | | 2013-06-07 | 2014-03-20 |
| LAMAR MEDIA CORP 5 DUE 05-01-2023 | | 2013-04-25 | 2014-03-20 |
| BOYD GAMING CORP 9 DUE 07-01-2020 | | 2013-04-26 | 2014-03-24 |
| PVTPL LANDRYS INC SR NT 9 375 DUE 05-01-2020 | | 2014-01-09 | 2014-03-24 |
| BOYD GAMING CORP 9 DUE 07-01-2020 | | 2013-04-26 | 2014-03-27 |
| SWIFT ENERGY CO 7 875 DUE 03-01-2022 | | 2013-05-06 | 2014-04-02 |
| UNITED RENTALS NORTH AMER INC 6 125 DUE 06-15-2023 | | 2013-06-17 | 2014-04-03 |
| AIRCASTLE LTD 4 625 DUE 12-15-2018 REG | | 2013-12-02 | 2014-04-09 |
| PVTPL SHELF DRILLING HLDGS LTD SR SECD NT 8 625 DUE 11-01-2018 | | 2013-04-29 | 2014-04-15 |
| D R HORTON INC SR NT 4 375% 15 SEP 2022 | | 2013-06-07 | 2014-04-16 |
| RELIANT ENERGY MID-ATLC PWR HLDGS LL SERC 9 681 DUE 07-02-2026 BEO | | 2013-05-14 | 2014-05-06 |
| PVTPL BOMBARDIER INC SR NT 144A 7 75% DUE 03-15-2020/03-29-2010 BEO | | 2014-02-18 | 2014-05-14 |
| PVTPL LANDRYS INC SR NT 9 375 DUE 05-01-2020 | | 2013-05-29 | 2014-05-14 |
| CHS / CMNTY HLTH 8% DUE 11-15-2019 | | 2013-06-07 | 2014-05-29 |
| #REORG/STONEMOR MANDATORY EXCH STONEMOR PARTNERS 4T1KAQ8 12-02-2014 | | 2013-11-22 | 2014-06-19 |
| HERCULES OFFSHORE 7 5% DUE 10-01-2021 | | 2014-05-28 | 2014-07-28 |
| HERCULES OFFSHORE 7 5% DUE 10-01-2021 | | 2013-12-20 | 2014-07-28 |

Form 990PF Part IV - Capital Gains and Losses for Tax on Investment Income - Columns a - d

| (a) List and describe the kind(s) of property sold (e g , real estate, 2-story brick warehouse, or common stock, 200 shs MLC Co) | (b) How acquired P—Purchase D—Donation | (c) Date acquired (mo , day, yr) | (d) Date sold (mo , day, yr) |
|---|--|--------------------------------------|----------------------------------|
| COMPAGNIE GENERALE DE GEOPHYSIQUE VERITAS SR NT 6 5% 01 JUN 2021 | | 2013-12-10 | 2014-08-07 |
| CONSOL ENERGY INC 8 25 DUE 04-01-2020 | | 2013-12-06 | 2014-08-12 |
| SCIENTIFIC GAMES INTL INC 6 25 DUE 09-01-2020 REG | | 2014-05-20 | 2014-09-10 |
| ALERE INC 7 25% DUE 07-01-2018 | | 2014-02-18 | 2014-10-06 |
| MEG ENERGY CORP SR NT 144A 6 5% 15 MAR 2021 | | 2013-12-19 | 2014-10-06 |
| MEG ENERGY CORP SR NT 144A 6 5% 15 MAR 2021 | | 2013-12-16 | 2014-10-06 |
| ELIZABETH ARDEN INC SR NT 7 375 DUE 03-15-2021 | | 2014-03-20 | 2014-10-09 |
| #REORG/STONEMOR MANDATORY EXCH STONEMOR PARTNERS 4T1KAQ8 12-02-2014 | | 2014-01-09 | 2014-10-28 |
| #REORG/STONEMOR MANDATORY EXCH STONEMOR PARTNERS 4T1KAQ8 12-02-2014 | | 2013-11-22 | 2014-10-28 |
| AMERIGAS FIN CORP / AMERIGAS FIN LLC GTDSR NT 7 5-20-22 | | 2014-08-05 | 2014-10-28 |
| AMERIGAS FIN CORP / AMERIGAS FIN LLC GTDSR NT 7 5-20-22 | | 2014-03-03 | 2014-10-28 |
| ERICKSON INC 8 25 DUE 05-01-2020 | | 2014-01-14 | 2014-10-28 |
| LSB INDS INC 7 75 DUE 08-01-2019 | | 2014-04-22 | 2014-10-28 |
| LSB INDS INC 7 75 DUE 08-01-2019 | | 2013-11-25 | 2014-10-28 |
| MOBILE MINI INC SR NT 7 875 12-1-2020 | | 2014-04-01 | 2014-10-28 |
| MOBILE MINI INC SR NT 7 875 12-1-2020 | | 2013-11-21 | 2014-10-28 |
| PVTPL CIT GROUP INC 5 5 DUE 02-15-2019 BEO | | 2014-02-24 | 2014-10-28 |
| PVTPL NISKA GAS STORAGE CDA ULC ST SR NT6 5 DUE 04-01-2019 | | 2014-03-07 | 2014-10-28 |
| PVTPL SCIENTIFIC GAMES INTL INC 6 625% DUE 05-15-2021/06-04-2014 BEO | | 2014-09-10 | 2014-10-28 |
| PVTPL SPRINT CORP 7 25 DUE 09-15-2021 BEO | | 2014-02-19 | 2014-10-28 |
| PVTPL VIKING CRUISES LTD SR NT 8 5 DUE 10-15-2022 | | 2013-12-10 | 2014-10-28 |
| PVTPL VIKING CRUISES LTD SR NT 8 5 DUE 10-15-2022 | | 2013-11-25 | 2014-10-28 |
| SUBN PROPANE 7 375% DUE 08-01-2021 | | 2014-04-30 | 2014-10-28 |
| SUBN PROPANE 7 375% DUE 08-01-2021 | | 2013-12-13 | 2014-10-28 |
| VPI ESCROW CORP SR NT 144A 6 375% 15 OCT 2020 | | 2014-05-13 | 2014-10-28 |
| ALLY FINL INC 8% DUE 03-15-2020 | | 2014-08-05 | 2014-10-29 |
| CHIQUITA BRANDS INTL INC LLC 7 875 DUE 02-01-2021 | | 2014-08-11 | 2014-10-29 |
| CHRYSLER GROUP LLC 8 25 DUE 06-15-2021 | | 2014-02-18 | 2014-10-29 |
| GEO GROUP INC SR NT 6 625 2-15-2021 | | 2013-12-09 | 2014-10-29 |
| ICAHN ENTERPRISES L P CORP SR NT 6 DUE 08-01-2020 | | 2014-10-06 | 2014-10-29 |

Form 990PF Part IV - Capital Gains and Losses for Tax on Investment Income - Columns a - d

| (a) List and describe the kind(s) of property sold (e g , real estate, 2-story brick warehouse, or common stock, 200 shs MLC Co) | (b) How acquired P—Purchase D—Donation | (c) Date acquired (mo , day, yr) | (d) Date sold (mo , day, yr) |
|---|--|--------------------------------------|----------------------------------|
| NEWFIELD EXPL CO 5 75% DUE 01-30-2022 | | 2014-04-21 | 2014-10-29 |
| OWENS ILL INC 7 8% DUE 05-15-2018 REG | | 2013-11-22 | 2014-10-29 |
| PVTPL BELDEN INC SR SUB NT 144A 5 5 DUE 09-01-2022/08-27-2012 BEO | | 2013-12-10 | 2014-10-29 |
| SBA 5 75 DUE 07-15-2020 | | 2014-05-13 | 2014-10-29 |
| SPIRIT AEROSYSTEMS 6 75 DUE 12-15-2020 | | 2013-11-21 | 2014-10-29 |
| T-MOBILE USA INC 6 25% DUE 04-01-2021 | | 2014-05-19 | 2014-10-29 |
| UTD RENTALS N 7 625 DUE 04-15-2022 | | 2014-04-03 | 2014-10-29 |
| ADVANCED MICRO 7 5% DUE 08-15-2022 DUE 08-15-2022 REG USD1000 | | 2014-02-20 | 2014-10-30 |
| HEALTHSOUTH CORP 5 75 DUE 11-01-2024 | | 2014-09-09 | 2014-10-30 |
| INTELSAT JACKSON HLDGS S A 7 25 DUE 10-15-2020/10-15-2015 REG | | 2014-02-13 | 2014-10-30 |
| ISLE CAPRI CASINOS 7 75% DUE 03-15-2019 | | 2014-03-31 | 2014-10-30 |
| POLYONE CORP 7 375% DUE 09-15-2020 | | 2014-03-20 | 2014-10-30 |
| PVTPL BOMBARDIER INC SR NT 144A 7 75% DUE 03-15-2020/03-29-2010 BEO | | 2014-02-18 | 2014-10-30 |
| CCO HLDGS LLC / 7 375% DUE 06-01-2020 | | 2014-02-13 | 2014-10-31 |
| CLEAR CHANNEL 7 625% DUE 03-15-2020 | | 2014-03-20 | 2014-10-31 |
| DONNELLEY R R & 6 5% DUE 11-15-2023 | | 2014-05-14 | 2014-10-31 |
| MCGRAW-HILL GLOBAL ED HLDGS LLC/FIN 9 75 BDS 04-01-2021 USD2000 | | 2014-02-20 | 2014-10-31 |
| NATL CINEMEDIA LLC 7 875% DUE 07-15-2021 | | 2014-03-21 | 2014-10-31 |
| PVTPL 144A ENDO FIN LLC / ENDO FINCO INC SR NT 7 25% DUE 15 JAN 2022 | | 2014-05-06 | 2014-10-31 |
| PVTPL 144A ENDO FIN LLC / ENDO FINCO INC SR NT 7 25% DUE 15 JAN 2022 | | 2014-06-23 | 2014-10-31 |
| PVTPL LEE ENTERPRISES INC SR SECD NT 144A 9 5% DUE 03-15-2022/03-31-2014 BEO | | 2014-03-24 | 2014-10-31 |
| PVTPL LEE ENTERPRISES INC SR SECD NT 144A 9 5% DUE 03-15-2022/03-31-2014 BEO | | 2014-05-07 | 2014-10-31 |
| PVTPL SR NT 1ST LEIN 144A 5 625% DUE 10-15-2020/10-07-2013 BEO | | 2013-11-20 | 2014-10-31 |
| RHP HOTEL PPTYS LP 5% DUE 04-15-2021 | | 2014-05-29 | 2014-10-31 |
| ADT CORP 6 25 DUE 10-15-2021 | | 2014-03-21 | 2014-11-03 |
| ARAMARK CORP 5 75% DUE 03-15-2020 | | 2014-01-07 | 2014-11-03 |
| BALL CORP 5 DUE 03-15-2022 | | 2014-06-10 | 2014-11-03 |
| COML VEH GROUP INC 7 875 DUE 04-15-2019 | | 2014-01-09 | 2014-11-03 |
| DAVITA HEALTHCARE PARTNERS INC 5 125% 15 JUL 2024 | | 2014-06-12 | 2014-11-03 |
| FRESENIUS MED CARE US FIN II INC 4 75% 15 OCT 2024 | | 2014-10-24 | 2014-11-03 |

Form 990PF Part IV - Capital Gains and Losses for Tax on Investment Income - Columns a - d

| (a) List and describe the kind(s) of property sold (e g , real estate, 2-story brick warehouse, or common stock, 200 shs MLC Co) | (b) How acquired P—Purchase D—Donation | (c) Date acquired (mo , day, yr) | (d) Date sold (mo , day, yr) |
|---|--|--------------------------------------|----------------------------------|
| MEDIACOM LLC / MEDIACOM CAP CORP 7 25 DUE 02-15-2022 | | 2014-02-26 | 2014-11-03 |
| PVTPL BOMBARDIER INC 144 7 45 DUE 05-01-2034 BEO | | 2014-05-14 | 2014-11-03 |
| SABINE PASS 5 625% DUE 04-15-2023 | | 2013-12-16 | 2014-11-03 |
| ALPHA NAT RES INC 9 75% 15 APR 2018 | | 2014-02-28 | 2014-11-05 |
| CGG SA 6 875% DUE 01-15-2022 | | 2014-08-07 | 2014-11-05 |
| GEN CABLE CORP DEL 5 75 DUE 10-01-2022 | | 2014-10-06 | 2014-11-05 |
| GEN CABLE CORP DEL 5 75 DUE 10-01-2022 | | 2014-05-20 | 2014-11-05 |
| PVTPL APPVION INC 2ND LIEN SR SECD NT 9 DUE 06-01-2020 | | 2014-02-24 | 2014-11-05 |
| PVTPL SHELF DRILLING HLDGS LTD SR SECD NT 8 625 DUE 11-01-2018 | | 2014-07-24 | 2014-11-05 |
| PVTPL WMG ACQUISITION CORP SR SECD NT 144A 6% DUE 01-15-2021/11-01-2012 BEO | | 2014-01-07 | 2014-11-05 |
| ANCESTRY COM INC 11% DUE 12-15-2020 | | 2014-10-03 | 2014-11-06 |
| HERCULES OFFSHORE 7 5% DUE 10-01-2021 | | 2014-10-07 | 2014-11-06 |
| MEG ENERGY CORP SR NT 144A 6 375% 30 JAN 2023 | | 2014-10-06 | 2014-11-06 |
| PARKER DRILLING CO 7 5% DUE 08-01-2020 | | 2014-03-17 | 2014-11-06 |
| PVTPL DYNEGY FIN I/II INC & SR NT 7 375% DUE 11-01-2022 BEO | | 2014-10-10 | 2014-11-06 |
| PVTPL SUNGARD AVAILABILITY SVCS CAP INC SR NT 144A 8 75 DUE 04-01-2022 BEO | | 2014-05-07 | 2014-11-06 |
| PVTPL SUNGARD AVAILABILITY SVCS CAP INC SR NT 144A 8 75 DUE 04-01-2022 BEO | | 2014-09-12 | 2014-11-06 |
| PVTPL SUNGARD AVAILABILITY SVCS CAP INC SR NT 144A 8 75 DUE 04-01-2022 BEO | | 2014-04-03 | 2014-11-06 |
| PVTPL TIME INC NEW SR NT 144A 5 75 DUE 04-15-2022 BEO | | 2014-05-05 | 2014-11-06 |
| PVTPL UNIVISION COMMUNICATIONS INC SR SECD NT 144A 7 875 DUE 11-01-2020 | | 2014-02-13 | 2014-11-06 |
| SWIFT ENERGY CO 7 875 DUE 03-01-2022 | | 2014-01-07 | 2014-11-06 |
| CROSSTEX ENERGY L 8 875% DUE 02-15-2018 | | 2012-06-28 | 2013-12-11 |
| PVTPL GEN CABLE CORP DEL NEW SR NT 5 75 DUE 10-01-2022 | | 2012-09-20 | 2013-12-11 |
| PVTPL GEN CABLE CORP DEL NEW SR NT 5 75 DUE 10-01-2022 | | 2012-09-20 | 2013-12-11 |
| FORD MTR CR CO LLC 8 125% DUE 01-15-2020 | | 2012-08-16 | 2014-01-07 |
| LINN ENERGY LLC / 7 75% DUE 02-01-2021 | | 2011-06-29 | 2014-01-07 |
| LINN ENERGY LLC / 7 75% DUE 02-01-2021 | | 2011-06-16 | 2014-01-07 |
| CELANESE US HLDGS 5 875% DUE 06-15-2021 | | 2011-12-15 | 2014-01-14 |
| UNITYMEDIA HESSEN GMBH & CO KG / UNITYMEDIA NRW GMBH 144A 5 5 01-15-2023 | | 2012-11-30 | 2014-01-28 |
| UNITYMEDIA HESSEN GMBH & CO KG / UNITYMEDIA NRW GMBH 144A 5 5 01-15-2023 | | 2012-11-30 | 2014-01-28 |

Form 990PF Part IV - Capital Gains and Losses for Tax on Investment Income - Columns a - d

| (a) List and describe the kind(s) of property sold (e g , real estate, 2-story brick warehouse, or common stock, 200 shs MLC Co) | (b) How acquired P—Purchase D—Donation | (c) Date acquired (mo , day, yr) | (d) Date sold (mo , day, yr) |
|---|--|--------------------------------------|----------------------------------|
| CCO HLDGS LLC / 5 25% DUE 09-30-2022 | | 2013-02-06 | 2014-02-13 |
| BOMBARDIER INC 6 125% DUE 01-15-2023 | | 2013-02-08 | 2014-02-18 |
| ELWOOD ENERGY LLC 8 159% DUE 07-05-2026 07-05-2026 BEO SINKING FUND 07-05-20 | | 2011-03-02 | 2014-02-19 |
| SPRINT NEXTEL CORP 6 DUE 11-15-2022 | | 2013-02-12 | 2014-02-19 |
| SPRINT NEXTEL CORP 6 DUE 11-15-2022 | | 2013-01-23 | 2014-02-19 |
| CIT GROUP INC NEW 5% DUE 08-15-2022 | | 2012-09-26 | 2014-02-24 |
| CIT GROUP INC NEW 5% DUE 08-15-2022 | | 2012-09-26 | 2014-02-24 |
| PVTPL SABINE PASS LIQUEFACTION LLC SR SECD NT 144A 5 625% DUE 02-01-2021 BEO | | 2013-01-29 | 2014-02-26 |
| DONNELLEY R R & 7 25% DUE 05-15-2018 | | 2012-09-10 | 2014-03-20 |
| GOODYEAR TIRE & 6 5% DUE 03-01-2021 03-01-2021 USD1000 | | 2013-02-21 | 2014-03-21 |
| FELCOR LODGING LTD 6 75% DUE 06-01-2019 | | 2011-06-28 | 2014-03-24 |
| FELCOR LODGING LTD 6 75% DUE 06-01-2019 | | 2012-02-24 | 2014-03-24 |
| LEAR CORP 8 125% DUE 03-15-2020 | | 2012-10-23 | 2014-03-26 |
| FELCOR LODGING LTD 6 75% DUE 06-01-2019 | | 2011-06-28 | 2014-03-31 |
| FELCOR LODGING LTD 6 75% DUE 06-01-2019 | | 2011-11-01 | 2014-03-31 |
| ENDO HEALTH 7 25% DUE 01-15-2022 | | 2012-05-02 | 2014-04-03 |
| VISTEON CORP 6 75 DUE 04-15-2019 | | 2012-07-09 | 2014-04-10 |
| JARDEN CORP 7 5% DUE 01-15-2020 | | 2012-11-27 | 2014-04-18 |
| ENDO HEALTH 7 25% DUE 01-15-2022 | | 2012-04-24 | 2014-05-06 |
| VISTEON CORP 6 75 DUE 04-15-2019 | | 2012-07-09 | 2014-05-09 |
| DONNELLEY R R & 7 25% DUE 05-15-2018 | | 2012-09-10 | 2014-05-14 |
| ELWOOD ENERGY LLC 8 159% DUE 07-05-2026 07-05-2026 BEO SINKING FUND 07-05-20 | | 2012-05-31 | 2014-05-14 |
| ELWOOD ENERGY LLC 8 159% DUE 07-05-2026 07-05-2026 BEO SINKING FUND 07-05-20 | | 2012-01-25 | 2014-05-14 |
| ELWOOD ENERGY LLC 8 159% DUE 07-05-2026 07-05-2026 BEO SINKING FUND 07-05-20 | | 2011-03-02 | 2014-05-14 |
| MGM RESORTS INTL 8 625 DUE 02-01-2019 | | 2013-03-07 | 2014-05-15 |
| CHS / CMNTY HLTH 8% DUE 11-15-2019 | | 2012-03-07 | 2014-05-29 |
| RELIANT ENERGY MID-ATLC PWR HLDGS LL SERC 9 681 DUE 07-02-2026 BEO | | 2013-04-24 | 2014-05-29 |
| TEREX CORP 6 DUE 05-15-2021 | | 2013-03-13 | 2014-06-10 |
| OFFSHORE GROUP 7 125% DUE 04-01-2023 | | 2013-05-16 | 2014-07-25 |
| SCIENTIFIC GAMES INTL INC 6 25 DUE 09-01-2020 REG | | 2012-09-19 | 2014-09-10 |

Form 990PF Part IV - Capital Gains and Losses for Tax on Investment Income - Columns a - d

| (a) List and describe the kind(s) of property sold (e g , real estate, 2-story brick warehouse, or common stock, 200 shs MLC Co) | (b) How acquired P—Purchase D—Donation | (c) Date acquired (mo , day, yr) | (d) Date sold (mo , day, yr) |
|---|--|--------------------------------------|----------------------------------|
| PINNACLE ENTMT INC 7 75% DUE 04-01-2022 | | 2013-01-23 | 2014-09-12 |
| PINNACLE ENTMT INC 7 75% DUE 04-01-2022 | | 2013-01-25 | 2014-09-12 |
| UTD STS STL CORP 7 375% DUE 04-01-2020 | | 2013-06-13 | 2014-09-16 |
| UTD STS STL CORP 7 375% DUE 04-01-2020 | | 2013-05-21 | 2014-09-16 |
| SPX CORP SR NT 6 875 9-1-2017 | | 2011-09-01 | 2014-09-26 |
| ALLY FINL INC 8% DUE 03-15-2020 | | 2013-05-15 | 2014-10-08 |
| ATLAS PIPELN 6 625% DUE 10-01-2020 | | 2013-01-03 | 2014-10-28 |
| CENTURYLINK INC 5 8 DUE 03-15-2022 | | 2013-06-06 | 2014-10-28 |
| CENTURYLINK INC 5 8 DUE 03-15-2022 | | 2012-05-10 | 2014-10-28 |
| CIN BELL INC NEW 8 375% DUE 10-15-2020 | | 2012-09-20 | 2014-10-28 |
| CONCHO RES INC 5 5% 01 OCT 2022 | | 2012-03-07 | 2014-10-28 |
| CONCHO RES INC 5 5% 01 OCT 2022 | | 2012-12-14 | 2014-10-28 |
| FRONTIER COMMUNICATIONS 7 625 BNDS DUE 04-15-2024 REG | | 2013-06-20 | 2014-10-28 |
| IRON MOUNTAIN INC DEL 5 75 DUE 08-15-2024 | | 2012-09-28 | 2014-10-28 |
| NETFLIX INC 5 375 02-01-2021 REG | | 2013-01-30 | 2014-10-28 |
| NETFLIX INC 5 375 02-01-2021 REG | | 2013-05-02 | 2014-10-28 |
| PVTPL UPGB FIN V LTD SR SECD NT 7 25 DUE 11-15-2021 | | 2012-08-22 | 2014-10-28 |
| PVTPL UPGB FIN V LTD SR SECD NT 7 25 DUE 11-15-2021 | | 2012-09-12 | 2014-10-28 |
| PVTPL UPGB FIN V LTD SR SECD NT 7 25 DUE 11-15-2021 | | 2012-09-18 | 2014-10-28 |
| RELIANT ENERGY MID-ATLC PWR HLDGS LL SERC 9 681 DUE 07-02-2026 BEO | | 2013-04-24 | 2014-10-28 |
| RELIANT ENERGY MID-ATLC PWR HLDGS LL SERC 9 681 DUE 07-02-2026 BEO | | 2013-04-15 | 2014-10-28 |
| RYLAND GROUP INC 5 375% DUE 10-01-2022 | | 2013-01-07 | 2014-10-28 |
| RYLAND GROUP INC 5 375% DUE 10-01-2022 | | 2012-09-18 | 2014-10-28 |
| SINCLAIR TELEVISION GROUP INC 6 125% 01 OCT 2022 | | 2012-09-27 | 2014-10-28 |
| STARZ LLC / STARZ FIN CORP 5 DUE 09-15-2019 | | 2012-10-02 | 2014-10-28 |
| SUBN PROPANE 7 375% DUE 08-01-2021 | | 2012-08-09 | 2014-10-28 |
| SUBN PROPANE 7 375% DUE 08-01-2021 | | 2011-06-16 | 2014-10-28 |
| SUBN PROPANE 7 375% DUE 08-01-2021 | | 2012-04-26 | 2014-10-28 |
| VPI ESCROW CORP SR NT 144A 6 375% 15 OCT 2020 | | 2012-09-20 | 2014-10-28 |
| ALLIANCE ONE INTL INC 9 875 DUE 07-15-2021 BEO | | 2013-07-26 | 2014-10-29 |

Form 990PF Part IV - Capital Gains and Losses for Tax on Investment Income - Columns a - d

| (a) List and describe the kind(s) of property sold (e g , real estate, 2-story brick warehouse, or common stock, 200 shs MLC Co) | (b) How acquired P—Purchase D—Donation | (c) Date acquired (mo , day, yr) | (d) Date sold (mo , day, yr) |
|---|--|--------------------------------------|----------------------------------|
| ALLY FINL INC 8% DUE 03-15-2020 | | 2013-05-15 | 2014-10-29 |
| ALLY FINL INC 8% DUE 03-15-2020 | | 2013-05-16 | 2014-10-29 |
| CASE NEW HOLLAND INC SR NT 7 875 12-1-2017 | | 2011-02-15 | 2014-10-29 |
| CHRYSLER GROUP LLC 8 25 DUE 06-15-2021 | | 2012-02-07 | 2014-10-29 |
| FLEXTRONICS INTL 4 625% DUE 02-15-2020 | | 2013-05-16 | 2014-10-29 |
| KB HOME 7 5 DUE 09-15-2022 | | 2013-01-24 | 2014-10-29 |
| KB HOME 7 5 DUE 09-15-2022 | | 2013-04-25 | 2014-10-29 |
| LIMITED BRANDS INC 5 625% DUE 02-15-2022 | | 2012-02-08 | 2014-10-29 |
| RANGE RES CORP 5 DUE 08-15-2022 REG | | 2013-02-12 | 2014-10-29 |
| SBA 5 75 DUE 07-15-2020 | | 2012-10-23 | 2014-10-29 |
| SLM CORP MEDIUM TERM NTS BOOK ENTRY 5 5%25 JAN 2023 | | 2013-01-24 | 2014-10-29 |
| SM ENERGY CO 6 5 DUE 01-01-2023 | | 2013-01-28 | 2014-10-29 |
| SM ENERGY CO 6 5 DUE 01-01-2023 | | 2013-02-06 | 2014-10-29 |
| TESORO CORP FORMERLY TESORO PETE CORP T 5 375 DUE 10-01-2022 | | 2012-09-27 | 2014-10-29 |
| AMERN AXLE & MFG 7 75% DUE 11-15-2019 | | 2012-01-30 | 2014-10-30 |
| AMKOR TECHNOLOGY INC 6 625% 01 JUN 2021 | | 2011-06-14 | 2014-10-30 |
| ARCELORMITTAL SA DUE 08-05-2020 | | 2012-12-05 | 2014-10-30 |
| ARCELORMITTAL SA DUE 08-05-2020 | | 2013-01-09 | 2014-10-30 |
| BIOMET INC 6 5% DUE 08-01-2020 | | 2013-03-21 | 2014-10-30 |
| CHOICE HOTELS INTL 5 75% DUE 07-01-2022 | | 2012-09-20 | 2014-10-30 |
| DISH DBS CORP SR NT 7 875 DUE 09-01-2019 | | 2013-03-19 | 2014-10-30 |
| EL PASO CORP 7 25% DUE 06-01-2018 REG | | 2011-04-27 | 2014-10-30 |
| HERTZ CORP 5 875 DUE 10-15-2020 | | 2013-06-07 | 2014-10-30 |
| HERTZ CORP 5 875 DUE 10-15-2020 | | 2013-03-07 | 2014-10-30 |
| LEAR CORP 8 125% DUE 03-15-2020 | | 2012-10-23 | 2014-10-30 |
| OMEGA HEALTHCARE INVS INC SR NT 7 5 DUE 02-15-2020 | | 2012-04-24 | 2014-10-30 |
| PVTPL SEALED AIR CORP NEW SR NT 144A 8 125% DUE 09-15-2019/10-03-2011 BEO | | 2012-04-24 | 2014-10-30 |
| RESOLUTE FST PRODS 5 875% DUE 05-15-2023 | | 2013-04-26 | 2014-10-30 |
| HEINZ H J CO 4 25 10-15-2020 | | 2013-03-22 | 2014-10-31 |
| INGLES MKTS INC 5 75% DUE 06-15-2023 | | 2013-05-30 | 2014-10-31 |

Form 990PF Part IV - Capital Gains and Losses for Tax on Investment Income - Columns a - d

| (a) List and describe the kind(s) of property sold (e g , real estate, 2-story brick warehouse, or common stock, 200 shs MLC Co) | (b) How acquired P—Purchase D—Donation | (c) Date acquired (mo , day, yr) | (d) Date sold (mo , day, yr) |
|---|--|--------------------------------------|----------------------------------|
| INTERNATIONAL LEASE FIN CORP 6 25% 15 MAY 2019 | | 2011-05-31 | 2014-10-31 |
| LEVI STRAUSS & CO 7 625% DUE 05-15-2020 | | 2011-02-16 | 2014-10-31 |
| PVTPL FMG RES AUGUST 2006 PTY LTD SR NT 6 875 DUE 04-01-2022 BEO | | 2013-05-07 | 2014-10-31 |
| PVTPL LANDRYS INC SR NT 9 375 DUE 05-01-2020 | | 2013-05-29 | 2014-10-31 |
| PVTPL LANDRYS INC SR NT 9 375 DUE 05-01-2020 | | 2013-09-19 | 2014-10-31 |
| RENT A CTR INC NEW SR NT 6 625 11-15-2020 | | 2013-09-19 | 2014-10-31 |
| VIDEOTRON LTEE 5% DUE 07-15-2022 | | 2012-11-27 | 2014-10-31 |
| WINDSTREAM CORP SR NT 7 75 10-1-2021 | | 2012-09-26 | 2014-10-31 |
| BOYD GAMING CORP 9 DUE 07-01-2020 | | 2013-04-26 | 2014-11-03 |
| CABLEVISION SYS 7 75% DUE 04-15-2018 04-15-2018 REG | | 2012-06-01 | 2014-11-03 |
| CCO HLDGS LLC / 5 25% DUE 09-30-2022 | | 2013-02-06 | 2014-11-03 |
| CELANESE US HLDGS 5 875% DUE 06-15-2021 | | 2011-08-09 | 2014-11-03 |
| CHES ENERGY SR NT 6 625 DUE 08-15-2020 | | 2013-01-16 | 2014-11-03 |
| CHS / CMNTY HLTH 8% DUE 11-15-2019 | | 2012-03-07 | 2014-11-03 |
| CROWN AMERS LLC / 6 25% DUE 02-01-2021 | | 2012-11-29 | 2014-11-03 |
| GOODYEAR TIRE & 6 5% DUE 03-01-2021 03-01-2021 USD1000 | | 2013-02-21 | 2014-11-03 |
| HANESBRANDS INC 6 375% DUE 12-15-2020 | | 2012-02-24 | 2014-11-03 |
| TENET HEALTHCARE 4 375% DUE 10-01-2021 | | 2013-05-22 | 2014-11-03 |
| UNITYMEDIA HESSEN GMBH & CO KG / UNITYMEDIA NRW GMBH 144A 5 5 01-15-2023 | | 2012-11-30 | 2014-11-03 |
| WINDSTREAM CORP 6 375% DUE 08-01-2023 6 375 SNR NT USD1000 08-01-2023 | | 2013-06-06 | 2014-11-03 |
| WYNN LAS VEGAS LLC/CORP 5 375 DUE 03-15-2022 BEO | | 2013-06-07 | 2014-11-03 |
| AMC NETWORKS INC 4 75% DUE 12-15-2022 | | 2012-12-11 | 2014-11-05 |
| CINEMARK USA INC 7 375% DUE 06-15-2021 | | 2013-10-11 | 2014-11-05 |
| DENBURY RES INC 6 375% DUE 08-15-2021 | | 2011-08-16 | 2014-11-05 |
| DENBURY RES INC 6 375% DUE 08-15-2021 | | 2012-06-06 | 2014-11-05 |
| FERRELLGAS 8 625% DUE 06-15-2020 | | 2013-10-11 | 2014-11-05 |
| GIBRALTAR INDS INC 6 25 DUE 02-01-2021 | | 2013-01-24 | 2014-11-05 |
| GIBRALTAR INDS INC 6 25 DUE 02-01-2021 | | 2013-04-25 | 2014-11-05 |
| GIBRALTAR INDS INC 6 25 DUE 02-01-2021 | | 2013-05-13 | 2014-11-05 |
| LIN TELEVISION CORP 6 375 01-15-2021 | | 2012-10-25 | 2014-11-05 |

Form 990PF Part IV - Capital Gains and Losses for Tax on Investment Income - Columns a - d

| (a) List and describe the kind(s) of property sold (e g , real estate, 2-story brick warehouse, or common stock, 200 shs MLC Co) | (b) How acquired P—Purchase D—Donation | (c) Date acquired (mo , day, yr) | (d) Date sold (mo , day, yr) |
|---|--|--------------------------------------|----------------------------------|
| PVTPL SHELF DRILLING HLDGS LTD SR SECD NT 8 625 DUE 11-01-2018 | | 2013-05-01 | 2014-11-05 |
| STEEL DYNAMICS INC 6 375% DUE 08-15-2022 | | 2013-03-15 | 2014-11-05 |
| VECTOR GROUP 7 75% DUE 02-15-2021 | | 2013-05-03 | 2014-11-05 |
| VECTOR GROUP 7 75% DUE 02-15-2021 | | 2013-02-05 | 2014-11-05 |
| ANCESTRY COM INC 11% DUE 12-15-2020 | | 2012-12-19 | 2014-11-06 |
| ANCESTRY COM INC 11% DUE 12-15-2020 | | 2013-05-07 | 2014-11-06 |
| COLBS MCKINNON 7 875% DUE 02-01-2019 | | 2012-12-17 | 2014-11-06 |
| COLBS MCKINNON 7 875% DUE 02-01-2019 | | 2012-09-13 | 2014-11-06 |
| PVTPL DIGITALGLOBE INC SR NT 5 25 DUE 2-01-2021 | | 2013-01-29 | 2014-11-06 |
| PVTPL DIGITALGLOBE INC SR NT 5 25 DUE 2-01-2021 | | 2013-05-15 | 2014-11-06 |
| PVTPL SEMINOLE HARD ROCK ENTMT INC / SEMSR NT 5 875 DUE 05-15-2021 | | 2013-05-09 | 2014-11-06 |
| PVTPL TRW AUTOMOTIVE INC SR NT 144A 7 25% DUE 03-15-2017/03-26-2007 BEO | | 2011-12-20 | 2014-11-06 |
| PVTPL LANDRYS INC SR NT 9 375 DUE 05-01-2020 | | 2013-09-19 | 2014-11-20 |
| UNITED STATES TREAS NTS DTD 01/15/2013 TIPS 01-15- | | 2013-03-28 | 2013-12-30 |
| US TREAS NTS INDEX LINKED 1 625 DUE 01-15-2018 REG | | 2014-02-28 | 2014-03-31 |
| UNITED STATES TREAS NTS 0 125 04-15-2019 | | 2014-04-30 | 2014-05-30 |
| UNITED STATES TREAS NTS DTD 00131 2 5% DUE 07-15-2 | | 2013-07-31 | 2014-05-30 |
| US TSY INFL IX TREAS BD 0 625 01-15-2024NT DUE 01- | | 2014-05-30 | 2014-08-29 |
| US TREAS NTS INDEX LINKED 1 625 DUE 01-15-2018 REG | | 2014-02-28 | 2014-08-29 |
| UNITED STATES TREAS NTS | | 2009-08-26 | 2013-12-30 |
| US TREAS NTS TIPS 07-15-2022 07-15-2022 | | 2012-11-30 | 2013-12-30 |
| UNITED STATES TREAS NTS | | 2009-08-26 | 2014-01-31 |
| UNITED STATES TREAS NTS INDEX LINKED 01-15-2022 | | 2012-05-31 | 2014-02-28 |
| UNITED STATES TREAS NTS INDEX LINKED 2% DUE 01-15- | | 2009-08-26 | 2014-03-31 |
| UNITED STATES TREAS NTS INDEX LINKED 2 375 DUE 01- | | 2010-04-29 | 2014-03-31 |
| UNITED STATES OF AMER TREAS NOTES 1 25 07-15-202 | | 2010-07-30 | 2014-03-31 |
| US TREAS NTS TIPS DTD 07-15-2011 07-15-2021 | | 2011-09-29 | 2014-03-31 |
| UNITED STATES TREAS NTS DTD 00097 1 875%DUE 07-15- | | 2010-07-30 | 2014-04-30 |
| USA TREASURY NTS 0 5% TIPS 15/04/15 USD1000 04-15-201 | | 2010-04-29 | 2014-04-30 |
| US TREAS NTS TIPS DTD 07-15-2011 07-15-2021 | | 2011-09-29 | 2014-04-30 |

Form 990PF Part IV - Capital Gains and Losses for Tax on Investment Income - Columns a - d

| (a) List and describe the kind(s) of property sold (e g , real estate, 2-story brick warehouse, or common stock, 200 shs MLC Co) | (b) How acquired P—Purchase D—Donation | (c) Date acquired (mo , day, yr) | (d) Date sold (mo , day, yr) |
|---|--|--------------------------------------|----------------------------------|
| US TREAS NTS INDEX LINKED 2 125 01-15-2019 REG | | 2010-11-29 | 2014-05-30 |
| US TREAS NTS TIPS 07-15-2022 07-15-2022 | | 2012-11-30 | 2014-05-30 |
| UNITED STATES TREAS NTS DTD 00097 1 875%DUE 07-15- | | 2010-07-30 | 2014-07-31 |
| UNITED STATES TREAS NTS INDEX LINKED 01-15-2022 | | 2012-05-31 | 2014-08-29 |
| UNITED STATES TREAS NTS DTD 00131 2 5% DUE 07-15- | | 2013-07-31 | 2014-09-30 |
| US TREAS NTS INDEX LINKED NOTES 1 375 DUE 07-15-2018 | | 2010-05-24 | 2014-09-30 |
| UNITED STATES TREAS NTS DTD 01/15/2013 TIPS 01-15- | | 2013-03-28 | 2014-09-30 |
| UNITED STATES TREAS NTS INDEX LINKED 2% DUE 01-15- | | 2009-08-26 | 2014-11-26 |
| UNITED STATES OF AMER TREAS NOTES 1 25 07-15-202 | | 2010-07-30 | 2014-11-26 |
| PIMCO FDS PAC INVT MGMT SER LOW DURATION FD INSTL CL | | 2013-12-02 | 2013-11-29 |
| PIMCO FDS PAC INVT MGMT SER LOW DURATION FD INSTL CL | | 2013-12-16 | 2013-12-11 |
| PIMCO FDS PAC INVT MGMT SER LOW DURATION FD INSTL CL | | 2013-12-16 | 2013-11-29 |
| PIMCO FDS PAC INVT MGMT SER LOW DURATION FD INSTL CL | | 2014-01-13 | 2013-12-31 |
| PIMCO FDS PAC INVT MGMT SER LOW DURATION FD INSTL CL | | 2014-02-03 | 2014-01-31 |
| PIMCO FDS PAC INVT MGMT SER LOW DURATION FD INSTL CL | | 2014-04-01 | 2014-02-28 |
| PIMCO FDS PAC INVT MGMT SER LOW DURATION FD INSTL CL | | 2014-04-01 | 2014-03-31 |
| PIMCO FDS PAC INVT MGMT SER LOW DURATION FD INSTL CL | | 2014-05-05 | 2014-04-30 |
| PIMCO FDS PAC INVT MGMT SER LOW DURATION FD INSTL CL | | 2014-09-16 | 2014-05-30 |
| PIMCO FDS PAC INVT MGMT SER LOW DURATION FD INSTL CL | | 2014-11-13 | 2014-05-30 |
| PIMCO FDS PAC INVT MGMT SER LOW DURATION FD INSTL CL | | 2014-11-13 | 2014-09-30 |
| PIMCO FDS PAC INVT MGMT SER LOW DURATION FD INSTL CL | | 2014-11-13 | 2014-10-31 |
| PIMCO FDS PAC INVT MGMT SER LOW DURATION FD INSTL CL | | 2014-11-13 | 2014-06-30 |
| PIMCO FDS PAC INVT MGMT SER LOW DURATION FD INSTL CL | | 2014-11-13 | 2014-08-29 |
| PIMCO FDS PAC INVT MGMT SER LOW DURATION FD INSTL CL | | 2014-11-13 | 2014-07-31 |
| PIMCO FDS PAC INVT MGMT SER LOW DURATION FD INSTL CL | | 2013-12-16 | 2011-11-29 |
| PIMCO FDS PAC INVT MGMT SER LOW DURATION FD INSTL CL | | 2014-01-13 | 2011-11-29 |
| PIMCO FDS PAC INVT MGMT SER LOW DURATION FD INSTL CL | | 2014-02-03 | 2011-11-29 |
| PIMCO FDS PAC INVT MGMT SER LOW DURATION FD INSTL CL | | 2014-04-01 | 2011-11-29 |
| PIMCO FDS PAC INVT MGMT SER LOW DURATION FD INSTL CL | | 2014-04-28 | 2011-11-29 |
| PIMCO FDS PAC INVT MGMT SER LOW DURATION FD INSTL CL | | 2014-05-05 | 2011-11-29 |

Form 990PF Part IV - Capital Gains and Losses for Tax on Investment Income - Columns a - d

| (a) List and describe the kind(s) of property sold (e g , real estate, 2-story brick warehouse, or common stock, 200 shs MLC Co) | (b) How acquired P—Purchase D—Donation | (c) Date acquired (mo , day, yr) | (d) Date sold (mo , day, yr) |
|---|--|--------------------------------------|----------------------------------|
| PIMCO FDS PAC INVT MGMT SER LOW DURATION FD INSTL CL | | 2014-11-13 | 2011-11-29 |
| MFB NORTHERN FUNDS TAX ADVANTAGED ULTRA SHORT FIXED | | 2014-04-24 | 2014-04-28 |
| MFB NORTHERN FUNDS TAX ADVANTAGED ULTRA SHORT FIXED | | 2014-05-27 | 2014-09-16 |
| MFB NORTHERN FUNDS TAX ADVANTAGED ULTRA SHORT FIXED | | 2012-07-26 | 2013-12-02 |
| Silchester JET - Flow-thru from schedule K-1 | | 1999-12-30 | 1999-12-30 |
| Silchester JET - Flow-thru from schedule K-1 | | 1999-12-30 | 1999-12-30 |
| Capital Gains Dividends | P | | |

Form 990PF Part IV - Capital Gains and Losses for Tax on Investment Income - Columns e - h

| (e) Gross sales price | (f) Depreciation allowed (or allowable) | (g) Cost or other basis plus expense of sale | (h) Gain or (loss) (e) plus (f) minus (g) |
|-----------------------|--|---|--|
| 500 | | 446 | 54 |
| 4,088 | | 4,763 | -675 |
| 4,088 | | 4,613 | -525 |
| 12,263 | | 14,006 | -1,743 |
| 14,813 | | 14,813 | 0 |
| 5,038 | | 5,113 | -75 |
| 10,075 | | 10,200 | -125 |
| 17,550 | | 17,008 | 542 |
| 9,800 | | 10,400 | -600 |
| 15,188 | | 15,113 | 75 |
| 14,775 | | 15,563 | -788 |
| 5,013 | | 5,100 | -87 |
| 10,025 | | 10,050 | -25 |
| 1,267 | | 1,384 | -117 |
| 15,338 | | 15,019 | 319 |
| 14,775 | | 14,981 | -206 |
| 5,113 | | 5,000 | 113 |
| 15,319 | | 15,075 | 244 |
| 15,638 | | 15,113 | 525 |
| 10,725 | | 10,838 | -113 |
| 16,088 | | 17,025 | -937 |
| 6,075 | | 6,225 | -150 |
| 4,981 | | 5,150 | -169 |
| 5,673 | | 5,712 | -39 |
| 4,975 | | 4,975 | 0 |
| 14,925 | | 15,150 | -225 |
| 10,188 | | 10,475 | -287 |
| 15,206 | | 14,813 | 393 |
| 5,356 | | 5,100 | 256 |
| 5,431 | | 5,250 | 181 |

Form 990PF Part IV - Capital Gains and Losses for Tax on Investment Income - Columns e - h

| (e) Gross sales price | (f) Depreciation allowed (or allowable) | (g) Cost or other basis plus expense of sale | (h) Gain or (loss) (e) plus (f) minus (g) |
|-----------------------|--|---|--|
| 5,238 | | 5,375 | -137 |
| 10,475 | | 10,450 | 25 |
| 9,800 | | 9,906 | -106 |
| 12,675 | | 12,750 | -75 |
| 4,225 | | 4,225 | 0 |
| 5,163 | | 5,238 | -75 |
| 10,325 | | 10,275 | 50 |
| 15,863 | | 14,735 | 1,128 |
| 5,228 | | 5,181 | 47 |
| 5,228 | | 5,231 | -3 |
| 15,684 | | 15,638 | 46 |
| 15,338 | | 15,600 | -262 |
| 4,988 | | 5,050 | -62 |
| 5,000 | | 4,963 | 37 |
| 10,000 | | 10,100 | -100 |
| 5,538 | | 5,388 | 150 |
| 5,513 | | 5,525 | -12 |
| 5,538 | | 5,388 | 150 |
| 15,000 | | 15,825 | -825 |
| 21,250 | | 20,750 | 500 |
| 15,338 | | 15,000 | 338 |
| 5,400 | | 5,375 | 25 |
| 19,600 | | 19,650 | -50 |
| 5,400 | | 5,600 | -200 |
| 11,505 | | 11,063 | 442 |
| 5,531 | | 5,469 | 62 |
| 5,475 | | 5,513 | -38 |
| 5,300 | | 5,250 | 50 |
| 4,819 | | 5,025 | -206 |
| 24,094 | | 26,500 | -2,406 |

Form 990PF Part IV - Capital Gains and Losses for Tax on Investment Income - Columns e - h

| (e) Gross sales price | (f) Depreciation allowed (or allowable) | (g) Cost or other basis plus expense of sale | (h) Gain or (loss) (e) plus (f) minus (g) |
|-----------------------|--|---|--|
| 14,175 | | 15,413 | -1,238 |
| 21,500 | | 21,800 | -300 |
| 4,306 | | 5,138 | -832 |
| 21,400 | | 22,000 | -600 |
| 10,325 | | 10,500 | -175 |
| 15,488 | | 15,825 | -337 |
| 13,106 | | 16,125 | -3,019 |
| 10,400 | | 10,450 | -50 |
| 5,200 | | 5,250 | -50 |
| 5,403 | | 5,388 | 15 |
| 16,209 | | 16,500 | -291 |
| 14,333 | | 15,825 | -1,492 |
| 5,300 | | 5,388 | -88 |
| 10,600 | | 10,450 | 150 |
| 5,363 | | 5,563 | -200 |
| 10,725 | | 11,075 | -350 |
| 15,971 | | 16,275 | -304 |
| 17,804 | | 20,000 | -2,196 |
| 11,550 | | 12,956 | -1,406 |
| 21,206 | | 21,725 | -519 |
| 5,438 | | 5,563 | -125 |
| 10,875 | | 11,275 | -400 |
| 5,363 | | 5,513 | -150 |
| 3,218 | | 3,278 | -60 |
| 5,125 | | 5,338 | -213 |
| 7,230 | | 7,080 | 150 |
| 16,433 | | 16,200 | 233 |
| 11,155 | | 11,263 | -108 |
| 15,840 | | 15,938 | -98 |
| 15,794 | | 15,638 | 156 |

Form 990PF Part IV - Capital Gains and Losses for Tax on Investment Income - Columns e - h

| (e) Gross sales price | (f) Depreciation allowed (or allowable) | (g) Cost or other basis plus expense of sale | (h) Gain or (loss) (e) plus (f) minus (g) |
|-----------------------|--|---|--|
| 10,827 | | 10,675 | 152 |
| 11,275 | | 11,625 | -350 |
| 15,233 | | 14,775 | 458 |
| 5,214 | | 5,275 | -61 |
| 10,638 | | 10,763 | -125 |
| 15,679 | | 16,013 | -334 |
| 11,133 | | 11,225 | -92 |
| 9,315 | | 9,825 | -510 |
| 15,797 | | 15,619 | 178 |
| 10,628 | | 10,900 | -272 |
| 10,500 | | 10,775 | -275 |
| 10,630 | | 10,988 | -358 |
| 11,127 | | 11,063 | 64 |
| 10,751 | | 10,900 | -149 |
| 10,500 | | 10,700 | -200 |
| 10,289 | | 10,600 | -311 |
| 11,313 | | 10,975 | 338 |
| 10,625 | | 11,125 | -500 |
| 5,352 | | 5,000 | 352 |
| 5,352 | | 5,325 | 27 |
| 5,150 | | 5,163 | -13 |
| 5,150 | | 5,238 | -88 |
| 10,605 | | 9,846 | 759 |
| 9,950 | | 10,000 | -50 |
| 5,265 | | 5,225 | 40 |
| 5,250 | | 5,256 | -6 |
| 5,228 | | 5,175 | 53 |
| 10,305 | | 10,113 | 192 |
| 5,106 | | 5,044 | 62 |
| 5,025 | | 5,000 | 25 |

Form 990PF Part IV - Capital Gains and Losses for Tax on Investment Income - Columns e - h

| (e) Gross sales price | (f) Depreciation allowed (or allowable) | (g) Cost or other basis plus expense of sale | (h) Gain or (loss) (e) plus (f) minus (g) |
|-----------------------|--|---|--|
| 10,655 | | 10,875 | -220 |
| 5,126 | | 5,000 | 126 |
| 10,377 | | 9,490 | 887 |
| 13,310 | | 20,700 | -7,390 |
| 11,730 | | 11,730 | 0 |
| 4,428 | | 4,713 | -285 |
| 13,283 | | 15,075 | -1,792 |
| 3,700 | | 5,188 | -1,488 |
| 4,850 | | 5,288 | -438 |
| 10,225 | | 10,488 | -263 |
| 5,501 | | 5,675 | -174 |
| 5,701 | | 7,325 | -1,624 |
| 9,575 | | 10,175 | -600 |
| 14,183 | | 16,013 | -1,830 |
| 5,281 | | 5,000 | 281 |
| 3,501 | | 4,750 | -1,249 |
| 3,501 | | 3,900 | -399 |
| 10,502 | | 15,019 | -4,517 |
| 9,790 | | 9,988 | -198 |
| 10,800 | | 11,050 | -250 |
| 8,800 | | 10,000 | -1,200 |
| 15,844 | | 15,881 | -37 |
| 4,900 | | 5,069 | -169 |
| 9,800 | | 10,000 | -200 |
| 31,639 | | 31,125 | 514 |
| 5,350 | | 5,138 | 212 |
| 10,700 | | 10,225 | 475 |
| 10,700 | | 10,275 | 425 |
| 5,025 | | 5,000 | 25 |
| 5,025 | | 5,094 | -69 |

Form 990PF Part IV - Capital Gains and Losses for Tax on Investment Income - Columns e - h

| (e) Gross sales price | (f) Depreciation allowed (or allowable) | (g) Cost or other basis plus expense of sale | (h) Gain or (loss) (e) plus (f) minus (g) |
|-----------------------|--|---|--|
| 14,700 | | 15,169 | -469 |
| 29,888 | | 30,450 | -562 |
| 7,888 | | 7,234 | 654 |
| 10,050 | | 10,075 | -25 |
| 20,100 | | 20,700 | -600 |
| 10,475 | | 10,550 | -75 |
| 15,713 | | 15,900 | -187 |
| 15,356 | | 15,263 | 93 |
| 5,900 | | 5,063 | 837 |
| 10,900 | | 10,013 | 887 |
| 5,369 | | 4,870 | 499 |
| 5,369 | | 5,113 | 256 |
| 2,060 | | 2,248 | -188 |
| 10,738 | | 9,741 | 997 |
| 10,738 | | 9,443 | 1,295 |
| 10,975 | | 10,763 | 212 |
| 2,060 | | 1,958 | 102 |
| 16,322 | | 16,350 | -28 |
| 15,214 | | 16,088 | -874 |
| 13,658 | | 12,791 | 867 |
| 11,613 | | 10,125 | 1,488 |
| 2,873 | | 2,516 | 357 |
| 5,746 | | 5,057 | 689 |
| 7,785 | | 6,885 | 900 |
| 17,963 | | 17,438 | 525 |
| 5,475 | | 5,175 | 300 |
| 5,450 | | 5,500 | -50 |
| 21,400 | | 21,000 | 400 |
| 24,875 | | 26,281 | -1,406 |
| 21,531 | | 25,344 | -3,813 |

Form 990PF Part IV - Capital Gains and Losses for Tax on Investment Income - Columns e - h

| (e) Gross sales price | (f) Depreciation allowed (or allowable) | (g) Cost or other basis plus expense of sale | (h) Gain or (loss) (e) plus (f) minus (g) |
|-----------------------|--|---|--|
| 5,500 | | 5,425 | 75 |
| 16,500 | | 16,313 | 187 |
| 5,600 | | 5,025 | 575 |
| 11,200 | | 10,500 | 700 |
| 10,950 | | 10,463 | 487 |
| 7,245 | | 7,470 | -225 |
| 15,900 | | 15,825 | 75 |
| 5,290 | | 5,000 | 290 |
| 10,580 | | 10,100 | 480 |
| 15,945 | | 16,388 | -443 |
| 5,277 | | 5,000 | 277 |
| 5,277 | | 5,306 | -29 |
| 16,065 | | 15,150 | 915 |
| 15,285 | | 15,150 | 135 |
| 5,240 | | 5,013 | 227 |
| 10,480 | | 10,425 | 55 |
| 5,475 | | 5,475 | 0 |
| 5,475 | | 5,550 | -75 |
| 5,475 | | 5,519 | -44 |
| 5,425 | | 5,500 | -75 |
| 10,850 | | 10,975 | -125 |
| 4,919 | | 5,150 | -231 |
| 9,838 | | 10,050 | -212 |
| 15,488 | | 15,206 | 282 |
| 15,554 | | 15,413 | 141 |
| 1,073 | | 1,065 | 8 |
| 1,907 | | 1,787 | 120 |
| 4,528 | | 4,243 | 285 |
| 10,250 | | 10,100 | 150 |
| 14,400 | | 14,733 | -333 |

Form 990PF Part IV - Capital Gains and Losses for Tax on Investment Income - Columns e - h

| (e) Gross sales price | (f) Depreciation allowed (or allowable) | (g) Cost or other basis plus expense of sale | (h) Gain or (loss) (e) plus (f) minus (g) |
|-----------------------|--|---|--|
| 4,820 | | 4,980 | -160 |
| 6,025 | | 6,225 | -200 |
| 16,856 | | 16,913 | -57 |
| 5,578 | | 4,975 | 603 |
| 15,308 | | 15,450 | -142 |
| 5,431 | | 5,625 | -194 |
| 10,863 | | 11,350 | -487 |
| 10,740 | | 10,275 | 465 |
| 10,500 | | 10,325 | 175 |
| 10,427 | | 10,500 | -73 |
| 15,000 | | 14,925 | 75 |
| 5,200 | | 5,425 | -225 |
| 5,200 | | 5,400 | -200 |
| 10,288 | | 10,313 | -25 |
| 11,175 | | 10,325 | 850 |
| 10,155 | | 9,798 | 357 |
| 5,306 | | 5,138 | 168 |
| 5,306 | | 5,256 | 50 |
| 10,663 | | 10,700 | -37 |
| 10,745 | | 10,925 | -180 |
| 11,577 | | 11,888 | -311 |
| 11,375 | | 11,300 | 75 |
| 5,065 | | 5,275 | -210 |
| 10,131 | | 10,500 | -369 |
| 5,275 | | 5,619 | -344 |
| 10,520 | | 10,700 | -180 |
| 10,800 | | 11,125 | -325 |
| 9,600 | | 9,906 | -306 |
| 10,130 | | 10,000 | 130 |
| 10,200 | | 10,050 | 150 |

Form 990PF Part IV - Capital Gains and Losses for Tax on Investment Income - Columns e - h

| (e) Gross sales price | (f) Depreciation allowed (or allowable) | (g) Cost or other basis plus expense of sale | (h) Gain or (loss) (e) plus (f) minus (g) |
|-----------------------|--|---|--|
| 10,926 | | 10,050 | 876 |
| 10,630 | | 10,487 | 143 |
| 10,330 | | 10,725 | -395 |
| 5,300 | | 5,469 | -169 |
| 5,300 | | 5,313 | -13 |
| 9,680 | | 10,600 | -920 |
| 10,210 | | 10,313 | -103 |
| 10,705 | | 10,738 | -33 |
| 5,363 | | 5,388 | -25 |
| 5,567 | | 5,106 | 461 |
| 5,031 | | 5,056 | -25 |
| 5,414 | | 5,025 | 389 |
| 5,675 | | 5,413 | 262 |
| 5,403 | | 5,175 | 228 |
| 5,290 | | 5,450 | -160 |
| 5,375 | | 5,006 | 369 |
| 10,663 | | 10,475 | 188 |
| 9,963 | | 9,995 | -32 |
| 5,202 | | 5,000 | 202 |
| 5,044 | | 4,877 | 167 |
| 5,264 | | 5,200 | 64 |
| 14,850 | | 15,263 | -413 |
| 5,355 | | 5,413 | -58 |
| 5,200 | | 4,925 | 275 |
| 5,200 | | 5,125 | 75 |
| 10,300 | | 10,450 | -150 |
| 5,150 | | 5,231 | -81 |
| 5,150 | | 5,375 | -225 |
| 5,150 | | 5,363 | -213 |
| 10,127 | | 10,200 | -73 |

Form 990PF Part IV - Capital Gains and Losses for Tax on Investment Income - Columns e - h

| (e) Gross sales price | (f) Depreciation allowed (or allowable) | (g) Cost or other basis plus expense of sale | (h) Gain or (loss) (e) plus (f) minus (g) |
|-----------------------|--|---|--|
| 9,700 | | 10,725 | -1,025 |
| 10,902 | | 10,825 | 77 |
| 5,419 | | 5,400 | 19 |
| 10,838 | | 10,100 | 738 |
| 5,501 | | 5,125 | 376 |
| 5,501 | | 5,825 | -324 |
| 5,101 | | 5,413 | -312 |
| 10,201 | | 10,775 | -574 |
| 4,825 | | 5,025 | -200 |
| 9,650 | | 10,200 | -550 |
| 9,755 | | 10,050 | -295 |
| 5,475 | | 5,400 | 75 |
| 5,300 | | 5,313 | -13 |
| 23,914 | | 27,323 | -3,409 |
| 18,197 | | 18,409 | -212 |
| 20,749 | | 20,576 | 173 |
| 19,085 | | 19,466 | -381 |
| 15,888 | | 15,888 | 0 |
| 12,246 | | 12,483 | -237 |
| 31,510 | | 30,596 | 914 |
| 29,218 | | 33,445 | -4,227 |
| 175,983 | | 170,755 | 5,228 |
| 45,971 | | 49,561 | -3,590 |
| 25,028 | | 23,969 | 1,059 |
| 12,716 | | 12,668 | 48 |
| 11,572 | | 10,836 | 736 |
| 10,695 | | 10,946 | -251 |
| 12,634 | | 12,908 | -274 |
| 143,491 | | 141,248 | 2,243 |
| 10,807 | | 10,984 | -177 |

Form 990PF Part IV - Capital Gains and Losses for Tax on Investment Income - Columns e - h

| (e) Gross sales price | (f) Depreciation allowed (or allowable) | (g) Cost or other basis plus expense of sale | (h) Gain or (loss) (e) plus (f) minus (g) |
|-----------------------|--|---|--|
| 12,411 | | 12,267 | 144 |
| 43,444 | | 47,300 | -3,856 |
| 164,180 | | 167,801 | -3,621 |
| 36,989 | | 39,281 | -2,292 |
| 18,785 | | 19,619 | -834 |
| 35,238 | | 33,905 | 1,333 |
| 44,978 | | 49,964 | -4,986 |
| 43,177 | | 42,672 | 505 |
| 35,010 | | 33,054 | 1,956 |
| 500 | | 501 | -1 |
| 996 | | 997 | -1 |
| 3,258 | | 3,268 | -10 |
| 1,027 | | 1,025 | 2 |
| 955 | | 953 | 2 |
| 1,223 | | 1,229 | -6 |
| 1,803 | | 1,801 | 2 |
| 1,777 | | 1,779 | -2 |
| 1,000 | | 1,006 | -6 |
| 892 | | 898 | -6 |
| 1,260 | | 1,258 | 2 |
| 1,424 | | 1,425 | -1 |
| 1,455 | | 1,463 | -8 |
| 1,618 | | 1,623 | -5 |
| 1,701 | | 1,701 | 0 |
| 85,115 | | 84,539 | 576 |
| 132,220 | | 131,326 | 894 |
| 66,575 | | 65,997 | 578 |
| 66,925 | | 66,473 | 452 |
| 500 | | 497 | 3 |
| 65,393 | | 64,951 | 442 |

Form 990PF Part IV - Capital Gains and Losses for Tax on Investment Income - Columns e - h

| (e) Gross sales price | (f) Depreciation allowed (or allowable) | (g) Cost or other basis plus expense of sale | (h) Gain or (loss) (e) plus (f) minus (g) |
|-----------------------|--|---|--|
| 521,650 | | 519,628 | 2,022 |
| 250 | | 250 | 0 |
| 500 | | 500 | 0 |
| 250 | | 250 | 0 |
| 20,608 | | | 20,608 |
| 181,847 | | | 181,847 |
| 940,800 | | | 940,800 |

Form 990PF Part IV - Capital Gains and Losses for Tax on Investment Income - Columns i - l

| Complete only for assets showing gain in column (h) and owned by the foundation on 12/31/69 | | | (l) Gains (Col (h) gain minus col (k), but not less than -0-) or Losses (from col (h)) |
|---|-----------------------------------|--|--|
| (i) F M V as of 12/31/69 | (j) Adjusted basis as of 12/31/69 | (k) Excess of col (i) over col (j), if any | |
| | | | 54 |
| | | | -675 |
| | | | -525 |
| | | | -1,743 |
| | | | 0 |
| | | | -75 |
| | | | -125 |
| | | | 542 |
| | | | -600 |
| | | | 75 |
| | | | -788 |
| | | | -87 |
| | | | -25 |
| | | | -117 |
| | | | 319 |
| | | | -206 |
| | | | 113 |
| | | | 244 |
| | | | 525 |
| | | | -113 |
| | | | -937 |
| | | | -150 |
| | | | -169 |
| | | | -39 |
| | | | 0 |
| | | | -225 |
| | | | -287 |
| | | | 393 |
| | | | 256 |
| | | | 181 |

Form 990PF Part IV - Capital Gains and Losses for Tax on Investment Income - Columns i - l

| Complete only for assets showing gain in column (h) and owned by the foundation on 12/31/69 | | | (l) Gains (Col (h) gain minus col (k), but not less than -0-) or Losses (from col (h)) |
|---|-----------------------------------|--|--|
| (i) F M V as of 12/31/69 | (j) Adjusted basis as of 12/31/69 | (k) Excess of col (i) over col (j), if any | |
| | | | -137 |
| | | | 25 |
| | | | -106 |
| | | | -75 |
| | | | 0 |
| | | | -75 |
| | | | 50 |
| | | | 1,128 |
| | | | 47 |
| | | | -3 |
| | | | 46 |
| | | | -262 |
| | | | -62 |
| | | | 37 |
| | | | -100 |
| | | | 150 |
| | | | -12 |
| | | | 150 |
| | | | -825 |
| | | | 500 |
| | | | 338 |
| | | | 25 |
| | | | -50 |
| | | | -200 |
| | | | 442 |
| | | | 62 |
| | | | -38 |
| | | | 50 |
| | | | -206 |
| | | | -2,406 |

Form 990PF Part IV - Capital Gains and Losses for Tax on Investment Income - Columns i - l

| Complete only for assets showing gain in column (h) and owned by the foundation on 12/31/69 | | | (l) Gains (Col (h) gain minus col (k), but not less than -0-) or Losses (from col (h)) |
|---|-----------------------------------|--|--|
| (i) F M V as of 12/31/69 | (j) Adjusted basis as of 12/31/69 | (k) Excess of col (i) over col (j), if any | |
| | | | -1,238 |
| | | | -300 |
| | | | -832 |
| | | | -600 |
| | | | -175 |
| | | | -337 |
| | | | -3,019 |
| | | | -50 |
| | | | -50 |
| | | | 15 |
| | | | -291 |
| | | | -1,492 |
| | | | -88 |
| | | | 150 |
| | | | -200 |
| | | | -350 |
| | | | -304 |
| | | | -2,196 |
| | | | -1,406 |
| | | | -519 |
| | | | -125 |
| | | | -400 |
| | | | -150 |
| | | | -60 |
| | | | -213 |
| | | | 150 |
| | | | 233 |
| | | | -108 |
| | | | -98 |
| | | | 156 |

Form 990PF Part IV - Capital Gains and Losses for Tax on Investment Income - Columns i - l

| Complete only for assets showing gain in column (h) and owned by the foundation on 12/31/69 | | | (l) Gains (Col (h) gain minus col (k), but not less than -0-) or Losses (from col (h)) |
|---|-----------------------------------|--|--|
| (i) F M V as of 12/31/69 | (j) Adjusted basis as of 12/31/69 | (k) Excess of col (i) over col (j), if any | |
| | | | 152 |
| | | | -350 |
| | | | 458 |
| | | | -61 |
| | | | -125 |
| | | | -334 |
| | | | -92 |
| | | | -510 |
| | | | 178 |
| | | | -272 |
| | | | -275 |
| | | | -358 |
| | | | 64 |
| | | | -149 |
| | | | -200 |
| | | | -311 |
| | | | 338 |
| | | | -500 |
| | | | 352 |
| | | | 27 |
| | | | -13 |
| | | | -88 |
| | | | 759 |
| | | | -50 |
| | | | 40 |
| | | | -6 |
| | | | 53 |
| | | | 192 |
| | | | 62 |
| | | | 25 |

Form 990PF Part IV - Capital Gains and Losses for Tax on Investment Income - Columns i - l

| Complete only for assets showing gain in column (h) and owned by the foundation on 12/31/69 | | | (l) Gains (Col (h) gain minus col (k), but not less than -0-) or Losses (from col (h)) |
|---|-----------------------------------|--|--|
| (i) F M V as of 12/31/69 | (j) Adjusted basis as of 12/31/69 | (k) Excess of col (i) over col (j), if any | |
| | | | -220 |
| | | | 126 |
| | | | 887 |
| | | | -7,390 |
| | | | 0 |
| | | | -285 |
| | | | -1,792 |
| | | | -1,488 |
| | | | -438 |
| | | | -263 |
| | | | -174 |
| | | | -1,624 |
| | | | -600 |
| | | | -1,830 |
| | | | 281 |
| | | | -1,249 |
| | | | -399 |
| | | | -4,517 |
| | | | -198 |
| | | | -250 |
| | | | -1,200 |
| | | | -37 |
| | | | -169 |
| | | | -200 |
| | | | 514 |
| | | | 212 |
| | | | 475 |
| | | | 425 |
| | | | 25 |
| | | | -69 |

Form 990PF Part IV - Capital Gains and Losses for Tax on Investment Income - Columns i - l

| Complete only for assets showing gain in column (h) and owned by the foundation on 12/31/69 | | | (l) Gains (Col (h) gain minus col (k), but not less than -0-) or Losses (from col (h)) |
|---|-----------------------------------|--|--|
| (i) F M V as of 12/31/69 | (j) Adjusted basis as of 12/31/69 | (k) Excess of col (i) over col (j), if any | |
| | | | -469 |
| | | | -562 |
| | | | 654 |
| | | | -25 |
| | | | -600 |
| | | | -75 |
| | | | -187 |
| | | | 93 |
| | | | 837 |
| | | | 887 |
| | | | 499 |
| | | | 256 |
| | | | -188 |
| | | | 997 |
| | | | 1,295 |
| | | | 212 |
| | | | 102 |
| | | | -28 |
| | | | -874 |
| | | | 867 |
| | | | 1,488 |
| | | | 357 |
| | | | 689 |
| | | | 900 |
| | | | 525 |
| | | | 300 |
| | | | -50 |
| | | | 400 |
| | | | -1,406 |
| | | | -3,813 |

Form 990PF Part IV - Capital Gains and Losses for Tax on Investment Income - Columns i - l

| Complete only for assets showing gain in column (h) and owned by the foundation on 12/31/69 | | | (l) Gains (Col (h) gain minus col (k), but not less than -0-) or Losses (from col (h)) |
|---|-----------------------------------|--|--|
| (i) F M V as of 12/31/69 | (j) Adjusted basis as of 12/31/69 | (k) Excess of col (i) over col (j), if any | |
| | | | 75 |
| | | | 187 |
| | | | 575 |
| | | | 700 |
| | | | 487 |
| | | | -225 |
| | | | 75 |
| | | | 290 |
| | | | 480 |
| | | | -443 |
| | | | 277 |
| | | | -29 |
| | | | 915 |
| | | | 135 |
| | | | 227 |
| | | | 55 |
| | | | 0 |
| | | | -75 |
| | | | -44 |
| | | | -75 |
| | | | -125 |
| | | | -231 |
| | | | -212 |
| | | | 282 |
| | | | 141 |
| | | | 8 |
| | | | 120 |
| | | | 285 |
| | | | 150 |
| | | | -333 |

Form 990PF Part IV - Capital Gains and Losses for Tax on Investment Income - Columns i - l

| Complete only for assets showing gain in column (h) and owned by the foundation on 12/31/69 | | | (l) Gains (Col (h) gain minus col (k), but not less than -0-) or Losses (from col (h)) |
|---|-----------------------------------|--|--|
| (i) F M V as of 12/31/69 | (j) Adjusted basis as of 12/31/69 | (k) Excess of col (i) over col (j), if any | |
| | | | -160 |
| | | | -200 |
| | | | -57 |
| | | | 603 |
| | | | -142 |
| | | | -194 |
| | | | -487 |
| | | | 465 |
| | | | 175 |
| | | | -73 |
| | | | 75 |
| | | | -225 |
| | | | -200 |
| | | | -25 |
| | | | 850 |
| | | | 357 |
| | | | 168 |
| | | | 50 |
| | | | -37 |
| | | | -180 |
| | | | -311 |
| | | | 75 |
| | | | -210 |
| | | | -369 |
| | | | -344 |
| | | | -180 |
| | | | -325 |
| | | | -306 |
| | | | 130 |
| | | | 150 |

Form 990PF Part IV - Capital Gains and Losses for Tax on Investment Income - Columns i - l

| Complete only for assets showing gain in column (h) and owned by the foundation on 12/31/69 | | | (l) Gains (Col (h) gain minus col (k), but not less than -0-) or Losses (from col (h)) |
|---|-----------------------------------|--|--|
| (i) F M V as of 12/31/69 | (j) Adjusted basis as of 12/31/69 | (k) Excess of col (i) over col (j), if any | |
| | | | 876 |
| | | | 143 |
| | | | -395 |
| | | | -169 |
| | | | -13 |
| | | | -920 |
| | | | -103 |
| | | | -33 |
| | | | -25 |
| | | | 461 |
| | | | -25 |
| | | | 389 |
| | | | 262 |
| | | | 228 |
| | | | -160 |
| | | | 369 |
| | | | 188 |
| | | | -32 |
| | | | 202 |
| | | | 167 |
| | | | 64 |
| | | | -413 |
| | | | -58 |
| | | | 275 |
| | | | 75 |
| | | | -150 |
| | | | -81 |
| | | | -225 |
| | | | -213 |
| | | | -73 |

Form 990PF Part IV - Capital Gains and Losses for Tax on Investment Income - Columns i - l

| Complete only for assets showing gain in column (h) and owned by the foundation on 12/31/69 | | | (l) Gains (Col (h) gain minus col (k), but not less than -0-) or Losses (from col (h)) |
|---|-----------------------------------|--|--|
| (i) F M V as of 12/31/69 | (j) Adjusted basis as of 12/31/69 | (k) Excess of col (i) over col (j), if any | |
| | | | -1,025 |
| | | | 77 |
| | | | 19 |
| | | | 738 |
| | | | 376 |
| | | | -324 |
| | | | -312 |
| | | | -574 |
| | | | -200 |
| | | | -550 |
| | | | -295 |
| | | | 75 |
| | | | -13 |
| | | | -3,409 |
| | | | -212 |
| | | | 173 |
| | | | -381 |
| | | | 0 |
| | | | -237 |
| | | | 914 |
| | | | -4,227 |
| | | | 5,228 |
| | | | -3,590 |
| | | | 1,059 |
| | | | 48 |
| | | | 736 |
| | | | -251 |
| | | | -274 |
| | | | 2,243 |
| | | | -177 |

Form 990PF Part IV - Capital Gains and Losses for Tax on Investment Income - Columns i - l

| Complete only for assets showing gain in column (h) and owned by the foundation on 12/31/69 | | | (l) Gains (Col (h) gain minus col (k), but not less than -0-) or Losses (from col (h)) |
|---|-----------------------------------|--|--|
| (i) F M V as of 12/31/69 | (j) Adjusted basis as of 12/31/69 | (k) Excess of col (i) over col (j), if any | |
| | | | 144 |
| | | | -3,856 |
| | | | -3,621 |
| | | | -2,292 |
| | | | -834 |
| | | | 1,333 |
| | | | -4,986 |
| | | | 505 |
| | | | 1,956 |
| | | | -1 |
| | | | -1 |
| | | | -10 |
| | | | 2 |
| | | | 2 |
| | | | -6 |
| | | | 2 |
| | | | -2 |
| | | | -6 |
| | | | -6 |
| | | | 2 |
| | | | -1 |
| | | | -8 |
| | | | -5 |
| | | | 0 |
| | | | 576 |
| | | | 894 |
| | | | 578 |
| | | | 452 |
| | | | 3 |
| | | | 442 |


Form 990PF Part IV - Capital Gains and Losses for Tax on Investment Income - Columns i - l

| Complete only for assets showing gain in column (h) and owned by the foundation on 12/31/69 | | | (l) Gains (Col (h) gain minus col (k), but not less than -0-) or Losses (from col (h)) |
|---|-----------------------------------|--|--|
| (i) F M V as of 12/31/69 | (j) Adjusted basis as of 12/31/69 | (k) Excess of col (i) over col (j), if any | |
| | | | 2,022 |
| | | | 0 |
| | | | 0 |
| | | | 0 |
| | | | 20,608 |
| | | | 181,847 |
| | | | 940,800 |


Form 990PF Part XV Line 1a - List any managers of the foundation who have contributed more than 2% of the total contributions received by the foundation before the close of any tax year (but only if they have contributed more than \$5,000).

| |
|-----------------|
| Penelope Stamps |
| E Roe Stamps IV |


Form 990PF Part XV Line 3 - Grants and Contributions Paid During the Year or Approved for Future Payment

| Recipient | If recipient is an individual, show any relationship to any foundation manager or substantial contributor | Foundation status of recipient | Purpose of grant or contribution | Amount |
|--|---|--------------------------------|----------------------------------|-----------|
| Name and address (home or business) | | | | |
| a <i>Paid during the year</i> | | | | |
| Adrienne Arscht Center Performing Arts 1300 Biscayne Boulevard Miami, FL 33132 | None | Public Charity | Unrestricted Donation | 5,000 |
| American Red Cross 335 DE 27th Avenue Miami, FL 33135 | None | Public Charity | Unrestricted Donation | 25,110 |
| Chapman Partnership 1550 North Miami Avenue Miami, FL 33136 | None | Public Charity | Unrestricted Donation | 24,000 |
| Chicago Community Trust 111 East Wacker Drive Suite 1400 Chicago, IL 60601 | None | Public Charity | Unrestricted Donation | 4,215,948 |
| Elizabethtown College One Alpha Drive Elizabethtown, PA 170222298 | None | Public Charity | Unrestricted Donation | 3,470 |
| Fairchild Tropical Garden 10901 Old Cutler Road Coral Gables, FL 331564296 | None | Public Charity | Unrestricted Donation | 28,200 |
| Friends Of Norris Cotton Cancer Center PO Box 1098 Norwich, VT 05055 | None | Public Charity | Unrestricted Donation | 250 |
| Frost School Of Music (Univ of Miami) PO Box 248165 Coral Gables, FL 331247610 | None | Public Charity | Unrestricted Donation | 4,896 |
| Georgia Tech Foundation 177 North Avenue Atlanta, GA 303320220 | None | Public Charity | Unrestricted Donation | 1,000 |
| Greater Greenville Dev Foundation PO Box 422 Greenville, MS 387020422 | None | Public Charity | Unrestricted Donation | 2,500 |
| Guardian Recovery Network 3333 South Congress Avenue Suite 402 Delray Beach, FL 33445 | None | Public Charity | Unrestricted Donation | 100 |
| Humane Society of Greater Miami 16101 West Dixie Hwy North Miami Beach, FL 33160 | None | Public Charity | Unrestricted Donation | 28,400 |
| Hurricane Island Outward Bound School 39 Mechanic Street Camden, ME 04843 | None | Public Charity | Unrestricted Donation | 9,023 |
| Kampong of the National Tropical Forest 4013 Douglas Road Coconut Grove, FL 33133 | None | Public Charity | Unrestricted Donation | 1,500 |
| Keys Children's Foundation 24 Dockside Lane PMB 139 Key Largo, FL 33037 | None | Public Charity | Unrestricted Donation | 1,000 |
| Total  3a | | | | 4,620,856 |


Form 990PF Part XV Line 3 - Grants and Contributions Paid During the Year or Approved for Future Payment

| Recipient | If recipient is an individual, show any relationship to any foundation manager or substantial contributor | Foundation status of recipient | Purpose of grant or contribution | Amount |
|--|---|--------------------------------|----------------------------------|-----------|
| Name and address (home or business) | | | | |
| a <i>Paid during the year</i> | | | | |
| Louisiana State University Office of Accounting Services Baton Rouge, LA 708032901 | None | Public Charity | Unrestricted Donation | 22,137 |
| Lowe Art Museum Univ of Miami 1301 Stanford Drive Coral Gables, FL 33124 | None | Public Charity | Unrestricted Donation | 1,000 |
| Lucy Mackenzie Humane Society 4832 Route 44 West Windsor, VT 05037 | None | Public Charity | Unrestricted Donation | 1,000 |
| Memorial Sloan Kettering Cancer Center 1275 York Avenue New York, NY 10065 | None | Public Charity | Unrestricted Donation | 1,000 |
| Mercer University 1400 Coleman Avenue Macon, GA 31207 | None | Public Charity | Unrestricted Donation | 3,944 |
| Miami Lighthouse For The Blind 601 Southwest Eighth Avenue Miami, FL 33130 | None | Public Charity | Unrestricted Donation | 33,333 |
| Miami University 301 S Campus Avenue Rm 121 Oxford, OH 450563427 | None | Public Charity | Unrestricted Donation | 19,054 |
| Museum Of Modern Art 11 West 53rd Street New York, NY 10019 | None | Public Charity | Unrestricted Donation | 85 |
| National MS Society 3201 West Commercial Blvd 127 Fort Lauderdale, FL 33309 | None | Public Charity | Unrestricted Donation | 100 |
| National Young Arts Foundation 2100 Biscayne Boulevard Miami, FL 33137 | None | Public Charity | Unrestricted Donation | 3,000 |
| Norton Museum of Art 1451 S Olive Avenue West Palm Beach, FL 33401 | None | Public Charity | Unrestricted Donation | 1,000 |
| Oberlin College 52 W Lorain Street Oberlin, OH 44074 | None | Public Charity | Unrestricted Donation | 15,500 |
| Ocean Reef Chapel Foundation 32 Ocean Reef Drive Key Largo, FL 33037 | None | Public Charity | Unrestricted Donation | 500 |
| Ocean Reef Community Foundation 200 Anchor Drive Key Largo, FL 33037 | None | Public Charity | Unrestricted Donation | 375 |
| ORCAT 97 S Harbor Drive Key Largo, FL 33037 | None | Public Charity | Unrestricted Donation | 9,786 |
| Total  3a | | | | 4,620,856 |

Form 990PF Part XV Line 3 - Grants and Contributions Paid During the Year or Approved for Future Payment

| Recipient | If recipient is an individual, show any relationship to any foundation manager or substantial contributor | Foundation status of recipient | Purpose of grant or contribution | Amount |
|--|---|--------------------------------|----------------------------------|-----------|
| Name and address (home or business) | | | | |
| a Paid during the year | | | | |
| Patricia & Phillip Frost Museum Of Science 3280 South Miami Avenue Miami, FL 33129 | None | Public Charity | Unrestricted Donation | 10,000 |
| Sally Ride Pancreatic Research Foundation 9500 Gilman Dr 0853 La Jolla, CA 920930853 | None | Public Charity | Unrestricted Donation | 1,000 |
| The Vizcayans 3251 South Miami Avenue Miami, FL 33129 | None | Public Charity | Unrestricted Donation | 225 |
| UCLA 1309 Murphy Hall - Box 951413 Los Angeles, CA 900951413 | None | Public Charity | Unrestricted Donation | 7,062 |
| UConn Foundation 2390 Alumni Drive Unit 3206 Storrs, CT 062693206 | None | Public Charity | Unrestricted Donation | 6,211 |
| United War Veterans Council One Penn Plaza Suite 3600 New York, NY 10119 | None | Public Charity | Unrestricted Donation | 1,000 |
| University of California Berkeley 210 Sproul Hall 1964 Berkeley, CA 947201964 | None | Public Charity | Unrestricted Donation | 10,041 |
| University of Florida 235 Tigert Hall - PO Box 113175 Gainesville, FL 32611 | None | Public Charity | Unrestricted Donation | 19,844 |
| University of Miami 1320 S Dixie Hwy Ste 300 Coral Gables, FL 33146 | None | Public Charity | Unrestricted Donation | 6,800 |
| University Of Michigan Wolverine Tower 3003 S State Street Ann Arbor, MI 48109 | None | Public Charity | Unrestricted Donation | 3,093 |
| University of Mississippi Foundation PO Box 249 University, MS 38677 | None | Public Charity | Unrestricted Donation | 20,549 |
| University of Oregon 1278 University of Oregon Eugene, OR 974031278 | None | Public Charity | Unrestricted Donation | 24,164 |
| University of Southern California 700 Childs Way JHH 334 Los Angeles, CA 900898914 | None | Public Charity | Unrestricted Donation | 9,173 |
| University of Wisconsin Foundation 1848 University Avenue Madison, WI 53726 | None | Public Charity | Unrestricted Donation | 28,586 |
| Virginia Tech Foundation 902 Prices Fork Road 0336 Blacksburg, VA 24061 | None | Public Charity | Unrestricted Donation | 4,583 |
| Total  3a | | | | 4,620,856 |

Form 990PF Part XV Line 3 - Grants and Contributions Paid During the Year or Approved for Future Payment

| Recipient | If recipient is an individual, show any relationship to any foundation manager or substantial contributor | Foundation status of recipient | Purpose of grant or contribution | Amount |
|--|---|--------------------------------|---|-----------|
| Name and address (home or business) | | | | |
| a <i>Paid during the year</i> | | | | |
| Wake Forest University Alumni Hall PO Box 7227 WinstonSalem,NC 27109 | None | Public Charity | Unrestricted Donation | 1,314 |
| Women of Tomorrow Mentor & Scholarship 111 NE 1st Street Suite 912 Miami,FL 33132 | None | Public Charity | Unrestricted Donation | 5,000 |
| Total | | |  3a | 4,620,856 |

**TY 2013 Investments Corporate
Bonds Schedule**

Name: Stamps Family Charitable Foundation Inc
c/o Summit Partners

EIN: 04-2943910

| Name of Bond | End of Year Book Value | End of Year Fair Market Value |
|---------------------|-----------------------------------|--|
| Northern - NT Ultra | 3,916,014 | 3,921,246 |
| Northern - PIMCO | 762,415 | 623,038 |
| Northern - TIPS | 4,825,846 | 4,915,777 |

**TY 2013 Investments Corporate
Stock Schedule**

Name: Stamps Family Charitable Foundation Inc
c/o Summit Partners

EIN: 04-2943910

| Name of Stock | End of Year Book Value | End of Year Fair Market Value |
|--------------------------------|-----------------------------------|--|
| Developer Fianance Corporation | 851,183 | 766,666 |
| DFA | 4,180,717 | 4,294,764 |
| Northern - KDP & M | 1,535,903 | 1,544,391 |
| Northern - Mutual Funds | 6,097,403 | 7,895,156 |

TY 2013 Investments - Other Schedule**Name:** Stamps Family Charitable Foundation Inc

c/o Summit Partners

EIN: 04-2943910

| Category / Item | Listed at Cost or FMV | Book Value | End of Year Fair Market Value |
|---------------------------|------------------------------|-------------------|--------------------------------------|
| Alydar | AT COST | 6,953,872 | 14,170,044 |
| Aregua | AT COST | 5,000,000 | 4,753,823 |
| Bay Pond | AT COST | 1,664,604 | 9,895,834 |
| CamCap Energy Offshore | AT COST | 1,000,000 | 717,204 |
| CamCap Resources Offshore | AT COST | 2,500,000 | 2,149,050 |
| Cevian | AT COST | 7,000,025 | 7,971,571 |
| Hawkes Bay | AT COST | 3,397,584 | 6,360,755 |
| Hoplite | AT COST | 2,099,260 | 5,453,196 |
| Silchester JET | AT COST | 2,886,781 | 2,887,492 |
| Spindrift | AT COST | 1,131,758 | 2,498,986 |
| Thirteen Partners | AT COST | 1,306,781 | 1,857,983 |
| Tise Peak | AT COST | 2,000,000 | 2,222,790 |
| Weiss Multi Strategy | AT COST | 750,504 | 1,073,822 |

TY 2013 Other Expenses Schedule

Name: Stamps Family Charitable Foundation Inc
c/o Summit Partners
EIN: 04-2943910

| Description | Revenue and Expenses per Books | Net Investment Income | Adjusted Net Income | Disbursements for Charitable Purposes |
|----------------------|-----------------------------------|--------------------------|---------------------|--|
| Portfolio Deductions | 6 | 6 | | 0 |
| Office | 2,063 | 2,063 | | 0 |

TY 2013 Other Income Schedule

Name: Stamps Family Charitable Foundation Inc
c/o Summit Partners

EIN: 04-2943910

| Description | Revenue And Expenses Per Books | Net Investment Income | Adjusted Net Income |
|-----------------|-----------------------------------|--------------------------|---------------------|
| Northern - Cash | 65,003 | 0 | 65,003 |
| Silchester JET | 16,395 | 16,395 | 16,395 |

TY 2013 Other Professional Fees Schedule**Name:** Stamps Family Charitable Foundation Inc

c/o Summit Partners

EIN: 04-2943910

| Category | Amount | Net Investment Income | Adjusted Net Income | Disbursements for Charitable Purposes |
|-----------------|---------|--------------------------|------------------------|---|
| Management Fees | 46,690 | 46,690 | | 0 |
| Custody Fees | 19,710 | 19,254 | | 0 |
| Other | 126,204 | 126,204 | | 0 |

TY 2013 Substantial Contributors Schedule

Name: Stamps Family Charitable Foundation Inc
c/o Summit Partners

EIN: 04-2943910

| Name | Address |
|-----------------|--|
| E Roe Stamps IV | Seven Osprey Lane Key Largo, FL 33037 |

TY 2013 Taxes Schedule**Name:** Stamps Family Charitable Foundation Inc

c/o Summit Partners

EIN: 04-2943910

| Category | Amount | Net Investment Income | Adjusted Net Income | Disbursements for Charitable Purposes |
|----------------------------------|--------|--------------------------|------------------------|---|
| State Taxes | 1,500 | 1,500 | | 0 |
| Federal Excise Taxes (sect 4940) | 75,513 | 0 | | 0 |
| Foreign Taxes | 9,916 | 9,916 | | 0 |

Schedule B
(Form 990, 990-EZ, or 990-PF)
Department of the Treasury
Internal Revenue Service

Schedule of Contributors

▶ Attach to Form 990, 990-EZ, or 990-PF.
▶ Information about Schedule B (Form 990, 990-EZ, or 990-PF) and its instructions is at www.irs.gov/form990.

OMB No 1545-0047

2013

| | |
|--|--|
| Name of the organization Stamps Family Charitable Foundation Inc c/o Summit Partners | Employer identification number 04-2943910 |
|--|--|

Organization type (check one)

| | |
|--------------------|---|
| Filers of: | Section: |
| Form 990 or 990-EZ | <input type="checkbox"/> 501(c)() (enter number) organization |
| | <input type="checkbox"/> 4947(a)(1) nonexempt charitable trust not treated as a private foundation |
| | <input type="checkbox"/> 527 political organization |
| Form 990-PF | <input checked="" type="checkbox"/> 501(c)(3) exempt private foundation |
| | <input type="checkbox"/> 4947(a)(1) nonexempt charitable trust treated as a private foundation |
| | <input type="checkbox"/> 501(c)(3) taxable private foundation |

Check if your organization is covered by the **General Rule** or a **Special Rule**.
Note. Only a section 501(c)(7), (8), or (10) organization can check boxes for both the General Rule and a Special Rule. See instructions.

General Rule

☒ For an organization filing Form 990, 990-EZ, or 990-PF that received, during the year, \$5,000 or more (in money or property) from any one contributor. Complete Parts I and II.

Special Rules

☐ For a section 501(c)(3) organization filing Form 990 or 990-EZ that met the 33¹/₃% support test of the regulations under sections 509(a)(1) and 170(b)(1)(A)(vi) and received from any one contributor, during the year, a contribution of the greater of **(1)** \$5,000 or **(2)** 2% of the amount on (i) Form 990, Part VIII, line 1h, or (ii) Form 990-EZ, line 1. Complete Parts I and II.

☐ For a section 501(c)(7), (8), or (10) organization filing Form 990 or 990-EZ that received from any one contributor, during the year, total contributions of more than \$1,000 for use *exclusively* for religious, charitable, scientific, literary, or educational purposes, or for the prevention of cruelty to children or animals. Complete Parts I, II, and III.

☐ For a section 501(c)(7), (8), or (10) organization filing Form 990 or 990-EZ that received from any one contributor, during the year, contributions for use *exclusively* for religious, charitable, etc., purposes, but these contributions did not total more than \$1,000. If this box is checked, enter here the total contributions that were received during the year for an *exclusively* religious, charitable, etc., purpose. Do not complete any of the parts unless the **General Rule** applies to this organization because it received *nonexclusively* religious, charitable, etc., contributions of \$5,000 or more during the year. ▶ \$ _____

Caution. An organization that is not covered by the General Rule and/or the Special Rules does not file Schedule B (Form 990, 990-EZ, or 990-PF), but it **must** answer “No” on Part IV, line 2, of its Form 990, or check the box on line H of its Form 990-EZ or on its Form 990PF, Part I, line 2, to certify that it does not meet the filing requirements of Schedule B (Form 990, 990-EZ, or 990-PF).

Employer identification number

04-2943910

| (a) No. | (b) Name, address, and ZIP + 4 | (c) Total contributions | (d) Type of contribution |
|------------|---|----------------------------|---|
| 1 | E Roe Stamps IV Seven Osprey Lane Key Largo, FL 33037 | \$ 3,382,182 | Person <input type="checkbox"/> Payroll <input type="checkbox"/> Noncash <input checked="" type="checkbox"/> (Complete Part II for noncash contributions) |
| 2 | E Roe Stamps IV Seven Osprey Lane Key Largo, FL 33037 | \$ 318,763 | Person <input type="checkbox"/> Payroll <input type="checkbox"/> Noncash <input checked="" type="checkbox"/> (Complete Part II for noncash contributions) |
| | | | |
| | | \$ | Person <input type="checkbox"/> Payroll <input type="checkbox"/> Noncash <input type="checkbox"/> (Complete Part II for noncash contributions) |
| | | | |
| | | \$ | Person <input type="checkbox"/> Payroll <input type="checkbox"/> Noncash <input type="checkbox"/> (Complete Part II for noncash contributions) |
| | | | |
| | | \$ | Person <input type="checkbox"/> Payroll <input type="checkbox"/> Noncash <input type="checkbox"/> (Complete Part II for noncash contributions) |
| | | | |
| | | \$ | Person <input type="checkbox"/> Payroll <input type="checkbox"/> Noncash <input type="checkbox"/> (Complete Part II for noncash contributions) |

Stamps Family Charitable Foundation Inc
c/o Summit Partners

Employer identification number

04-2943910

Part II Noncash Property (see instructions) Use duplicate copies of Part II if additional space is needed.

Schedule B (Form 990, 990-EZ, or 990-PF) (2013)

| | |
|---|---|
| Name of organization Stamps Family Charitable Foundation Inc c/o Summit Partners | Employer identification number 04-2943910 |
|---|---|

Part III

Exclusively religious, charitable, etc., individual contributions to section 501(c)(7), (8), or (10) organizations that total more than \$1,000 for the year. Complete columns (a) through (e) and the following line entry

For organizations completing Part III, enter the total of *exclusively* religious, charitable, etc , contributions of **\$1,000 or less** for the year (Enter this information once See instructions) ▶ \$

Use duplicate copies of Part III if additional space is needed

| (a) No. from Part I | (b) Purpose of gift | (c) Use of gift | (d) Description of how gift is held |
|---------------------------|--|-----------------|-------------------------------------|
| — | <div></div> | <div></div> | <div></div> |
| | <div>(e) Transfer of gift</div> | | |
| | <div>Transferee's name, address, and ZIP 4Relationship of transferor to transferee</div> | | |
| — | <div></div> | <div></div> | <div></div> |
| | <div>(e) Transfer of gift</div> | | |
| | <div>Transferee's name, address, and ZIP 4Relationship of transferor to transferee</div> | | |
| — | <div></div> | <div></div> | <div></div> |
| | <div>(e) Transfer of gift</div> | | |
| | <div>Transferee's name, address, and ZIP 4Relationship of transferor to transferee</div> | | |
| — | <div></div> | <div></div> | <div></div> |
| | <div>(e) Transfer of gift</div> | | |
| | <div>Transferee's name, address, and ZIP 4Relationship of transferor to transferee</div> | | |
| — | <div></div> | <div></div> | <div></div> |
| | <div>(e) Transfer of gift</div> | | |
| | <div>Transferee's name, address, and ZIP 4Relationship of transferor to transferee</div> | | |