



See a Social Security Number? Say Something!  
Report Privacy Problems to <https://public.resource.org/privacy>  
Or call the IRS Identity Theft Hotline at 1-800-908-4490



**Return of Private Foundation**

**2013**

Open to Public Inspection

Department of the Treasury  
Internal Revenue Service

or Section 4947(a)(1) Trust Treated as Private Foundation  
Do not enter Social Security numbers on this form as it may be made public.  
Information about Form 990-PF and its separate instructions is at [www.irs.gov/form990pf](http://www.irs.gov/form990pf)

For calendar year 2013 or tax year beginning 11/01, 2013, and ending 10/31, 2014

Name of foundation: CYRENIUS H. BOOTH LIBRARY P16682000  
 Number and street (or P.O. box number if mail is not delivered to street address): 10 S DEARBORN IL1-0117  
 Room/suite: \_\_\_\_\_  
 City or town, state or province, country, and ZIP or foreign postal code: CHICAGO, IL 60603

**A Employer identification number**  
06-6026003

**B Telephone number (see instructions)**  
866-888-5157

**C** If exemption application is pending, check here

**D** 1 Foreign organizations, check here   
 2 Foreign organizations meeting the 85% test, check here and attach computation

**E** If private foundation status was terminated under section 507(b)(1)(A), check here

**F** If the foundation is in a 60-month termination under section 507(b)(1)(B), check here

**G** Check all that apply.  
 Initial return  Initial return of a former public charity  
 Final return  Amended return  
 Address change  Name change

**H** Check type of organization.  Section 501(c)(3) exempt private foundation  
 Section 4947(a)(1) nonexempt charitable trust  Other taxable private foundation

**J** Accounting method:  Cash  Accrual  
 Other (specify) \_\_\_\_\_  
 (Part I, column (d) must be on cash basis.)

Fair market value of all assets at end of year (from Part II, col. (c), line 16) \$ 1,155,096.

ENVELOPE DATE JUN 15 2015  
 POSTMARK DATE JUN 29 2015

Part I Analysis of Revenue and Expenses (The total of amounts in columns (b), (c), and (d) may not necessarily equal the amounts in column (a) (see instructions))		(a) Revenue and expenses per books	(b) Net investment income	(c) Adjusted net income	(d) Disbursements for charitable purposes (cash basis only)
1	Contributions, gifts, grants, etc., received (attach schedule)				
2	Check <input checked="" type="checkbox"/> if the foundation is not required to attach Sch. B				
3	Interest on savings and temporary cash investments				
4	Dividends and interest from securities	18,158.	18,123.		STMT 1
5a	Gross rents				
b	Net rental income or (loss)				
6a	Net gain or (loss) from sale of assets not on line 10	48,031.			
b	Gross sales price for all assets on line 6a <u>387,502.</u>				
7	Capital gain net income (from Part IV, line 2)		48,031.		
8	Net short-term capital gain				
9	Income modifications				
10a	Gross sales less returns and allowances				
b	Less Cost of goods sold				
c	Gross profit or (loss) (attach schedule)				
11	Other income (attach schedule)	31.	31.		STMT 2
12	<b>Total.</b> Add lines 1 through 11	66,220.	66,185.		
13	Compensation of officers, directors, trustees, etc.	11,568.	8,676.		2,892.
14	Other employee salaries and wages		NONE	NONE	
15	Pension plans, employee benefits		NONE	NONE	
16a	Legal fees (attach schedule) STMT 3	1,122.	NONE	NONE	1,122.
b	Accounting fees (attach schedule)				
c	Other professional fees (attach schedule)				
17	Interest				
18	Taxes (attach schedule) (see instructions) STMT 4	1,870.	529.		
19	Depreciation (attach schedule) and depletion				
20	Occupancy				
21	Travel, conferences, and meetings		NONE	NONE	
22	Printing and publications		NONE	NONE	
23	Other expenses (attach schedule)				
24	<b>Total operating and administrative expenses.</b> Add lines 13 through 23	14,560.	9,205.	NONE	4,014.
25	Contributions, gifts, grants paid	54,242.			54,242.
26	<b>Total expenses and disbursements</b> Add lines 24 and 25	68,802.	9,205.	NONE	58,256.
27	Subtract line 26 from line 12				
a	Excess of revenue over expenses and disbursements	-2,582.			
b	Net investment income (if negative, enter -0-)		56,980.		
c	Adjusted net income (if negative, enter -0-)				

RECEIVED  
 JUN 25 2015  
 OGDEN, UT

B

Part II Balance Sheets		Attached schedules and amounts in the description column should be for end-of-year amounts only (See instructions)		Beginning of year	End of year	
		(a) Book Value	(b) Book Value	(c) Fair Market Value		
Assets	1	Cash - non-interest-bearing . . . . .	281.	323.	323.	
	2	Savings and temporary cash investments . . . . .	38,867.	33,001.	33,001.	
	3	Accounts receivable ▶ Less allowance for doubtful accounts ▶				
	4	Pledges receivable ▶ Less allowance for doubtful accounts ▶				
	5	Grants receivable . . . . .				
	6	Receivables due from officers, directors, trustees, and other disqualified persons (attach schedule) (see instructions) . . . . .				
	7	Other notes and loans receivable (attach schedule) ▶ Less allowance for doubtful accounts ▶	NONE			
	8	Inventories for sale or use . . . . .				
	9	Prepaid expenses and deferred charges . . . . .				
	10 a	Investments - U S and state government obligations (attach schedule) . . . . .				
	b	Investments - corporate stock (attach schedule) . . . . .	678,860.	716,190.	915,434.	
	c	Investments - corporate bonds (attach schedule) . . . . .	88,186.	58,579.	58,105.	
	11	Investments - land, buildings, and equipment basis ▶ Less accumulated depreciation ▶ (attach schedule)				
	12	Investments - mortgage loans . . . . .				
	13	Investments - other (attach schedule) . . . . .	151,710.	146,708.	148,233.	
	14	Land, buildings, and equipment basis ▶ Less accumulated depreciation ▶ (attach schedule)				
15	Other assets (describe ▶ )					
16	<b>Total assets</b> (to be completed by all filers - see the instructions Also, see page 1, item I) . . . . .	957,904.	954,801.	1,155,096.		
Liabilities	17	Accounts payable and accrued expenses . . . . .				
	18	Grants payable . . . . .				
	19	Deferred revenue . . . . .				
	20	Loans from officers, directors, trustees, and other disqualified persons . . . . .				
	21	Mortgages and other notes payable (attach schedule) . . . . .				
	22	Other liabilities (describe ▶ )				
23	<b>Total liabilities</b> (add lines 17 through 22) . . . . .			NONE		
Net Assets or Fund Balances	Foundations that follow SFAS 117, check here ▶ <input type="checkbox"/> and complete lines 24 through 26 and lines 30 and 31.					
	24	Unrestricted . . . . .				
	25	Temporarily restricted . . . . .				
	26	Permanently restricted . . . . .				
	Foundations that do not follow SFAS 117, . . . ▶ <input checked="" type="checkbox"/> check here and complete lines 27 through 31.					
	27	Capital stock, trust principal, or current funds . . . . .	957,904.	954,801.		
	28	Paid-in or capital surplus, or land, bldg, and equipment fund . . . . .				
29	Retained earnings, accumulated income, endowment, or other funds . . . . .					
30	<b>Total net assets or fund balances</b> (see instructions) . . . . .	957,904.	954,801.			
31	<b>Total liabilities and net assets/fund balances</b> (see instructions) . . . . .	957,904.	954,801.			

Part III Analysis of Changes in Net Assets or Fund Balances			
1	Total net assets or fund balances at beginning of year - Part II, column (a), line 30 (must agree with end-of-year figure reported on prior year's return) . . . . .	1	957,904.
2	Enter amount from Part I, line 27a . . . . .	2	-2,582.
3	Other increases not included in line 2 (itemize) ▶	3	
4	Add lines 1, 2, and 3 . . . . .	4	955,322.
5	Decreases not included in line 2 (itemize) ▶ PRIOR PERIOD ADJUSTMENT	5	521.
6	<b>Total net assets or fund balances at end of year</b> (line 4 minus line 5) - Part II, column (b), line 30 . . . . .	6	954,801.

Part IV Capital Gains and Losses for Tax on Investment Income

Table with columns (a) through (k) for publicly traded securities. Includes rows for gross sales price, depreciation, cost basis, gain/loss, and capital gain net income.

Part V Qualification Under Section 4940(e) for Reduced Tax on Net Investment Income

(For optional use by domestic private foundations subject to the section 4940(a) tax on net investment income.)

If section 4940(d)(2) applies, leave this part blank.

Was the foundation liable for the section 4942 tax on the distributable amount of any year in the base period? [ ] Yes [X] No

Table for qualification under Section 4940(e) with columns (a) Base period years, (b) Adjusted qualifying distributions, (c) Net value of noncharitable-use assets, and (d) Distribution ratio.

**Part VI Excise Tax Based on Investment Income (Section 4940(a), 4940(b), 4940(e), or 4948 - see instructions)**

1a	Exempt operating foundations described in section 4940(d)(2), check here <input type="checkbox"/> and enter "N/A" on line 1 . . . . .		
	Date of ruling or determination letter _____ (attach copy of letter if necessary - see instructions)		
b	Domestic foundations that meet the section 4940(e) requirements in Part V, check here <input type="checkbox"/> and enter 1% of Part I, line 27b . . . . .	1	1,140.
c	All other domestic foundations enter 2% of line 27b. Exempt foreign organizations enter 4% of Part I, line 12, col. (b).		
2	Tax under section 511 (domestic section 4947(a)(1) trusts and taxable foundations only Others enter -0-) . . . . .	2	
3	Add lines 1 and 2 . . . . .	3	1,140.
4	Subtitle A (income) tax (domestic section 4947(a)(1) trusts and taxable foundations only Others enter -0-) . . . . .	4	NONE
5	<b>Tax based on investment income.</b> Subtract line 4 from line 3. If zero or less, enter -0- . . . . .	5	1,140.
6	Credits/Payments		
a	2013 estimated tax payments and 2012 overpayment credited to 2013 . . . . .	6a	1,341.
b	Exempt foreign organizations - tax withheld at source . . . . .	6b	NONE
c	Tax paid with application for extension of time to file (Form 8868) . . . . .	6c	1,100.
d	Backup withholding erroneously withheld . . . . .	6d	
7	Total credits and payments Add lines 6a through 6d . . . . .	7	2,441.
8	Enter any <b>penalty</b> for underpayment of estimated tax Check here <input type="checkbox"/> if Form 2220 is attached . . . . .	8	7.
9	<b>Tax due.</b> If the total of lines 5 and 8 is more than line 7, enter <b>amount owed</b> . . . . .	9	
10	<b>Overpayment.</b> If line 7 is more than the total of lines 5 and 8, enter the <b>amount overpaid</b> . . . . .	10	1,294.
11	Enter the amount of line 10 to be <b>Credited to 2014 estimated tax</b> <input type="checkbox"/> <b>1,294.</b> <b>Refunded</b> <input type="checkbox"/> <b>11</b>	11	

**Part VII-A Statements Regarding Activities**

	Yes	No
1a		X
1b		X
1c		X
2		X
3		X
4a		X
4b		X
5		X
6	X	
7	X	
8a		
8b	X	
9		X
10		X

Part VII-A Statements Regarding Activities (continued)

11 At any time during the year, did the foundation, directly or indirectly, own a controlled entity within the meaning of section 512(b)(13)? If "Yes," attach schedule (see instructions) . . . . . 11 X
12 Did the foundation make a distribution to a donor advised fund over which the foundation or a disqualified person had advisory privileges? If "Yes," attach statement (see instructions) . . . . . 12 X
13 Did the foundation comply with the public inspection requirements for its annual returns and exemption application? . . . . . 13 X
Website address n/a
14 The books are in care of JPMorgan Chase Bank, NA Telephone no (866) 888-5157
Located at 10 S DEARBORN ST. FL 21, CHICAGO, IL ZIP+4 60603
15 Section 4947(a)(1) nonexempt charitable trusts filing Form 990-PF in lieu of Form 1041 - Check here . . . . . 15
16 At any time during calendar year 2013, did the foundation have an interest in or a signature or other authority over a bank, securities, or other financial account in a foreign country? . . . . . 16 Yes No X
See the instructions for exceptions and filing requirements for Form TD F 90-22.1 If "Yes," enter the name of the foreign country

Part VII-B Statements Regarding Activities for Which Form 4720 May Be Required

File Form 4720 if any item is checked in the "Yes" column, unless an exception applies.

1a During the year did the foundation (either directly or indirectly)
(1) Engage in the sale or exchange, or leasing of property with a disqualified person? . . . . . Yes X No
(2) Borrow money from, lend money to, or otherwise extend credit to (or accept it from) a disqualified person? . . . . . Yes X No
(3) Furnish goods, services, or facilities to (or accept them from) a disqualified person? . . . . . Yes X No
(4) Pay compensation to, or pay or reimburse the expenses of, a disqualified person? . . . . . X Yes No
(5) Transfer any income or assets to a disqualified person (or make any of either available for the benefit or use of a disqualified person)? . . . . . Yes X No
(6) Agree to pay money or property to a government official? (Exception. Check "No" if the foundation agreed to make a grant to or to employ the official for a period after termination of government service, if terminating within 90 days) . . . . . Yes X No
b If any answer is "Yes" to 1a(1)-(6), did any of the acts fail to qualify under the exceptions described in Regulations section 53.4941(d)-3 or in a current notice regarding disaster assistance (see instructions)? . . . . . 1b X
Organizations relying on a current notice regarding disaster assistance check here . . . . .
c Did the foundation engage in a prior year in any of the acts described in 1a, other than excepted acts, that were not corrected before the first day of the tax year beginning in 2013? . . . . . 1c X
2 Taxes on failure to distribute income (section 4942) (does not apply for years the foundation was a private operating foundation defined in section 4942(j)(3) or 4942(j)(5)):
a At the end of tax year 2013, did the foundation have any undistributed income (lines 6d and 6e, Part XIII) for tax year(s) beginning before 2013? . . . . . Yes X No
If "Yes," list the years
b Are there any years listed in 2a for which the foundation is not applying the provisions of section 4942(a)(2) (relating to incorrect valuation of assets) to the year's undistributed income? (If applying section 4942(a)(2) to all years listed, answer "No" and attach statement - see instructions) . . . . . 2b X
c If the provisions of section 4942(a)(2) are being applied to any of the years listed in 2a, list the years here
3a Did the foundation hold more than a 2% direct or indirect interest in any business enterprise at any time during the year? . . . . . Yes X No
b If "Yes," did it have excess business holdings in 2013 as a result of (1) any purchase by the foundation or disqualified persons after May 26, 1969; (2) the lapse of the 5-year period (or longer period approved by the Commissioner under section 4943(c)(7)) to dispose of holdings acquired by gift or bequest, or (3) the lapse of the 10-, 15-, or 20-year first phase holding period? (Use Schedule C, Form 4720, to determine if the foundation had excess business holdings in 2013) . . . . . 3b
4a Did the foundation invest during the year any amount in a manner that would jeopardize its charitable purposes? . . . . . 4a X
b Did the foundation make any investment in a prior year (but after December 31, 1969) that could jeopardize its charitable purpose that had not been removed from jeopardy before the first day of the tax year beginning in 2013? . . . . . 4b X

**Part VII-B Statements Regarding Activities for Which Form 4720 May Be Required (continued)**

**5a** During the year did the foundation pay or incur any amount to

(1) Carry on propaganda, or otherwise attempt to influence legislation (section 4945(e))? . . . . .  Yes  No

(2) Influence the outcome of any specific public election (see section 4955), or to carry on, directly or indirectly, any voter registration drive? . . . . .  Yes  No

(3) Provide a grant to an individual for travel, study, or other similar purposes? . . . . .  Yes  No

(4) Provide a grant to an organization other than a charitable, etc., organization described in section 509(a)(1), (2), or (3), or section 4940(d)(2)? (see instructions) . . . . .  Yes  No

(5) Provide for any purpose other than religious, charitable, scientific, literary, or educational purposes, or for the prevention of cruelty to children or animals? . . . . .  Yes  No

**b** If any answer is "Yes" to 5a(1)-(5), did any of the transactions fail to qualify under the exceptions described in Regulations section 53.4945 or in a current notice regarding disaster assistance (see instructions)? . . . . .  **5b**

Organizations relying on a current notice regarding disaster assistance check here . . . . .

**c** If the answer is "Yes" to question 5a(4), does the foundation claim exemption from the tax because it maintained expenditure responsibility for the grant? . . . . .  Yes  No

If "Yes," attach the statement required by Regulations section 53.4945-5(d)

**6a** Did the foundation, during the year, receive any funds, directly or indirectly, to pay premiums on a personal benefit contract? . . . . .  Yes  No

**b** Did the foundation, during the year, pay premiums, directly or indirectly, on a personal benefit contract? . . . . .  Yes  No **6b** X

If "Yes" to 6b, file Form 8870

**7a** At any time during the tax year, was the foundation a party to a prohibited tax shelter transaction? . . . . .  Yes  No

**b** If "Yes," did the foundation receive any proceeds or have any net income attributable to the transaction? . . . . .  Yes  No **7b**

**Part VIII Information About Officers, Directors, Trustees, Foundation Managers, Highly Paid Employees, and Contractors**

**1 List all officers, directors, trustees, foundation managers and their compensation (see instructions).**

(a) Name and address	(b) Title, and average hours per week devoted to position	(c) Compensation (If not paid, enter -0-)	(d) Contributions to employee benefit plans and deferred compensation	(e) Expense account, other allowances
JP MORGAN CHASE N.A 10 S DEARBORN ST; MC: IL 1-0117, CHICAGO, IL 60603	TRUSTEE 2	11,568.	-0-	-0-
-----				
-----				
-----				

**2 Compensation of five highest-paid employees (other than those included on line 1 - see instructions). If none, enter "NONE."**

(a) Name and address of each employee paid more than \$50,000	(b) Title, and average hours per week devoted to position	(c) Compensation	(d) Contributions to employee benefit plans and deferred compensation	(e) Expense account, other allowances
NONE		NONE	NONE	NONE
-----				
-----				
-----				

**Total number of other employees paid over \$50,000** . . . . .  **NONE**

**Part VIII Information About Officers, Directors, Trustees, Foundation Managers, Highly Paid Employees, and Contractors (continued)**

**3 Five highest-paid independent contractors for professional services (see instructions). If none, enter "NONE."**

(a) Name and address of each person paid more than \$50,000	(b) Type of service	(c) Compensation
NONE		NONE
-----		
-----		
-----		
-----		
<b>Total number of others receiving over \$50,000 for professional services . . . . .</b>		<b>NONE</b>

**Part IX-A Summary of Direct Charitable Activities**

List the foundation's four largest direct charitable activities during the tax year. Include relevant statistical information such as the number of organizations and other beneficiaries served, conferences convened, research papers produced, etc.	Expenses
1 NONE	
2	
3	
4	

**Part IX-B Summary of Program-Related Investments (see instructions)**

Describe the two largest program-related investments made by the foundation during the tax year on lines 1 and 2	Amount	
1 NONE		
2		
All other program-related investments. See instructions.		
3 NONE		
<b>Total. Add lines 1 through 3 . . . . .</b>		

**Part X Minimum Investment Return** (All domestic foundations must complete this part. Foreign foundations, see instructions.)

<b>1</b>	Fair market value of assets not used (or held for use) directly in carrying out charitable, etc., purposes:		
<b>a</b>	Average monthly fair market value of securities	<b>1a</b>	1,145,076.
<b>b</b>	Average of monthly cash balances	<b>1b</b>	28,073.
<b>c</b>	Fair market value of all other assets (see instructions)	<b>1c</b>	NONE
<b>d</b>	<b>Total</b> (add lines 1a, b, and c)	<b>1d</b>	1,173,149.
<b>e</b>	Reduction claimed for blockage or other factors reported on lines 1a and 1c (attach detailed explanation)	<b>1e</b>	
<b>2</b>	Acquisition indebtedness applicable to line 1 assets	<b>2</b>	NONE
<b>3</b>	Subtract line 2 from line 1d	<b>3</b>	1,173,149.
<b>4</b>	Cash deemed held for charitable activities. Enter 1 1/2% of line 3 (for greater amount, see instructions)	<b>4</b>	17,597.
<b>5</b>	<b>Net value of noncharitable-use assets.</b> Subtract line 4 from line 3. Enter here and on Part V, line 4.	<b>5</b>	1,155,552.
<b>6</b>	<b>Minimum investment return.</b> Enter 5% of line 5	<b>6</b>	57,778.

**Part XI Distributable Amount** (see instructions) (Section 4942(j)(3) and (j)(5) private operating foundations and certain foreign organizations check here  and do not complete this part.)

<b>1</b>	Minimum investment return from Part X, line 6	<b>1</b>	57,778.
<b>2a</b>	Tax on investment income for 2013 from Part VI, line 5	<b>2a</b>	1,140.
<b>b</b>	Income tax for 2013. (This does not include the tax from Part VI.)	<b>2b</b>	
<b>c</b>	Add lines 2a and 2b	<b>2c</b>	1,140.
<b>3</b>	Distributable amount before adjustments. Subtract line 2c from line 1.	<b>3</b>	56,638.
<b>4</b>	Recoveries of amounts treated as qualifying distributions	<b>4</b>	NONE
<b>5</b>	Add lines 3 and 4	<b>5</b>	56,638.
<b>6</b>	Deduction from distributable amount (see instructions)	<b>6</b>	NONE
<b>7</b>	<b>Distributable amount</b> as adjusted. Subtract line 6 from line 5. Enter here and on Part XIII, line 1.	<b>7</b>	56,638.

**Part XII Qualifying Distributions** (see instructions)

<b>1</b>	Amounts paid (including administrative expenses) to accomplish charitable, etc., purposes:		
<b>a</b>	Expenses, contributions, gifts, etc - total from Part I, column (d), line 26	<b>1a</b>	58,256.
<b>b</b>	Program-related investments - total from Part IX-B	<b>1b</b>	
<b>2</b>	Amounts paid to acquire assets used (or held for use) directly in carrying out charitable, etc., purposes	<b>2</b>	NONE
<b>3</b>	Amounts set aside for specific charitable projects that satisfy the:		
<b>a</b>	Suitability test (prior IRS approval required)	<b>3a</b>	NONE
<b>b</b>	Cash distribution test (attach the required schedule)	<b>3b</b>	NONE
<b>4</b>	<b>Qualifying distributions.</b> Add lines 1a through 3b. Enter here and on Part V, line 8, and Part XIII, line 4.	<b>4</b>	58,256.
<b>5</b>	Foundations that qualify under section 4940(e) for the reduced rate of tax on net investment income. Enter 1% of Part I, line 27b (see instructions)	<b>5</b>	N/A
<b>6</b>	<b>Adjusted qualifying distributions.</b> Subtract line 5 from line 4.	<b>6</b>	58,256.

**Note.** The amount on line 6 will be used in Part V, column (b), in subsequent years when calculating whether the foundation qualifies for the section 4940(e) reduction of tax in those years.

**Part XIII Undistributed Income** (see instructions)

	(a) Corpus	(b) Years prior to 2012	(c) 2012	(d) 2013
1 Distributable amount for 2013 from Part XI, line 7 . . . . .				56,638.
2 Undistributed income, if any, as of the end of 2013				
a Enter amount for 2012 only . . . . .			NONE	
b Total for prior years 20 <u>11</u> , 20____, 20____		NONE		
3 Excess distributions carryover, if any, to 2013				
a From 2008 . . . . .	NONE			
b From 2009 . . . . .	NONE			
c From 2010 . . . . .	NONE			
d From 2011 . . . . .	NONE			
e From 2012 . . . . .	NONE			
f Total of lines 3a through e . . . . .	NONE			
4 Qualifying distributions for 2013 from Part XII, line 4. ▶ \$ <u>58,256.</u>				
a Applied to 2012, but not more than line 2a . . . . .			NONE	
b Applied to undistributed income of prior years (Election required - see instructions) . . . . .		NONE		
c Treated as distributions out of corpus (Election required - see instructions) . . . . .	NONE			
d Applied to 2013 distributable amount . . . . .				56,638.
e Remaining amount distributed out of corpus . . . . .	1,618.			
5 Excess distributions carryover applied to 2013 . (If an amount appears in column (d), the same amount must be shown in column (a) )	NONE			NONE
6 Enter the net total of each column as indicated below:				
a Corpus Add lines 3f, 4c, and 4e Subtract line 5	1,618.			
b Prior years' undistributed income Subtract line 4b from line 2b . . . . .		NONE		
c Enter the amount of prior years' undistributed income for which a notice of deficiency has been issued, or on which the section 4942(a) tax has been previously assessed . . . . .		NONE		
d Subtract line 6c from line 6b. Taxable amount - see instructions . . . . .		NONE		
e Undistributed income for 2012 Subtract line 4a from line 2a Taxable amount - see instructions . . . . .			NONE	
f Undistributed income for 2013 Subtract lines 4d and 5 from line 1 This amount must be distributed in 2014 . . . . .				NONE
7 Amounts treated as distributions out of corpus to satisfy requirements imposed by section 170(b)(1)(F) or 4942(g)(3) (see instructions) . . . . .	NONE			
8 Excess distributions carryover from 2008 not applied on line 5 or line 7 (see instructions) . . . . .	NONE			
9 Excess distributions carryover to 2014. Subtract lines 7 and 8 from line 6a . . . . .	1,618.			
10 Analysis of line 9				
a Excess from 2009 . . . . .	NONE			
b Excess from 2010 . . . . .	NONE			
c Excess from 2011 . . . . .	NONE			
d Excess from 2012 . . . . .	NONE			
e Excess from 2013 . . . . .	1,618.			

**Part XIV Private Operating Foundations** (see instructions and Part VII-A, question 9)

NOT APPLICABLE

1 a If the foundation has received a ruling or determination letter that it is a private operating foundation, and the ruling is effective for 2013, enter the date of the ruling . . . . .

b Check box to indicate whether the foundation is a private operating foundation described in section 4942(j)(3) or 4942(j)(5)

	Tax year	Prior 3 years		(e) Total
	(a) 2013	(b) 2012	(c) 2011	
2 a Enter the lesser of the adjusted net income from Part I or the minimum investment return from Part X for each year listed . . . . .				
b 85% of line 2a . . . . .				
c Qualifying distributions from Part XII, line 4 for each year listed . . . . .				
d Amounts included in line 2c not used directly for active conduct of exempt activities . . . . .				
e Qualifying distributions made directly for active conduct of exempt activities Subtract line 2d from line 2c . . . . .				
3 Complete 3a, b, or c for the alternative test relied upon				
a "Assets" alternative test - enter				
(1) Value of all assets . . . . .				
(2) Value of assets qualifying under section 4942(j)(3)(B)(i). . . . .				
b "Endowment" alternative test - enter 2/3 of minimum investment return shown in Part X, line 6 for each year listed . . . . .				
c "Support" alternative test - enter				
(1) Total support other than gross investment income (interest, dividends, rents, payments on securities loans (section 512(a)(5)), or royalties). . . . .				
(2) Support from general public and 5 or more exempt organizations as provided in section 4942(j)(3)(B)(iii). . . . .				
(3) Largest amount of support from an exempt organization. . . . .				
(4) Gross investment income . . . . .				

**Part XV Supplementary Information (Complete this part only if the foundation had \$5,000 or more in assets at any time during the year - see instructions.)**

1 Information Regarding Foundation Managers:

a List any managers of the foundation who have contributed more than 2% of the total contributions received by the foundation before the close of any tax year (but only if they have contributed more than \$5,000). (See section 507(d)(2).)

N/A

b List any managers of the foundation who own 10% or more of the stock of a corporation (or an equally large portion of the ownership of a partnership or other entity) of which the foundation has a 10% or greater interest.

N/A

2 Information Regarding Contribution, Grant, Gift, Loan, Scholarship, etc., Programs:

Check here  if the foundation only makes contributions to preselected charitable organizations and does not accept unsolicited requests for funds. If the foundation makes gifts, grants, etc. (see instructions) to individuals or organizations under other conditions, complete items 2a, b, c, and d.

a The name, address, and telephone number or e-mail address of the person to whom applications should be addressed:

b The form in which applications should be submitted and information and materials they should include:

c Any submission deadlines:

d Any restrictions or limitations on awards, such as by geographical areas, charitable fields, kinds of institutions, or other factors:

**Part XV Supplementary Information (continued)**

**3 Grants and Contributions Paid During the Year or Approved for Future Payment**

Recipient Name and address (home or business)	If recipient is an individual, show any relationship to any foundation manager or substantial contributor	Foundation status of recipient	Purpose of grant or contribution	Amount
a <i>Paid during the year</i>  CYRENIUS H BOOTH LIBRARY 25 MAIN ST NEWTOWN CT 06470-2105	NONE	PC	GENERAL	54,242.
<b>Total</b> ..... ▶ <b>3a</b>				54,242.
b <i>Approved for future payment</i>				
<b>Total</b> ..... ▶ <b>3b</b>				

Part XVI-A Analysis of Income-Producing Activities

Enter gross amounts unless otherwise indicated

Table with 5 main columns: (a) Business code, (b) Amount, (c) Exclusion code, (d) Amount, (e) Related or exempt function income. Rows include Program service revenue, Membership dues and assessments, Interest on savings and temporary cash investments, Dividends and interest from securities, Net rental income or (loss) from real estate, Net rental income or (loss) from personal property, Other investment income, Gain or (loss) from sales of assets other than inventory, Net income or (loss) from special events, Gross profit or (loss) from sales of inventory, Other revenue, and Subtotal.

(See worksheet in line 13 instructions to verify calculations)

Part XVI-B Relationship of Activities to the Accomplishment of Exempt Purposes

Table with 2 columns: Line No. and Explain below how each activity for which income is reported in column (e) of Part XVI-A contributed importantly to the accomplishment of the foundation's exempt purposes (other than by providing funds for such purposes). (See instructions.)

NOT APPLICABLE



FORM 990PF, PART I - DIVIDENDS AND INTEREST FROM SECURITIES

DESCRIPTION	REVENUE AND EXPENSES PER BOOKS	NET INVESTMENT INCOME
DIVIDEND	18,158.	18,123.
TOTAL	18,158.	18,123.

FORM 990PF, PART I - OTHER INCOME  
=====

DESCRIPTION -----	REVENUE AND EXPENSES PER BOOKS -----	NET INVESTMENT INCOME -----
OTHER INCOME	31.	31.
TOTALS	31.	31.

FORM 990PF, PART I - LEGAL FEES

DESCRIPTION	REVENUE AND EXPENSES PER BOOKS	NET INVESTMENT INCOME	ADJUSTED NET INCOME	CHARITABLE PURPOSES
LEGAL FEES - PRINCIPAL (ALLOCA	561.			561.
LEGAL FEES - INCOME (ALLOCABLE	561.			561.
TOTALS	1,122.	NONE	NONE	1,122.

FORM 990PF, PART I - TAXES  
=====

DESCRIPTION -----	REVENUE AND EXPENSES PER BOOKS -----	NET INVESTMENT INCOME -----
FEDERAL ESTIMATES - INCOME	1,341.	
FOREIGN TAXES ON QUALIFIED FOR	480.	480.
FOREIGN TAXES ON NONQUALIFIED	49.	49.
TOTALS	1,870.	529.
	=====	=====



CYRENIUS H BOOTH FUND ACCT. P16682000  
For the Period 10/1/14 to 10/31/14

## Account Summary

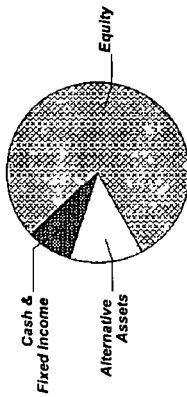
### PRINCIPAL

Asset Allocation	Beginning Market Value	Ending Market Value	Change In Value	Estimated Annual Income	Current Allocation
Equity	895,324.96	915,433.91	20,108.95	13,099.54	79%
Alternative Assets	159,578.83	148,232.59	(11,346.24)	1,081.14	13%
Cash & Fixed Income	101,475.09	91,105.64	(10,369.45)	1,480.47	8%
<b>Market Value</b>	<b>\$1,156,378.88</b>	<b>\$1,154,772.14</b>	<b>(\$1,606.74)</b>	<b>\$15,661.15</b>	<b>100%</b>

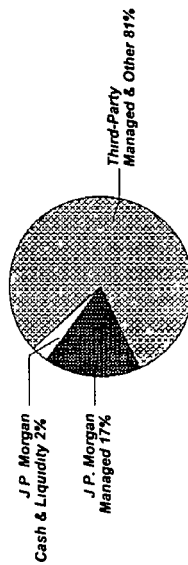
### INCOME

Cash Position	Beginning Market Value	Ending Market Value	Change In Value
Cash Balance	592.21	323.08	(269.13)
Accruals	216.18	28.99	(187.19)
<b>Market Value</b>	<b>\$808.39</b>	<b>\$352.07</b>	<b>(\$456.32)</b>

### Asset Allocation



### Manager Allocation \*



\* J.P. Morgan Managed includes (to the extent permitted under applicable law) mutual funds, other registered funds and hedge funds managed by J.P. Morgan and structured products issued by J.P. Morgan. J.P. Morgan Cash & Liquidity Funds includes cash, J.P. Morgan deposit sweeps and J.P. Morgan money market mutual funds. Third-Party Managed & Other includes mutual funds, exchange traded funds, hedge funds, and separately managed accounts managed by parties other than J.P. Morgan, structured products and exchange traded notes issued by parties other than J.P. Morgan, and other investments not managed or issued by J.P. Morgan. See important information about investment principles and conflicts in the disclosures section.



CYRENIUS H BOOTH FUND ACCT P16682000  
For the Period 10/1/14 to 10/31/14

**Account Summary** CONTINUED

	PRINCIPAL		INCOME	
	Current Period Value	Year-to-Date Value	Current Period Value	Year-to-Date Value
<b>Portfolio Activity</b>				
Beginning Market Value	1,156,378.88	1,147,837.64	592.21	281.40
Additions		30.87	248.71	9,916.41
Withdrawals & Fees	(10,107.26)	(50,717.29)	(1,198.05)	(27,472.54)
<b>Net Additions/Withdrawals</b>	<b>(\$10,107.26)</b>	<b>(\$50,686.42)</b>	<b>(\$949.34)</b>	<b>(\$17,556.13)</b>
Income			680.21	17,597.81
Change in Investment Value	8,500.52	57,620.92	\$323.08	\$323.08
<b>Ending Market Value</b>	<b>\$1,154,772.14</b>	<b>\$1,154,772.14</b>	28.99	28.99
Accruals	--	--	\$352.07	\$352.07
<b>Market Value with Accruals</b>	<b>--</b>	<b>--</b>		

	Current Period Value	Year-to-Date Value
<b>Tax Summary</b>		
Domestic Dividends/Distributions	680.21	17,588.56
Interest Income		9.25
<b>Taxable Income</b>	<b>\$680.21</b>	<b>\$17,597.81</b>

	Current Period Value	Year-to-Date Value
LT Capital Gain Distributions	0.26	10,267.56
ST Realized Gain/Loss	(2,140.64)	(2,624.31)
LT Realized Gain/Loss	(14.82)	40,375.16
<b>Realized Gain/Loss</b>	<b>(\$2,155.20)</b>	<b>\$48,018.41</b>

<b>Unrealized Gain/Loss</b>	<b>To-Date Value</b>
	\$200,294.87



CYRENIUS H BOOTH FUND ACCT P16682000  
For the Period 10/1/14 to 10/31/14

**Account Summary** CONTINUED

<b>Cost Summary</b>	<b>Cost</b>
Equity	716,189.63
Cash & Fixed Income	91,579.60
<b>Total</b>	<b>\$807,769.23</b>

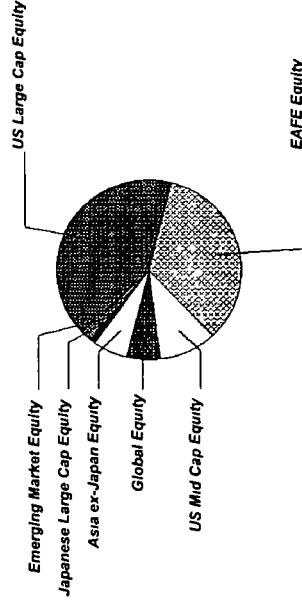


CYRENIUS H BOOTH FUND ACCT. P16682000  
For the Period 10/1/14 to 10/31/14

## Equity Summary

Asset Categories	Beginning Market Value	Ending Market Value	Change In Value	Current Allocation
US Large Cap Equity	340,795 79	370,874 81	30,079 02	32%
US Mid Cap Equity	91,744 35	94,840 63	3,096 28	8%
EAFE Equity	309,382 65	306,988 15	(2,394 50)	27%
European Large Cap Equity	21,922 34	0 00	(21,922 34)	
Japanese Large Cap Equity	12,951 47	12,998 79	47 32	1%
Asia ex-Japan Equity	47,377 67	57,397 19	10,019 52	5%
Emerging Market Equity	10,213 38	10,675 87	462 49	1%
Global Equity	60,937.31	61,658 47	721 16	5%
<b>Total Value</b>	<b>\$895,324.96</b>	<b>\$915,433.91</b>	<b>\$20,108.95</b>	<b>79%</b>

### Asset Categories



Equity as a percentage of your portfolio - 79 %

### Market Value/Cost

Market Value/Cost	Current Period Value
Market Value	915,433 91
Tax Cost	716,189 63
Unrealized Gain/Loss	199,244 28
Estimated Annual Income	13,099 54
Yield	1.43 %



CYRENIUS H BOOTH FUND ACCT P16682000  
For the Period 10/1/14 to 10/31/14

### Equity Detail

	Price	Quantity	Value	Adjusted Tax Cost Original Cost	Unrealized Gain/Loss	Est. Annual Inc. Accrued Div	Yield
<b>US Large Cap Equity</b>							
GS CYCLICAL SECT REL PERF NT 3/4/15	110 05	12,000 000	13,206 24	11,880 00	1,326 24		
1 08 XLEV BASKET UPSIDE- UNCAPPED 1 1 SPX DOWNSIDE 2/14/14 SPX.1838.63 BSKT.IXM 215.86 IXI 513 97 IXT 360 81 38147Q-NP-7							
HARTFORD CAPITAL APPREC-I	49 60	965.427	47,885 18	27,593 36	20,291 82	226 87	0.47 %
416649-30-9 ITHI X							
JPM TAX AWARE EQ FD - INSTL	29 10	2,213 699	64,418 64	33,159 10	31,259 54	653 04	1 01 %
FUND 1236 4812A1-65-4 JPDE X							
NEUBERGER BER MU/C OPP-INS	16 01	4,494 160	71,951 50	49,996 80	21,954 70	485 36	0 67 %
64122Q-30-9 NMMUL X							
PRIMECAP ODYSSEY STOCK FUND	23 59	3,410 258	80,447 99	49,860 73	30,587 26	825 28	1 03 %
74160Q-30-1 POSK X							
SPDR S&P 500 ETF TRUST	201 66	461 000	92,965 26	88,104 03	4,861 23	1,696 94	1 83 %
78462F-10-3 SPY							
<b>Total US Large Cap Equity</b>			<b>\$370,874.81</b>	<b>\$260,594.02</b>	<b>\$110,280.79</b>	<b>\$3,887.49</b>	<b>1.05 %</b>
<b>US Mid Cap Equity</b>							
ISHARES CORE S&P MID-CAP ETF	141 58	478 000	67,675 24	36,388 86	31,286 38	840 32	1 24 %
464287-50-7 IJH							



CYRENIUS H BOOTH FUND ACCT P16682000  
For the Period 10/1/14 to 10/31/14

	Price	Quantity	Value	Adjusted Tax Cost Original Cost	Unrealized Gain/Loss	Est. Annual Inc Accrued Div	Yield
<b>US Mid Cap Equity</b>							
JPM MID CAP GRWTH FD - SEL FUND 3120 4812C1-71-0 HLGE X	30 54	889 502	27,165 39	19,657 74	7,507 65		
<b>Total US Mid Cap Equity</b>			<b>\$94,840.63</b>	<b>\$56,046.60</b>	<b>\$38,794.03</b>	<b>\$840.32</b>	<b>0.88 %</b>
<b>EAFE Equity</b>							
ARTISAN INTL VALUE FUND-INV 04314H-88-1 ARTK X	36 51	1,566 130	57,179 41	43,695 02	13,484 39	1,445 53	2 53 %
CAPITAL PRIVATE CLIENT SVCS CAP NON US EQT 14042Y-60-1 CNUS X	11 56	3,884 235	44,901 76	45,205 07	(303 31)	349 58	0 78 %
DODGE & COX INTL STOCK FUND 256206-10-3 DODF X	44 39	1,485 940	65,960 88	50,808 49	15,152 39	1,032 72	1 57 %
ISHARES MSCI EAFE INDEX FUND 464287-46-5 EFA	63 95	1,510 000	96,564 50	93,466 71	3,097 79	3,364 28	3 48 %
OAKMARK INTERNATIONAL FD-I 413838-20-2 OAKI X	24 72	1,714 466	42,381 60	42,947 38	(565 78)	747 50	1 76 %
<b>Total EAFE Equity</b>			<b>\$306,988.15</b>	<b>\$276,122.67</b>	<b>\$30,865.48</b>	<b>\$6,939.61</b>	<b>2.26 %</b>
<b>Japanese Large Cap Equity</b>							
BROWN ADV JAPAN ALPHA OPP-IS 115233-57-9 BAFJ X	10 99	1,182 783	12,998 79	11,816 00	1,182 79		



CYRENIUS H BOOTH FUND ACCT P16682000  
For the Period 10/1/14 to 10/31/14

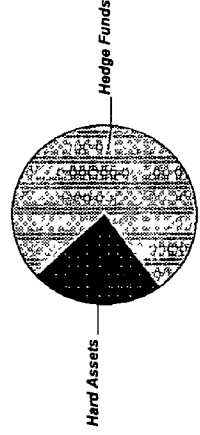
	Price	Quantity	Value	Adjusted Tax Cost Original Cost	Unrealized Gain/Loss	Est Annual Inc Accrued Div	Yield
<b>Asia ex-Japan Equity</b>							
COLUMBIA ASIA PAX X-JPN-R5 19763P-57-2 TAPR X	14.66	2,628,253	38,530.19	31,236.32	7,293.87	459.94	1.19%
ISHARES MSCI ALL COUNTRY ASIA EX JAPAN INDEX FUND 464288-18-2 AAXJ	62.89	300,000	18,867.00	18,187.80	679.20	314.70	1.67%
<b>Total Asia ex-Japan Equity</b>			<b>\$57,397.19</b>	<b>\$49,424.12</b>	<b>\$7,973.07</b>	<b>\$774.64</b>	<b>1.35%</b>
<b>Emerging Market Equity</b>							
JPM CHINA REGION FD - SEL FUND 3810 4812A3-52-8 JCHS X	22.16	481,763	10,675.87	8,797.00	1,878.87	51.06	0.48%
<b>Global Equity</b>							
JPM GLBL RES ENH INDEX FD - SEL FUND 3457 46637K-51-3 JEIT X	18.81	3,277,962	61,658.47	53,389.22	8,269.25	606.42	0.98%



CYRENIUS H BOOTH FUND ACCT P16682000  
For the Period 10/1/14 to 10/31/14

### Alternative Assets Summary

Asset Categories	Beginning Estimated Value	Ending Estimated Value	Change In Value	Current Allocation
Hedge Funds	120,648 90	111,574 29	(9,074 61)	10%
Hard Assets	38,929 93	36,658 30	(2,271 63)	3%
<b>Total Value</b>	<b>\$159,578.83</b>	<b>\$148,232.59</b>	<b>(\$11,346.24)</b>	<b>13%</b>



Alternative Assets as a percentage of your portfolio - 13 %

### Alternative Assets Detail

Hedge Funds	Price	Quantity	Estimated Value	Cost
EQUINOX FDS TR EQNX CB STGY I 29446A-81-9 EBSI X	11 25	2,243 726	25,241 92	23,245.00
GATEWAY FUND-Y 367829-88-4 GTEY X	29.42	805 866	23,708 58	22,069 88



CYRENIUS H BOOTH FUND ACCT. P16682000  
For the Period 10/1/14 to 10/31/14

	Price	Quantity	Estimated Value	Cost
<b>Hedge Funds</b>				
GOTHAM ABSOLUTE RETURN FUND 360873-13-7 GARI X	13 87	1,797 523	24,931 64	23,224 00
INV BALANCED-RISK ALLOC-Y 00141V-69-7 ABRY X	12 51	1,055.338	13,202 28	12,824 63
PIMCO UNCONSTRAINED BOND-P 72201M-45-3 PUCP X	11 27	2,173 014	24,489 87	24,846 19
<b>Total Hedge Funds</b>			<b>\$111,574.29</b>	<b>\$106,209.70</b>

	Price	Quantity	Estimated Value	Cost	Est Annual Income Accrued Income
<b>Hard Assets</b>					
BARC BREN PLDMLNPM 2/17/15 10% BUFFER-1 21%XLEV 12 10%MAX-10%CAP PLDMLNPM 726 20 06741T-4X-2	104 53	6,000 000	6,271 80	5,940 00	
BARC LEV CONT BUFF EQ WTI 12/21/15 85% BARRIER - 10% CAP - 0% CPN 150% LEVERAGE - 15% MAX PAYMENT INITIAL LEVEL-9/26/14 CL1 93.54 06741U-KL-7	90 16	6,000 000	5,409 82	5,928 00	



CYRENIUS H BOOTH FUND ACCT P16682000  
For the Period 10/1/14 to 10/31/14

	Price	Quantity	Estimated Value	Cost	Est Annual Income Accrued Income
<b>Hard Assets</b>					
DB MARKET PLUS WTI 07/21/15	80 55	6,000 000	4,833 00	5,928 00	
79 9% BARRIER- 6 5%CPN INITIAL LEVEL 05/23/14 CL1 104 35 25152R-KH-5					
PIMCO COMMODITYPL STRAT-P 72201P-16-7 PCLP X	9 66	2,085 267	20,143 68	22,702 34	423 30
<b>Total Hard Assets</b>			<b>\$36,658.30</b>	<b>\$40,498.34</b>	<b>\$423.30</b>

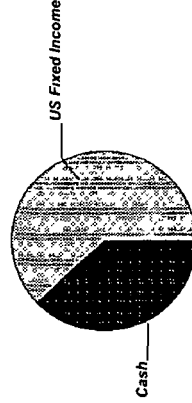


CYRENIUS H BOOTH FUND ACCT P16682000  
For the Period 10/1/14 to 10/31/14

## Cash & Fixed Income Summary

Asset Categories	Beginning Market Value	Ending Market Value	Change In Value	Current Allocation
Cash	20,605 11	33,000 97	12,395 86	3%
US Fixed Income	80,869 98	58,104 67	(22,765 31)	5%
<b>Total Value</b>	<b>\$101,475.09</b>	<b>\$91,105.64</b>	<b>(\$10,369.45)</b>	<b>8%</b>

Market Value/Cost	Current Period Value
Market Value	91,105 64
Tax Cost	91,579 60
Unrealized Gain/Loss	(473 96)
Estimated Annual Income	1,480.47
Accrued Interest	28 99
Yield	1 62%



### SUMMARY BY MATURITY

Cash & Fixed Income	Market Value	% of Bond Portfolio
0-6 months <sup>1</sup>	91,105 64	100%

<sup>1</sup> The years indicate the number of years until the bond is scheduled to mature based on the statement end date. Some bonds may be called, or paid in full, before their stated maturity.

### SUMMARY BY TYPE

Cash & Fixed Income	Market Value	% of Bond Portfolio
Cash	33,000 97	36%
Mutual Funds	58,104 67	64%
<b>Total Value</b>	<b>\$91,105.64</b>	<b>100%</b>

Cash & Fixed Income as a percentage of your portfolio - 8 %



CYRENIUS H BOOTH FUND ACCT P16682000  
For the Period 10/1/14 to 10/31/14

Note <sup>1</sup> This is the Annual Percentage Yield (APY) which is the rate earned if balances remain on deposit for a full year with compounding, there is no change in the interest rate and all interest is left in the account

### Cash & Fixed Income Detail

	Price	Quantity	Value	Adjusted Tax Cost Original Cost	Unrealized Gain/Loss	Est. Annual Income Accrued Interest	Yield
<b>Cash</b>							
US DOLLAR PRINCIPAL	1.00		0.00			0.01	0.03% <sup>1</sup>
JPM US GOVT INSTL SWEEP FD #3915 7-Day Annualized Yield 0.1%	1.00	33,000.97	33,000.97	33,000.97		3.30 0.29	0.01%
<b>Total Cash</b>			<b>\$33,000.97</b>	<b>\$33,000.97</b>	<b>\$0.00</b>	<b>\$3.30 \$0.30</b>	<b>0.01%</b>
<b>US Fixed Income</b>							
DOUBLELINE TOTAL RET BD-I 258620-10-3	10.97	2,129.37	23,359.13	23,737.46	(378.33)	1,177.53	5.04%
JPM SHORT DURATION BD FD - SEL FUND 3133 4812C1-33-0	10.90	3,187.66	34,745.54	34,841.17	(95.63)	299.64 28.69	0.86%
<b>Total US Fixed Income</b>			<b>\$58,104.67</b>	<b>\$58,578.63</b>	<b>(\$473.96)</b>	<b>\$1,477.17 \$28.69</b>	<b>2.54%</b>