



See a Social Security Number? Say Something!  
Report Privacy Problems to <https://public.resource.org/privacy>  
Or call the IRS Identity Theft Hotline at 1-800-908-4490



Form

990-PF

Department of the Treasury  
Internal Revenue Service

Return of Private Foundation

or Section 4947(a)(1) Trust Treated as Private Foundation

Do not enter Social Security numbers on this form as it may be made public. By law, the IRS cannot redact the information on the form.

Information about Form 990-PF and its instructions is at [www.irs.gov/form990pf](http://www.irs.gov/form990pf).

OMB No 1545-0052




2013


Open to Public Inspection

For calendar year 2013, or tax year beginning 10-01-2013 , and ending 09-30-2014

Name of foundation PATRICK FAMILY FOUNDATION INC		<b>A Employer identification number</b>  58-1820403	
Number and street (or P O box number if mail is not delivered to street address) PO BOX 1048		<b>B Telephone number</b> (see instructions)  (404) 687-8999	
City or town, state or province, country, and ZIP or foreign postal code DECATUR, GA 30031		<b>C</b> If exemption application is pending, check here <input type="checkbox"/>	
<b>G</b> Check all that apply <input type="checkbox"/> Initial return <input type="checkbox"/> Initial return of a former public charity <input type="checkbox"/> Final return <input type="checkbox"/> Amended return <input type="checkbox"/> Address change <input type="checkbox"/> Name change		<b>D 1.</b> Foreign organizations, check here <input type="checkbox"/> <b>2.</b> Foreign organizations meeting the 85% test, check here and attach computation <input type="checkbox"/>	
<b>H</b> Check type of organization <input checked="" type="checkbox"/> Section 501(c)(3) exempt private foundation <input type="checkbox"/> Section 4947(a)(1) nonexempt charitable trust <input type="checkbox"/> Other taxable private foundation		<b>E</b> If private foundation status was terminated under section 507(b)(1)(A), check here <input type="checkbox"/>	
<b>I</b> Fair market value of all assets at end of year (from Part II, col. (c), line 16) <input checked="" type="checkbox"/> \$ 5,544,619		<b>F</b> If the foundation is in a 60-month termination under section 507(b)(1)(B), check here <input type="checkbox"/>	
<b>J</b> Accounting method <input checked="" type="checkbox"/> Cash <input type="checkbox"/> Accrual <input type="checkbox"/> Other (specify) _____ (Part I, column (d) must be on cash basis.)			

Part I Analysis of Revenue and Expenses (The total of amounts in columns (b), (c), and (d) may not necessarily equal the amounts in column (a) (see instructions) )		(a) Revenue and expenses per books	(b) Net investment income	(c) Adjusted net income	(d) Disbursements for charitable purposes (cash basis only)
Revenue	1 Contributions, gifts, grants, etc , received (attach schedule)				
	2 Check <input checked="" type="checkbox"/> if the foundation is <b>not</b> required to attach Sch B				
	3 Interest on savings and temporary cash investments	9	9		
	4 Dividends and interest from securities. . . . .	147,251	146,214		
	5a Gross rents . . . . .				
	b Net rental income or (loss) _____				
	6a Net gain or (loss) from sale of assets not on line 10	143,182			
	b Gross sales price for all assets on line 6a 805,215				
	7 Capital gain net income (from Part IV, line 2) . . .		143,182		
	8 Net short-term capital gain . . . . .				
	9 Income modifications . . . . .				
	10a Gross sales less returns and allowances				
	b Less Cost of goods sold . . . . .				
	c Gross profit or (loss) (attach schedule) . . . . .				
	11 Other income (attach schedule) . . . . .				
	12 <b>Total.</b> Add lines 1 through 11 . . . . .	290,442	289,405		
Operating and Administrative Expenses	13 Compensation of officers, directors, trustees, etc				
	14 Other employee salaries and wages . . . . .				
	15 Pension plans, employee benefits . . . . .				
	16a Legal fees (attach schedule) . . . . .				
	b Accounting fees (attach schedule) . . . . .	6,150			6,150
	c Other professional fees (attach schedule) . . . . .	41,499	41,499		
	17 Interest . . . . .				
	18 Taxes (attach schedule) (see instructions)	6,523			
	19 Depreciation (attach schedule) and depletion . . .				
	20 Occupancy . . . . .				
	21 Travel, conferences, and meetings . . . . .	70			
	22 Printing and publications . . . . .				
	23 Other expenses (attach schedule) . . . . .	710	15		695
	24 <b>Total operating and administrative expenses.</b> Add lines 13 through 23 . . . . .	54,952	41,514		6,845
	25 Contributions, gifts, grants paid . . . . .	260,000			260,000
	26 <b>Total expenses and disbursements.</b> Add lines 24 and 25	314,952	41,514		266,845
	27 Subtract line 26 from line 12				
	a <b>Excess of revenue over expenses and disbursements</b>	-24,510			
	b <b>Net investment income</b> (if negative, enter -0-)		247,891		
	c <b>Adjusted net income</b> (if negative, enter -0-)				

Part II Balance Sheets		Attached schedules and amounts in the description column should be for end-of-year amounts only (See instructions )	Beginning of year	End of year	
			(a) Book Value	(b) Book Value	(c) Fair Market Value
Assets	1	Cash—non-interest-bearing . . . . .	10,380	10,424	10,424
	2	Savings and temporary cash investments . . . . .	517,586	430,895	430,895
	3	Accounts receivable ▶ _____ Less allowance for doubtful accounts ▶ _____			
	4	Pledges receivable ▶ _____ Less allowance for doubtful accounts ▶ _____			
	5	Grants receivable . . . . .			
	6	Receivables due from officers, directors, trustees, and other disqualified persons (attach schedule) (see instructions) . . . . .			
	7	Other notes and loans receivable (attach schedule) ▶ _____ Less allowance for doubtful accounts ▶ _____			
	8	Inventories for sale or use . . . . .			
	9	Prepaid expenses and deferred charges . . . . .			
	10a	Investments—U S and state government obligations (attach schedule)	489,065	 501,784	503,711
	b	Investments—corporate stock (attach schedule) . . . . .	1,858,470	 1,780,243	2,383,850
	c	Investments—corporate bonds (attach schedule). . . . .	2,085,915	 2,217,105	2,215,739
	11	Investments—land, buildings, and equipment basis ▶ _____ Less accumulated depreciation (attach schedule) ▶ _____			
	12	Investments—mortgage loans . . . . .			
	13	Investments—other (attach schedule) . . . . .			
	14	Land, buildings, and equipment basis ▶ _____ Less accumulated depreciation (attach schedule) ▶ _____			
15	Other assets (describe ▶ _____)				
16	Total assets (to be completed by all filers—see the instructions Also, see page 1, item I)	4,961,416	4,940,451	5,544,619	
Liabilities	17	Accounts payable and accrued expenses . . . . .			
	18	Grants payable . . . . .			
	19	Deferred revenue . . . . .			
	20	Loans from officers, directors, trustees, and other disqualified persons			
	21	Mortgages and other notes payable (attach schedule) . . . . .			
	22	Other liabilities (describe ▶ _____)			
	23	Total liabilities (add lines 17 through 22) . . . . .		0	
Net Assets or Fund Balances	Foundations that follow SFAS 117, check here ▶ <input type="checkbox"/> and complete lines 24 through 26 and lines 30 and 31.				
	24	Unrestricted . . . . .			
	25	Temporarily restricted . . . . .			
	26	Permanently restricted . . . . .			
	Foundations that do not follow SFAS 117, check here ▶ <input checked="" type="checkbox"/> and complete lines 27 through 31.				
	27	Capital stock, trust principal, or current funds . . . . .	4,961,416	4,936,906	
	28	Paid-in or capital surplus, or land, bldg , and equipment fund			
	29	Retained earnings, accumulated income, endowment, or other funds		3,545	
	30	Total net assets or fund balances (see page 17 of the instructions) . . . . .	4,961,416	4,940,451	
31	Total liabilities and net assets/fund balances (see page 17 of the instructions) . . . . .	4,961,416	4,940,451		

Part III Analysis of Changes in Net Assets or Fund Balances		
1	Total net assets or fund balances at beginning of year—Part II, column (a), line 30 (must agree with end-of-year figure reported on prior year’s return) . . . . .	1 4,961,416
2	Enter amount from Part I, line 27a . . . . .	2 -24,510
3	Other increases not included in line 2 (itemize) ▶  _____	3 3,545
4	Add lines 1, 2, and 3 . . . . .	4 4,940,451
5	Decreases not included in line 2 (itemize) ▶ _____	5
6	Total net assets or fund balances at end of year (line 4 minus line 5)—Part II, column (b), line 30 .	6 4,940,451

Part IV Capital Gains and Losses for Tax on Investment Income

(a) List and describe the kind(s) of property sold (e g , real estate, 2-story brick warehouse, or common stock, 200 shs MLC Co )		(b) How acquired P—Purchase D—Donation	(c) Date acquired (mo , day, yr )	(d) Date sold (mo , day, yr )
1a	See Additional Data Table			
b				
c				
d				
e				

(e) Gross sales price	(f) Depreciation allowed (or allowable)	(g) Cost or other basis plus expense of sale	(h) Gain or (loss) (e) plus (f) minus (g)
a See Additional Data Table			
b			
c			
d			
e			

Complete only for assets showing gain in column (h) and owned by the foundation on 12/31/69			(l) Gains (Col (h) gain minus col (k), but not less than -0-) or Losses (from col (h))
(i) F M V as of 12/31/69	(j) Adjusted basis as of 12/31/69	(k) Excess of col (i) over col (j), if any	
a See Additional Data Table			
b			
c			
d			
e			

2	Capital gain net income or (net capital loss)	{ If gain, also enter in Part I, line 7 If (loss), enter -0- in Part I, line 7 }	2	143,182
3	Net short-term capital gain or (loss) as defined in sections 1222(5) and (6)  If gain, also enter in Part I, line 8, column (c) (see instructions) If (loss), enter -0- in Part I, line 8 . . . . .		3	1,234

Part V Qualification Under Section 4940(e) for Reduced Tax on Net Investment Income

(For optional use by domestic private foundations subject to the section 4940(a) tax on net investment income )

If section 4940(d)(2) applies, leave this part blank

Was the foundation liable for the section 4942 tax on the distributable amount of any year in the base period? ☐ Yes ☒ No  
If "Yes," the foundation does not qualify under section 4940(e) Do not complete this part

1 Enter the appropriate amount in each column for each year, see page 18 of the instructions before making any entries

(a) Base period years Calendar year (or tax year beginning in)	(b) Adjusted qualifying distributions	(c) Net value of noncharitable-use assets	(d) Distribution ratio (col (b) divided by col (c))
2012	262,094	5,394,171	0 048588
2011	269,063	5,249,189	0 051258
2010	258,985	5,448,938	0 047529
2009	284,117	5,230,709	0 054317
2008	306,546	5,706,155	0 053722

2	Total of line 1, column (d). . . . .	2	0 255414
3	Average distribution ratio for the 5-year base period—divide the total on line 2 by 5, or by the number of years the foundation has been in existence if less than 5 years . . . .	3	0 051083
4	Enter the net value of noncharitable-use assets for 2013 from Part X, line 5. . . . .	4	5,602,415
5	Multiply line 4 by line 3. . . . .	5	286,188
6	Enter 1% of net investment income (1% of Part I, line 27b). . . . .	6	2,479
7	Add lines 5 and 6. . . . .	7	288,667
8	Enter qualifying distributions from Part XII, line 4. . . . . If line 8 is equal to or greater than line 7, check the box in Part VI, line 1b, and complete that part using a 1% tax rate See the Part VI instructions	8	266,845

Part VI Excise Tax Based on Investment Income (Section 4940(a), 4940(b), 4940(e), or 4948—see page 18 of the instructions)					
1a Exempt operating foundations described in section 4940(d)(2), check here <input type="checkbox"/> and enter "N/A" on line 1		1	4,958		
Date of ruling or determination letter _____ (attach copy of letter if necessary—see instructions)					
b Domestic foundations that meet the section 4940(e) requirements in Part V, check here <input type="checkbox"/> and enter 1% of Part I, line 27b . . . . .		2			
c All other domestic foundations enter 2% of line 27b Exempt foreign organizations enter 4% of Part I, line 12, col (b)					
2 Tax under section 511 (domestic section 4947(a)(1) trusts and taxable foundations only Others enter -0-)				2	
3 Add lines 1 and 2. . . . .				3	4,958
4 Subtitle A (income) tax (domestic section 4947(a)(1) trusts and taxable foundations only Others enter -0-)		4			
5 Tax based on investment income. Subtract line 4 from line 3 If zero or less, enter -0- . . . . .		5	4,958		
6 Credits/Payments		7	4,400		
a 2013 estimated tax payments and 2012 overpayment credited to 2013	6a			4,400	
b Exempt foreign organizations—tax withheld at source . . . . .	6b				
c Tax paid with application for extension of time to file (Form 8868)	6c				
d Backup withholding erroneously withheld . . . . .	6d				
7 Total credits and payments Add lines 6a through 6d. . . . .		7	4,400		
8 Enter any penalty for underpayment of estimated tax Check here <input type="checkbox"/> if Form 2220 is attached		8			
9 Tax due. If the total of lines 5 and 8 is more than line 7, enter amount owed . . . . .		9	558		
10 Overpayment. If line 7 is more than the total of lines 5 and 8, enter the amount overpaid. . . . .		10			
11 Enter the amount of line 10 to be Credited to 2014 estimated tax Refunded		11			

Part VII-A Statements Regarding Activities				
1a During the tax year, did the foundation attempt to influence any national, state, or local legislation or did it participate or intervene in any political campaign? . . . . .		Yes	No	
	1a		No	
	b Did it spend more than \$100 during the year (either directly or indirectly) for political purposes (see page 19 of the instructions for definition)? . . . . . If the answer is "Yes" to 1a or 1b, attach a detailed description of the activities and copies of any materials published or distributed by the foundation in connection with the activities.	1b		No
c Did the foundation file Form 1120-POL for this year?. . . . .		1c		No
		d Enter the amount (if any) of tax on political expenditures (section 4955) imposed during the year (1) On the foundation \$ (2) On foundation managers \$		
	e Enter the reimbursement (if any) paid by the foundation during the year for political expenditure tax imposed on foundation managers \$			
2 Has the foundation engaged in any activities that have not previously been reported to the IRS? . . . . . If "Yes," attach a detailed description of the activities.			2	
3 Has the foundation made any changes, not previously reported to the IRS, in its governing instrument, articles of incorporation, or bylaws, or other similar instruments? If "Yes," attach a conformed copy of the changes . . . . .		3		No
4a Did the foundation have unrelated business gross income of \$1,000 or more during the year?. . . . .	4a		No	
b If "Yes," has it filed a tax return on Form 990-T for this year?. . . . .	4b			
5 Was there a liquidation, termination, dissolution, or substantial contraction during the year? . . . . . If "Yes," attach the statement required by General Instruction T.	5		No	
6 Are the requirements of section 508(e) (relating to sections 4941 through 4945) satisfied either • By language in the governing instrument, or • By state legislation that effectively amends the governing instrument so that no mandatory directions that conflict with the state law remain in the governing instrument? . . . . .	6	Yes		
	7 Did the foundation have at least \$5,000 in assets at any time during the year? If "Yes," complete Part II, col. (c), and Part XV.	7	Yes	
8a Enter the states to which the foundation reports or with which it is registered (see instructions) GA				
b If the answer is "Yes" to line 7, has the foundation furnished a copy of Form 990-PF to the Attorney General (or designate) of each state as required by General Instruction G? If "No," attach explanation .	8b	Yes		
9 Is the foundation claiming status as a private operating foundation within the meaning of section 4942(j)(3) or 4942(j)(5) for calendar year 2013 or the taxable year beginning in 2013 (see instructions for Part XIV)? If "Yes," complete Part XIV . . . . .	9		No	
10 Did any persons become substantial contributors during the tax year? If "Yes," attach a schedule listing their names and addresses.	10		No	

Part VII-A

Statements Regarding Activities *(continued)*

11	At any time during the year, did the foundation, directly or indirectly, own a controlled entity within the meaning of section 512(b)(13)? If "Yes," attach schedule (see instructions).	11		No
12	Did the foundation make a distribution to a donor advised fund over which the foundation or a disqualified person had advisory privileges? If "Yes," attach statement (see instructions)	12		No
13	Did the foundation comply with the public inspection requirements for its annual returns and exemption application?	13	Yes	
Website address N/A				
14	The books are in care of HILDA B PATRICK Telephone no (404) 687-8999 Located at PO BOX 1048 DECATUR GA ZIP+4 30031			
15	Section 4947(a)(1) nonexempt charitable trusts filing Form 990-PF in lieu of Form 1041 —Check here and enter the amount of tax-exempt interest received or accrued during the year.	15		
16	At any time during calendar year 2013, did the foundation have an interest in or a signature or other authority over a bank, securities, or other financial account in a foreign country?	16	Yes	No
See instructions for exceptions and filing requirements for Form TD F 90-22.1 If "Yes", enter the name of the foreign country				

Part VII-B

Statements Regarding Activities for Which Form 4720 May Be Required

File Form 4720 if any item is checked in the "Yes" column, unless an exception applies.			Yes	No
1a	During the year did the foundation (either directly or indirectly) (1) Engage in the sale or exchange, or leasing of property with a disqualified person? <input type="checkbox"/> Yes <input checked="" type="checkbox"/> No (2) Borrow money from, lend money to, or otherwise extend credit to (or accept it from) a disqualified person?. <input type="checkbox"/> Yes <input checked="" type="checkbox"/> No (3) Furnish goods, services, or facilities to (or accept them from) a disqualified person? <input type="checkbox"/> Yes <input checked="" type="checkbox"/> No (4) Pay compensation to, or pay or reimburse the expenses of, a disqualified person? <input type="checkbox"/> Yes <input checked="" type="checkbox"/> No (5) Transfer any income or assets to a disqualified person (or make any of either available for the benefit or use of a disqualified person)?. <input type="checkbox"/> Yes <input checked="" type="checkbox"/> No (6) Agree to pay money or property to a government official? (Exception. Check "No" if the foundation agreed to make a grant to or to employ the official for a period after termination of government service, if terminating within 90 days ). <input type="checkbox"/> Yes <input checked="" type="checkbox"/> No			
b	If any answer is "Yes" to 1a(1)–(6), did any of the acts fail to qualify under the exceptions described in Regulations section 53.4941(d)-3 or in a current notice regarding disaster assistance (see page 20 of the instructions)?. Organizations relying on a current notice regarding disaster assistance check here.	1b		
c	Did the foundation engage in a prior year in any of the acts described in 1a, other than excepted acts, that were not corrected before the first day of the tax year beginning in 2013?.	1c		No
2	Taxes on failure to distribute income (section 4942) (does not apply for years the foundation was a private operating foundation defined in section 4942(j)(3) or 4942(j)(5))			
a	At the end of tax year 2013, did the foundation have any undistributed income (lines 6d and 6e, Part XIII) for tax year(s) beginning before 2013?. If "Yes," list the years 20____, 20____, 20____, 20____			
b	Are there any years listed in 2a for which the foundation is not applying the provisions of section 4942(a)(2) (relating to incorrect valuation of assets) to the year's undistributed income? (If applying section 4942(a)(2) to all years listed, answer "No" and attach statement—see instructions ).	2b		
c	If the provisions of section 4942(a)(2) are being applied to any of the years listed in 2a, list the years here 20____, 20____, 20____, 20____			
3a	Did the foundation hold more than a 2% direct or indirect interest in any business enterprise at any time during the year?. <input type="checkbox"/> Yes <input checked="" type="checkbox"/> No			
b	If "Yes," did it have excess business holdings in 2013 as a result of (1) any purchase by the foundation or disqualified persons after May 26, 1969, (2) the lapse of the 5-year period (or longer period approved by the Commissioner under section 4943(c)(7)) to dispose of holdings acquired by gift or bequest, or (3) the lapse of the 10-, 15-, or 20-year first phase holding period? (Use Schedule C, Form 4720, to determine if the foundation had excess business holdings in 2013.).	3b		
4a	Did the foundation invest during the year any amount in a manner that would jeopardize its charitable purposes?	4a		No
b	Did the foundation make any investment in a prior year (but after December 31, 1969) that could jeopardize its charitable purpose that had not been removed from jeopardy before the first day of the tax year beginning in 2013?	4b		No

Part VII-B

Statements Regarding Activities for Which Form 4720 May Be Required (continued)

5a	During the year did the foundation pay or incur any amount to			
	(1) Carry on propaganda, or otherwise attempt to influence legislation (section 4945(e))?	<input type="checkbox"/> Yes <input checked="" type="checkbox"/> No		
	(2) Influence the outcome of any specific public election (see section 4955), or to carry on, directly or indirectly, any voter registration drive?	<input type="checkbox"/> Yes <input checked="" type="checkbox"/> No		
	(3) Provide a grant to an individual for travel, study, or other similar purposes?	<input type="checkbox"/> Yes <input checked="" type="checkbox"/> No		
	(4) Provide a grant to an organization other than a charitable, etc , organization described in section 509(a)(1), (2), or (3), or section 4940(d)(2)? (see instructions).	<input type="checkbox"/> Yes <input checked="" type="checkbox"/> No		
	(5) Provide for any purpose other than religious, charitable, scientific, literary, or educational purposes, or for the prevention of cruelty to children or animals?	<input type="checkbox"/> Yes <input checked="" type="checkbox"/> No		
b	If any answer is "Yes" to 5a(1)–(5), did <b>any</b> of the transactions fail to qualify under the exceptions described in Regulations section 53.4945 or in a current notice regarding disaster assistance (see instructions)?		5b	
	Organizations relying on a current notice regarding disaster assistance check here.	<input checked="" type="checkbox"/>		
c	If the answer is "Yes" to question 5a(4), does the foundation claim exemption from the tax because it maintained expenditure responsibility for the grant?	<input type="checkbox"/> Yes <input type="checkbox"/> No		
	If "Yes," attach the statement required by Regulations section 53.4945–5(d).			
6a	Did the foundation, during the year, receive any funds, directly or indirectly, to pay premiums on a personal benefit contract?	<input type="checkbox"/> Yes <input checked="" type="checkbox"/> No		
b	Did the foundation, during the year, pay premiums, directly or indirectly, on a personal benefit contract?		6b	No
	If "Yes" to 6b, file Form 8870.			
7a	At any time during the tax year, was the foundation a party to a prohibited tax shelter transaction?	<input type="checkbox"/> Yes <input checked="" type="checkbox"/> No		
b	If yes, did the foundation receive any proceeds or have any net income attributable to the transaction?		7b	

Part VIII

Information About Officers, Directors, Trustees, Foundation Managers, Highly Paid Employees, and Contractors

1 List all officers, directors, trustees, foundation managers and their compensation (see instructions).				
(a) Name and address	(b) Title, and average hours per week devoted to position	(c) Compensation (If not paid, enter -0-)	(d) Contributions to employee benefit plans and deferred compensation	(e) Expense account, other allowances
DOROTHEA P SMITH	PRESIDENT	0	0	0
49666 VILLA VIEW EAST LIVERPOOL, OH 43920	0 00			
JOSEPH E PATRICK JR	FIRST V P	0	0	0
417 CLAIREMONT AVENUE 305 DECATUR, GA 30030	0 00			
WILLIAM L SMITH IV	SECOND V P	0	0	0
49666 VILLA VIEW EAST LIVERPOOL, OH 43920	0 00			
HILDA B PATRICK	SEC /TREAS	0	0	0
417 CLAIREMONT AVENUE 305 DECATUR, GA 30030	0 00			
2 Compensation of five highest-paid employees (other than those included on line 1—see instructions). If none, enter "NONE."				
(a) Name and address of each employee paid more than \$50,000	(b) Title, and average hours per week devoted to position	(c) Compensation	(d) Contributions to employee benefit plans and deferred compensation	(e) Expense account, other allowances
NONE				
Total number of other employees paid over \$50,000.				

## Part VIII

**3 Five highest-paid independent contractors for professional services (see instructions). If none, enter "NONE".**

NONE

**Total** number of others receiving over \$50,000 for professional services. . . . . ▶

## Part IX-A

**1**

2

3

4

## Part IX-B

Describe the two largest program-related investments made by the foundation during the tax year on lines 1 and 2

Amount

1 N/A

2

All other program-related investments See page 24 of the instructions

3

**Total.** Add lines 1 through 3 . . . . .

Part X

Minimum Investment Return (All domestic foundations must complete this part. Foreign foundations, see instructions.)

1	Fair market value of assets not used (or held for use) directly in carrying out charitable, etc , purposes		
a	Average monthly fair market value of securities. . . . .	1a	5,133,586
b	Average of monthly cash balances. . . . .	1b	554,145
c	Fair market value of all other assets (see instructions). . . . .	1c	0
d	Total (add lines 1a, b, and c). . . . .	1d	5,687,731
e	Reduction claimed for blockage or other factors reported on lines 1a and 1c (attach detailed explanation). . . . .	1e	
2	Acquisition indebtedness applicable to line 1 assets. . . . .	2	
3	Subtract line 2 from line 1d. . . . .	3	5,687,731
4	Cash deemed held for charitable activities Enter 1 1/2% of line 3 (for greater amount, see instructions). . . . .	4	85,316
5	Net value of noncharitable-use assets. Subtract line 4 from line 3 Enter here and on Part V, line 4	5	5,602,415
6	Minimum investment return. Enter 5% of line 5. . . . .	6	280,121

Part XI

Distributable Amount (see instructions) (Section 4942(j)(3) and (j)(5) private operating foundations and certain foreign organizations check here ☐ and do not complete this part.)

1	Minimum investment return from Part X, line 6. . . . .	1	280,121
2a	Tax on investment income for 2013 from Part VI, line 5. . . . .	2a	4,958
b	Income tax for 2013 (This does not include the tax from Part VI ). . . . .	2b	
c	Add lines 2a and 2b. . . . .	2c	4,958
3	Distributable amount before adjustments Subtract line 2c from line 1. . . . .	3	275,163
4	Recoveries of amounts treated as qualifying distributions. . . . .	4	
5	Add lines 3 and 4. . . . .	5	275,163
6	Deduction from distributable amount (see instructions). . . . .	6	
7	Distributable amount as adjusted Subtract line 6 from line 5 Enter here and on Part XIII, line 1. . . . .	7	275,163

Part XII

Qualifying Distributions (see instructions)

1	Amounts paid (including administrative expenses) to accomplish charitable, etc , purposes		
a	Expenses, contributions, gifts, etc —total from Part I, column (d), line 26. . . . .	1a	266,845
b	Program-related investments—total from Part IX-B. . . . .	1b	
2	Amounts paid to acquire assets used (or held for use) directly in carrying out charitable, etc , purposes. . . . .	2	
3	Amounts set aside for specific charitable projects that satisfy the		
a	Suitability test (prior IRS approval required). . . . .	3a	
b	Cash distribution test (attach the required schedule). . . . .	3b	
4	Qualifying distributions. Add lines 1a through 3b Enter here and on Part V, line 8, and Part XIII, line 4	4	266,845
5	Foundations that qualify under section 4940(e) for the reduced rate of tax on net investment income Enter 1% of Part I, line 27b (see instructions). . . . .	5	
6	Adjusted qualifying distributions. Subtract line 5 from line 4. . . . .	6	266,845
Note: The amount on line 6 will be used in Part V, column (b), in subsequent years when calculating whether the foundation qualifies for the section 4940(e) reduction of tax in those years			

Part XIII

Undistributed Income (see instructions)

	(a) Corpus	(b) Years prior to 2012	(c) 2012	(d) 2013
1 Distributable amount for 2013 from Part XI, line 7				275,163
2 Undistributed income, if any, as of the end of 2013				
a Enter amount for 2012 only. . . . .			255,781	
b Total for prior years 20____, 20____, 20____				
3 Excess distributions carryover, if any, to 2013				
a From 2008. . . . .				
b From 2009. . . . .				
c From 2010. . . . .				
d From 2011. . . . .				
e From 2012. . . . .				
f Total of lines 3a through e. . . . .				
4 Qualifying distributions for 2013 from Part XII, line 4 ▶ \$ 266,845			255,781	
a Applied to 2012, but not more than line 2a				
b Applied to undistributed income of prior years (Election required—see instructions). . . . .				
c Treated as distributions out of corpus (Election required—see instructions). . . . .				
d Applied to 2013 distributable amount. . . . .				11,064
e Remaining amount distributed out of corpus				
5 Excess distributions carryover applied to 2013 (If an amount appears in column (d), the same amount must be shown in column (a).)				
6 Enter the net total of each column as indicated below:				
a Corpus Add lines 3f, 4c, and 4e Subtract line 5				
b Prior years' undistributed income Subtract line 4b from line 2b. . . . .				
c Enter the amount of prior years' undistributed income for which a notice of deficiency has been issued, or on which the section 4942(a) tax has been previously assessed. . . . .				
d Subtract line 6c from line 6b Taxable amount—see instructions . . . . .				
e Undistributed income for 2012 Subtract line 4a from line 2a Taxable amount—see instructions . . . . .				
f Undistributed income for 2013 Subtract lines 4d and 5 from line 1 This amount must be distributed in 2014 . . . . .				264,099
7 Amounts treated as distributions out of corpus to satisfy requirements imposed by section 170(b)(1)(F) or 4942(g)(3) (see instructions). . . . .				
8 Excess distributions carryover from 2008 not applied on line 5 or line 7 (see instructions). . . .				
9 Excess distributions carryover to 2014. Subtract lines 7 and 8 from line 6a . . . . .				
10 Analysis of line 9				
a Excess from 2009. . . .				
b Excess from 2010. . . .				
c Excess from 2011. . . .				
d Excess from 2012. . . .				
e Excess from 2013. . . .				

Part XIV Private Operating Foundations (see instructions and Part VII-A, question 9)

1a

If the foundation has received a ruling or determination letter that it is a private operating foundation, and the ruling is effective for 2013, enter the date of the ruling. . . . .

b

Check box to indicate whether the organization is a private operating foundation described in section 4942(j)(3) or 4942(j)(5)

☐ 4942(j)(3) or ☐ 4942(j)(5)

2a	Enter the lesser of the adjusted net income from Part I or the minimum investment return from Part X for each year listed . . . . .	Tax year	Prior 3 years			(e) Total
		(a) 2013	(b) 2012	(c) 2011	(d) 2010	
b	85% of line 2a . . . . .					
c	Qualifying distributions from Part XII, line 4 for each year listed . . . . .					
d	Amounts included in line 2c not used directly for active conduct of exempt activities . . . . .					
e	Qualifying distributions made directly for active conduct of exempt activities. Subtract line 2d from line 2c . . . . .					
3	Complete 3a, b, or c for the alternative test relied upon					
a	"Assets" alternative test—enter					
	(1) Value of all assets . . . . .					
	(2) Value of assets qualifying under section 4942(j)(3)(B)(i)					
b	"Endowment" alternative test— enter 2/3 of minimum investment return shown in Part X, line 6 for each year listed. . . . .					
c	"Support" alternative test—enter					
	(1) Total support other than gross investment income (interest, dividends, rents, payments on securities loans (section 512(a)(5)), or royalties) . . . . .					
	(2) Support from general public and 5 or more exempt organizations as provided in section 4942(j)(3)(B)(iii). . . . .					
	(3) Largest amount of support from an exempt organization					
	(4) Gross investment income					

Part XV Supplementary Information (Complete this part only if the organization had \$5,000 or more in assets at any time during the year—see instructions.)

1

Information Regarding Foundation Managers:

a

List any managers of the foundation who have contributed more than 2% of the total contributions received by the foundation before the close of any tax year (but only if they have contributed more than \$5,000) (See section 507(d)(2) )

b

List any managers of the foundation who own 10% or more of the stock of a corporation (or an equally large portion of the ownership of a partnership or other entity) of which the foundation has a 10% or greater interest

2

Information Regarding Contribution, Grant, Gift, Loan, Scholarship, etc., Programs:

Check here ☐ if the foundation only makes contributions to preselected charitable organizations and does not accept unsolicited requests for funds. If the foundation makes gifts, grants, etc. (see instructions) to individuals or organizations under other conditions, complete items 2a, b, c, and d.

a

The name, address, and telephone number or e-mail address of the person to whom applications should be addressed

HILDA B PATRICK  
PO BOX 1048  
DECATUR, GA 30031  
(404) 687-8999

b

The form in which applications should be submitted and information and materials they should include

PROPOSALS SHOULD INCLUDE THE FOLLOWING 1) BRIEF DESCRIPTION OF THE ORGANIZATION AND PROGRAM IN NEED, 2) NAMES OF ORGANIZATION'S OFFICERS, 3) AMOUNT REQUESTED AND OTHER EXPECTED SOURCES OF SUPPORT, 4) A COPY OF THE IRS EXEMPTION LETTER

c

Any submission deadlines

THE BOARD OF DIRECTORS WILL CONSIDER GRANT REQUESTS TWICE EACH YEAR AT WINTER AND SUMMER MEETINGS

d

Any restrictions or limitations on awards, such as by geographical areas, charitable fields, kinds of institutions, or other factors

THE PRIMARY EMPHASIS OF THE FOUNDATION IS THE SUPPORT OF INSTITUTIONS OF THE PRESBYTERIAN CHURCH (USA), WITH A SECONDARY FOCUS ON THE CAPITAL EXPENDITURES OF LOCAL CHARITIES IN THE COMMUNITIES OF THE DIRECTORS. GRANTS WILL NOT NORMALLY BE MADE TO PRIVATE, PRIMARY, OR SECONDARY SCHOOLS, OR DIRECTLY TO NATIONAL ORGANIZATIONS. A WRITTEN FOLLOW-UP REPORT ON THE USE OF EACH GRANT IS EXPECTED.

Part XV

Supplementary Information (continued)

3 Grants and Contributions Paid During the Year or Approved for Future Payment

Recipient	If recipient is an individual, show any relationship to any foundation manager or substantial contributor	Foundation status of recipient	Purpose of grant or contribution	Amount
Name and address (home or business)				
a Paid during the year See Additional Data Table				
Total . . . . .			3a	260,000
b Approved for future payment				
Total . . . . .			3b	

Enter gross amounts unless otherwise indicated

## Part XVI-B Relationship of Activities to the Accomplishment of Exempt Purposes

[illegible]

Part XVII

Information Regarding Transfers To and Transactions and Relationships With Noncharitable Exempt Organizations

1

Did the organization directly or indirectly engage in any of the following with any other organization described in section 501(c) of the Code (other than section 501(c)(3) organizations) or in section 527, relating to political organizations?

a

Transfers from the reporting foundation to a noncharitable exempt organization of

(1)

Cash.

(2)

Other assets.

b

Other transactions

(1)

Sales of assets to a noncharitable exempt organization.

(2)

Purchases of assets from a noncharitable exempt organization.

(3)

Rental of facilities, equipment, or other assets.

(4)

Reimbursement arrangements.

(5)

Loans or loan guarantees.

(6)

Performance of services or membership or fundraising solicitations.

c

Sharing of facilities, equipment, mailing lists, other assets, or paid employees.

d

If the answer to any of the above is "Yes," complete the following schedule. Column (b) should always show the fair market value of the goods, other assets, or services given by the reporting foundation. If the foundation received less than fair market value in any transaction or sharing arrangement, show in column (d) the value of the goods, other assets, or services received.

Yes

No

1a(1)

No

1a(2)

No

1b(1)

No

1b(2)

No

1b(3)

No

1b(4)

No

1b(5)

No

1b(6)

No

1c

No

(a) Line No	(b) Amount involved	(c) Name of noncharitable exempt organization	(d) Description of transfers, transactions, and sharing arrangements

2a

Is the foundation directly or indirectly affiliated with, or related to, one or more tax-exempt organizations described in section 501(c) of the Code (other than section 501(c)(3)) or in section 527?

Yes

No

b

If "Yes," complete the following schedule

(a) Name of organization	(b) Type of organization	(c) Description of relationship

Sign Here

Under penalties of perjury, I declare that I have examined this return, including accompanying schedules and statements, and to the best of my knowledge and belief, it is true, correct, and complete. Declaration of preparer (other than taxpayer or fiduciary) is based on all information of which preparer has any knowledge.

\*\*\*\*\*

Signature of officer or trustee

2015-02-03

Date

\*\*\*\*\*

Title

May the IRS discuss this return with the preparer shown below (see instr.)?

Yes

No

Paid Preparer Use Only

Print/Type preparer's name  
LYNN PASQUALETTI  
EA

Preparer's Signature

Date  
2015-02-16

Check if self-employed ☐

PTIN  
P00049658

Firm's name ☐ HLM ACCOUNTING & TAX INC

Firm's EIN ☐ 58-1794921

Firm's address ☐ 160 CLAIREMONT AVE STE 360 DECATUR, GA 300302501

Phone no (404) 836-1120

Form 990-PF (2013)

Form 990PF Part IV - Capital Gains and Losses for Tax on Investment Income - Columns a - d

(a) List and describe the kind(s) of property sold (e g , real estate, 2-story brick warehouse, or common stock, 200 shs MLC Co )	(b) How acquired P—Purchase D—Donation	(c) Date acquired (mo , day, yr )	(d) Date sold (mo , day, yr )
50,000 SHARES OCCIDENTAL PETE	P	2012-07-25	2013-12-13
500 SHARES SOUTHWESTERN ENERGY	P	2012-02-01	2014-02-04
875 SHARES ANGLO AMERN PLC ADR	P	2009-08-11	2013-11-05
25 GOOGLE INC CL A	P	2011-04-15	2014-01-31
475 SHARES ANGLO AMERN PLC ADR	P	2011-05-11	2013-11-05
50,000 TREASURY NOTE (TIPS)	P	2009-01-21	2014-01-15
150 SHARES PERRIGO	P	2013-04-16	2013-12-18
50 THERMO FISHER SCIENTIFIC	P	2011-05-11	2014-01-07
800 SHARES PEABODY ENERGY	P	2011-05-04	2014-08-18
500 SHARES THERMO SCIENTIFIC	P	2011-05-11	2014-01-07
750 SHARES PEABODY ENERGY	P	2013-04-01	2014-08-18
75 SHARES THERMO SCIENTIFIC	P	2012-01-17	2014-01-07
55,000 US TREAS NOTE (TIPS)	P	2010-06-22	2014-07-16
1,100 SYSCO	P	2009-06-04	2014-01-06
100,000 SHARES BELL SOUTH	P	2008-05-13	2014-07-15
375 SHARES WALGREEN	P	2008-10-14	2014-02-03
425 SHARES GILEAD SCIENCES INC	P	2011-05-11	2014-07-08
350 LULULEMON	P	2014-02-28	2014-06-16
350 SHARES EXPEDITORS INTL WASH	P	2007-09-05	2014-05-16
1300 ISHARES TR CORE	P	2011-08-22	2014-08-28
350 SHARES EXPEDITORS INTL WASH	P	2008-02-13	2014-05-16
575 SHARES UNITED TECHNOLOGIES	P	2012-07-12	2014-05-12
750 ABB LTD ADR	P	2013-01-29	2014-05-07
675 ABB LTD ADR	P	2013-03-04	2014-05-07
300 SHARES WALGREEN	P	2008-10-14	2014-02-14


Form 990PF Part IV - Capital Gains and Losses for Tax on Investment Income - Columns e - h

(e) Gross sales price	(f) Depreciation allowed (or allowable)	(g) Cost or other basis plus expense of sale	(h) Gain or (loss) (e) plus (f) minus (g)
50,000		50,801	-801
20,919		15,227	5,692
10,677		13,409	-2,732
29,404		13,560	15,844
5,796		11,494	-5,698
63,140		57,205	5,935
23,302		17,612	5,690
5,552		3,057	2,495
12,708		50,517	-37,809
55,524		30,564	24,960
11,913		15,473	-3,560
8,329		3,757	4,572
65,794		56,466	9,328
39,587		26,620	12,967
110,212		100,015	10,197
20,917		8,815	12,102
36,803		8,654	28,149
13,152		17,608	-4,456
16,206		15,340	866
98,594		63,704	34,890
16,206		14,154	2,052
37,876		29,575	8,301
17,434		16,125	1,309
15,691		15,229	462
19,479		7,052	12,427


Form 990PF Part IV - Capital Gains and Losses for Tax on Investment Income - Columns i - l

Complete only for assets showing gain in column (h) and owned by the foundation on 12/31/69			(l) Gains (Col (h) gain minus col (k), but not less than -0-) or Losses (from col (h))
(i) F M V as of 12/31/69	(j) Adjusted basis as of 12/31/69	(k) Excess of col (i) over col (j), if any	
			-801
			5,692
			-2,732
			15,844
			-5,698
			5,935
			5,690
			2,495
			-37,809
			24,960
			-3,560
			4,572
			9,328
			12,967
			10,197
			12,102
			28,149
			-4,456
			866
			34,890
			2,052
			8,301
			1,309
			462
			12,427


Form 990PF Part XV Line 3 - Grants and Contributions Paid During the Year or Approved for Future Payment

Recipient	If recipient is an individual, show any relationship to any foundation manager or substantial contributor	Foundation status of recipient	Purpose of grant or contribution	Amount
Name and address (home or business)				
<b>a</b> Paid during the year				
COLUMBIA THEOLOGICAL SEMINARY 701 S COLUMBIA DR DECATUR,GA 30030		PUBLIC	JOSEPH & GERALDINE PATRICK SCHOLARSH	10,000
DECATUR EDUCATION FOUNDATION 200 NELSON FERRY RD STE B DECATUR,GA 30030		PUBLIC	PATRICK FAMILY SCHOLARSHIP	15,000
FIRST PRESBYTERIAN CHURCH OF HIGHLANDS 471 MAIN ST HIGHLANDS,NC 28741		PUBLIC	GENERAL BUDGET / CO-PASTOR FD	11,500
COMMUNITY FOUNDATION OF WNC 4 VANDERBILT DR 300 ASHEVILLE,NC 28803		PUBLIC	HIGHLANDS UNRESTRICTED FUND	1,500
HIGHLANDS-CASHIERS LAND TRUST 348 S5TH ST PO BOX 1703 HIGHLANDS,NC 28741		PUBLIC	OPERATING BUDGET	5,000
MARCH OF DIMES GA CHAPTER 1776 PEACHTREE ST STE 10 ATLANTA,GA 30303		PUBLIC	PREMATURE BIRTH CAMPAIGN	5,000
ST STEPHEN'S EPISCOPAL CHURCH 220 WEST FOURTH ST EAST LIVERPOOL,OH 43920		PUBLIC	MAINTENANCE & REPAIR FUND	15,000
HIGHLANDS-CASHIERS HOSPITAL FOUND 190 HOSPITAL DR HIGHLANDS,NC 28741		PUBLIC	EQUIPMENT PURCHASE	10,000
COMMUNITY CARE CLINIC OF HIGHLANDS 240 TUCKER AVE WINSTONSALEM,NC 27104		PUBLIC	OPERATING BUDGET	5,000
HUDSON LIBRARY 96 LIBERTY ST HUDSON,OH 44236		PUBLIC	ANNUAL FUND	10,000
PACE ACADEMY 966 WEST PACES FERRY RD ATLANTA,GA 30327		PUBLIC	ANNUAL FUND	5,000
EAST LIVERPOOL-FAWCETT COMM FOUND PO BOX 458 EAST LIVERPOOL,OH 43920		PUBLIC	THOMPSON PARK-SOCCER FIELD	35,000
TEAM MOJO FOUNDATION PO BOX 44 EAST LIVERPOOL,OH 43920		PUBLIC	FINANCIAL AID GRANTS	5,000
PRESBYTERIAN COLLEGE 503 SOUTH BROAD ST CLINTON,SC 29325		PUBLIC	PATRICK SCHOLARSHIP	10,000
ARTHRITIS FOUNDATION-GA CHAPTER PO BOX 7669 ATLANTA,GA 30357		PUBLIC	LITERATURE REQUESTS	1,000
<b>Total . . . . .</b>  <b>3a</b>				260,000

Form 990PF Part XV Line 3 - Grants and Contributions Paid During the Year or Approved for Future Payment

Recipient	If recipient is an individual, show any relationship to any foundation manager or substantial contributor	Foundation status of recipient	Purpose of grant or contribution	Amount
Name and address (home or business)				
<b>a</b> Paid during the year				
OUR HOUSE INC 711 SOUTH CAROLINA DR DECATUR,GA 30030		PUBLIC	OPERATING /MERGER W GENESIS	5,000
HIGH MUSEUM OF ART 1280 PEACHTREE ST ATLANTA,GA 30309		PUBLIC	PHOTOGRAPHY TRAVEL BUDGET	5,000
THE NATURE CONSERVANCY- GA CH 1330 WPTREE ST STE 410 ATLANTA,GA 30309		PUBLIC	CAPITAL CAMPAIGN	5,000
THE FIRST TEE OF CHARLOTTE 2661 BARRINGER DR CHARLOTTE,NC 28208		PUBLIC	SCHOLARSHIPS	2,500
HARRIS YMCA OF CHARLOTTE 5900 QUAIL HOLLOW DR CHARLOTTE,NC 28210		PUBLIC	CHILDREN'S SWIM PROGRAM	7,500
THE PEDDIE SCHOOL 201 SOUTH MAIN ST HIGHTSTOWN,NJ 08520		PUBLIC	ART HISTORY DEPARTMENT	2,000
COMMUNITY FOUNDATION FOR NEWTON CO 50 HURT PLAZA STE 449 ATLANTA,GA 30303		PUBLIC	BIG HEART AWARD	2,000
ST CHRISTOPHER'S SCHOOL 711 ST CHRISTOPHERS RD RICHMOND,VA 23226		PUBLIC	FINANCIAL EDUCATION PROGRAM	5,000
FIRST PRESBYTERIAN CHURCH 1169 CLARK ST COVINGTON,GA 30014		PUBLIC	OPERATING BUDGET	10,000
EAST LAKE FOUNDATION 2606 ALSTON DR ATLANTA,GA 30317		PUBLIC	SHELTERING ARMS CENTER	7,000
THE LITERACY COUNCIL OF HIGHLANDS 348 SOUTH FIFTH STREET HIGHLANDS,NC 28741		PUBLIC	IMAGINATION LIBRARY	2,500
HIGHLANDS COMM CHILD DEV CTR 89 CHURCH ST HIGHLANDS,NC 28741		PUBLIC	ANNUAL FUND	2,500
VANDERBILT UNIVERSITY 2211 GARLAND AVE NASHVILLE,TN 37212		PUBLIC	ANNUAL FUND	5,000
ST ANDREW'S SCHOOL 227 SOUTH CHERRY ST RICHMOND,VA 23220		PUBLIC	ACADEMIC/CREATIVE ENRICHMENT PROG	8,000
WYLDE CENTER 435 OAKVIEW RD DECATUR,GA 30030		PUBLIC	CO-OP W CITY SCHOOLS OF DECATUR	5,000
<b>Total . . . . .</b>  <b>3a</b>				260,000

Form 990PF Part XV Line 3 - Grants and Contributions Paid During the Year or Approved for Future Payment

Recipient	If recipient is an individual, show any relationship to any foundation manager or substantial contributor	Foundation status of recipient	Purpose of grant or contribution	Amount
Name and address (home or business)				
<b>a</b> <i>Paid during the year</i>				
ST LUKE'S EPISCOPAL SCHOOL 435 PEACHTREE ST NE ATLANTA,GA 30308		PUBLIC	JOHN R FOSTER SCHOLARSHIP	2,500
PIEDMONT HEALTHCARE FOUNDATION 2001 PEACHTREE RD NE ATLANTA,GA 30309		PUBLIC	WOMEN'S CENTER FUND	1,500
EAST LIVERPOOL YMCA 500 E 4TH ST EAST LIVERPOOL,OH 43920		PUBLIC	FITNESS EQUIPMENT	9,000
ATLANTA CELEBRATES PHOTOGRAPHY 1135 SHERIDAN RD NE ATLANTA,GA 30324		PUBLIC	ANNUAL FUND	5,000
THE UNIVERSITY OF THE SOUTH 735 UNIVERSITY AVE SEWANEE,TN 37383		PUBLIC	ANNUAL FUND	2,500
WASHINGTON AND LEE UNIVERSITY 204 W WASHINGTON ST LEXINGTON,VA 24450		PUBLIC	ANNUAL FUND	2,500
GLOBAL VILLAGE PROJECT 205 SYCAMORE ST DECATUR,GA 30030		PUBLIC	OPERATING EXPENSES	3,000
NORTHSIDE METHODIST PRESCHOOL 2799 NORTHSIDE DRIVE ATLANTA,GA 30305		PUBLIC	OUTDOOR CLASSROOM	3,500
CLEMSON UNIVERSITY CLEMSON UNIVERSITY CLEMSON,SC 29634		PUBLIC	CAREER SERVICES	5,000
LEADING THE WAY FOR HELP PO BOX 20100 ATLANTA,GA 30325		PUBLIC	PERSECUTED FUND	2,500
PRESBYTERIAN HOMES OF GEORGIA 301 E SCREVEN ST QUITMAN,GA 31643		PUBLIC	CARING HANDS FUND	5,000
<b>Total . . . . .</b>  <b>3a</b>				260,000

## TY 2013 Accounting Fees Schedule

**Name:** PATRICK FAMILY FOUNDATION INC

**EIN:** 58-1820403

Category	Amount	Net Investment Income	Adjusted Net Income	Disbursements for Charitable Purposes
WINDHAM BRANNON, P C ACCTING	3,800			3,800
WINDHAM BRANNON, P C TAX PREP	2,350			2,350

**TY 2013 Compensation Explanation****Name:** PATRICK FAMILY FOUNDATION INC**EIN:** 58-1820403

Person Name	Explanation
DOROTHEA P SMITH	
JOSEPH E PATRICK JR	
WILLIAM L SMITH IV	
HILDA B PATRICK	

**TY 2013 Investments Corporate  
Bonds Schedule****Name:** PATRICK FAMILY FOUNDATION INC**EIN:** 58-1820403

Name of Bond	End of Year Book Value	End of Year Fair Market Value
ZELIFF-WALLACE - SEE STMT A-1	450,259	461,593
FRENCH, WOLF & FARR -SEE STMT A-2	1,766,846	1,754,146

# TY 2013 Investments Corporate Stock Schedule

**Name:** PATRICK FAMILY FOUNDATION INC

**EIN:** 58-1820403

Name of Stock	End of Year Book Value	End of Year Fair Market Value
ZELIFF-WALLACE - SEE STMT A-1	1,314,948	1,827,802
FRENCH WOLF & FARR - SEE STMT A-2	465,295	556,048

# **TY 2013 Investments Government Obligations Schedule**

**Name:** PATRICK FAMILY FOUNDATION INC

**EIN:** 58-1820403

**US Government Securities - End of  
Year Book Value:**

501,784

**US Government Securities - End of  
Year Fair Market Value:**

503,711

**State & Local Government  
Securities - End of Year Book  
Value:**

**State & Local Government  
Securities - End of Year Fair  
Market Value:**

**TY 2013 Other Expenses Schedule****Name:** PATRICK FAMILY FOUNDATION INC**EIN:** 58-1820403

Description	Revenue and Expenses per Books	Net Investment Income	Adjusted Net Income	Disbursements for Charitable Purposes
EXPENSES				
POSTAGE AND SHIPPING	301			301
WIRE TRANSFER FEE	15	15		
USPS PO BOX RENTAL	394			394

TY 2013 Other Increases Schedule

**Name:** PATRICK FAMILY FOUNDATION INC

**EIN:** 58-1820403

Description	Amount
PRIOR PERIOD ADJUSTMENT	3,545

TY 2013 Other Professional Fees Schedule

Name: PATRICK FAMILY FOUNDATION INC

EIN: 58-1820403

Category	Amount	Net Investment Income	Adjusted Net Income	Disbursements for Charitable Purposes
ZELIFF-WALLACE MANAGEMENT FEES	17,230	17,230		
FRENCH WOLF & FARR MANAGEMENT FE	24,269	24,269		

# TY 2013 Taxes Schedule

**Name:** PATRICK FAMILY FOUNDATION INC

**EIN:** 58-1820403

Category	Amount	Net Investment Income	Adjusted Net Income	Disbursements for Charitable Purposes
ANNUAL CORPORATE REGISTRATION	30			
EXCISE TAX	6,493			

09/30/14

PATRICK FAMILY FOUNDATION, INC.

PORTFOLIO SUMMARY

	<u>TOTAL COST</u>	<u>MARKET VALUE</u>	<u>% OF PORT</u>	<u>ESTIMATED ANNUAL INCOME</u>
Cash And Cash Equivalents	\$116,814.60	\$116,814.60	4.00%	\$0.00
Fixed Income	952,043.14	965,303.70	33.06	28,677.25
Common Stocks	1,259,140.06	1,767,719.63	60.56	33,170.70
Preferred Stocks	55,807.77	60,082.00	2.06	3,368.20
Total Managed Holdings	<u>2,383,805.57</u>	<u>2,909,919.93</u>	<u>99.68</u>	<u>65,216.15</u>
Total Investments	<u>2,383,805.57</u>	<u>2,909,919.93</u>	<u>99.68</u>	<u>65,216.15</u>
Accrued Income		9,415.93	0.32	
Portfolio Total	<u><u>\$2,383,805.57</u></u>	<u><u>\$2,919,335.86</u></u>	<u><u>100.00%</u></u>	<u><u>\$65,216.15</u></u>

STATEMENT A-1

09/30/14

## PATRICK FAMILY FOUNDATION, INC.

## PORTFOLIO HOLDINGS

SHARES/ PAR VALUE	SECURITY	UNIT COST	TOTAL COST	MARKET PRICE	MARKET VALUE	% OF PORT	ESTIMATED ANNUAL INCOME
Cash Reserves							
<i>Cash And Cash Equivalents</i>							
1,168	Charles Schwab Government Securities Fund	100.000	\$116,814.60	100.000	\$116,814.60	4.00	\$0.00
Fixed Income							
<i>Government Obligations</i>							
100,000	U S Treasury Note 4.250% Due 08/15/15	98.391	98,391.19	103.602	103,602.00	3.55	4,250.00
<i>Government Agencies</i>							
60,000	Federal Home Loan Mtge Step 1.250% Due 03/26/21	100.025	60,015.00	100.089	60,053.40	2.06	750.00
55,000	Federal Home Loan Mtge Corp 2.000% Due 05/20/22	99.777	54,877.50	96.400	53,020.00	1.82	1,100.00
70,000	Federal Farm Credit Bank 2.480% Due 03/27/23	94.821	66,375.00	98.149	68,704.30	2.35	1,736.00
50,000	Federal National Mtge Step 1.500% Due 07/30/27	100.030	50,015.00	98.716	49,358.00	1.69	750.00
100,000	Federal Home Loan Bank Step 2.500% Due 02/14/28	100.015	100,015.00	94.331	94,331.00	3.23	2,500.00
80,000	Federal National Mtge Step 2.000% Due 05/15/28	90.119	72,095.00	93.303	74,642.40	2.56	1,600.00
<i>Total Government Agencies</i>			403,392.50		400,109.10	13.71	8,436.00
<i>Corporate Bonds</i>							
50,000	Statoilhydro 2.900% Due 10/15/14	100.030	50,015.00	100.083	50,041.50	1.71	1,450.00
100,000	Swiss Bank 7.000% Due 10/15/15	92.958	92,958.00	106.217	106,217.00	3.64	7,000.00

09/30/14

## PATRICK FAMILY FOUNDATION, INC.

## PORTFOLIO HOLDINGS

SHARES/ PAR VALUE	SECURITY	UNIT COST	TOTAL COST	MARKET PRICE	MARKET VALUE	% OF PORT	ESTIMATED ANNUAL INCOME
60,000	Caterpillar Financial 2.050% Due 08/01/16	102.888	61,732.80	102.220	61,332.00	2.10	1,230.00
80,000	I B M 1.625% Due 05/15/20	95.419	76,335.00	95.782	76,625.60	2.62	1,300.00
55,000	Thermo Fisher 3.600% Due 08/15/21	104.526	57,489.45	102.984	56,641.20	1.94	1,980.00
55,000	Shell International Fin 2.375% Due 08/21/22	94.571	52,014.20	96.338	52,985.90	1.81	1,306.25
60,000	Analog Devices 2.875% Due 06/01/23	99.525	59,715.00	96.249	57,749.40	1.98	1,725.00
<i>Total Corporate Bonds</i>			450,259.45		461,592.60	15.80	15,991.25
<i>Total Fixed Income</i>			952,043.14		965,303.70	33.06	28,677.25
<b>Common Stocks</b>							
<i>Consumer Discretionary</i>							
500	Bed Bath & Beyond Inc	63.502	31,750.94	65.830	32,915.00	1.13	0.00
525	Twenty First Centy Fox Inc Cl B	34.591	18,160.25	33.310	17,487.75	0.60	131.25
250	Yum Brands	61.752	15,437.95	71.980	17,995.00	0.62	410.00
<i>Total Consumer Discretionary</i>			65,349.14		68,397.75	2.35	541.25
<i>Consumer Staples</i>							
650	Bunge Limited	59.056	38,386.25	84.230	54,749.50	1.88	884.00
1,000	Coca-Cola Co	23.268	23,268.00	42.660	42,660.00	1.46	1,220.00
825	Dr Pepper Snapple Group Inc	38.732	31,953.86	64.310	53,055.75	1.82	1,353.00
550	Fresh Market	32.001	17,600.54	34.930	19,211.50	0.66	0.00
1,125	Mondelez Intl Inc	29.358	33,028.12	34.265	38,548.13	1.32	675.00
550	Procter & Gamble	39.987	21,992.65	83.740	46,057.00	1.58	1,415.70
<i>Total Consumer Staples</i>			166,229.42		254,281.88	8.72	5,547.70

09/30/14

## PATRICK FAMILY FOUNDATION, INC.

## PORTFOLIO HOLDINGS

SHARES/ PAR VALUE SECURITY		UNIT COST	TOTAL COST	MARKET PRICE	MARKET VALUE	% OF PORT	ESTIMATED ANNUAL INCOME
<i>Energy</i>							
550	Chevrontexaco	66.559	36,607.58	119.320	65,626.00	2.25	2,354.00
250	Eog Resources Inc.	59.604	14,901.00	99.020	24,755.00	0.85	167.50
325	Fmc Technologies Inc	53.284	17,317.35	54.310	17,650.75	0.60	0.00
675	Kayne Anderson Mlp Investment Company	28.617	19,316.76	40.840	27,567.00	0.94	1,755.00
275	Noble Energy Inc	62.463	17,177.31	68.360	18,799.00	0.64	198.00
450	Schlumberger	70.805	31,862.09	101.690	45,760.50	1.57	720.00
<i>Total Energy</i>			137,182.09		200,158.25	6.85	5,194.50
<i>Financials</i>							
1,875	Banco Bradesco S A Sp ADR Pfd	15.220	28,538.14	14.250	26,718.75	0.92	172.50
1,575	Bancorp Inc	11.477	18,075.62	8.590	13,529.25	0.46	0.00
250	Cme Group Inc	54.800	13,700.04	79.955	19,988.75	0.68	470.00
1,425	East West Bancorp Inc	23.079	32,887.98	34.000	48,450.00	1.66	1,026.00
375	J.P. Morgan Chase & Co	31.001	11,625.51	60.240	22,590.00	0.77	600.00
675	Metlife	39.061	26,366.49	53.720	36,261.00	1.24	945.00
675	U S Bancorp	20.693	13,967.55	41.830	28,235.25	0.97	661.50
<i>Total Financials</i>			145,161.33		195,773.00	6.70	3,875.00
<i>Health Care</i>							
650	Alere Inc	25.441	16,536.89	38.780	25,207.00	0.86	0.00
525	Cardinal Health Inc	68.492	35,958.54	74.920	39,333.00	1.35	719.25
350	Celgene Corp	27.618	9,666.32	94.780	33,173.00	1.14	0.00
425	Gilead Sciences Inc	20.363	8,654.12	106.450	45,241.25	1.55	0.00
400	Johnson & Johnson	43.899	17,559.75	106.590	42,636.00	1.46	1,120.00
150	Perrigo Co Pcl	155.340	23,300.94	150.190	22,528.50	0.77	63.00
1,450	Tornier N V	19.563	28,366.59	23.900	34,655.00	1.19	0.00
<i>Total Health Care</i>			140,043.15		242,773.75	8.32	1,902.25

## STATEMENT A-1

09/30/14

## PATRICK FAMILY FOUNDATION, INC.

## PORTFOLIO HOLDINGS

SHARES/ PAR VALUE	SECURITY	UNIT COST	TOTAL COST	MARKET PRICE	MARKET VALUE	% OF PORT	ESTIMATED ANNUAL INCOME
<i>Industrials</i>							
425	Curtiss Wright Corp	41.217	17,517.17	65.920	28,016.00	0.96	221.00
625	Mrc Global Inc	28.366	17,729.01	23.320	14,575.00	0.50	0.00
425	Triumph Group Inc	65.370	27,782.22	65.050	27,646.25	0.95	68.00
300	Wabco Hldgs Inc	50.871	15,261.40	90.950	27,285.00	0.93	0.00
1,250	Xylem Inc	26.008	32,509.95	35.490	44,362.50	1.52	640.00
<i>Total Industrials</i>			110,799.75		141,884.75	4.86	929.00
<i>Information Technology</i>							
525	Apple Computer Inc	59.596	31,288.08	100.750	52,893.75	1.81	987.00
1,725	Cisco Systems	19.569	33,756.28	25.170	43,418.25	1.49	1,311.00
1,225	Comscore Inc	13.316	16,312.35	36.410	44,602.25	1.53	0.00
25	Google Inc Cl A	142.990	3,574.75	588.410	14,710.25	0.50	0.00
25	Google Inc Cl C	142.550	3,563.74	577.360	14,434.00	0.49	0.00
200	I B M	182.837	36,567.42	189.830	37,966.00	1.30	880.00
1,575	Microsoft	28.244	44,484.73	46.360	73,017.00	2.50	1,953.00
975	Oracle Systems Corp	19.570	19,081.06	38.280	37,323.00	1.28	468.00
550	Osi Systems Inc	66.200	36,409.93	63.480	34,914.00	1.20	0.00
475	Seagate Technology Plc	34.648	16,457.63	57.270	27,203.25	0.93	1,026.00
575	Teradata Corp Del	52.320	30,083.92	41.920	24,104.00	0.83	0.00
<i>Total Information Technology</i>			271,579.89		404,585.75	13.86	6,625.00
<i>Materials</i>							
275	Albemarle Corp	62.440	17,171.10	58.900	16,197.50	0.55	302.50
650	Du Pont E I De Nemours Co	46.409	30,166.17	71.760	46,644.00	1.60	1,222.00
1,200	Horsehead Hldg	15.512	18,614.25	16.530	19,836.00	0.68	0.00
975	Newmont Mining Corp	34.534	33,671.02	23.050	22,473.75	0.77	97.50
<i>Total Materials</i>			99,622.54		105,151.25	3.60	1,622.00

## STATEMENT A-1

09/30/14

## PATRICK FAMILY FOUNDATION, INC.

## PORTFOLIO HOLDINGS

SHARES/ PAR VALUE	SECURITY	UNIT COST	TOTAL COST	MARKET PRICE	MARKET VALUE	% OF PORT	ESTIMATED ANNUAL INCOME
<i>Telecommunications</i>							
1,650	A T & T	24.850	41,003.21	35.240	58,146.00	1.99	3,036.00
725	Verizon Communications	49.036	35,550.92	49.990	36,242.75	1.24	1,595.00
<i>Total Telecommunications</i>			76,554.13		94,388.75	3.23	4,631.00
<i>Utilities</i>							
1,175	A G L Resources	39.675	46,618.62	51.340	60,324.50	2.07	2,303.00
<i>Total Common Stocks</i>			1,259,140.06		1,767,719.63	60.56	33,170.70
<i>Preferred Stocks</i>							
2,200	Pnc Financial Serv Pfd 6.125% 12/31/49	25.367	55,807.77	27.310	60,082.00	2.06	3,368.20
<i>Total Investments</i>			2,383,805.57		2,909,919.93	99.68	65,216.15
<i>Accrued Income</i>					9,415.93	0.32	
<i>Portfolio Total</i>			\$2,383,805.57		\$2,919,335.86	100.00%	\$65,216.15

## STATEMENT A-1

PATRICK FAMILY FOUNDATION, INC.

SECURITY TRANSACTIONS

09/30/13 - 09/30/14

SHARES/ PAR VALUE	SECURITY	TRADE DATE	UNIT COST	TOTAL COST	UNIT PROCEEDS	TOTAL PROCEEDS	GAIN/ LOSS
----------------------	----------	---------------	--------------	---------------	------------------	-------------------	---------------

**Fixed Income**

*Purchases*

55,000	Shell International Fin 2.375% Due 08/21/22	10/23/13	94.57	\$52,014.20			
80,000	I B M 1.625% Due 05/15/20	01/07/14	95.42	76,335.00			
60,000	Federal Home Loan Mtge Step 1.250% Due 03/26/21	03/12/14	100.03	60,015.00			
70,000	Federal Farm Credit Bank 2.480% Due 03/27/23	03/20/14	94.82	66,375.00			

*Total Purchases*

\$254,739.20

*Sales*

50,000	Occidental Pete 1.450% Due 12/13/13	12/13/13	101.60	\$50,801.00	100.00	\$50,000.00	(\$801.00)
50,000	U S Treasury Note (Tips) 2.000% Due 01/15/14	01/15/14	114.41	57,204.74	126.28	63,139.50	5,934.76
100,000	Bellsouth 5.200% Due 12/15/16	07/15/14	100.02	100,015.00	110.21	110,211.89	10,196.89
55,000	U S Treasury Note (Tips) 1.375% Due 01/15/20	07/16/14	102.67	56,466.46	119.62	65,793.56	9,327.10

*Total Sales*

\$264,487.20

\$289,144.95

\$24,657.75

**Equities**

*Purchases*

150	Perrigo Co Pcl	12/18/13	155.34	\$23,300.94			
275	Teradata Corp Del	01/08/14	45.88	12,616.38			
225	Bed Bath & Beyond Inc	01/09/14	69.82	15,708.39			
125	I B M	01/28/14	176.82	22,102.78			
275	Albemarle Corp	02/05/14	62.44	17,171.10			
275	Triumph Group Inc	02/14/14	65.31	17,960.81			

PATRICK FAMILY FOUNDATION, INC.

SECURITY TRANSACTIONS

09/30/13 - 09/30/14

SHARES/ PAR VALUE	SECURITY	TRADE DATE	UNIT COST	TOTAL COST	UNIT PROCEEDS	TOTAL PROCEEDS	GAIN/ LOSS
350	Lululemon Athletica Inc	02/28/14	50.31	17,608.21			
525	Cardinal Health Inc	04/21/14	68.49	35,958.54			
550	Fresh Market	05/13/14	32.00	17,600.54			
625	Mrc Global Inc	05/16/14	28.37	17,729.01			
1,575	Bancorp Inc	07/11/14	11.48	18,075.62			
150	Triumph Group Inc	07/11/14	65.48	9,821.41			
550	Osi Systems Inc	07/24/14	66.20	36,409.93			
725	Verizon Communications	08/06/14	49.04	35,550.92			
525	Twenty First Centy Fox Inc Cl B	08/26/14	34.59	18,160.25			
<b>Total Purchases</b>				<u>\$315,774.83</u>			
<b>Sales</b>							
1,350	Anglo Amern Plc ADR	11/05/13	18.45	\$24,903.06	12.20	\$16,473.72	(\$8,429.34)
150	Perrigo Co	12/18/13	117.41	17,612.14	155.35	23,302.44	5,690.30
1,100	Sysco	01/06/14	24.20	26,620.04	35.99	39,587.28	12,967.24
625	Thermo Fisher Scientific	01/07/14	59.80	37,378.04	111.05	69,405.97	32,027.93
25	Google Inc Cl A	01/31/14	542.38	13,559.61	1176.14	29,403.57	15,843.96
375	Walgreen	02/03/14	23.51	8,814.87	55.78	20,917.34	12,102.47
500	Southwestern Energy Co	02/04/14	30.45	15,226.95	41.84	20,918.94	5,691.99
300	Walgreen	02/14/14	23.51	7,051.90	64.93	19,478.77	12,426.87
1,425	Abb Ltd ADR	05/07/14	22.00	31,355.29	23.25	33,124.85	1,769.56
575	United Technologies Cv Pfd 7.500% 08/01/15	05/12/14	51.43	29,574.30	65.87	37,876.27	8,301.97
700	Expeditors Intl Wash Inc	05/16/14	42.14	29,494.60	46.30	32,412.09	2,917.49
350	Lululemon Athletica Inc	06/16/14	50.31	17,608.21	37.58	13,151.57	(4,456.64)
425	Gilead Sciences Inc	07/08/14	20.36	8,654.11	86.59	36,802.68	28,148.57
1,550	Peabody Energy	08/18/14	42.57	65,989.45	15.88	24,620.94	(41,368.51)
<b>Total Sales</b>				<u>\$333,842.57</u>		<u>\$417,476.43</u>	<u>\$83,633.86</u>

PATRICK FAMILY FOUNDATION, INC.

SECURITY TRANSACTIONS

09/30/13 - 09/30/14

SHARES/ PAR VALUE	SECURITY	TRADE DATE	UNIT COST	TOTAL COST	UNIT PROCEEDS	TOTAL PROCEEDS	GAIN/ LOSS
<i>Receives</i>							
25	Google Inc Cl A	04/03/14	568.10	\$14,202.50			
25	Google Inc Cl C	04/03/14	567.00	14,175.00			
<i>Total Receives</i>				\$28,377.50			
<i>Delivers</i>							
25	Google Inc Cl A	04/03/14	285.54	\$7,138.49	1135.10	\$28,377.50	
<i>Total Delivers</i>				\$7,138.49		\$28,377.50	



# FRENCH WOLF & FARR

Schwab One® Account of  
THE PATRICK FAMILY FOUNDATION

Account Number  
9508-4669

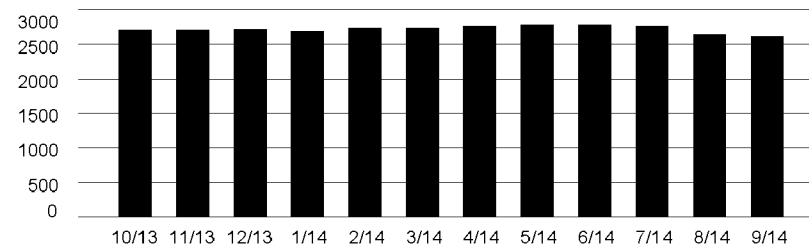
Statement Period  
September 1-30, 2014

## Change in Account Value

This Period      Year to Date

Account Value (\$) Over Last 12 Months [in Thousands]

<b>Starting Value</b>	<b>\$ 2,647,202.89</b>	<b>\$ 2,719,783.50</b>
Cash Value of Purchases & Sales	94,875 32	(35,071 45)
Investments Purchased/Sold	(94,875 32)	35,071 45
Deposits & Withdrawals	0 00	(135,000 00)
Dividends & Interest	4,957 97	50,062 40
Fees & Charges	0 00	(18,332 50)
Transfers	0 00	0 00
Income Reinvested	(3,718 55)	(33,665 32)
Change in Value of Investments	(35,989 19)	29,605 04
<b>Ending Value on 09/30/2014</b>	<b>\$ 2,612,453.12</b>	<b>\$ 2,612,453.12</b>
Accrued Income <sup>d</sup>	86 87	
<b>Ending Value with Accrued Income<sup>d</sup></b>	<b>\$ 2,612,539.99</b>	




## Asset Composition

Market Value      % of Account Assets

Overview

Cash and Money Market Funds [Sweep]	\$ 302,259 76	12%
Equities	17,082 00	<1%
Bond Funds	1,350,797 57	52%
Equity Funds	386,265 76	15%
Other Assets	556,048 03	21%
<b>Total Assets Long</b>	<b>\$ 2,612,453.12</b>	



## Gain or (Loss) Summary

### Realized Gain or (Loss) This Period

Short Term	\$0 00
Long Term	\$34,890 23

### Unrealized Gain or (Loss)

All Investments	\$72,582 86 <sup>1</sup>
Values may not reflect all of your gains/losses	

## Account Notes

- Accrued Dividend is \$86 87

Schwab has provided accurate gain and loss information wherever possible for most investments. Cost basis data may be incomplete or unavailable for some of your holdings. Please see "Endnotes for Your Account" section for an explanation of the endnote codes and symbols on this statement.

**FWF**  
FRENCH WOLF & FARR  
INVESTMENT ADVISORS  
Your Independent Investment Advisor is not affiliated with or an agent of Schwab and Schwab does not supervise or endorse them.



Schwab One® Account of  
THE PATRICK FAMILY FOUNDATION

Account Number  
9508-4669

Statement Period  
September 1-30, 2014

This Period

Year to Date

Income Summary

	Federally Tax-Exempt <sup>1</sup>	Federally Taxable	Federally Tax-Exempt <sup>1</sup>	Federally Taxable
Cash Dividends	86 87	4,871 10	694 96	49,118 05

<sup>1</sup>Certain income in this category may qualify for state tax exemption, consult your tax advisor

Investment Detail - Cash and Money Market Funds [Sweep]

Cash	Market Value	% of Account Assets
Cash	1,002 08	<1%

Money Market Funds [Sweep]	Quantity	Market Price	Market Value	Current Yield	% of Account Assets
SCHWAB GOVT MONEY FUND SWGXX	301,257 6800	1 0000	301,257 68	0 00%	12%

Schwab has provided accurate gain and loss information wherever possible for most investments. Cost basis data may be incomplete or unavailable for some of your holdings. Please see "Endnotes for Your Account" section for an explanation of the endnote codes and symbols on this statement.



Schwab One® Account of  
THE PATRICK FAMILY FOUNDATION

Account Number  
9508-4669

Statement Period  
September 1-30, 2014

## Investment Detail - Equities

	Quantity	Market Price	Market Value <i>Cost Basis</i>	% of Account Assets	Unrealized Gain or (Loss)	Estimated Yield	Estimated Annual Income
<b>Equities</b>							
PUTNAM MUNI OPPTY TRUST SHARES BENEFICIAL INT SYMBOL PMO	1,460.0000	11.7000	17,082.00 17,377.99	<1%	(295.99)	6.10%	1,042.44
							<i>Accrued Dividend: 86.87</i>

**Total Accrued Dividend for Equities: 86.87**

*Estimated Annual Income ("EAI") and Estimated Yield ("EY") calculations are for informational purposes only. The actual income and yield might be lower or higher than the estimated amounts. EY is based upon EAI and the current price of the security and will fluctuate. For certain types of securities, the calculations could include a return of principal or capital gains in which case EAI and EY would be overstated. EY and EAI are not promptly updated to reflect when an issuer has missed a regular payment or announced changes to future payments, in which case EAI and EY will continue to display at a prior rate.*

## Investment Detail - Mutual Funds

	Quantity	Market Price	Market Value	% of Account Assets	Average Cost Basis	Cost Basis	Unrealized Gain or (Loss)
<b>Bond Funds</b>							
BLACKROCK FLOATING RATE ◊ INCM PORT INSTL SYMBOL BFRX	8,532.5850	10.3500	88,312.25	3%	10.53	89,871.37	(1,559.12)
BLACKROCK HIGH YIELD BD ◊ PORT INV CL BLACKROCK SYMBOL BRHYX	12,158.2730	8.2000	99,697.84	4%	N/A	please provide 94,228	N/A
EATON VANCE FLOATING ◊ RATE FD CL I SYMBOL EIBLX	37,415.2460	9.0200	337,485.52	13%	8.85	331,230.39	6,255.13

Schwab has provided accurate gain and loss information wherever possible for most investments. Cost basis data may be incomplete or unavailable for some of your holdings. Please see "Endnotes for Your Account" section for an explanation of the endnote codes and symbols on this statement.



Schwab One® Account of  
THE PATRICK FAMILY FOUNDATION

Account Number  
9508-4669

Statement Period  
September 1-30, 2014

### Investment Detail - Mutual Funds (continued)

Bond Funds (continued)	Quantity	Market Price	Market Value	% of Account Assets	Average Cost Basis	Cost Basis	Unrealized Gain or (Loss)
MAINSTAY FLOATING RATE ☿   SYMBOL MXFIX	38,305 9660	9 4400	361,608 32	14%	9 36	358,684 79	2,923 53
PIMCO TOTAL RETURN FUND ☿ INSTL CL SYMBOL PTTRX	42,658 1090	10 8700	463,693 64	18%	11 11	473,993 11	(10,299 47)
						+ 94,228	
Equity Funds	Quantity	Market Price	Market Value	% of Account Assets	Average Cost Basis	1,348,008 Cost Basis	Unrealized Gain or (Loss)
AQR DIVERSIFIED ☿ ARBITRAGE CL I SYMBOL ADAIX	12,130 7990	10 7600	130,527 40	5%	10 92	132,511 17	(1,983 77)
ARBITRAGE FUND CLASS I ☿ SYMBOL ARBNX	6,317 7290	12 9400	81,751 41	3%	13 05	82,422 57	(671 16)
DIAMOND HILL LONG SHORT ☿ FUND CL I SYMBOL DHLSX	1,898 5820	23 5200	44,654 65	2%	16 33	31,013 00	13,641 65
HUSSMAN STRATEGIC GROWTH ☿ SYMBOL HSGFX	8,168 0590	9 4000	76,779 75	3%	12 62	103,109 88	(26,330 13)

Schwab has provided accurate gain and loss information wherever possible for most investments. Cost basis data may be incomplete or unavailable for some of your holdings. Please see "Endnotes for Your Account" section for an explanation of the endnote codes and symbols on this statement.




Schwab One® Account of  
THE PATRICK FAMILY FOUNDATION

Account Number  
9508-4669

Statement Period  
September 1-30, 2014

### Investment Detail - Mutual Funds (continued)

Equity Funds (continued)	Quantity	Market Price	Market Value	% of Account Assets	Average Cost Basis	Cost Basis	Unrealized Gain or (Loss)
PARAMETRIC TAX MGD EMRG  MKTS INST SYMBOL EITEX	1,024.6160	51.2900	52,552.55	2%	51.14	52,403.15	149.40

### Investment Detail - Other Assets


Other Assets	Quantity	Market Price	Market Value <i>Cost Basis</i>	% of Account Assets	Unrealized Gain or (Loss)	Estimated Yield	Estimated Annual Income
ISHARES CORE ETF AGGREGATE BOND SYMBOL AGG	773.0000	109.1100	84,342.03 84,978.50	3%	(636.47)	2.14%	1,805.59
ISHARES MSCI FRANCE ETF FRANCE SYMBOL EWQ	3,100.0000	26.5500	82,305.00 79,988.95	3%	2,316.05	4.61%	3,797.77
ISHARES MSCI SWITZRLAND CAPPED ETF SYMBOL EWL	3,230.0000	32.5100	105,007.30 79,587.40	4%	25,419.90	4.84%	5,090.71
ISHARES MSCI VALUE ETF SYMBOL EFV	3,000.0000	54.6699	164,009.70 142,335.92	6%	21,673.78	6.58%	10,803.32

Schwab has provided accurate gain and loss information wherever possible for most investments. Cost basis data may be incomplete or unavailable for some of your holdings. Please see "Endnotes for Your Account" section for an explanation of the endnote codes and symbols on this statement.




Investment Detail - Other Assets (continued)

	Quantity	Market Price	Market Value	% of Account Assets	Unrealized Gain or (Loss)	Estimated Yield	Estimated Annual Income
Other Assets (continued)			Cost Basis				
ISHARES TR CORE HIGH DIVIDEND ETF SYMBOL HDV	1,600.0000	75.2400	120,384.00 78,404.47	5%	41,979.53	3.32%	4,008.33



Estimated Annual Income ("EAI") and Estimated Yield ("EY") calculations are for informational purposes only. The actual income and yield might be lower or higher than the estimated amounts. EY is based upon EAI and the current price of the security and will fluctuate. For certain types of securities, the calculations could include a return of principal or capital gains in which case EAI and EY would be overstated. EY and EAI are not promptly updated to reflect when an issuer has missed a regular payment or announced changes to future payments, in which case EAI and EY will continue to display at a prior rate.



CASH	302,260
BLACKROCK BASIS	94,228
TOTAL COST BASIS	2,534,401



Schwab One® Account of  
THE PATRICK FAMILY FOUNDATION

Account Number  
9508-4669

Statement Period  
September 1-30, 2014

## Realized Gain or (Loss)

Long Term			Quantity/Par	Acquired/ Opened	Sold/ Closed	Total Proceeds	Cost Basis	Realized Gain or (Loss)
ISHARES TR CORE HIGH DIVIDEND ETF	HDV		1,300 0000	08/22/11	08/28/14	98,593 87	63,703 64	34,890 23

Schwab has provided accurate realized gain and loss information wherever possible for most investments. Cost basis data may be incomplete or unavailable for some of your holdings. If all data for a given investment is not available, the investment will not be listed here.  
Option Customers: Realized gain/loss of underlying securities is adjusted to reflect the premiums of assigned or exercised options. Please consult IRS publication 550, Investment Income and Expenses, for additional information on Options.

## Transaction Detail - Purchases & Sales

### Bond Funds Activity

Settle Date	Trade Date	Transaction	Description	Quantity	Unit Price	Total Amount
09/30/14	09/30/14	Reinvested Shares	BLACKROCK FLOATING RATE INCM PORT INSTL BFRIX	34 4520	10 3500	(356 58)
09/30/14	09/30/14	Reinvested Shares	BLACKROCK HIGH YIELD BD PORT INV CL BLACKROCK BRHYX	56 2220	8 2000	(461 02)
09/30/14	09/30/14	Reinvested Shares	EATON VANCE FLOATING RATE FD CL I EIBLX	117 8090	9 0200	(1,062 64)
09/30/14	09/30/14	Reinvested Shares	MAINSTAY FLOATING RATE I MXFIX	120 4500	9 4400	(1,137 05)
09/30/14	09/30/14	Reinvested Shares	PIMCO TOTAL RETURN FUND INSTL CL PTRRX	64 5130	10 8700	(701 26)

Schwab has provided accurate gain and loss information wherever possible for most investments. Cost basis data may be incomplete or unavailable for some of your holdings. Please see "Endnotes for Your Account" section for an explanation of the endnote codes and symbols on this statement.



Schwab One® Account of  
THE PATRICK FAMILY FOUNDATION

Account Number  
9508-4669

Statement Period  
September 1-30, 2014

## Transaction Detail - Purchases & Sales (continued)

### Other Assets Activity

Settle Date	Trade Date	Transaction	Description	Quantity	Unit Price	Total Amount
09/03/14	08/28/14	Sold	ISHARES TR CORE HIGH DIVIDEND ETF HDV	(1,300 0000)	75 8500	98,593 87

## Transaction Detail - Dividends & Interest (including Money Market Fund dividends reinvested)

Transaction Date	Process Date	Activity	Description	Credit/(Debit)
09/02/14	09/02/14	Cash Dividend	PUTNAM MUNI OPPTY TRUST PMO	86 87
09/08/14	09/08/14	Cash Dividend	ISHARES CORE ETF AGG	150 47
09/30/14	09/30/14	Div For Reinvest	BLACKROCK FLOATING RATE BFRIX	356 58
09/30/14	09/30/14	Div For Reinvest	BLACKROCK HIGH YIELD BD BRHYX	461 02
09/30/14	09/30/14	Div For Reinvest	EATON VANCE FLOATING EIBLX	1,062 64
09/30/14	09/30/14	Cash Dividend	ISHARES TR CORE HIGH HDV	1,002 08
09/30/14	09/30/14	Div For Reinvest	MAINSTAY FLOATING RATE MXFIX	1,137 05
09/30/14	09/30/14	Div For Reinvest	PIMCO TOTAL RETURN FUND PTTRX	701 26