



See a Social Security Number? Say Something!  
Report Privacy Problems to <https://public.resource.org/privacy>  
Or call the IRS Identity Theft Hotline at 1-800-908-4490



Form 990-PF



Department of the Treasury  
Internal Revenue Service

Return of Private Foundation

or Section 4947(a)(1) Trust Treated as Private Foundation

Do not enter Social Security numbers on this form as it may be made public. By law, the IRS cannot redact the information on the form.

Information about Form 990-PF and its instructions is at [www.irs.gov/form990pf](http://www.irs.gov/form990pf).




OMB No 1545-0052

2013

Open to Public Inspection

For calendar year 2013, or tax year beginning 10-01-2013 , and ending 09-30-2014

Name of foundation PHILIP S HARPER FOUNDATION		<b>A Employer identification number</b>  36-6049875	
Number and street (or P O box number if mail is not delivered to street address) PO BOX 86		<b>B Telephone number</b> (see instructions)  (802) 824-3139	
City or town, state or province, country, and ZIP or foreign postal code WESTON, VT 05161		<b>C</b> If exemption application is pending, check here <input type="checkbox"/>	
<b>G</b> Check all that apply <div><input type="checkbox"/> Initial return <input type="checkbox"/> Final return <input type="checkbox"/> Address change</div> <div><input type="checkbox"/> Initial return of a former public charity <input type="checkbox"/> Amended return <input type="checkbox"/> Name change</div>		<b>D 1.</b> Foreign organizations, check here <input type="checkbox"/> <b>2.</b> Foreign organizations meeting the 85% test, check here and attach computation <input type="checkbox"/>	
<b>H</b> Check type of organization <input checked="" type="checkbox"/> Section 501(c)(3) exempt private foundation <input type="checkbox"/> Section 4947(a)(1) nonexempt charitable trust <input type="checkbox"/> Other taxable private foundation		<b>E</b> If private foundation status was terminated under section 507(b)(1)(A), check here <input type="checkbox"/>	
<b>I</b> Fair market value of all assets at end of year (from Part II, col. (c), line 16) <input type="checkbox"/> \$ 7,047,538		<b>F</b> If the foundation is in a 60-month termination under section 507(b)(1)(B), check here <input type="checkbox"/>	
<b>J</b> Accounting method <input checked="" type="checkbox"/> Cash <input type="checkbox"/> Accrual <input type="checkbox"/> Other (specify) _____ (Part I, column (d) must be on cash basis.)			

Part I Analysis of Revenue and Expenses (The total of amounts in columns (b), (c), and (d) may not necessarily equal the amounts in column (a) (see instructions) )		(a) Revenue and expenses per books	(b) Net investment income	(c) Adjusted net income	(d) Disbursements for charitable purposes (cash basis only)
Revenue	1 Contributions, gifts, grants, etc , received (attach schedule)				
	2 Check <input checked="" type="checkbox"/> if the foundation is <b>not</b> required to attach Sch B				
	3 Interest on savings and temporary cash investments	21,318	21,318		
	4 Dividends and interest from securities. . . . .	106,611	106,611		
	5a Gross rents . . . . .				
	b Net rental income or (loss) _____				
	6a Net gain or (loss) from sale of assets not on line 10	126,057			
	b Gross sales price for all assets on line 6a 958,693				
	7 Capital gain net income (from Part IV, line 2) . . .		126,057		
	8 Net short-term capital gain . . . . .				
	9 Income modifications . . . . .				
	10a Gross sales less returns and allowances				
Operating and Administrative Expenses	b Less Cost of goods sold . . . . .				
	c Gross profit or (loss) (attach schedule) . . . . .				
	11 Other income (attach schedule) . . . . .				
	12 <b>Total.</b> Add lines 1 through 11 . . . . .	253,986	253,986		
	13 Compensation of officers, directors, trustees, etc	30,000	7,500		22,500
	14 Other employee salaries and wages . . . . .				
	15 Pension plans, employee benefits . . . . .				
	16a Legal fees (attach schedule). . . . .				
	b Accounting fees (attach schedule). . . . .	 4,250	2,125		2,125
	c Other professional fees (attach schedule) . . . . .				
	17 Interest . . . . .				
	18 Taxes (attach schedule) (see instructions)	 3,432	1,697		1,735
	19 Depreciation (attach schedule) and depletion . . .				
	20 Occupancy . . . . .				
	21 Travel, conferences, and meetings . . . . .				
	22 Printing and publications . . . . .				
	23 Other expenses (attach schedule). . . . .	 24,004	22,583		1,320
	24 <b>Total operating and administrative expenses.</b> Add lines 13 through 23 . . . . .	61,686	33,905		27,680
	25 Contributions, gifts, grants paid . . . . .	323,000			323,000
	26 <b>Total expenses and disbursements.</b> Add lines 24 and 25	384,686	33,905		350,680
	27 Subtract line 26 from line 12				
	a <b>Excess of revenue over expenses and disbursements</b>	-130,700			
	b <b>Net investment income</b> (if negative, enter -0-)		220,081		
	c <b>Adjusted net income</b> (if negative, enter -0-)				

Part II Balance Sheets		Attached schedules and amounts in the description column should be for end-of-year amounts only (See instructions )	Beginning of year	End of year	
			(a) Book Value	(b) Book Value	(c) Fair Market Value
Assets	1	Cash—non-interest-bearing . . . . .	111,165	134,354	134,354
	2	Savings and temporary cash investments . . . . .	481,912	622,348	623,952
	3	Accounts receivable ▶ _____ Less allowance for doubtful accounts ▶ _____			
	4	Pledges receivable ▶ _____ Less allowance for doubtful accounts ▶ _____			
	5	Grants receivable . . . . .			
	6	Receivables due from officers, directors, trustees, and other disqualified persons (attach schedule) (see instructions) . . . . .			
	7	Other notes and loans receivable (attach schedule) ▶ _____ Less allowance for doubtful accounts ▶ _____			
	8	Inventories for sale or use . . . . .			
	9	Prepaid expenses and deferred charges . . . . .			
	10a	Investments—U S and state government obligations (attach schedule)	68,580		
	b	Investments—corporate stock (attach schedule) . . . . .	2,056,570	1,919,211	4,641,620
	c	Investments—corporate bonds (attach schedule). . . . .		503,175	500,477
	11	Investments—land, buildings, and equipment basis ▶ _____ Less accumulated depreciation (attach schedule) ▶ _____			
	12	Investments—mortgage loans . . . . .			
	13	Investments—other (attach schedule) . . . . .	2,223,105	1,631,544	1,147,135
	14	Land, buildings, and equipment basis ▶ _____ Less accumulated depreciation (attach schedule) ▶ _____			
	15	Other assets (describe ▶ _____)			
	16	<b>Total assets</b> (to be completed by all filers—see the instructions Also, see page 1, item I)	4,941,332	4,810,632	7,047,538
Liabilities	17	Accounts payable and accrued expenses . . . . .	2,059	2,059	
	18	Grants payable . . . . .			
	19	Deferred revenue . . . . .			
	20	Loans from officers, directors, trustees, and other disqualified persons			
	21	Mortgages and other notes payable (attach schedule) . . . . .			
	22	Other liabilities (describe ▶ _____)			
	23	<b>Total liabilities</b> (add lines 17 through 22) . . . . .	2,059	2,059	
Net Assets or Fund Balances		<b>Foundations that follow SFAS 117, check here</b> ▶ <input checked="" type="checkbox"/> <b>and complete lines 24 through 26 and lines 30 and 31.</b>			
	24	Unrestricted . . . . .	4,939,273	4,808,573	
	25	Temporarily restricted . . . . .			
	26	Permanently restricted . . . . .			
		<b>Foundations that do not follow SFAS 117, check here</b> ▶ <input type="checkbox"/> <b>and complete lines 27 through 31.</b>			
	27	Capital stock, trust principal, or current funds . . . . .			
	28	Paid-in or capital surplus, or land, bldg , and equipment fund			
	29	Retained earnings, accumulated income, endowment, or other funds			
	30	<b>Total net assets or fund balances</b> (see page 17 of the instructions) . . . . .	4,939,273	4,808,573	
	31	<b>Total liabilities and net assets/fund balances</b> (see page 17 of the instructions) . . . . .	4,941,332	4,810,632	

Part III Analysis of Changes in Net Assets or Fund Balances			
1	Total net assets or fund balances at beginning of year—Part II, column (a), line 30 (must agree with end-of-year figure reported on prior year’s return) . . . . .	1	4,939,273
2	Enter amount from Part I, line 27a . . . . .	2	-130,700
3	Other increases not included in line 2 (itemize) ▶ _____	3	
4	Add lines 1, 2, and 3 . . . . .	4	4,808,573
5	Decreases not included in line 2 (itemize) ▶ _____	5	
6	Total net assets or fund balances at end of year (line 4 minus line 5)—Part II, column (b), line 30 . . . . .	6	4,808,573

Part IV

Capital Gains and Losses for Tax on Investment Income

(a) List and describe the kind(s) of property sold (e g , real estate, 2-story brick warehouse, or common stock, 200 shs MLC Co )		(b) How acquired P—Purchase D—Donation	(c) Date acquired (mo , day, yr )	(d) Date sold (mo , day, yr )		
1a						
(e) Gross sales price		(f) Depreciation allowed (or allowable)	(g) Cost or other basis plus expense of sale		(h) Gain or (loss) (e) plus (f) minus (g)	
a						
b						
c						
d						
e						
Complete only for assets showing gain in column (h) and owned by the foundation on 12/31/69					(i) Gains (Col (h) gain minus col (k), but not less than -0-) or Losses (from col (h))	
(i) F M V as of 12/31/69		(j) Adjusted basis as of 12/31/69	(k) Excess of col (i) over col (j), if any			
a						
b						
c						
d						
e						
2	Capital gain net income or (net capital loss) { If gain, also enter in Part I, line 7 If (loss), enter -0- in Part I, line 7 }				2	126,057
3	Net short-term capital gain or (loss) as defined in sections 1222(5) and (6)  If gain, also enter in Part I, line 8, column (c) (see instructions) If (loss), enter -0- in Part I, line 8 . . . . . }				3	

Part V

Qualification Under Section 4940(e) for Reduced Tax on Net Investment Income

(For optional use by domestic private foundations subject to the section 4940(a) tax on net investment income )

If section 4940(d)(2) applies, leave this part blank

Was the foundation liable for the section 4942 tax on the distributable amount of any year in the base period? ☐ Yes ☒ No  
If "Yes," the foundation does not qualify under section 4940(e) Do not complete this part

1 Enter the appropriate amount in each column for each year, see page 18 of the instructions before making any entries

(a) Base period years Calendar year (or tax year beginning in)	(b) Adjusted qualifying distributions	(c) Net value of noncharitable-use assets	(d) Distribution ratio (col (b) divided by col (c))		
2012	329,904	6,719,868	0 04909		
2011	321,166	6,364,830	0 05046		
2010	319,104	6,407,209	0 04980		
2009	317,584	5,878,417	0 05403		
2008	201,775	4,888,286	0 04128		
2 Total of line 1, column (d). . . . .				2	0 24466
3 Average distribution ratio for the 5-year base period—divide the total on line 2 by 5, or by the number of years the foundation has been in existence if less than 5 years . . . . .				3	0 04893
4 Enter the net value of noncharitable-use assets for 2013 from Part X, line 5. . . . .				4	7,111,107
5 Multiply line 4 by line 3. . . . .				5	347,961
6 Enter 1% of net investment income (1% of Part I, line 27b). . . . .				6	2,201
7 Add lines 5 and 6. . . . .				7	350,162
8 Enter qualifying distributions from Part XII, line 4. . . . .				8	350,680

If line 8 is equal to or greater than line 7, check the box in Part VI, line 1b, and complete that part using a 1% tax rate See  
the Part VI instructions

Part VIExcise Tax Based on Investment Income (Section 4940(a), 4940(b), 4940(e), or 4948—see page 18 of the instructions)

1a		Exempt operating foundations described in section 4940(d)(2), check here <input type="checkbox"/> and enter "N/A" on line 1		1	2,201
Date of ruling or determination letter _____ (attach copy of letter if necessary—see instructions)					
b		Domestic foundations that meet the section 4940(e) requirements in Part V, check here <input checked="" type="checkbox"/> and enter 1% of Part I, line 27b . . . . .		2	
c		All other domestic foundations enter 2% of line 27b. Exempt foreign organizations enter 4% of Part I, line 12, col. (b)			
2		Tax under section 511 (domestic section 4947(a)(1) trusts and taxable foundations only. Others enter -0-)			
3		Add lines 1 and 2. . . . .			
4		Subtitle A (income) tax (domestic section 4947(a)(1) trusts and taxable foundations only. Others enter -0-)		4	
5		Tax based on investment income. Subtract line 4 from line 3. If zero or less, enter -0- . . . . .		5	2,201
6		Credits/Payments		7	4,104
a	2013 estimated tax payments and 2012 overpayment credited to 2013	6a	4,104		
b	Exempt foreign organizations—tax withheld at source . . . . .	6b			
c	Tax paid with application for extension of time to file (Form 8868)	6c			
d	Backup withholding erroneously withheld . . . . .	6d			
7		Total credits and payments. Add lines 6a through 6d. . . . .		7	
8		Enter any penalty for underpayment of estimated tax. Check here <input type="checkbox"/> if Form 2220 is attached.		8	
9		Tax due. If the total of lines 5 and 8 is more than line 7, enter amount owed . . . . .		9	
10		Overpayment. If line 7 is more than the total of lines 5 and 8, enter the amount overpaid. . . . .		10	1,903
11		Enter the amount of line 10 to be Credited to 2014 estimated tax 1,903 Refunded		11	

Part VII-AStatements Regarding Activities

1a	During the tax year, did the foundation attempt to influence any national, state, or local legislation or did it participate or intervene in any political campaign? . . . . .	1a	Yes	No
b	Did it spend more than \$100 during the year (either directly or indirectly) for political purposes (see page 19 of the instructions for definition)? . . . . . If the answer is "Yes" to 1a or 1b, attach a detailed description of the activities and copies of any materials published or distributed by the foundation in connection with the activities.	1b		No
c	Did the foundation file Form 1120-POL for this year? . . . . .	1c		No
d	Enter the amount (if any) of tax on political expenditures (section 4955) imposed during the year: (1) On the foundation \$ _____ (2) On foundation managers \$ _____			
e	Enter the reimbursement (if any) paid by the foundation during the year for political expenditure tax imposed on foundation managers \$ _____			
2	Has the foundation engaged in any activities that have not previously been reported to the IRS? . . . . . If "Yes," attach a detailed description of the activities.	2		No
3	Has the foundation made any changes, not previously reported to the IRS, in its governing instrument, articles of incorporation, or bylaws, or other similar instruments? If "Yes," attach a conformed copy of the changes . . . . .	3		No
4a	Did the foundation have unrelated business gross income of \$1,000 or more during the year? . . . . .	4a		No
b	If "Yes," has it filed a tax return on Form 990-T for this year? . . . . .	4b		No
5	Was there a liquidation, termination, dissolution, or substantial contraction during the year? . . . . . If "Yes," attach the statement required by General Instruction T.	5		No
6	Are the requirements of section 508(e) (relating to sections 4941 through 4945) satisfied either: • By language in the governing instrument, or • By state legislation that effectively amends the governing instrument so that no mandatory directions that conflict with the state law remain in the governing instrument? . . . . .	6	Yes	
7	Did the foundation have at least \$5,000 in assets at any time during the year? If "Yes," complete Part II, col. (c), and Part XV.	7	Yes	
8a	Enter the states to which the foundation reports or with which it is registered (see instructions): IL			
b	If the answer is "Yes" to line 7, has the foundation furnished a copy of Form 990-PF to the Attorney General (or designate) of each state as required by General Instruction G? If "No," attach explanation .	8b	Yes	
9	Is the foundation claiming status as a private operating foundation within the meaning of section 4942(j)(3) or 4942(j)(5) for calendar year 2013 or the taxable year beginning in 2013 (see instructions for Part XIV)? If "Yes," complete Part XIV . . . . .	9		No
10	Did any persons become substantial contributors during the tax year? If "Yes," attach a schedule listing their names and addresses.	10		No

Part VII-A

Statements Regarding Activities *(continued)*

11	At any time during the year, did the foundation, directly or indirectly, own a controlled entity within the meaning of section 512(b)(13)? If "Yes," attach schedule (see instructions).	11		No
12	Did the foundation make a distribution to a donor advised fund over which the foundation or a disqualified person had advisory privileges? If "Yes," attach statement (see instructions)	12		No
13	Did the foundation comply with the public inspection requirements for its annual returns and exemption application?	13	Yes	
Website address ▶N/A				
14	The books are in care of ▶ANDREW HARPER Telephone no ▶(802) 824-3139 Located at ▶PO BOX 86 WESTON VT ZIP +4 ▶05161			
15	Section 4947(a)(1) nonexempt charitable trusts filing Form 990-PF in lieu of <b>Form 1041</b> —Check here . . . . . ▶ <input type="checkbox"/> and enter the amount of tax-exempt interest received or accrued during the year . . . . . ▶	15		
16	At any time during calendar year 2013, did the foundation have an interest in or a signature or other authority over a bank, securities, or other financial account in a foreign country?	16	Yes	No
See instructions for exceptions and filing requirements for Form TD F 90-22.1 If "Yes", enter the name of the foreign country ▶				

Part VII-B

Statements Regarding Activities for Which Form 4720 May Be Required

File Form 4720 if any item is checked in the "Yes" column, unless an exception applies.			Yes	No
1a	During the year did the foundation (either directly or indirectly) (1) Engage in the sale or exchange, or leasing of property with a disqualified person? <input type="checkbox"/> Yes <input checked="" type="checkbox"/> No (2) Borrow money from, lend money to, or otherwise extend credit to (or accept it from) a disqualified person?. . . . . <input type="checkbox"/> Yes <input checked="" type="checkbox"/> No (3) Furnish goods, services, or facilities to (or accept them from) a disqualified person? <input type="checkbox"/> Yes <input checked="" type="checkbox"/> No (4) Pay compensation to, or pay or reimburse the expenses of, a disqualified person? <input checked="" type="checkbox"/> Yes <input type="checkbox"/> No (5) Transfer any income or assets to a disqualified person (or make any of either available for the benefit or use of a disqualified person)?. . . . . <input type="checkbox"/> Yes <input checked="" type="checkbox"/> No (6) Agree to pay money or property to a government official? ( <b>Exception.</b> Check "No" if the foundation agreed to make a grant to or to employ the official for a period after termination of government service, if terminating within 90 days ). . . . . <input type="checkbox"/> Yes <input checked="" type="checkbox"/> No			
b	If any answer is "Yes" to 1a(1)–(6), did <b>any</b> of the acts fail to qualify under the exceptions described in Regulations section 53.4941(d)-3 or in a current notice regarding disaster assistance (see page 20 of the instructions)?. . . Organizations relying on a current notice regarding disaster assistance check here. . . . . ▶ <input type="checkbox"/>	1b		No
c	Did the foundation engage in a prior year in any of the acts described in 1a, other than excepted acts, that were not corrected before the first day of the tax year beginning in 2013?. . . . .	1c		No
2	Taxes on failure to distribute income (section 4942) (does not apply for years the foundation was a private operating foundation defined in section 4942(j)(3) or 4942(j)(5))			
a	At the end of tax year 2013, did the foundation have any undistributed income (lines 6d and 6e, Part XIII) for tax year(s) beginning before 2013?. . . . . <input type="checkbox"/> Yes <input checked="" type="checkbox"/> No If "Yes," list the years ▶ 20____, 20____, 20____, 20____			
b	Are there any years listed in 2a for which the foundation is <b>not</b> applying the provisions of section 4942(a)(2) (relating to incorrect valuation of assets) to the year's undistributed income? (If applying section 4942(a)(2) to <b>all</b> years listed, answer "No" and attach statement—see instructions ). . . . .	2b		No
c	If the provisions of section 4942(a)(2) are being applied to <b>any</b> of the years listed in 2a, list the years here ▶ 20____, 20____, 20____, 20____			
3a	Did the foundation hold more than a 2% direct or indirect interest in any business enterprise at any time during the year?. . . . . <input type="checkbox"/> Yes <input checked="" type="checkbox"/> No			
b	If "Yes," did it have excess business holdings in 2013 as a result of (1) any purchase by the foundation or disqualified persons after May 26, 1969, (2) the lapse of the 5-year period (or longer period approved by the Commissioner under section 4943(c)(7)) to dispose of holdings acquired by gift or bequest, or (3) the lapse of the 10-, 15-, or 20-year first phase holding period? ( <i>Use Schedule C, Form 4720, to determine if the foundation had excess business holdings in 2013.</i> ). . . . .	3b		No
4a	Did the foundation invest during the year any amount in a manner that would jeopardize its charitable purposes?	4a		No
b	Did the foundation make any investment in a prior year (but after December 31, 1969) that could jeopardize its charitable purpose that had not been removed from jeopardy before the first day of the tax year beginning in 2013?	4b		No

Part VII-B

Statements Regarding Activities for Which Form 4720 May Be Required (continued)

5a	During the year did the foundation pay or incur any amount to			
	(1) Carry on propaganda, or otherwise attempt to influence legislation (section 4945(e))?	<input type="checkbox"/> Yes	<input checked="" type="checkbox"/> No	
	(2) Influence the outcome of any specific public election (see section 4955), or to carry on, directly or indirectly, any voter registration drive?	<input type="checkbox"/> Yes	<input checked="" type="checkbox"/> No	
	(3) Provide a grant to an individual for travel, study, or other similar purposes?	<input type="checkbox"/> Yes	<input checked="" type="checkbox"/> No	
	(4) Provide a grant to an organization other than a charitable, etc , organization described in section 509(a)(1 ), (2), or (3), or section 4940(d)(2)? (see instructions).	<input type="checkbox"/> Yes	<input checked="" type="checkbox"/> No	
	(5) Provide for any purpose other than religious, charitable, scientific, literary, or educational purposes, or for the prevention of cruelty to children or animals?	<input type="checkbox"/> Yes	<input checked="" type="checkbox"/> No	
b	If any answer is "Yes" to 5a(1)–(5), did <b>any</b> of the transactions fail to qualify under the exceptions described in Regulations section 53.4945 or in a current notice regarding disaster assistance (see instructions)?	5b		No
	Organizations relying on a current notice regarding disaster assistance check here.			
c	If the answer is "Yes" to question 5a(4), does the foundation claim exemption from the tax because it maintained expenditure responsibility for the grant?			
	If "Yes," attach the statement required by Regulations section 53.4945–5(d).			
6a	Did the foundation, during the year, receive any funds, directly or indirectly, to pay premiums on a personal benefit contract?			
b	Did the foundation, during the year, pay premiums, directly or indirectly, on a personal benefit contract?	6b		No
	If "Yes" to 6b, file Form 8870.			
7a	At any time during the tax year, was the foundation a party to a prohibited tax shelter transaction?			
b	If yes, did the foundation receive any proceeds or have any net income attributable to the transaction?	7b		No

Part VIII

Information About Officers, Directors, Trustees, Foundation Managers, Highly Paid Employees, and Contractors

1 List all officers, directors, trustees, foundation managers and their compensation (see instructions).				
(a) Name and address	(b) Title, and average hours per week devoted to position	(c) Compensation (If not paid, enter -0-)	(d) Contributions to employee benefit plans and deferred compensation	(e) Expense account, other allowances
ANNE HARPER	President	0		
179 BOLLING NE	0 00			
ATLANTA,GA 30305				
KIRK WILLIAMS	VICE PRESIDENT	0		
4906 RED BRICK RUN	0 00			
SANFORD,FL 32771				
ANDREW HARPER	SECY/TREAS	30,000		
PO BOX 96	15 00			
WESTON,VT 05161				
STEVEN PALUMBO	Director	0		
500 HOLBROOK CIRCLE	0 00			
LAKE MARY,FL 32746				
2 Compensation of five highest-paid employees (other than those included on line 1—see instructions). If none, enter "NONE."				
(a) Name and address of each employee paid more than \$50,000	(b) Title, and average hours per week devoted to position	(c) Compensation	(d) Contributions to employee benefit plans and deferred compensation	(e) Expense account, other allowances
NONE				
Total number of other employees paid over \$50,000.				

Part VIII

Information About Officers, Directors, Trustees, Foundation Managers, Highly Paid Employees, and Contractors (continued)

3 Five highest-paid independent contractors for professional services (see instructions). If none, enter "NONE".		
(a) Name and address of each person paid more than \$50,000	(b) Type of service	(c) Compensation
BOWEN & BOWEN	ACCOUNTING & TAX	4,250
445 S FRONTAGE ROAD		
BURR RIDGE,IL 60527		
Total number of others receiving over \$ 50,000 for professional services. . . . .		

Part IX-A

Summary of Direct Charitable Activities

List the foundation's four largest direct charitable activities during the tax year. Include relevant statistical information such as the number of organizations and other beneficiaries served, conferences convened, research papers produced, etc	Expenses
1	
2	
3	
4	

Part IX-B

Summary of Program-Related Investments (see instructions)

Describe the two largest program-related investments made by the foundation during the tax year on lines 1 and 2	Amount
1	
2	
All other program-related investments. See page 24 of the instructions	
3	
Total. Add lines 1 through 3 . . . . .	



Part X

Minimum Investment Return (All domestic foundations must complete this part. Foreign foundations, see instructions.)

1	Fair market value of assets not used (or held for use) directly in carrying out charitable, etc , purposes		
a	Average monthly fair market value of securities. . . . .	1a	7,064,945
b	Average of monthly cash balances. . . . .	1b	154,453
c	Fair market value of all other assets (see instructions). . . . .	1c	0
d	Total (add lines 1a, b, and c). . . . .	1d	7,219,398
e	Reduction claimed for blockage or other factors reported on lines 1a and 1c (attach detailed explanation). . . . .	1e	0
2	Acquisition indebtedness applicable to line 1 assets. . . . .	2	
3	Subtract line 2 from line 1d. . . . .	3	7,219,398
4	Cash deemed held for charitable activities Enter 1 1/2% of line 3 (for greater amount, see instructions). . . . .	4	108,291
5	Net value of noncharitable-use assets. Subtract line 4 from line 3 Enter here and on Part V, line 4	5	7,111,107
6	Minimum investment return. Enter 5% of line 5. . . . .	6	355,555

Part XI

Distributable Amount (see instructions) (Section 4942(j)(3) and (j)(5) private operating foundations and certain foreign organizations check here ☒ and do not complete this part.)

1	Minimum investment return from Part X, line 6. . . . .	1	355,555
2a	Tax on investment income for 2013 from Part VI, line 5. . . . .	2a	2,201
b	Income tax for 2013 (This does not include the tax from Part VI ). . . . .	2b	
c	Add lines 2a and 2b. . . . .	2c	2,201
3	Distributable amount before adjustments Subtract line 2c from line 1. . . . .	3	353,354
4	Recoveries of amounts treated as qualifying distributions. . . . .	4	
5	Add lines 3 and 4. . . . .	5	353,354
6	Deduction from distributable amount (see instructions). . . . .	6	
7	Distributable amount as adjusted Subtract line 6 from line 5 Enter here and on Part XIII, line 1. . . . .	7	353,354

Part XII

Qualifying Distributions (see instructions)

1	Amounts paid (including administrative expenses) to accomplish charitable, etc , purposes		
a	Expenses, contributions, gifts, etc —total from Part I, column (d), line 26. . . . .	1a	350,680
b	Program-related investments—total from Part IX-B. . . . .	1b	
2	Amounts paid to acquire assets used (or held for use) directly in carrying out charitable, etc , purposes. . . . .	2	
3	Amounts set aside for specific charitable projects that satisfy the		
a	Suitability test (prior IRS approval required). . . . .	3a	
b	Cash distribution test (attach the required schedule). . . . .	3b	
4	Qualifying distributions. Add lines 1a through 3b Enter here and on Part V, line 8, and Part XIII, line 4	4	350,680
5	Foundations that qualify under section 4940(e) for the reduced rate of tax on net investment income Enter 1% of Part I, line 27b (see instructions). . . . .	5	2,201
6	Adjusted qualifying distributions. Subtract line 5 from line 4. . . . .	6	348,479
Note: The amount on line 6 will be used in Part V, column (b), in subsequent years when calculating whether the foundation qualifies for the section 4940(e) reduction of tax in those years			

Part XIII

Undistributed Income (see instructions)

	(a) Corpus	(b) Years prior to 2012	(c) 2012	(d) 2013
1 Distributable amount for 2013 from Part XI, line 7				353,354
2 Undistributed income, if any, as of the end of 2013				
a Enter amount for 2012 only. . . . .				
b Total for prior years 20____, 20____, 20____				
3 Excess distributions carryover, if any, to 2013				
a From 2008. . . . .				
b From 2009. . . . .				
c From 2010. . . . .				
d From 2011. . . . . 3,615				
e From 2012. . . . .				
f Total of lines 3a through e. . . . .	3,615			
4 Qualifying distributions for 2013 from Part XII, line 4 ▶ \$ 350,680				
a Applied to 2012, but not more than line 2a				
b Applied to undistributed income of prior years (Election required—see instructions). . . . .				
c Treated as distributions out of corpus (Election required—see instructions). . . . .	0			
d Applied to 2013 distributable amount. . . . .				350,680
e Remaining amount distributed out of corpus				
5 Excess distributions carryover applied to 2013 (If an amount appears in column (d), the same amount must be shown in column (a).)	2,674			2,674
6 Enter the net total of each column as indicated below:				
a Corpus Add lines 3f, 4c, and 4e Subtract line 5	941			
b Prior years' undistributed income Subtract line 4b from line 2b. . . . .				
c Enter the amount of prior years' undistributed income for which a notice of deficiency has been issued, or on which the section 4942(a) tax has been previously assessed. . . . .				
d Subtract line 6c from line 6b Taxable amount—see instructions . . . . .				
e Undistributed income for 2012 Subtract line 4a from line 2a Taxable amount—see instructions . . . . .				
f Undistributed income for 2013 Subtract lines 4d and 5 from line 1 This amount must be distributed in 2014 . . . . .				0
7 Amounts treated as distributions out of corpus to satisfy requirements imposed by section 170(b)(1)(F) or 4942(g)(3) (see instructions). . . . .				
8 Excess distributions carryover from 2008 not applied on line 5 or line 7 (see instructions). . . .				
9 Excess distributions carryover to 2014. Subtract lines 7 and 8 from line 6a . . . . .	941			
10 Analysis of line 9				
a Excess from 2009. . . .				
b Excess from 2010. . . .				
c Excess from 2011. . . . 941				
d Excess from 2012. . . .				
e Excess from 2013. . . .				

## Part XIV

\_\_\_\_\_

4942(j)(3) or 4942(j)(5)

3

## Part XV

## 1

• List any managers of the foundation who own 10% or more of the stock of a corporation (or an equally large portion of the ownership of a partnership or other entity) of which the foundation has a 10% or greater interest

## 2

other conditions, complete items 2a, b, c, and d

**b** The form in which applications should be submitted and information and materials they should include

**d** Any restrictions or limitations on awards, such as by geographical areas, charitable fields, kinds of institutions, or other factors

### 3 Grants and Contributions Paid During the Year or Approved for Future Payment

Form **990-PF** (2013)

Enter gross amounts unless otherwise indicated

## Part XVI-B Relationship of Activities to the Accomplishment of Exempt Purposes

Form **990-PF** (2013)

Part XVII

Information Regarding Transfers To and Transactions and Relationships With Noncharitable Exempt Organizations

1

Did the organization directly or indirectly engage in any of the following with any other organization described in section 501(c) of the Code (other than section 501(c)(3) organizations) or in section 527, relating to political organizations?

a

Transfers from the reporting foundation to a noncharitable exempt organization of

1

Cash.

1a(1)

No

2

Other assets.

1a(2)

No

b

Other transactions

1

Sales of assets to a noncharitable exempt organization.

1b(1)

No

2

Purchases of assets from a noncharitable exempt organization.

1b(2)

No

3

Rental of facilities, equipment, or other assets.

1b(3)

No

4

Reimbursement arrangements.

1b(4)

No

5

Loans or loan guarantees.

1b(5)

No

6

Performance of services or membership or fundraising solicitations.

1b(6)

No

c

Sharing of facilities, equipment, mailing lists, other assets, or paid employees.

1c

No

d

If the answer to any of the above is "Yes," complete the following schedule. Column (b) should always show the fair market value of the goods, other assets, or services given by the reporting foundation. If the foundation received less than fair market value in any transaction or sharing arrangement, show in column (d) the value of the goods, other assets, or services received.

(a) Line No	(b) Amount involved	(c) Name of noncharitable exempt organization	(d) Description of transfers, transactions, and sharing arrangements

2a

Is the foundation directly or indirectly affiliated with, or related to, one or more tax-exempt organizations described in section 501(c) of the Code (other than section 501(c)(3)) or in section 527?

☐ Yes

☒ No

b

If "Yes," complete the following schedule.

(a) Name of organization	(b) Type of organization	(c) Description of relationship

Sign Here

Under penalties of perjury, I declare that I have examined this return, including accompanying schedules and statements, and to the best of my knowledge and belief, it is true, correct, and complete. Declaration of preparer (other than taxpayer or fiduciary) is based on all information of which preparer has any knowledge.

Signature of officer or trustee

2014-11-24

Date

Title

May the IRS discuss this return with the preparer shown below (see instr.)?

☒ Yes

☐ No

Paid Preparer Use Only

Print/Type preparer's name Burton Bowen	Preparer's Signature	Date	Check if self-employed <input type="checkbox"/>	PTIN P00086653
Firm's name	Bowen & Bowen			Firm's EIN
Firm's address	445 S Frontage Rd Burr Ridge, IL 60527			Phone no (630) 325-9800

Form 990-PF (2013)

**TY 2013 Accounting Fees Schedule****Name:** PHILIP S HARPER FOUNDATION**EIN:** 36-6049875**Software ID:** 13000170**Software Version:** 2013v3.1

Category	Amount	Net Investment Income	Adjusted Net Income	Disbursements for Charitable Purposes
BOWEN & BOWEN	4,250	2,125	0	2,125

## TY 2013 Contractor Compensation Explanation

**Name:** PHILIP S HARPER FOUNDATION

**EIN:** 36-6049875

**Software ID:** 13000170

**Software Version:** 2013v3.1

Contractor	Explanation
BOWEN & BOWEN	COMPILED FINANCIAL STATEMENTS AND PREPARATION OF INCOME TAX RETURNS.



## TY 2013 General Explanation Attachment

**Name:** PHILIP S HARPER FOUNDATION

**EIN:** 36-6049875

**Software ID:** 13000170

**Software Version:** 2013v3.1

Identifier	Return Reference	Explanation
	PART XV	SCHEDULE OF CONTRIBUTIONS

**TY 2013 Other Expenses Schedule****Name:** PHILIP S HARPER FOUNDATION**EIN:** 36-6049875**Software ID:** 13000170**Software Version:** 2013v3.1

Description	Revenue and Expenses per Books	Net Investment Income	Adjusted Net Income	Disbursements for Charitable Purposes
DUES & SUBSCRIPTIONS	725	362		363
INSURANCE	750	325		325
INVESTMENT FEES	21,262	21,262		
OFFICE EXPENSES	266	133		133
POSTAGE	349	175		174
TELEPHONE	652	326		325

**TY 2013 Taxes Schedule****Name:** PHILIP S HARPER FOUNDATION**EIN:** 36-6049875**Software ID:** 13000170**Software Version:** 2013v3.1

Category	Amount	Net Investment Income	Adjusted Net Income	Disbursements for Charitable Purposes
FOREIGN TAXES	1,109	1,109		
FRANCHISE	28	14		14
PAYROLL TAXES	2,295	574		1,721

**Philip S Harper Foundation Contributions for y/e 9/30/2014**

Organization	Address	Address 2	City	St	Zip	Amount	Subtotal
<b>ACTIVITIES</b>							
Boy Scouts of America Central Florida Council	1951 S Orange Blossom Trail		Apopka	FL	32779	\$1,000	
Second Harvest Food Bank of Central Florida	411 Mercy Dr		Orlando	FL	32805	\$500	
Paralyzed Veterans of America	801 Eighteenth Street, NW		Washington	DC	20077-2890	\$750	
Chans Circle	1189 Euclid Ave. NE		Atlanta	GA	30307	\$250	
Fund for Southern Communities	4153-C Flat Shoals Pkwy , Ste 316		Decatur	GA	30034	\$500	
Georgia WAND	250 Georgia Ave Ste 202		Atlanta	GA	30312	\$500	
Catamount Trail Association	1 Mill Street Ste 350		Burlington	VT	05401-1512	\$3,000	
CAN-DO	1075 Washington St		Newton	MA	02465-2185	\$2,000	
Lovelane Special Needs Horseback Riding Program	40 Baker Bridge Road		Lincoln	MA	01733	\$1,500	
Best Buddies International, Inc	100 Southeast Second St., Ste 2200		Miami	FL	33131	\$2,500	
Habitat for Humanity in Seminole County	1100 Americana Blvd		Sanford	FL	32773	\$500	
Orlando Union Rescue Mission	1521 W Washington Street		Orlando	FL	32802	\$1,000	\$14,000
<b>ADVOCACY</b>							
Heritage Foundation	214 Massachusetts Ave		Washington	DC	20002	\$2,500	
Americanism Educational League	P O Box 1287		Monrovia	CA	91017	\$2,000	
Heritage Foundation	214 Massachusetts Ave		Washington	DC	20002	\$2,000	
Heritage Foundation	214 Massachusetts Ave		Washington	DC	20002	\$2,000	
Wounded Warrior Project	4899 Belfort Rd Ste 300		Jacksonville	FL	32256	\$2,000	
9to5, National Association of Working Women	207 East Buffalo St., Ste 211		Milwaukee	WI	53202	\$1,500	
Center for Science in the Public Interest	1220 L St NW - Ste 300		Washington	DC	20005	\$500	
Legal Momentum	5 Hanover Square		New York	NY	10004	\$500	
Partnership Against Domestic Violence	PO Box 170225		Atlanta	GA	30317	\$500	
ProGeorgia	1530 Dekalb Ave Ste A		Atlanta	GA	30307	\$250	
Amnesty International	5 Penn Plaza		New York	NY	10001	\$500	
VT Public Interest Research & Education Fund	141 Main Street		Montpelier	VT	05602-2951	\$800	
Brady Center to Prevent Gun Violence	1225 Eye St NW		Washington	DC	20005	\$500	
Fire of Truth Satsanga	PO Box 304		Hotchkiss	CO	81419	\$1,000	
Institute for Responsible Technology	PO Box 469		Fairfield	IA	52556	\$1,250	
Maharshi Global Administration	1000 Purusha Pl, Ste 108		Romney	WV	26757-5016	\$2,000	
National Center for Missing Children	699 Prince St		Alexandria	VA	22314-3175	\$250	
Organic Consumers Association	6771 South Silver Hill Dr		Finland	MN	55603	\$250	
Sustainable Living Coalition	2331 Seven Hills Road		Fairfield	IA	52556	\$250	
Conflict Resolution Services	852 S Garfield Ave		Traverse City	MI	49686	\$5,000	
Third Level Crisis Center	1022 E Front Street		Traverse City	MI	49685	\$2,000	
Human Rights Campaign	1640 Rhode Island Ave NW		Washington	DC	20036	\$500	
New Jersey Bike and Walk Coalition	PO Box 843		Mahwah	NJ	07430	\$500	
Alliance for Justice	11 DuPont Circle NW - 2nd Floor		Washington	DC	20036	\$1,000	
American Civil Liberties Union Fdn	125 Broad Street - 18th Floor		New York	NY	10004	\$1,000	
United for a Fair Economy	1 Milk St.		Boston	MA	02109	\$1,000	
Mikva Challenge	332 S Michigan Ave Ste. 400		Chicago	IL	60604-4406	\$1,500	
Harbor House	PO Box 680748		Orlando	FL	32868	\$500	\$33,550
<b>ANIMALS</b>							
Central Florida Zoological Park	PO Box 470309		Lake Monroe	FL	32747-0309	\$1,500	
SPCA of Central Florida	2800 County Home Road		Sanford	FL	32772	\$1,000	
Central Florida Zoological Park	PO Box 470309		Lake Monroe	FL	32747-0309	\$500	
SPCA of Central Florida	2800 County Home Road		Sanford	FL	32772	\$500	
Central Florida Zoological Park	PO Box 470309		Lake Monroe	FL	32747-0309	\$1,000	
SPCA of Central Florida	2800 County Home Road		Sanford	FL	32772	\$1,000	
SPCA of Central Florida	2800 County Home Road		Sanford	FL	32772	\$500	\$6,000
<b>CONSERVATION</b>							
Conservation Lands Foundation	835 E 2nd Ave Suite 314		Durango	CO	81301	\$2,000	
Environment Georgia	108 E Ponce de Leon, Ste 210		Decatur	GA	30030	\$250	
Saving Birds Thru Habitat	PO Box 288		Omena	MI	49674-0288	\$500	
Conservation Law Foundation - VT Office	15 E State Street Ste 4		Montpelier	VT	05602	\$900	
Friends of the West River Trail	PO Box 2086		South London	VT	05155	\$500	
Northeast Wilderness Trust	17 State St Ste 302		Montpelier	VT	05602	\$800	
The Nature Conservancy--VT Field Office	27 State Street Ste 4		Montpelier	VT	05602	\$3,000	
Vermont River Conservancy	29 Main Street Ste 11		Montpelier	VT	05602	\$1,000	
Wilderness Society	1615 M Street, NW - Ste 200		Washington	DC	20036	\$500	
Charles River Watershed Association, Inc	190 Park Road		Weston	MA	02493	\$500	
Rails to Trails Conservancy	2121 Ward Court NW, 5th Floor		Washington	DC	20036	\$500	
Grand Traverse Regional Land Conservancy	3860 North Long Lake Road - Ste D		Traverse City	MI	49684	\$500	
Leelanau Conservancy	105 North First Street		Leland	MI	49654	\$1,500	
The Stewardship Network	416 Longshore Dr.		Ann Arbor	MI	48105	\$5,000	
D & R Grenway Land Trust	One Preservation Place		Princeton	NJ	08540	\$500	
Delaware Riverkeeper Network	925 Canal St.		Bristol	PA	19007	\$500	

Philip S Harper Foundation Contributions for y/e 9/30/2014

Organization	Address	Address 2	City	St	Zip	Amount	Subtotal
Prospect Park Alliance	95 Prospect Park West		Brooklyn	NY	1000	\$1,000	\$19,450
<b>CULTURAL</b>							
Interlochen Center for the Arts	PO Box 199		Interlochen	MI	49643-0199	\$250	
Performing Arts of Maitland, Inc	117 Whitecap Circle		Maitland	FL	32751	\$500	
Winter Park Historical Association	PO Box 51		Winter Park	FL	32790	\$1,000	
Orlando Philharmonic Orchestra	812 E Rollins Street - Ste 300		Orlando	FL	32803	\$1,000	
The Hambidge Center	PO Box 339		Rabun Gap	GA	30568	\$1,000	
Lake Champlain Maritime Museum	4472 Basin Harbor Road		Vergennes	VT	05491	\$4,000	
Vermont Arts Exchange	PO Box 725		North Benning	VT	05257	\$2,000	
Weston Playhouse Theatre	703 Main Street		Weston	VT	05161	\$1,500	
Newton Free Library	330 Homer Street		Newton	MA	02159	\$500	
Passim	26 Church St		Cambridge	MA	02138	\$500	
WBUR	630 Commonwealth Ave		Boston	MA	02215	\$500	
WGBH Educational Foundation - TV	PO Box 55875		Boston	MA	02205-5875	\$1,500	
DHARMA K-PhD Scholarship Fund	PO Box 2146		Fairfield	IA	52556	\$9,000	
Jefferson County Civic Center	200 N Main St		Fairfield	IA	52556	\$1,500	
Inland Seas Education Association	PO Box 218		Suttons Bay	MI	49682	\$1,000	
Leelanau Community Cultural Center	111 Main Street, PO Box 883		Leland	MI	49654	\$1,000	
Leelanau Historical Society	PO Box 246		Leland	MI	49654-0246	\$500	
Northport Community Art Center	109 Nagonaba PO Box 319		Northport	MI	49670	\$500	
Boom Arts c/o Fractured Atlas	248 W 35th St		New York	NY	10001	\$1,000	
Copper Canyon Press	PO Box 271		Port Townsend	WA	98368	\$500	
Vermont Studio Center	PO Box 613		Johnson	VT	05656	\$1,000	
Joyce Theatre	185 8th Ave.		New York	NY	10011	\$1,000	\$31,250
<b>EDUCATION</b>							
League of Women Voters Leelanau Co	PO Box 132		Leland	MI	49654	\$500	
Lake Forest Academy	Ferry Hall School	1500 West Kenn	Lake Forest	IL	60045	\$250	
Rollins College, Rollins Fund	1000 Holt Ave --2756		Winter Park	FL	32798-4499	\$7,000	
University of Central Florida	PO Box 25000		Orlando	FL	32816	\$500	
UCF School of Accounting	PO Box 161400		Orlando	FL	32816-1400	\$1,500	
America's Future, Inc	7800 Bonhomme Ave		St. Louis	MO	63105	\$2,000	
Foundation for Seminole County Public Schools	400 E Lake Mary Blvd		Sanford	FL	32773	\$1,000	
Foundation for Seminole County Public Schools	400 E Lake Mary Blvd		Sanford	FL	32773	\$2,000	
Hillsdale College	33 E College St		Hillsdale	MI	49642	\$2,000	
Leadership Institute	1101 N Highland Street		Arlington	VA	22201-2854	\$2,000	
UCF College of Education	PO Box 161250		Orlando	FL	32816-1250	\$1,000	
University of Central Florida	PO Box 25000		Orlando	FL	32816	\$1,000	
Cornerstone Christian Academy	PO Box 608		Roanoke Rapids	NC	27870	\$9,500	
Lake Highland Preparatory School	901 N Highland Ave		Orlando	FL	32803	\$1,000	
Bishop Moore High School	3901 Edgewater Dr		Orlando	FL	32804	\$16,500	
Grady High School Foundation	931 Monroe Dr , Ste 102		Atlanta	GA	30308	\$2,500	
Odyssey, Inc	1424 W Paces Ferry Rd		Atlanta	GA	30327	\$1,000	
Smith College Alumnae Fund	33 Elm Street		Northampton	MA	01063	\$7,500	
Kinhaven Music School	6 Elberta Rd		Maplewood	NJ	07040	\$1,000	
The Little School	PO Box 93		Weston	VT	05161	\$1,000	
Boston University Academy	One University Rd		Boston	MA	02215-1407	\$9,000	
Dartmouth College Friends of Dartmouth Rowing	666 Development Office		Hanover	NH	03755	\$500	
Dartmouth College	666 Development Office		Hanover	NH	03755	\$500	
Learning Prep School	1507 Washington St		West Newton	MA	02465	\$500	
Newton Schools Foundation	100 Walnut Street		Newtonville	MA	02460	\$1,000	
Williams College	74 Park Street		Williamstown	MA	02167	\$4,000	
Mahanshu School	804 Dr Robert Keith Wallace Dr		Fairfield	IA	52556	\$600	
Mahanshu University of Management	10000 N Fourth St , DB 1121		Fairfield	IA	52556-9961	\$4,000	
The Gangaji Foundation	PO Box 716		Ashland	OR	97520	\$250	
Leelanau Children's Center	111 N. 5th		Leland	MI	49654	\$1,000	
The Pathfinder School	11930 S West Bay Shore Dr		Traverse City	MI	49684	\$4,000	
Barnard College	3009 Broadway		New York	NY	10027-6598	\$2,000	
Literary Arts--Writers in the Schools	925 SW Washington St		Portland	OR	97205	\$1,000	
Lake Mary High School--Science	655 Longwood Lake Mary Road		Lake Mary	FL	32746	\$1,000	
Sacramento Recorder Society	9612 Graphite Court		Elk Grove	CA	95624	\$7,100	
She's the First	116 W 23rd Street Ste 500		New York	NY	10011	\$1,250	
Westover School	1237 Whittemore Road		Middlebury	CT	06762	\$1,000	
Columbia University/American Studies Dept	475 Riverside Drive - Ste 964		New York	NY	10115	\$5,000	
Foundation for Seminole County Public Schools	400 E Lake Mary Blvd		Sanford	FL	32773	\$6,500	
Raymond Courech Endowment--Oakland U	John Dodge House	2200 N Squirrel	Rochester	MI	48309-4497	\$500	
Rollins College--Hamilton Holt School	1000 Holt Ave.--2756		Winter Park	FL	32789-4499	\$1,500	\$112,950
<b>HEALTH</b>							

Philip S Harper Foundation Contributions for y/e 9/30/2014

Organization	Address	Address 2	City	St	Zip	Amount	Subtotal
Foundation Fighting Blindness	PO Box 17279		Baltimore	MD	21297-0495	\$2,500	
Orlando Health Foundation	3160 Southgate Commerce Blvd #50		Orlando	FL	32806-2093	\$1,000	
Orlando Health Foundation	3160 Southgate Commerce Blvd #50		Orlando	FL	32806-2093	\$5,000	
Orlando Health Foundation	3160 Southgate Commerce Blvd #50		Orlando	FL	32806	\$13,000	
Orlando Health Foundation	3160 Southgate Commerce Blvd #50		Orlando	FL	32806-2093	\$1,000	
Orlando Health Foundation	3160 Southgate Commerce Blvd #50		Orlando	FL	32806-2093	\$1,500	
Shriners Hospitals for Children	12502 N Pine Drive		Tampa	FL	33612-9499	\$500	
Feminist Women's Health Center	1924 Cliff Valley Way		Atlanta	GA	30329-2421	\$1,500	
Planned Parenthood Southeast	75 Piedmont Ave NE Ste 800		Atlanta	Ga	30303	\$2,500	
Londonderry Volunteer Rescue Squad	PO Box 911		Londonderry	VT	05148	\$500	
Planned Parenthood of Northern New England	128 Lakeside Ave Ste 301		Williston	VT	05401	\$3,500	
Doctors Without Borders	333 Seventh Ave., 2nd Floor		New York	NY	10001-5004	\$250	
The Smile Train	PO Box 96231		Washington	DC	20090-6231	\$250	
World Health Foundation	1734 Jasmine Ave.		Vedic City	IA	52556	\$1,250	
Planned Parenthood Federation of America	434 West 33rd Street		New York	NY	10001	\$2,000	
Planned Parenthood Assn of the Mercer Area	437 E. State St.		Trenton	NJ	08608	\$2,000	
Winter Park Day Nursery	741 S Pennsylvania Ave		Winter Park	FL	32789	\$400	
Healthcare Alternative Systems	7255 W Armitage Ave		Chicago	IL	60647	\$500	\$39,150
<b>HUMAN SERVICES</b>							
Habitat for Humanity in Seminole County	1100 Americana Blvd		Sanford	FL	32773	\$500	
Orlando Union Rescue Mission	1521 W Washington Street		Orlando	FL	32802	\$750	
Habitat for Humanity in Seminole County	1100 Americana Blvd		Sanford	FL	32773	\$1,000	
Seminole Family YMCA	655 Longwood Lake Mary Road		Lake Mary	FL	32746	\$1,000	
Seminole Family YMCA	655 Longwood Lake Mary Road		Lake Mary	FL	32746	\$500	
Cool Girls, Inc	621 North Ave, Suite A-220		Atlanta	GA	30308	\$1,000	
Girls on the Run of Atlanta	1904 Monroe Dr. NE, Ste. 140		Atlanta	GA	30324-4859	\$1,000	
VOX Teen Communications	229 Peachtree Street NE Ste 725		Atlanta	GA	30303	\$750	
Women's eNews	6 Barclay St 6th fl		New York	NY	10007	\$1,000	
Food for Free Committee, Inc	11 Inman Street		Cambridge	MA	02139	\$500	
Vermont Foodbank	33 Parker Rd		Barre	VT	05641	\$500	
Feed the Children	PO Box 36		Oklahoma City	OK	73101-0036	\$250	
FINCA	1201 15th St NW, 8th Floor		Washington	DC	20005	\$250	
New Day for Children	6751 N Federal Hwy #200		Boca Raton	FL	33487	\$250	
Tanager Place	2309 C Street, SW		Cedar Rapids	IA	52404	\$250	
Leelanau Twp Community Foundation	PO Box 818		Northport	MI	49670	\$3,000	
Women for Women	2000 M Street, NW Ste 200		Washington	DC	20036	\$1,250	\$13,750
<b>PRESERVATION</b>							
Grand Traverse Lighthouse Museum	PO Box 43		Northport	MI	49670	\$500	\$500
<b>RELIGION</b>							
Christian Service Center for Central Florida	808 W Central Blvd		Orlando	FL	32805	\$500	
First Presbyterian Church of Maitland	341 N, Orlando Ave		Maitland	FL	32751	\$8,500	
Reformation Grace Ministries, Inc	8 Pleasant Court		Little Rock	AR	72211	\$5,250	
Church of the Annunciation	1020 Montgomery Road		Altamonte Spr	FL	32779	\$3,000	
Ebenezer United Methodist Church	PO Box 365		Halifax	NC	27839	\$1,000	
First Presbyterian Church of Maitland	341 N Orlando Ave		Maitland	FL	32751	\$1,000	
Annunciation Catholic Church	970 Montgomery Rd		Altamonte Spr	FL	32714-7418	\$9,000	
Eliot Church of Newton	474 Centre Street		Newton	MA	02158	\$2,500	
Fellowship of the Holy Spirit	1301 Hilltop Lane		Fairfield	IA	52556	\$1,400	
Manavata Mandir DBA Sri Devi Mandir	800 W Burlington Ave		Fairfield	IA	52556	\$250	
Spiritus Christi	1003 E Madison St		Fairfield	IA	52556	\$250	
First Presbyterian Church of Orlando	106 E Church St		Orlando	FL	32801	\$1,500	
Trinity United Methodist Church	9848 S Winchester		Chicago	IL	60643	\$9,000	\$43,150
<b>RESEARCH</b>							
Research To Prevent Blindness	645 Madison Ave		New York	NY	10022-1010	\$250	
Macular Degeneration Research	22512 Gateway Center Drive		Clarksburg	MD	20871	\$2,000	
Alzheimer's Association	378 Center Pointe Cir Ste 1280		Altamonte Spr	FL	32701-3442	\$1,000	
Duke University	Alumni & Development Office	Box 90581	Durham	NC	27708-0581	\$500	
Duke University	Alumni & Development Office	Box 90581	Durham	NC	27708-0581	\$2,000	
Duke University	Alumni & Development Office	Box 90581	Durham	NC	27708-0581	\$2,000	
Newberry Library	60 W Walton St		Chicago	IL	60610	\$1,500	\$9,250
<b>TOTAL</b>						<b>\$323,000</b>	<b>\$323,000</b>

PHILIP S. HARPER FOUNDATION  
 FORM 990-PF TIN 36-6049875  
 YEAR END SEPTEMBER 30,2014  
 PART VI CAPITAL GAINS & LOSSES ON INVESTMENT INCOME

ITEM	HOW ACQUIRED	DATE PURCHASE	DATE SOLD	SALE PRICE	COST	GAIN LOSS
QUALCOM	P	6/10/2004	8/29/2014	9,488	3,717	5,771
JPMORGAN CHASE MATURED	P	9/8/2009	9/15/2014	25,000	26,266	-1,266
FFCB	P	0908/09	9/22/2014	25,000	25,285	-285
TOTAL SALES SCHWAB				817,662	768,453	49,209
WELLS FARGO ADVANTAGE	P	VARIOUS	10/28/2013	35,000	26,639	8,361
WELLS FARGO ADVANTAGE	P	VARIOUS	4/30/2014	19,000	14,948	4,052
WELLS FARGO ADVANTAGE	P	VARIOUS	8/22/2014	30,000	22,596	7,404
WELLS FARGO ADVANTAGE- DISTRIBUTIONS	P			57,031	0	57,031
TOTAL CAPITAL GAINS				958,693	832,636	126,057

PHILIP S. HARPER FOUNDATION  
FORM 990-PF TIN 36-6049875  
YEAR END SEPTEMBER 30,2014  
PART VI CAPITAL GAINS & LOSSES ON INVESTMENT INCOME

ITEM	HOW ACQUIRED	DATE PURCHASE	DATE SOLD	SALE PRICE	COST	GAIN LOSS
DDR CORP	P	6/11/2012	10/15/2013	25,000	25,174	-174
APPLE	P	4/4/2006	10/31/2013	10,483	1,234	9,249
BARD C R INDUSTRIES	P	8/10/2006	10/31/2013	4,051	2,169	1,882
GOOGLE	P	12/23/2011	10/31/2013	5,173	3,167	2,006
IBM	P	4/15/2008	10/31/2013	4,469	2,896	1,573
NOBLE ENERGY	P	10/24/2005	10/31/2013	3,779	970	2,809
SCHEIN HENRY	P	6/10/2004	10/31/2013	3,364	756	2,608
STERICYCLE	P	4/30/2002	10/31/2013	4,061	587	3,474
VANGUARD EMERGING MARKETS	P	5/20/2008	10/31/2013	152,644	189,950	-37,306
BARRICK GOLD CALLED	P	11/3/2011	12/16/2013	30,205	30,577	-372
COACH	P	2/12/2013	2/5/2014	31,500	34,349	-2,849
APPLE	P	4/4/2006	2/5/2014	10,263	1,234	9,029
FINANCING CO STRIP	P	5/14/2009	2/8/2014	50,000	43,295	6,705
VERIZON	P	3/31/2010	2/24/2014	8	0	8
VODAFONE GROUP	P	3/31/2010	2/25/2014	26	27	-1
TEVA PHARM	P	2/29/2012	3/21/2014	25,000	25,459	-459
POTASH CORP	P	VARIOUS	3/25/2014	28,587	28,385	202
TRANSOCEAN	P	VARIOUS	3/25/2014	17,987	61,603	-43,616
COLGATE-POLMOLIVE	P	8/10/2012	5/1/2014	25,000	25,412	-412
APPLE	P	4/4/2006	5/2/2014	5,903	617	5,286
IBM	P	4/15/2008	5/2/2014	14,351	8,688	5,663
PEPSICO	P	12/23/2011	5/2/2014	6,404	4,993	1,411
QUALCOM	P	6/10/2004	5/2/2014	3,939	1,486	2,453
VANGUARD SMALL CAP	P	5/20/2008	5/2/2014	19,447	12,737	6,710
JOHNSON & JOHNSON MATURED	P	8/10/2012	5/15/2014	38,000	38,555	-555
GE CAPITAL BANK CD	P	11/8/2011	5/16/2014	35,000	35,000	0
GOOGLE	P	8/10/2012	5/16/2014	25,000	25,449	-449
CATERPILLAR FINANCE	P	8/14/2012	5/20/2014	12,000	12,196	-196
CATERPILLAR FINANCE	P	2/23/2012	5/27/2014	25,000	25,484	-484
HEWITT PACKARD	P	11/3/2011	5/3/2014	35,000	35,228	-228
VANGUARD SMALL CAP	P	5/20/2008	8/15/2014	15,378	9,798	5,580
PARAGON OFFSHORE	P	8/23/2007	8/4/2014	3	6	-3
APPLE	P	4/4/2006	8/29/2014	38,421	3,306	35,115
I H S INC	P	3/6/2009	8/29/2014	7,118	1,858	5,260
IBM	P	4/15/2008	8/29/2014	19,230	11,584	7,646
KINDER MORGAN MGMT	P	3/3/2009	8/29/2014	9,785	2,444	7,341
ORACLE	P	09/15/056	8/29/2014	16,595	6,512	10,083



Schwab One® Account of  
PHILIP S HARPER FOUNDATION INCAccount Number  
4101-1655Statement Period  
September 1-30, 2014

## Investment Detail - Fixed Income

	Par	Market Price	Market Value	Adjusted Cost Basis	% of Account Assets	Unrealized Gain or (Loss)	Estimated Annual Income
<b>Corporate Bonds</b>			<i>Cost Basis</i>				<i>Yield to Maturity</i>
AMERICAN EXPRES 1.125%17 DUE 06/05/17 CUSIP: 0258MODM8 MOODY'S: A2 S&P: A-	50,000.0000	99.2897	49,644.85 <i>49,790.00 ✓</i>	49,790.00	<1%	(145.15)	562.50 <i>1.28%</i>
						<i>Accrued Interest: 181.25</i>	
AMGEN INC. 1.875%14 DUE 11/15/14 CUSIP: 031162BJ8 MOODY'S Baa1 S&P: A	25,000.0000	100.1804	25,045.10 <i>25,500.50 ✓</i>	25,025.55	<1%	19.55 <sup>b</sup>	468.75 <i>1.03%</i>
						<i>Accrued Interest: 177.08</i>	
APPLE INC. 0.45%16 DUE 05/03/16 CUSIP: 037833AH3 MOODY'S Aa1 S&P: AA+	30,000.0000	99.7377	29,921.31 <i>30,034.80 ✓</i>	30,018.57	<1%	(97.26) <sup>b</sup>	135.00 <i>0.41%</i>
						<i>Accrued Interest: 55.50</i>	
AT&T INC. 1.7%17 DUE 06/01/17 CUSIP: 00206RBF8 MOODY'S: A3 S&P: A-	30,000.0000	100.8489	30,254.67 <i>30,398.70 ✓</i>	30,348.21	<1%	(93.54) <sup>b</sup>	510.00 <i>1.25%</i>
						<i>Accrued Interest: 170.00</i>	
BAXTER INTL 0.95%16 DUE 06/01/16 CUSIP: 071813BH1 MOODY'S: A3 S&P: A-	35,000.0000	100.1863	35,065.21 <i>35,061.25 ✓</i>	35,036.90	<1%	28.31 <sup>b</sup>	332.50 <i>0.88%</i>
						<i>Accrued Interest: 110.83</i>	

Schwab has provided accurate gain and loss information wherever possible for most investments. Cost basis data may be incomplete or unavailable for some of your holdings. Please see "Endnotes for Your Account" section for an explanation of the endnote codes and symbols on this statement.



Schwab One® Account of  
PHILIP S HARPER FOUNDATION INC

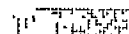
Account Number  
4101-1655

Statement Period  
September 1-30, 2014

### Investment Detail - Fixed Income (continued)

	Par	Market Price	Market Value <i>Cost Basis</i>	Adjusted Cost Basis	% of Account Assets	Unrealized Gain or (Loss)	Estimated Annual Income Yield to Maturity
<b>Corporate Bonds</b> (continued)							
DEVON ENERGY CORP 1.2%16 DUE 12/15/16 CUSIP 25179MAS2 MOODY'S Baa1 S&P. BBB+	20,000.0000	99.9634	19,992.68 <i>20,028.80</i>	20,022.45	<1%	(29.77) <sup>b</sup>	240.00 1.14%
						<i>Accrued Interest: 70.67</i>	
FIFTH THIRD BANK 1.35%17 DUE 06/01/17 CALLABLE 05/01/17 AT 100.00000 CUSIP 31677QBA6 MOODY'S A3 S&P. A-	30,000.0000	99.7032	29,910.96 <i>30,044.40</i>	30,038.88	<1%	(127.92) <sup>b</sup>	405.00 1.30%
						<i>Accrued Interest: 175.50</i>	
HEWLETT-PACKARD 2.35%15 DUE 03/15/15 CUSIP: 428236BN2 MOODY'S Baa1 S&P BBB+	30,000.0000	100.8701	30,261.03 <i>30,845.10</i>	30,129.14	<1%	131.89 <sup>b</sup>	705.00 1.39%
						<i>Accrued Interest: 31.33</i>	
HSBC FIN CORP 4%15 DUE 06/15/15 CUSIP: 40429XXL5 MOODY'S Baa1 S&P A	20,000.0000	101.7414	20,348.28 <i>20,565.00</i>	20,088.59	<1%	259.69 <sup>b</sup>	800.00 3.35%
						<i>Accrued Interest: 235.56</i>	

Schwab has provided accurate gain and loss information wherever possible for most investments. Cost basis data may be incomplete or unavailable for some of your holdings. Please see "Endnotes for Your Account" section for an explanation of the endnote codes and symbols on this statement.





Schwab One® Account of  
PHILIP S HARPER FOUNDATION INC

Account Number  
4101-1655

Statement Period  
September 1-30, 2014

Investment Detail - Fixed Income (continued)

	Par	Market Price	Market Value <i>Cost Basis</i>	Adjusted Cost Basis	% of Account Assets	Unrealized Gain or (Loss)	Estimated Annual Income Yield to Maturity
<b>Corporate Bonds</b> (continued)							
JPMORGAN CHASE & 1.1%15 DUE 10/15/15 CUSIP 46623EJR1 MOODY'S: A3 S&P A	25,000.0000	100.3930	25,098.25 <i>25,124.25 ✓</i>	25,054.10	<1%	44.15 <sup>b</sup>	275.00 0.89%
							<i>Accrued Interest: 126.81</i>
MERCK & CO. INC. 0.7%16 DUE 05/18/16 CUSIP 58933YAD7 MOODY'S: A2 S&P AA	30,000.0000	100.2638	30,079.14 <i>29,922.60 ✓</i>	29,922.60	<1%	156.54	210.00 0.79%
							<i>Accrued Interest: 77.58</i>
NATIONAL RURAL UTIL 2%15 DUE 06/15/15 CUSIP 63743FMB9 MOODY'S: A2 S&P A	50,000.0000	100.8583	50,429.15 <i>51,050.00 ✓</i>	50,279.08	<1%	150.07 <sup>b</sup>	1,000.00 1.20%
							<i>Accrued Interest: 294.44</i>
VERIZON COMMS 0.7%15 DUE 11/02/15 CUSIP 92343VBH6 MOODY'S: Baa1 S&P BBB+	25,000.0000	99.9927	24,998.18 <i>24,987.75 ✓</i>	24,987.75	<1%	10.43	175.00 0.72%
							<i>Accrued Interest: 72.43</i>
VERIZON COMMS 1.35%17 DUE 06/09/17 CUSIP 92343VCE2 MOODY'S: Baa1 S&P BBB+	50,000.0000	99.4658	49,732.90 <i>49,970.00 ✓</i>	49,970.00	<1%	(237.10)	675.00 1.37%
							<i>Accrued Interest: 206.25</i>

Schwab One® Account of  
PHILIP S HARPER FOUNDATION INCAccount Number  
4101-1655Statement Period  
September 1-30, 2014

## Investment Detail - Fixed Income (continued)

	Par	Market Price	Market Value <i>Cost Basis</i>	Adjusted Cost Basis	% of Account Assets	Unrealized Gain or (Loss)	Estimated Annual Income  Yield to Maturity
<b>Corporate Bonds</b> (continued)							
WELLS FARGO & CO 1.15%17 DUE 06/02/17 CUSIP 94974BFW5 MOODY'S A2 S&P A+	50,000.0000	99.3902	49,695.10  49,851.00 ✓	49,851.00	<1%	(155.90)	575.00  1.26%
<i>Accrued Interest: 188.47</i>							
<b>Total Corporate Bonds</b>	<b>500,000.0000</b>		<b>500,476.81</b>	<b>500,562.82</b>	<b>8%</b>	<b>(86.01) <sup>b</sup></b>	<b>7,068.75</b>
<b>Total Cost Basis:</b>			<b>503,174.15</b>				
<i>Total Accrued Interest for Corporate Bonds: 2,173.70</i>							

	Par	Market Price	Market Value <i>Cost Basis</i>	Adjusted Cost Basis	% of Account Assets	Unrealized Gain or (Loss)	Estimated Annual Income  Yield to Maturity
<b>CDs &amp; BAs</b>							
ALLY BANK 0.65%14 CD FDIC INS DUE 12/12/14 MIDVALE UT CUSIP 02005QU35 MOODY'S NR S&P NR	25,000.0000	100.0872	25,021.80 25,044.97 ✓	25,005.62	<1%	16.18 <sup>b</sup>	162.50 0.53%
<i>Accrued Interest: 49.42</i>							
ALLY BANK 1.25%16 CD FDIC INS DUE 05/09/16 MIDVALE UT CUSIP 02005QE33 MOODY'S NR S&P NR	25,000.0000	100.9890	25,247.25 25,206.50 ✓	25,135.76	<1%	111.49 <sup>b</sup>	312.50 0.90%
<i>Accrued Interest: 124.14</i>							

Schwab has provided accurate gain and loss information wherever possible for most investments. Cost basis data may be incomplete or unavailable for some of your holdings. Please see "Endnotes for Your Account" section for an explanation of the endnote codes and symbols on this statement.



Schwab One® Account of  
PHILIP S HARPER FOUNDATION INC

DUPLICATE STATEMENT

Account Number  
4101-1655

Statement Period  
September 1-30, 2014

# Investment Detail - Fixed Income (continued)

	Par	Market Price	Market Value	Adjusted Cost Basis	% of Account Assets	Unrealized Gain or (Loss)	Estimated Annual Income
<b>CDs &amp; BAs (continued)</b>			<i>Cost Basis</i>				<i>Yield to Maturity</i>
AMER EXPRSS CNTR 0.75%16 CD FDIC INS DUE 05/23/16 MIDVALE UT CUSIP 02587DNV6 MOODY'S NR S&P NR	25,000.0000	100.2014	25,050.35	25,000.00	<1%	50.35	187.50
			25,000.00				0.75%
							<i>Accrued Interest: 67.29</i>
AMER EXPRSS CNTR 1.15%15 CD FDIC INS DUE 07/20/15 MIDVALE UT CUSIP 02587DKL1 MOODY'S NR S&P NR	25,000.0000	100.6229	25,155.73	25,069.00	<1%	86.73 <sup>b</sup>	287.50
			25,186.25				0.81%
							<i>Accrued Interest: 58.29</i>
BANK OF TENNESSE 2.75%15 CD FDIC INS DUE 01/27/15 KINGSPORT TN CUSIP: 065284FJ5 MOODY'S NR S&P NR	26,000.0000	100.8017	26,208.44	26,041.36	<1%	167.08 <sup>b</sup>	715.00
			26,535.30				2.26%
							<i>Accrued Interest: 7.84</i>
BMW BANK NO AMER 0.75%16 CD FDIC INS DUE 05/10/16 SALT LAKE CITY UT CUSIP: 05568P3C9 MOODY'S NR S&P NR	55,000.0000	100.1960	55,107.80	54,799.40	<1%	308.40	412.50
			54,799.40				N/A <sup>c</sup>
							<i>Accrued Interest: 162.74</i>

Schwab has provided accurate gain and loss information wherever possible for most investments. Cost basis data may be incomplete or unavailable for some of your holdings. Please see "Endnotes for Your Account" section for an explanation of the endnote codes and symbols on this statement.



Schwab One® Account of  
PHILIP S HARPER FOUNDATION INC

DUPLICATE STATEMENT

Account Number  
4101-1655

Statement Period  
September 1-30, 2014

Investment Detail - Fixed Income (continued)

	Par	Market Price	Market Value	Adjusted Cost Basis	% of Account Assets	Unrealized Gain or (Loss)	Estimated Annual Income
CDs & BAs (continued)			Cost Basis				Yield to Maturity
<b>BMW BANK NO AMER</b> 0.85%15 CD FDIC INS DUE 06/08/15 SALT LAKE CITY UT CUSIP: 05568P2Q9 MOODY'S NR S&P NR	20,000.0000	100.3385	20,067.70	20,000.00	<1%	67.70	170.00
			20,000.00 ✓				0.84%
							<i>Accrued Interest: 54.03</i>
<b>BMW BANK NO AMER</b> 0.95%15 CD FDIC INS DUE 05/18/15 SALT LAKE CITY UT CUSIP: 05568P2L0 MOODY'S: NR S&P NR	20,000.0000	100.3795	20,075.90	20,004.77	<1%	71.13 <sup>b</sup>	190.00
			20,019.97 ✓				0.90%
							<i>Accrued Interest: 71.84</i>
<b>DISCOVER BK</b> 1.1%15 CD FDIC INS DUE 08/17/15 GREENWOOD DE CUSIP: 254671FN5 MOODY'S: NR S&P NR	25,000.0000	100.6152	25,153.80	25,084.83	<1%	68.97 <sup>b</sup>	275.00
			25,218.75 ✓				0.71%
							<i>Accrued Interest: 35.41</i>
<b>DISCOVER BK</b> 0.75%16 CD FDIC INS DUE 05/16/16 GREENWOOD DE CUSIP: 254671PD6 MOODY'S: NR S&P NR	35,000.0000	100.1980	35,069.30	34,824.30	<1%	245.00	262.50
			34,824.30 ✓				0.93%
							<i>Accrued Interest: 99.97</i>
<b>DISCOVER BK</b> 0.75%16 CD FDIC INS DUE 05/31/16 GREENWOOD DE CUSIP: 254671PT1 MOODY'S NR S&P NR	30,000.0000	100.2038	30,061.14	29,955.00	<1%	106.14	225.00
			29,955.00 ✓				0.80%
							<i>Accrued Interest: 77.05</i>

Schwab has provided accurate gain and loss information wherever possible for most investments. Cost basis data may be incomplete or unavailable for some of your holdings. Please see "Endnotes for Your Account" section for an explanation of the endnote codes and symbols on this statement.

Schwab One® Account of  
PHILIP S HARPER FOUNDATION INCAccount Number  
4101-1655Statement Period  
September 1-30, 2014

## Investment Detail - Fixed Income (continued)

	Par	Market Price	Market Value	Adjusted Cost Basis	% of Account Assets	Unrealized Gain or (Loss)	Estimated Annual Income
			Cost Basis				Yield to Maturity
<b>CDs &amp; BAs (continued)</b>							
DISCOVER BK 1.05%15	16,000.0000	100.4607	16,073.71	16,025.95	<1%	47.76 <sup>b</sup>	168.00
CD FDIC INS DUE 06/01/15			16,085.60 ✓				0.80%
GREENWOOD DE							
CUSIP: 254671BU3							
MOODY'S: NR S&P: NR							
						Accrued Interest: 56.15	
DISCOVER BK 1.15%16	35,000.0000	100.6230	35,218.05	35,022.40	<1%	195.65 <sup>b</sup>	402.50
CD FDIC INS DUE 10/03/16			35,031.50 ✓				1.11%
GREENWOOD DE							
CUSIP: 254671XB1							
MOODY'S: NR S&P: NR							
						Accrued Interest: 200.70	
GE CAPITAL BANK	25,000.0000	100.1124	25,028.10	25,000.00	<1%	28.10	175.00
0.7%16							
CD FDIC INS DUE 05/10/16			25,000.00 ✓				0.70%
SALT LAKE CITY UT							
CUSIP: 36160X3V7							
MOODY'S: NR S&P: NR							
						Accrued Interest: 69.04	
GE CAPITAL BANK	30,000.0000	101.2066	30,361.98	30,116.83	<1%	245.15 <sup>b</sup>	405.00
1.35%16							
CD FDIC INS DUE 06/08/16			30,191.10 ✓				1.11%
SALT LAKE CITY UT							
CUSIP: 36161TAQ8							
MOODY'S: NR S&P: NR							
						Accrued Interest: 127.60	



Schwab One® Account of  
PHILIP S HARPER FOUNDATION INC

Account Number  
4101-1655

Statement Period  
September 1-30, 2014

## Investment Detail - Fixed Income (continued)

	Par	Market Price	Market Value	Adjusted Cost Basis	% of Account Assets	Unrealized Gain or (Loss)	Estimated Annual Income
<b>CDs &amp; BAs (continued)</b>			<i>Cost Basis</i>				<i>Yield to Maturity</i>
GOLDMAN SACHS BK 0.9%15	70,000.0000	100.3679	70,257.53	70,023.21	1%	234.32 <sup>b</sup>	630.00
CD FDIC INS DUE 06/05/15 NEW YORK NY CUSIP: 38143AX91 MOODY'S: NR S&P: NR			70,052.80 ✓				N/A <sup>y</sup>
						<i>Accrued Interest: 203.67</i>	
GOLDMAN SACHS BK 1.1%15	29,000.0000	100.4906	29,142.27	29,064.46	<1%	77.81 <sup>b</sup>	319.00
CD FDIC INS DUE 06/01/15 NEW YORK NY CUSIP: 38143ATK1 MOODY'S NR S&P: NR			29,206.30 ✓				N/A <sup>y</sup>
						<i>Accrued Interest: 107.50</i>	
GOLDMAN SACHS BK 1.1%15	50,000.0000	100.5079	50,253.95	49,800.00	<1%	453.95	550.00
CD FDIC INS DUE 06/08/15 NEW YORK NY CUSIP: 38143AUC7 MOODY'S NR S&P: NR			49,800.00 ✓				1.23%
						<i>Accrued Interest: 176.30</i>	
GOLDMAN SACHS BK 1.35%16	20,000.0000	101.0347	20,206.94	20,145.50	<1%	61.44 <sup>b</sup>	270.00
CD FDIC INS DUE 10/17/16 NEW YORK NY CUSIP: 38143AM77 MOODY'S: NR S&P: NR			20,190.00 ✓				0.99%
						<i>Accrued Interest: 123.53</i>	

Schwab has provided accurate gain and loss information wherever possible for most investments. Cost basis data may be incomplete or unavailable for some of your holdings. Please see "Endnotes for Your Account" section for an explanation of the endnote codes and symbols on this statement.



Schwab One® Account of  
PHILIP S HARPER FOUNDATION INCAccount Number  
4101-1655Statement Period  
September 1-30, 2014

## Investment Detail - Fixed Income (continued)

	Par	Market Price	Market Value	Adjusted Cost Basis	% of Account Assets	Unrealized Gain or (Loss)	Estimated Annual Income
<b>CDs &amp; BAs (continued)</b>			<i>Cost Basis</i>				<i>Yield to Maturity</i>
SYNCHRONY BANK	35,000.0000	100.5432	35,190.12	35,000.00	<1%	190.12	385.00
1.1%16							
CD FDIC INS DUE 11/15/16			35,000.00				1.10%
DRAPER UT							
CUSIP 36162TGK4							
MOODY'S: NR S&P: NR							
						<i>Accrued Interest: 146.62</i>	
<b>Total CDs &amp; BAs</b>	<b>621,000.0000</b>		<b>623,951.86</b>	<b>621,118.39</b>	<b>10%</b>	<b>2,833.47<sup>b</sup></b>	<b>6,504.50</b>
		<b>Total Cost Basis:</b>	<b>622,347.74</b>				
						<b>Total Accrued Interest for CDs &amp; BAs: 2,019.13</b>	
<b>Total Fixed Income</b>	<b>1,121,000.0000</b>		<b>1,124,428.67</b>	<b>1,121,681.21</b>	<b>18%</b>	<b>2,747.45<sup>b</sup></b>	<b>13,573.25</b>
		<b>Total Cost Basis:</b>	<b>1,125,521.89</b>				

Accrued Interest represents the interest that would be received if the fixed income investment was sold prior to the coupon payment.

Estimated Annual Income ('EAI') and Estimated Yield ('EY') calculations are for informational purposes only. The actual income and yield might be lower or higher than the estimated amounts. EY is based upon EAI and the current price of the security and will fluctuate. For certain types of securities, the calculations could include a return of principal or capital gains in which case EAI and EY would be overstated. EY and EAI are not promptly updated to reflect when an issuer has missed a regular payment or announced changes to future payments, in which case EAI and EY will continue to display at a prior rate.

## Investment Detail - Equities

	Quantity	Market Price	Market Value	% of Account Assets	Unrealized Gain or (Loss)	Estimated Yield	Estimated Annual Income
<b>Equities</b>			<i>Cost Basis</i>				
ABBVIE INC	900.0000	57.7600	51,984.00	<1%	19,900.85	2.90%	1,512.00
SYMBOL: ABBV			32,083.15				

Schwab has provided accurate gain and loss information wherever possible for most investments. Cost basis data may be incomplete or unavailable for some of your holdings. Please see "Endnotes for Your Account" section for an explanation of the endnote codes and symbols on this statement.



Schwab One® Account of  
PHILIP S HARPER FOUNDATION INC

DUPLICATE STATEMENT

Account Number  
4101-1655

Statement Period  
September 1-30, 2014

### Investment Detail - Equities (continued)

	Quantity	Market Price	Market Value Cost Basis	% of Account Assets	Unrealized Gain or (Loss)	Estimated Yield	Estimated Annual Income
<b>Equities (continued)</b>							
ACCENTURE PLC CL A F SYMBOL: ACN	1,325.0000	81.3200	107,749.00 55,426.74 ✓	2%	52,322.26	2.28%	2,464.50
AKZO NOBEL NV SPON ADR F SPONSORED ADR 3 ADR REPS 1 ORD SYMBOL: AKZOY	1,700.0000	22.6700	38,539.00 45,228.95 ✓	<1%	(6,689.95)	4.47%	1,726.00
APPLE INC SYMBOL: AAPL	3,475.0000	100.7500	350,106.25 30,633.71 ✓	6%	319,472.54	1.86%	6,533.00
BARD C R INCORPORATED SYMBOL: BCR	1,020.0000	142.7100	145,564.20 61,129.43 ✓	2%	84,434.77	0.61%	897.60
BECTON DICKINSON & CO SYMBOL: BDX	1,035.0000	113.8100	117,793.35 83,473.77 ✓	2%	34,319.58	1.91%	2,256.30
BHP BILLITON LTD ADR F SPONSORED ADR 1 ADR REP 2 ORD SYMBOL: BHP	1,150.0000	58.8800	67,712.00 75,815.45 ✓	1%	(8,103.45)	4.21%	2,852.00
CARMAX INC SYMBOL: KMX	2,250.0000	46.4500	104,512.50 48,450.89 ✓	2%	56,061.61	N/A	N/A
CISCO SYSTEMS INC SYMBOL: CSCO	2,800.0000	25.1700	70,476.00 42,938.63 ✓	1%	27,537.37	3.01%	2,128.00
CME GROUP INC CL A CLASS A SYMBOL: CME	1,000.0000	79.9550	79,955.00 71,624.59 ✓	1%	8,330.41	2.35%	1,880.00

Schwab has provided accurate gain and loss information wherever possible for most investments. Cost basis data may be incomplete or unavailable for some of your holdings. Please see "Endnotes for Your Account" section for an explanation of the endnote codes and symbols on this statement.



Schwab One® Account of  
PHILIP S HARPER FOUNDATION INC

DUPLICATE STATEMENT

Account Number  
4101-1655

Statement Period  
September 1-30, 2014

# Investment Detail - Equities (continued)

	Quantity	Market Price	Market Value <i>Cost Basis</i>	% of Account Assets	Unrealized Gain or (Loss)	Estimated Yield	Estimated Annual Income
<b>Equities (continued)</b>							
CORE LABORATORIES N V F SYMBOL: CLB	780.0000	146.3500	114,153.00 36,293.90	2%	77,859.10	1.36%	1,560.00
DIAGEO PLC NEW ADR F SPONSORED ADR 1 ADR REPS 4 ORD SYMBOL: DEO	550.0000	115.4000	63,470.00 40,020.62	1%	23,449.38	2.26%	1,436.89
							<i>Accrued Dividend: 1,186.92</i>
EMERSON ELECTRIC CO SYMBOL: EMR	2,200.0000	62.5800	137,676.00 102,543.20	2%	35,132.80	2.74%	3,784.00
EXPRESS SCRIPTS HLDG CO SYMBOL: ESRX	1,000.0000	70.6300	70,630.00 54,397.15	1%	16,232.85	N/A	N/A
EXXON MOBIL CORPORATION SYMBOL: XOM	650.0000	94.0500	61,132.50 41,094.80	<1%	20,037.70	2.93%	1,794.00
GLAXOSMITHKLINE PLC ADRF SPONSORED ADR 1 ADR REP 2 ORD SYMBOL: GSK	1,600.0000	45.9700	73,552.00 71,533.27	1%	2,018.73	5.56%	4,096.22
							<i>Accrued Dividend: 1,037.13</i>
GOOGLE INC CL C NON VTG NON VOTING SHARES SYMBOL: GOOG	145.0000	577.3600	83,717.20 35,806.49	1%	47,910.71	N/A	N/A
GOOGLE INC CLASS A VTG VOTING SHARES SYMBOL: GOOGL	145.0000	588.4100	85,319.45 35,921.27	1%	49,398.18	N/A	N/A

Schwab has provided accurate gain and loss information wherever possible for most investments. Cost basis data may be incomplete or unavailable for some of your holdings. Please see "Endnotes for Your Account" section for an explanation of the endnote codes and symbols on this statement.

Schwab One® Account of  
PHILIP S HARPER FOUNDATION INC

Account Number  
4101-1655

Statement Period  
September 1-30, 2014

## Investment Detail - Equities (continued)

	Quantity	Market Price	Market Value <i>Cost Basis</i>	% of Account Assets	Unrealized Gain or (Loss)	Estimated Yield	Estimated Annual Income
<b>Equities (continued)</b>							
I H S INC SYMBOL: IHS	1,075.0000	125.1900	134,579.25 39,939.97 ✓	2%	94,639.28	N/A	N/A
INTEL CORP SYMBOL: INTC	1,600.0000	34.8200	55,712.00 33,925.75 ✓	<1%	21,786.25	2.58%	1,440.00
INTL BUSINESS MACHINES SYMBOL: IBM	650.0000	189.8300	123,389.50 75,294.94 ✓	2%	48,094.56	2.31%	2,860.00
KINDER MORGAN MGMT LLC SYMBOL: KMR	1,734.7012	94.1500	163,322.12 42,395.02 ✓	3%	120,927.10	N/A	N/A
KRAFT FOODS GROUP SYMBOL: KRFT	1,066.0000	56.4000	60,122.40 35,702.93 ✓	<1%	24,419.47	3.72%	2,238.60
MONDELEZ INTL INC CL A SYMBOL: MDLZ	2,600.0000	34.2650	89,089.00 48,609.96 ✓	1%	40,479.04	1.63%	1,456.00
NOBLE CORP PLC F SYMBOL: NE	1,750.0000	22.2200	38,885.00 71,123.01	<1%	(32,238.01)	6.75%	2,625.00
NOBLE ENERGY INC SYMBOL: NBL	2,430.0000	68.3600	166,114.80 47,142.02 ✓	3%	118,972.78	1.05%	1,749.60
ORACLE CORPORATION SYMBOL: ORCL	4,225.0000	38.2800	161,733.00 68,783.21 ✓	3%	92,949.79	1.25%	2,028.00
PARAGON OFFSHORE PLC F SYMBOL: PGN	583.0000	6.1500	3,585.45 9,982.96 ✓	<1%	(6,397.51)	N/A	N/A
PEPSICO INCORPORATED SYMBOL: PEP	300.0000	93.0900	27,927.00 19,971.86 ✓	<1%	7,955.14	2.81%	786.00

Schwab has provided accurate gain and loss information wherever possible for most investments. Cost basis data may be incomplete or unavailable for some of your holdings. Please see "Endnotes for Your Account" section for an explanation of the endnote codes and symbols on this statement.



## DUPLICATE STATEMENT

Schwab One® Account of  
PHILIP S HARPER FOUNDATION INCAccount Number  
4101-1655Statement Period  
September 1-30, 2014

## Investment Detail - Equities (continued)

	Quantity	Market Price	Market Value <i>Cost Basis</i>	% of Account Assets	Unrealized Gain or (Loss)	Estimated Yield	Estimated Annual Income
<b>Equities (continued)</b>							
PROCTER & GAMBLE SYMBOL: PG	1,375.0000	83.7400	115,142.50 62,377.11	2%	52,765.39	3.07%	3,539.80
QUALCOMM INC SYMBOL: QCOM	3,025.0000	74.7700	226,179.25 89,941.32	4%	136,237.93	2.24%	5,082.00
SASOL LIMITED SPON ADR F SPONSORED ADR 1 ADR REP 1 ORD SYMBOL: SSL	2,000.0000	54.4900	108,980.00 46,660.00	2%	62,320.00	2.77%	3,029.27
SCHEIN HENRY INC SYMBOL: HSIC	1,120.0000	116.4700	130,446.40 28,237.72	2%	102,208.68	N/A	N/A
SCHLUMBERGER LTD F SYMBOL: SLB	925.0000	101.6900	94,063.25 55,574.00	1%	38,489.25	1.57%	1,480.00
						<i>Accrued Dividend: 370.00</i>	
SOUTHWESTERN ENERGY CO SYMBOL: SWN	1,250.0000	34.9500	43,687.50 47,904.41	<1%	(4,216.91)	N/A	N/A
STERICYCLE INC SYMBOL: SRCL	2,045.0000	116.5600	238,365.20 33,817.44	4%	204,547.76	N/A	N/A
VERIZON COMMUNICATIONS SYMBOL: VZ	585.0000	49.9900	29,244.15 28,147.27	<1%	1,096.88	4.24%	1,240.20
VODAFONE GROUP NEW ADR F SPONSORED ADR 1 ADR REP 10 ORDS SYMBOL: VOD	1,213.0000	32.8900	39,895.57 51,311.48 23169.21	<1%	(11,415.91)	N/A	N/A

Schwab has provided accurate gain and loss information wherever possible for most investments. Cost basis data may be incomplete or unavailable for some of your holdings. Please see "Endnotes for Your Account" section for an explanation of the endnote codes and symbols on this statement.

Schwab One® Account of  
PHILIP S HARPER FOUNDATION INCAccount Number  
4101-1655Statement Period  
September 1-30, 2014

## Investment Detail - Equities (continued)

	Quantity	Market Price	Market Value	% of Account Assets	Unrealized Gain or (Loss)	Estimated Yield	Estimated Annual Income
<b>Equities (continued)</b>			<i>Cost Basis</i>				
XYLEM INC	1,550.0000	35.4900	55,009.50	<1%	8,909.49	1.44%	793.60
SYMBOL: XYL			46,100.01				
<b>Total Equities</b>	<b>56,826.7012</b>		<b>3,929,514.29</b>	<b>62%</b>	<b>1,982,155.89</b>		<b>65,268.58</b>
		<b>Total Cost Basis:</b>	<b>1,947,358.40</b>	<b>29.14%</b>	<b>19,192.11</b>		

Total Accrued Dividend for Equities: 2,594.05

Estimated Annual Income ("EAI") and Estimated Yield ("EY") calculations are for informational purposes only. The actual income and yield might be lower or higher than the estimated amounts. EY is based upon EAI and the current price of the security and will fluctuate. For certain types of securities, the calculations could include a return of principal or capital gains in which case EAI and EY would be overstated. EY and EAI are not promptly updated to reflect when an issuer has missed a regular payment or announced changes to future payments, in which case EAI and EY will continue to display at a prior rate.

## Investment Detail - Other Assets

	Quantity	Market Price	Market Value	% of Account Assets	Unrealized Gain or (Loss)	Estimated Yield	Estimated Annual Income
<b>Other Assets</b>			<i>Cost Basis</i>				
ISHARES MSCI CDA ETF	1,675.0000	30.6900	51,405.75	<1%	(5,565.34)	1.52%	786.02
CANADA			56,971.09				
SYMBOL: EWC							
ISHARES MSCI EMRG MKT FD	9,775.0000	41.5600	406,249.00	6%	(4,324.50)	1.63%	6,659.32
EMERGING MARKETS ETF			410,573.50				
SYMBOL: EEM							
ISHARES MSCI ETF	4,500.0000	59.8000	269,100.00	4%	12,842.90	2.38%	6,409.36
EMERGING MKTS MINIMUM			256,257.10				
VOLATILITY							
SYMBOL: EEMV							

Schwab has provided accurate gain and loss information wherever possible for most investments. Cost basis data may be incomplete or unavailable for some of your holdings. Please see "Endnotes for Your Account" section for an explanation of the endnote codes and symbols on this statement.



Schwab One® Account of  
PHILIP S HARPER FOUNDATION INC

DUPLICATE STATEMENT

Account Number  
4101-1655

Statement Period  
September 1-30, 2014

# Investment Detail - Other Assets (continued)

	Quantity	Market Price	Market Value	% of Account Assets	Unrealized Gain or (Loss)	Estimated Yield	Estimated Annual Income
			Cost Basis				
Other Assets (continued)							
MERRILL LYNCH & 7% PFD	4,000.0000	25.6000	102,400.00	2%	1,400.00	N/A	N/A
PFD DUE 12/31/99			101,000.00 <sup>a</sup>				
SYMBOL: MER+D							
VANGUARD SMALL CAP VALUE	2,230.0000	99.7400	222,420.20	4%	76,781.62	0.02%	53.52
SYMBOL: VBR			145,638.58				
WISDOMTREE EMERGING MKTS	2,000.0000	47.7800	95,560.00	2%	(7,976.53)	10.57%	10,106.40
EQUITY INCOME FUND			103,536.53				
SYMBOL: DEM							
<b>Total Other Assets</b>	<b>24,180.0000</b>		<b>1,147,134.95</b>	<b>18%</b>	<b>73,158.15</b>		<b>24,014.62</b>
			<b>Total Cost Basis:</b>				<b>1,073,976.80</b>

Estimated Annual Income ("EAI") and Estimated Yield ("EY") calculations are for informational purposes only. The actual income and yield might be lower or higher than the estimated amounts. EY is based upon EAI and the current price of the security and will fluctuate. For certain types of securities, the calculations could include a return of principal or capital gains in which case EAI and EY would be overstated. EY and EAI are not promptly updated to reflect when an issuer has missed a regular payment or announced changes to future payments, in which case EAI and EY will continue to display at a prior rate.

Total Investment Detail	6,330,681.21
Total Account Value	6,330,681.21
Total Cost Basis	4,146,857.08

VERIFIED / VADAF  
SP...  
NOT RECORDED

28147 27  
4111709 12

# Quarterly Account Statement

July 1, 2014 through September 30, 2014

**WELLS  
FARGO**

P.O. Box 8266 • Boston, MA 02266

PHILIP S HARPER FOUNDATION INC

Account Number: 3219 3200485515  
Investor Services: 1-800-222-8222  
24 hours a day 7 days a week  
Automated line: 1-800-368-7550  
Web site: [www.wellsfargo.com/advantagefunds](http://www.wellsfargo.com/advantagefunds)

## Wells Fargo Advantage Funds: Entity or Institution, cont'd

### CURRENT HOLDINGS

	Account Number	Symbol	Cost Basis	Value on 7-1-14	Value on 9-30-14	Percent of Holdings
Small/Mid Cap Funds						
Common Stock-Inv	3219-3200485515	STCSX	N/A	\$778,627.71	\$712,106.27	100.0%

### ACCOUNT ACTIVITY

	Date	Shares This Transaction	Share Price	Dollar Amount	Total Shares Owned
Common Stock-Inv STCSX					
Account Number 3219 3200485515					
Beginning Balance	7-1-14		\$26.68	\$778,627.71	29,183.947
SHARES REDEEMED - EFT	8-22-14	1,137.225	26.38	-30,000.00	28,046.722
Ending Balance	9-30-14		\$25.39	\$712,106.27	28,046.722

### ANNOUNCEMENTS

Twitter: Catch our tweets throughout the day on a variety of topics including investment insights, political news and analysis. Follow us and share your thoughts at [twitter.com/WFAssetMgmt](https://twitter.com/WFAssetMgmt)



011113 • 0002 of 0003 • NNNNN • 33708 • W1REP Wks JRB72079

