



See a Social Security Number? Say Something!
Report Privacy Problems to <https://public.resource.org/privacy>
Or call the IRS Identity Theft Hotline at 1-800-908-4490



Form **990-PF**

Return of Private Foundation
or Section 4947(a)(1) Trust Treated as Private Foundation

OMB No 1545-0052

2013

Department of the Treasury
Internal Revenue Service


▶ Do not enter Social Security numbers on this form as it may be made public.
▶ Information about Form 990-PF and its separate instructions is at www.irs.gov/form990pf.

Open to Public Inspection

For calendar year 2013 or tax year beginning **10/01/13**, and ending **09/30/14**

Name of foundation EVERGREEN BUSINESS CAPITAL FOUNDATION		A Employer identification number 26-1088317
Number and street (or P O box number if mail is not delivered to street address) 13925 INTERURBAN AVE S	Room/suite 100	B Telephone number (see instructions) 800-878-6613
City or town, state or province, country and ZIP or foreign postal code SEATTLE WA 98168		C If exemption application is pending, check here <input type="checkbox"/>
G Check all that apply <input type="checkbox"/> Initial return <input type="checkbox"/> Initial return of a former public charity <input type="checkbox"/> Final return <input type="checkbox"/> Amended return <input type="checkbox"/> Address change <input type="checkbox"/> Name change		D 1. Foreign organizations check here <input type="checkbox"/> 2. Foreign organizations meeting the 85% test, check here and attach computation <input type="checkbox"/>
H Check type of organization <input checked="" type="checkbox"/> Section 501(c)(3) exempt private foundation <input type="checkbox"/> Section 4947(a)(1) nonexempt charitable trust <input type="checkbox"/> Other taxable private foundation		E If private foundation status was terminated under section 507(b)(1)(A), check here <input type="checkbox"/>
I Fair market value of all assets at end of year (from Part II, col (c), line 16) ▶ \$ 0	J Accounting method <input type="checkbox"/> Cash <input checked="" type="checkbox"/> Accrual <input type="checkbox"/> Other (specify)	F If the foundation is in a 60-month termination under section 507(b)(1)(B), check here <input type="checkbox"/>

Part I Analysis of Revenue and Expenses (The total of amounts in columns (b), (c), and (d) may not necessarily equal the amounts in column (a) (see instructions))		(a) Revenue and expenses per books	(b) Net investment income	(c) Adjusted net income	(d) Disbursements for charitable purposes (cash basis only)
Revenue	1 Contributions, gifts, grants, etc., received (attach schedule)				
	2 Check <input checked="" type="checkbox"/> if the foundation is not required to attach Schedule B				
	3 Interest on savings and temporary cash investments				
	4 Dividends and interest from securities	21,336	21,336	21,336	
	5a Gross rents				
	b Net rental income or (loss)				
	6a Net gain or (loss) from sale of assets not on line 10 STMT 1	73,449			
	b Gross sales price for all assets on line 6a 227,246				
	7 Capital gain net income (from Part IV, line 2)		0		
	8 Net short-term capital gain			0	
	9 Income modifications				
	10a Gross sales less returns and allowances				
b Less Cost of goods sold					
c Gross profit or (loss) (attach schedule)					
11 Other income (attach schedule) STMT 2	19		19		
12 Total. Add lines 1 through 11	94,804	21,336	21,355		
Operating and Administrative Expenses	13 Compensation of officers, directors, trustees, etc	0			
	14 Other employee salaries and wages				
	15 Pension plans, employee benefits				
	16a Legal fees (attach schedule)				
	b Accounting fees (attach schedule)				
	c Other professional fees (attach schedule) STMT 3	11,715			
	17 Interest				
	18 Taxes (attach schedule) (see instructions)				
	19 Depreciation (attach schedule) and depletion				
	20 Occupancy				
21 Travel, conferences, and meetings					
22 Printing and publications					
23 Other expenses (att sch)					
24 Total operating and administrative expenses. Add lines 13 through 23	11,715	0	0	0	
25 Contributions, gifts grants paid SEE STATEMENT 4	52,500			52,500	
26 Total expenses and disbursements. Add lines 24 and 25	64,215	0	0	52,500	
27 Subtract line 26 from line 12					
a Excess of revenue over expenses and disbursements	30,589				
b Net investment income (if negative, enter -0-)		21,336			
c Adjusted net income (if negative, enter -0-)			21,355		



SCANNED MAR 10 2015

For Paperwork Reduction Act Notice, see instructions.

Part II Balance Sheets		Attached schedules and amounts in the description column should be for end-of-year amounts only (See instructions)			
		Beginning of year (a) Book Value	End of year (b) Book Value (c) Fair Market Value		
Assets	1	Cash – non-interest-bearing			
	2	Savings and temporary cash investments			
	3	Accounts receivable ▶			
		Less allowance for doubtful accounts ▶			
	4	Pledges receivable ▶			
		Less allowance for doubtful accounts ▶			
	5	Grants receivable			
	6	Receivables due from officers, directors, trustees, and other disqualified persons (attach schedule) (see instructions)			
	7	Other notes and loans receivable (att schedule) ▶			
		Less allowance for doubtful accounts ▶	0		
	8	Inventories for sale or use			
	9	Prepaid expenses and deferred charges			
	10a	Investments – U S and state government obligations (attach schedule)			
	b	Investments – corporate stock (attach schedule) SEE STMT 5	727,969	658,991	
	c	Investments – corporate bonds (attach schedule)			
	11	Investments – land, buildings, and equipment basis ▶			
	Less accumulated depreciation (attach sch) ▶				
12	Investments – mortgage loans				
13	Investments – other (attach schedule) SEE STATEMENT 6	465,703	577,784		
14	Land, buildings, and equipment basis ▶				
	Less accumulated depreciation (attach sch) ▶				
15	Other assets (describe ▶ SEE STATEMENT 7)	-128,569	-141,083		
16	Total assets (to be completed by all filers – see the instructions Also, see page 1, item I)	1,065,103	1,095,692	0	
Liabilities	17	Accounts payable and accrued expenses			
	18	Grants payable			
	19	Deferred revenue			
	20	Loans from officers, directors, trustees, and other disqualified persons			
	21	Mortgages and other notes payable (attach schedule)			
	22	Other liabilities (describe ▶)			
	23	Total liabilities (add lines 17 through 22)	0	0	
Net Assets or Fund Balances	Foundations that follow SFAS 117, check here and complete lines 24 through 26 and lines 30 and 31. ▶ <input checked="" type="checkbox"/>				
	24	Unrestricted	1,065,103	1,095,692	
	25	Temporarily restricted			
	26	Permanently restricted			
	Foundations that do not follow SFAS 117, check here and complete lines 27 through 31. ▶ <input type="checkbox"/>				
	27	Capital stock trust principal, or current funds			
	28	Paid-in or capital surplus, or land, bldg, and equipment fund			
	29	Retained earnings, accumulated income, endowment, or other funds			
30	Total net assets or fund balances (see instructions)	1,065,103	1,095,692		
31	Total liabilities and net assets/fund balances (see instructions)	1,065,103	1,095,692		

Part III Analysis of Changes in Net Assets or Fund Balances

1	Total net assets or fund balances at beginning of year – Part II, column (a), line 30 (must agree with end-of-year figure reported on prior year's return)	1	1,065,103
2	Enter amount from Part I, line 27a	2	30,589
3	Other increases not included in line 2 (itemize) ▶	3	
4	Add lines 1, 2, and 3	4	1,095,692
5	Decreases not included in line 2 (itemize) ▶	5	
6	Total net assets or fund balances at end of year (line 4 minus line 5) – Part II, column (b), line 30	6	1,095,692

Part IV Capital Gains and Losses for Tax on Investment Income

(a) List and describe the kind(s) of property sold (e.g., real estate, 2-story brick warehouse, or common stock, 200 shs MLC Co)		(b) How acquired P - Purchase D - Donation	(c) Date acquired (mo., day, yr.)	(d) Date sold (mo., day, yr.)
1a N/A				
b				
c				
d				
e				
(e) Gross sales price	(f) Depreciation allowed (or allowable)	(g) Cost or other basis plus expense of sale	(h) Gain or (loss) (e) plus (f) minus (g)	
a				
b				
c				
d				
e				
Complete only for assets showing gain in column (h) and owned by the foundation on 12/31/69				(l) Gains (Col (h) gain minus col (k), but not less than -0-) or Losses (from col (h))
(i) FMV as of 12/31/69	(j) Adjusted basis as of 12/31/69	(k) Excess of col (i) over col (j) if any		
a				
b				
c				
d				
e				
2 Capital gain net income or (net capital loss) If gain, also enter in Part I, line 7 If (loss), enter -0- in Part I, line 7				2
3 Net short-term capital gain or (loss) as defined in sections 1222(5) and (6) If gain, also enter in Part I, line 8, column (c) (see instructions) If (loss), enter -0- in Part I, line 8				3

Part V Qualification Under Section 4940(e) for Reduced Tax on Net Investment Income

(For optional use by domestic private foundations subject to the section 4940(a) tax on net investment income)

If section 4940(d)(2) applies, leave this part blank

Was the foundation liable for the section 4942 tax on the distributable amount of any year in the base period? Yes No

If "Yes," the foundation does not qualify under section 4940(e). Do not complete this part

1 Enter the appropriate amount in each column for each year, see the instructions before making any entries

(a) Base period years Calendar year (or tax year beginning in)	(b) Adjusted qualifying distributions	(c) Net value of noncharitable-use assets	(d) Distribution ratio (col (b) divided by col (c))
2012	59,814	1,108,705	0.053949
2011	49,840	989,614	0.050363
2010	49,565	955,485	0.051874
2009	57,122	964,422	0.059229
2008	52,000	872,308	0.059612

2 Total of line 1, column (d)	2	0.275027
3 Average distribution ratio for the 5-year base period - divide the total on line 2 by 5, or by the number of years the foundation has been in existence if less than 5 years	3	0.055005
4 Enter the net value of noncharitable-use assets for 2013 from Part X, line 5	4	1,196,996
5 Multiply line 4 by line 3	5	65,841
6 Enter 1% of net investment income (1% of Part I, line 27b)	6	213
7 Add lines 5 and 6	7	66,054
8 Enter qualifying distributions from Part XII, line 4 If line 8 is equal to or greater than line 7, check the box in Part VI line 1b, and complete that part using a 1% tax rate. See the Part VI instructions	8	52,500

Part VI Excise Tax Based on Investment Income (Section 4940(a), 4940(b), 4940(e), or 4948 – see instructions)

1a	Exempt operating foundations described in section 4940(d)(2), check here <input type="checkbox"/> and enter "N/A" on line 1 Date of ruling or determination letter (attach copy of letter if necessary—see instructions)		
b	Domestic foundations that meet the section 4940(e) requirements in Part V, check here <input type="checkbox"/> and enter 1% of Part I, line 27b	1	427
c	All other domestic foundations enter 2% of line 27b Exempt foreign organizations enter 4% of Part I, line 12, col (b)		
2	Tax under section 511 (domestic section 4947(a)(1) trusts and taxable foundations only Others enter -0-)	2	0
3	Add lines 1 and 2	3	427
4	Subtitle A (income) tax (domestic section 4947(a)(1) trusts and taxable foundations only Others enter -0-)	4	0
5	Tax based on investment income. Subtract line 4 from line 3 If zero or less, enter -0-	5	427
6	Credits/Payments		
a	2013 estimated tax payments and 2012 overpayment credited to 2013	6a	
b	Exempt foreign organizations – tax withheld at source	6b	
c	Tax paid with application for extension of time to file (Form 8868)	6c	
d	Backup withholding erroneously withheld	6d	
7	Total credits and payments Add lines 6a through 6d	7	
8	Enter any penalty for underpayment of estimated tax Check here <input type="checkbox"/> if Form 2220 is attached	8	
9	Tax due. If the total of lines 5 and 8 is more than line 7, enter amount owed	9	427
10	Overpayment. If line 7 is more than the total of lines 5 and 8, enter the amount overpaid	10	
11	Enter the amount of line 10 to be Credited to 2014 estimated tax Refunded	11	

Part VII-A Statements Regarding Activities

	Yes	No
1a During the tax year, did the foundation attempt to influence any national, state, or local legislation or did it participate or intervene in any political campaign?		X
b Did it spend more than \$100 during the year (either directly or indirectly) for political purposes (see Instructions for the definition)? If the answer is "Yes" to 1a or 1b, attach a detailed description of the activities and copies of any materials published or distributed by the foundation in connection with the activities		X
c Did the foundation file Form 1120-POL for this year?		X
d Enter the amount (if any) of tax on political expenditures (section 4955) imposed during the year (1) On the foundation ▶ \$ _____ (2) On foundation managers ▶ \$ _____		
e Enter the reimbursement (if any) paid by the foundation during the year for political expenditure tax imposed on foundation managers ▶ \$ _____		
2 Has the foundation engaged in any activities that have not previously been reported to the IRS? If "Yes," attach a detailed description of the activities		X
3 Has the foundation made any changes, not previously reported to the IRS, in its governing instrument, articles of incorporation, or bylaws, or other similar instruments? If "Yes," attach a conformed copy of the changes		X
4a Did the foundation have unrelated business gross income of \$1,000 or more during the year?		X
b If "Yes," has it filed a tax return on Form 990-T for this year?		
5 Was there a liquidation, termination, dissolution, or substantial contraction during the year? If "Yes," attach the statement required by General Instruction T		X
6 Are the requirements of section 508(e) (relating to sections 4941 through 4945) satisfied either • By language in the governing instrument, or • By state legislation that effectively amends the governing instrument so that no mandatory directions that conflict with the state law remain in the governing instrument?	X	
7 Did the foundation have at least \$5,000 in assets at any time during the year? If "Yes," complete Part II, col (c), and Part XV	X	
8a Enter the states to which the foundation reports or with which it is registered (see instructions) ▶ WA		
b If the answer is "Yes" to line 7, has the foundation furnished a copy of Form 990-PF to the Attorney General (or designate) of each state as required by General Instruction G? If "No," attach explanation	X	
9 Is the foundation claiming status as a private operating foundation within the meaning of section 4942(j)(3) or 4942(j)(5) for calendar year 2013 or the taxable year beginning in 2013 (see instructions for Part XIV)? If "Yes," complete Part XIV		X
10 Did any persons become substantial contributors during the tax year? If "Yes," attach a schedule listing their names and addresses		X

N/A

Part VII-A Statements Regarding Activities (continued)

<p>11 At any time during the year, did the foundation, directly or indirectly, own a controlled entity within the meaning of section 512(b)(13)? If "Yes," attach schedule (see instructions)</p>	11		X
<p>12 Did the foundation make a distribution to a donor advised fund over which the foundation or a disqualified person had advisory privileges? If "Yes," attach statement (see instructions)</p>	12		X
<p>13 Did the foundation comply with the public inspection requirements for its annual returns and exemption application? Website address ▶ N/A</p>	13	X	
<p>14 The books are in care of ▶ RENE FINDLEY Telephone no ▶ 206-577-1428 13925 INTERURBAN AVE S #100 Located at ▶ SEATTLE WA ZIP+4 ▶ 98168</p>			
<p>15 Section 4947(a)(1) nonexempt charitable trusts filing Form 990-PF in lieu of Form 1041 – Check here and enter the amount of tax-exempt interest received or accrued during the year ▶ 15</p>			
<p>16 At any time during calendar year 2013, did the foundation have an interest in or a signature or other authority over a bank, securities, or other financial account in a foreign country? See the instructions for exceptions and filing requirements for Form TD F 90-22 1 If "Yes," enter the name of the foreign country ▶</p>	16	Yes	No X

Part VII-B Statements Regarding Activities for Which Form 4720 May Be Required

File Form 4720 if any item is checked in the "Yes" column, unless an exception applies.

			Yes	No
<p>1a During the year did the foundation (either directly or indirectly)</p> <p>(1) Engage in the sale or exchange, or leasing of property with a disqualified person? <input type="checkbox"/> Yes <input checked="" type="checkbox"/> No</p> <p>(2) Borrow money from, lend money to, or otherwise extend credit to (or accept it from) a disqualified person? <input type="checkbox"/> Yes <input checked="" type="checkbox"/> No</p> <p>(3) Furnish goods, services, or facilities to (or accept them from) a disqualified person? <input type="checkbox"/> Yes <input checked="" type="checkbox"/> No</p> <p>(4) Pay compensation to, or pay or reimburse the expenses of, a disqualified person? <input type="checkbox"/> Yes <input checked="" type="checkbox"/> No</p> <p>(5) Transfer any income or assets to a disqualified person (or make any of either available for the benefit or use of a disqualified person)? <input type="checkbox"/> Yes <input checked="" type="checkbox"/> No</p> <p>(6) Agree to pay money or property to a government official? (Exception. Check "No" if the foundation agreed to make a grant to or to employ the official for a period after termination of government service, if terminating within 90 days) <input type="checkbox"/> Yes <input checked="" type="checkbox"/> No</p>				
<p>b If any answer is "Yes" to 1a(1)–(6), did any of the acts fail to qualify under the exceptions described in Regulations section 53.4941(d)-3 or in a current notice regarding disaster assistance (see instructions)? Organizations relying on a current notice regarding disaster assistance check here ▶ <input type="checkbox"/></p>	N/A	1b		
<p>c Did the foundation engage in a prior year in any of the acts described in 1a, other than excepted acts, that were not corrected before the first day of the tax year beginning in 2013?</p>	N/A	1c		
<p>2 Taxes on failure to distribute income (section 4942) (does not apply for years the foundation was a private operating foundation defined in section 4942(j)(3) or 4942(j)(5))</p>				
<p>a At the end of tax year 2013, did the foundation have any undistributed income (lines 6d and 6e, Part XIII) for tax year(s) beginning before 2013? If "Yes," list the years ▶ 20 , 20 , 20 , 20</p>	<input type="checkbox"/> Yes <input checked="" type="checkbox"/> No			
<p>b Are there any years listed in 2a for which the foundation is not applying the provisions of section 4942(a)(2) (relating to incorrect valuation of assets) to the year's undistributed income? (If applying section 4942(a)(2) to all years listed, answer "No" and attach statement – see instructions)</p>	N/A	2b		
<p>c If the provisions of section 4942(a)(2) are being applied to any of the years listed in 2a, list the years here ▶ 20 , 20 , 20 , 20</p>				
<p>3a Did the foundation hold more than a 2% direct or indirect interest in any business enterprise at any time during the year? <input type="checkbox"/> Yes <input checked="" type="checkbox"/> No</p>				
<p>b If "Yes," did it have excess business holdings in 2013 as a result of (1) any purchase by the foundation or disqualified persons after May 26, 1969, (2) the lapse of the 5-year period (or longer period approved by the Commissioner under section 4943(c)(7)) to dispose of holdings acquired by gift or bequest, or (3) the lapse of the 10-, 15-, or 20-year first phase holding period? (Use Schedule C, Form 4720, to determine if the foundation had excess business holdings in 2013)</p>	N/A	3b		
<p>4a Did the foundation invest during the year any amount in a manner that would jeopardize its charitable purposes?</p>	X	4a		X
<p>b Did the foundation make any investment in a prior year (but after December 31, 1969) that could jeopardize its charitable purpose that had not been removed from jeopardy before the first day of the tax year beginning in 2013?</p>	X	4b		X

Part VIII Information About Officers, Directors, Trustees, Foundation Managers, Highly Paid Employees, and Contractors (continued)

3 Five highest-paid independent contractors for professional services (see instructions). If none, enter "NONE."

(a) Name and address of each person paid more than \$50,000	(b) Type of service	(c) Compensation
NONE		

Total number of others receiving over \$50,000 for professional services ▶

Part IX-A Summary of Direct Charitable Activities

List the foundation's four largest direct charitable activities during the tax year. Include relevant statistical information such as the number of organizations and other beneficiaries served, conferences convened, research papers produced, etc.	Expenses
1 GRANTS FOR ANNUAL COLLEGE LEVEL SCHOLARSHIP SUPPORT EMPHASIZING STUDENTS INTERESTED IN ENTREPRENEURSHIP.	52,500
2	
3	
4	

Part IX-B Summary of Program-Related Investments (see instructions)

Describe the two largest program-related investments made by the foundation during the tax year on lines 1 and 2	Amount
1 N/A	
2	
All other program-related investments. See instructions. 3	
Total. Add lines 1 through 3 ▶	

Part X Minimum Investment Return (All domestic foundations must complete this part. Foreign foundations, see instructions)

1	Fair market value of assets not used (or held for use) directly in carrying out charitable, etc., purposes		
a	Average monthly fair market value of securities	1a	1,201,675
b	Average of monthly cash balances	1b	13,549
c	Fair market value of all other assets (see instructions)	1c	0
d	Total (add lines 1a, b, and c)	1d	1,215,224
e	Reduction claimed for blockage or other factors reported on lines 1a and 1c (attach detailed explanation)	1e	0
2	Acquisition indebtedness applicable to line 1 assets	2	0
3	Subtract line 2 from line 1d	3	1,215,224
4	Cash deemed held for charitable activities Enter 1½% of line 3 (for greater amount, see instructions)	4	18,228
5	Net value of noncharitable-use assets. Subtract line 4 from line 3 Enter here and on Part V, line 4	5	1,196,996
6	Minimum investment return. Enter 5% of line 5	6	59,850

Part XI Distributable Amount (see instructions) (Section 4942(j)(3) and (j)(5) private operating foundations and certain foreign organizations check here and do not complete this part)

1	Minimum investment return from Part X, line 6	1	59,850
2a	Tax on investment income for 2013 from Part VI, line 5	2a	427
b	Income tax for 2013 (This does not include the tax from Part VI)	2b	
c	Add lines 2a and 2b	2c	427
3	Distributable amount before adjustments Subtract line 2c from line 1	3	59,423
4	Recoveries of amounts treated as qualifying distributions	4	
5	Add lines 3 and 4	5	59,423
6	Deduction from distributable amount (see instructions)	6	
7	Distributable amount as adjusted Subtract line 6 from line 5 Enter here and on Part XIII, line 1	7	59,423

Part XII Qualifying Distributions (see instructions)

1	Amounts paid (including administrative expenses) to accomplish charitable, etc , purposes		
a	Expenses, contributions, gifts, etc – total from Part I, column (d), line 26	1a	52,500
b	Program-related investments – total from Part IX-B	1b	
2	Amounts paid to acquire assets used (or held for use) directly in carrying out charitable, etc , purposes	2	
3	Amounts set aside for specific charitable projects that satisfy the		
a	Suitability test (prior IRS approval required)	3a	
b	Cash distribution test (attach the required schedule)	3b	
4	Qualifying distributions. Add lines 1a through 3b Enter here and on Part V, line 8, and Part XIII, line 4	4	52,500
5	Foundations that qualify under section 4940(e) for the reduced rate of tax on net investment income Enter 1% of Part I, line 27b (see instructions)	5	0
6	Adjusted qualifying distributions. Subtract line 5 from line 4	6	52,500

Note. The amount on line 6 will be used in Part V, column (b), in subsequent years when calculating whether the foundation qualifies for the section 4940(e) reduction of tax in those years

Part XIII Undistributed Income (see instructions)

	(a) Corpus	(b) Years prior to 2012	(c) 2012	(d) 2013
1 Distributable amount for 2013 from Part XI, line 7				59,423
2 Undistributed income, if any, as of the end of 2013				
a Enter amount for 2012 only				
b Total for prior years 20____, 20____, 20____				
3 Excess distributions carryover, if any, to 2013				
a From 2008				
b From 2009				
c From 2010				
d From 2011				
e From 2012				3,973
f Total of lines 3a through e	3,973			
4 Qualifying distributions for 2013 from Part XII, line 4 ▶ \$ 52,500				
a Applied to 2012, but not more than line 2a				
b Applied to undistributed income of prior years (Election required – see instructions)				
c Treated as distributions out of corpus (Election required – see instructions)				
d Applied to 2013 distributable amount				52,500
e Remaining amount distributed out of corpus				
5 Excess distributions carryover applied to 2013 (If an amount appears in column (d), the same amount must be shown in column (a))	3,973			3,973
6 Enter the net total of each column as indicated below:				
a Corpus Add lines 3f, 4c, and 4e Subtract line 5				
b Prior years' undistributed income Subtract line 4b from line 2b				
c Enter the amount of prior years' undistributed income for which a notice of deficiency has been issued, or on which the section 4942(a) tax has been previously assessed				
d Subtract line 6c from line 6b Taxable amount – see instructions				
e Undistributed income for 2012 Subtract line 4a from line 2a Taxable amount – see instructions				
f Undistributed income for 2013 Subtract lines 4d and 5 from line 1 This amount must be distributed in 2014				2,950
7 Amounts treated as distributions out of corpus to satisfy requirements imposed by section 170(b)(1)(F) or 4942(g)(3) (see instructions)				
8 Excess distributions carryover from 2008 not applied on line 5 or line 7 (see instructions)				
9 Excess distributions carryover to 2014. Subtract lines 7 and 8 from line 6a				
10 Analysis of line 9				
a Excess from 2009				
b Excess from 2010				
c Excess from 2011				
d Excess from 2012				
e Excess from 2013				

Part XIV Private Operating Foundations (see instructions and Part VII-A, question 9)

1a If the foundation has received a ruling or determination letter that it is a private operating foundation, and the ruling is effective for 2013, enter the date of the ruling ▶

b Check box to indicate whether the foundation is a private operating foundation described in section 4942(j)(3) or 4942(j)(5)

	Tax year				(e) Total
	(a) 2013	(b) 2012	(c) 2011	(d) 2010	
2a Enter the lesser of the adjusted net income from Part I or the minimum investment return from Part X for each year listed					
b 85% of line 2a					
c Qualifying distributions from Part XII, line 4 for each year listed					
d Amounts included in line 2c not used directly for active conduct of exempt activities					
e Qualifying distributions made directly for active conduct of exempt activities Subtract line 2d from line 2c					
3 Complete 3a, b, or c for the alternative test relied upon					
a "Assets" alternative test – enter					
(1) Value of all assets					
(2) Value of assets qualifying under section 4942(j)(3)(B)(i)					
b "Endowment" alternative test – enter 2/3 of minimum investment return shown in Part X, line 6 for each year listed					
c "Support" alternative test – enter					
(1) Total support other than gross investment income (interest, dividends, rents, payments on securities loans (section 512(a)(5)), or royalties)					
(2) Support from general public and 5 or more exempt organizations as provided in section 4942(j)(3)(B)(iii)					
(3) Largest amount of support from an exempt organization					
(4) Gross investment income					

Part XV Supplementary Information (Complete this part only if the foundation had \$5,000 or more in assets at any time during the year – see instructions.)

1 **Information Regarding Foundation Managers:**

a List any managers of the foundation who have contributed more than 2% of the total contributions received by the foundation before the close of any tax year (but only if they have contributed more than \$5,000) (See section 507(d)(2))
N/A

b List any managers of the foundation who own 10% or more of the stock of a corporation (or an equally large portion of the ownership of a partnership or other entity) of which the foundation has a 10% or greater interest
N/A

2 **Information Regarding Contribution, Grant, Gift, Loan, Scholarship, etc., Programs:**
Check here if the foundation only makes contributions to preselected charitable organizations and does not accept unsolicited requests for funds. If the foundation makes gifts, grants, etc (see instructions) to individuals or organizations under other conditions, complete items 2a, b, c, and d

a The name, address, and telephone number or e-mail address of the person to whom applications should be addressed
N/A

b The form in which applications should be submitted and information and materials they should include
N/A

c Any submission deadlines
N/A

d Any restrictions or limitations on awards, such as by geographical areas, charitable fields, kinds of institutions, or other factors
N/A

Part XV Supplementary Information (continued)

3 Grants and Contributions Paid During the Year or Approved for Future Payment

Recipient Name and address (home or business)	If recipient is an individual, show any relationship to any foundation manager or substantial contributor	Foundation status of recipient	Purpose of grant or contribution	Amount
a Paid during the year WA STATE MICROENTERPRISE ASSOCIATIO SUITE 208, SOUND MORTGAGE FEDERAL WAY WA 98003		EXEMPT SUPPORT MICRO ENTREPRENEURSHIP		17,500
LEMONADE DAY ALASKA 612 W. WILLOUGHBY AVE JUNEAU AK 99801		EVENT SUPPORT YOUNG ENTREPRENEURS		2,500
PORTLAND STATE UNIVERSITY 2125 SW 4TH AVE #510 PORTLAND OR 97201		FOUNDATION SCHOLARSHIP		2,500
SBDC ALASKA 9301 GLACIER HIGHWAY JUNEAU AK 99801		EXEMPT SUPPORT PROFIT MASTERY WORKSHOP		10,000
SUSTAINABLE WORKS 1744 PEARL STREET SANTA MONICA CA 90405		EXEMPT SUPPORT ENVIRONMENTAL EDUCATION		15,000
WASHINGTON DECA GRANT 9747 NE JUANITA DRIVE KIRKLAND WA 98034		EXEMPT SCHOLARSHIP		5,000
Total			▶ 3a	52,500
b Approved for future payment N/A				
Total			▶ 3b	

Federal Statements

Statement 1 - Form 990-PF, Part I, Line 6a - Sale of Assets

Description	Whom Sold	Date Acquired	Date Sold	How Received	Sale Price	Cost	Expense	Depreciation	Net Gain / Loss
PLEASE SEE STATEMENT 9	VARIOUS	VARIOUS		PURCHASE	227,246	153,797			73,449
TOTAL					227,246	153,797	0	0	73,449

Statement 2 - Form 990-PF, Part I, Line 11 - Other Income

Description	Revenue per Books	Net Investment Income	Adjusted Net Income
OTHER INCOME	\$ 19	\$	\$ 19
TOTAL	\$ 19	\$ 0	\$ 19

Statement 3 - Form 990-PF, Part I, Line 16c - Other Professional Fees

Description	Total	Net Investment	Adjusted Net	Charitable Purpose
INVESTMENT BROKER FEE	\$ 11,715	\$	\$	\$
TOTAL	\$ 11,715	\$ 0	\$ 0	\$ 0

Federal Statements

Statement 4 - Form 990-PF, Part I, Line 25 - Noncash Contributions, Gifts, Grants

Amount	Noncash Description	FMV Explanation	Book Value Amount	Book Value Explanation	Date
17,500					9/17/14
2,500					6/06/14
2,500					6/18/14
10,000					6/11/14
15,000					6/18/14
5,000					1/27/14

Statement 5 - Form 990-PF, Part II, Line 10b - Corporate Stock Investments

Description	Beginning of Year	End of Year	Basis of Valuation	Fair Market Value
EQUITIES - PLEASE SEE STATEMENT 9	\$ 727,969	\$ 658,991	MARKET	\$
TOTAL	\$ 727,969	\$ 658,991		\$ 0

Statement 6 - Form 990-PF, Part II, Line 13 - Other Investments

Description	Beginning of Year	End of Year	Basis of Valuation	Fair Market Value
FIXED INCOME - SEE STATEMENT 9	\$ 452,076	\$ 456,250	MARKET	\$
PRINCIPAL CASH - SEE STATEMENT 9	13,627	13,471	MARKET	
ALTERNATIVES - SEE STATEMENT 9		108,063	MARKET	
TOTAL	\$ 465,703	\$ 577,784		\$ 0

Federal Statements

Statement 7 - Form 990-PF, Part II, Line 15 - Other Assets

<u>Description</u>	<u>Beginning of Year</u>	<u>End of Year</u>	<u>Fair Market Value</u>
ACCUMULATED NET UNREALIZED LOSS (GAIN)	\$ -128,569	\$ -141,083	\$
TOTAL	\$ -128,569	\$ -141,083	\$ 0

Federal Statements

Statement 8 - Form 990-PF, Part VIII, Line 1 - List of Officers, Directors, Trustees, Etc.

Name and Address	Title	Average Hours	Compensation	Benefits	Expenses
PHIL ENG 13925 INTERURBAN AVE S SEATTLE WA 98168	SECRETARY	1.00	0	0	0
HOWARD BARKHOFF 13925 INTERURBAN AVE S SEATTLE WA 98168	CHAIRMAN	1.00	0	0	0
JACK BRUMMEL 13925 INTERURBAN AVE S SEATTLE WA 98168	DIRECTOR	0.50	0	0	0
RICH FELDMAN 13925 INTERURBAN AVE S SEATTLE WA 98168	TREASURER	1.00	0	0	0
AARON FAIRCHILD 13925 INTERURBAN AVE S SEATTLE WA 98168	DIRECTOR	0.50	0	0	0
JENNIFER RINGENBACH 13925 INTERURBAN AVE S SEATTLE WA 98168	DIRECTOR	1.00	0	0	0
VIRGINIA CALVIN 13925 INTERURBAN AVE S SEATTLE WA 98168	DIRECTOR	0.50	0	0	0
DAVE SPURING 13925 INTERURBAN AVE S SEATTLE WA 98168	DIRECTOR	0.50	0	0	0
PATRICIA KIBBE 13925 INTERURBAN AVE S SEATTLE WA 98168	DIRECTOR	0.50	0	0	0
EDNA PETERSON	STAFF	0.50	0	0	0

Federal Statements

**Statement 8 - Form 990-PF, Part VIII, Line 1 - List of Officers, Directors, Trustees,
Etc. (continued)**

Name and Address	Title	Average Hours	Compensation	Benefits	Expenses
13925 INTERURBAN AVE S SEATTLE WA 98168					
ROBIN AMRINE 13925 INTERURBAN AVE S SEATTLE WA 98168	DIRECTOR	1.00	0	0	0
RASHAD MORRIS 13925 INTERURBAN AVE S SEATTLE WA 98168	DIRECTOR	0.50	0	0	0

Overview of Account - 618243018 Evergreen Business Capital Fund.

Investment objective: Strategic Growth


Activity Summary

	This period (\$)	Year to date (\$)
Beginning market value	1,299,584.36	0.00
Cash and security transfers	0.00	0.00
Contributions	17.76	15,017.76
Income	2,329.18	11,028.19
Withdrawals and fees	-33,453.42	-69,639.37
Change in account value	-31,703.00	1,280,368.30
Market value on Sep 30, 2014	\$1,236,774.88	\$1,236,774.88

Note Any "Year to date (\$)" column reference within this statement reflects activity beginning March 1, 2014. It is not calendar year. If you need additional information for January and February 2014 activity, please contact your Relationship Manager for assistance.

Asset Allocation on September 30, 2014

	Market value (\$)	% of account
Equities	658,990.92 Bal @ 9/30/14	53%
Fixed Income	456,250.37 Bal @ 9/30/14	37%
Alternatives	108,063.08 Bal @ 9/30/14	9%
Cash and Equivalents	13,470.51 Bal @ 9/30/14	1%
Total Market Value	\$1,236,774.88	100%



Earnings

	This period (\$)	Year to date (\$)
Total earnings	\$1,536.16	\$9,574.71
Total short term realized capital gain/loss	\$599.16	\$599.16
Total long term realized capital gain/loss	\$8,053.47	\$30,667.84
Total realized capital gain/loss	\$8,652.63	\$31,267.00

This summary is for your reference. It is not intended for tax-reporting purposes and reflects capital gain/loss only from 3/1/14. Taxable income is taxable at the federal level and may be taxable at the state level.

Total Realized Gain (A) = 73,449

Change in account value under Activity Summary above is a summary of your overall market value change since your last statement. This change encompasses several components: changes in your holdings' value due to price fluctuations, as well as cash and asset management activity during the statement period. Year to date is as of 3/1/14.

Transaction Detail (continued)

Date	Transaction Description	Amount (\$)	Accrued income (\$)	Realized G/L (\$)
618243018 Evergreen Business Capital Found. (continued)				
Corporate Actions/Income (continued)				
<i>Dividends (continued)</i>				
September 25, 2014	Cash Dividend 0.013453 USD Baird Short Term Bond Fund For 37,757.202 Units Due on 09/26/14 With Ex Date 09/25/14	507.94		
Total Dividends		\$1,536.16	\$0.00	\$0.00
Capital Gains Distributions				
September 13, 2014	Short Term Capital Gains Distribution 0.1227 USD NUVEEN INVT FDS INC GLOB INFRAS T For 4,883.139 Units Due on 09/16/14 With Ex Date 09/13/14	599.16		
September 13, 2014	Long Term Capital Gains Distribution 0.0397 USD NUVEEN INVT FDS INC GLOB INFRAS T For 4,883.139 Units Due on 09/16/14 With Ex Date 09/13/14	193.86		
Total Capital Gains Distributions		\$793.02	\$0.00	\$0.00
Total Corporate Actions/Income		\$2,329.18	\$0.00	\$0.00
Purchases				
September 16, 2014	Purchase 4,098.532 Units of Baird Short Term Bond Fund @ \$9.72	-39,837.73		
September 16, 2014	Purchase 1,374.973 Units of American Century Short Duration Inflation Protection Bond Fund @ \$10.36	-14,244.72		
Total Purchases		-\$54,082.45	\$0.00	\$0.00
Sales				
September 16, 2014	Sale 5,068.613 Units of Vanguard GNMA Fund @ \$10.67	54,082.10		2,549.40
September 17, 2014	Sale 40.00 Shares of Microsoft Corp @ \$46.42	1,855.95		709.23
September 17, 2014	Sale 50.00 Shares of UnitedHealth Group Inc @ \$86.99	4,348.40		2,384.18
September 17, 2014	Sale 51.00 Shares of Procter & Gamble Co/The @ \$84.14	4,290.02		1,048.66
September 17, 2014	Sale 75.00 Shares of AbbVie Inc @ \$59.23	4,440.65		1,168.14
Total Sales		\$69,017.12	\$0.00	\$7,859.61
September 30, 2014	Cash Sweep Activity	16,107.55	0.00	0.00
Total 618243018 Evergreen Business Capital Found.		-\$64.26	\$0.00	\$7,859.61

STATEMENT 9 - CONTINUED



Portfolio Statement
June 1, 2014 - June 30, 2014

Overview of Account - 618243018 Evergreen Business Capital Found.

Investment objective: Strategic Growth

Activity Summary

	This period (\$)	Year to date (\$)
Beginning market value	1,283,327.76	0.00
Cash and security transfers	0.00	0.00
Contributions	0.00	0.00
Income	2,577.67	6,442.33
Withdrawals and fees	-31,452.39	-34,270.53
Change in account value	18,566.80	1,300,847.84
Market value on Jun 30, 2014	\$1,273,019.64	\$1,273,019.64

Earnings


	This period (\$)	Year to date (\$)
Total earnings	\$1,917.21	\$5,781.87
Total short term realized capital gain/loss	\$0.00	\$0.00
Total long term realized capital gain/loss	-\$9,558.28	\$22,614.37
Total realized capital gain/loss	\$9,558.28	\$22,614.37

This summary is for your reference. It is not intended for tax-reporting purposes and reflects capital gain/loss only from 3/1/14. Taxable income is taxable at the federal level and may be taxable at the state level.

Note: Any "Year to date (\$)" column reference within this statement reflects activity beginning March 1, 2014 (not calendar year). If you need additional information for January and February 2014 activity, please contact your Relationship Manager for assistance.

Asset Allocation on June 30, 2014

	Market value (\$)	% of account
Equities	686,981.20	54%
Fixed Income	459,131.58	36%
Alternatives	112,605.80	9%
Cash and Equivalents	14,301.06	1%
Total Market Value	\$1,273,019.64	100%



Change in account value under Activity Summary above is a summary of your overall market value change since your last statement. This change encompasses several components: changes in your holdings' value due to price fluctuations, as well as cash and asset management activity during the statement period. Year to date as of 3/1/14.

1 8801 00-001 1/08

STATEMENT 9 - CONTINUED



Portfolio Statement
June 1, 2014 - June 30, 2014

Transaction Detail (continued)

Date	Transaction Description	Amount (\$)	Accrued income (\$)	Realized G/L (\$)
618243018 Evergreen Business Capital Found. (continued)				
Corporate Actions/Income (continued)				
<i>Dividends (continued)</i>				
June 2, 2014	Cash Dividend 0.42 USD Qualcomm Inc For 125.00 Shares Due on 06/25/14 With Ex Date 06/02/14	52.50		
June 3, 2014	Cash Dividend 0.47 USD Home Depot Inc/The For 106.00 Shares Due on 06/19/14 With Ex Date 06/03/14	49.82		
June 4, 2014	Cash Dividend 0.65 USD Praxair Inc For 50.00 Shares Due on 06/16/14 With Ex Date 06/04/14	32.50		
June 10, 2014	Cash Dividend 0.0466 USD American Century Short Duration Inflation Protection Bond Fund For 7,354.95 Units Due on 06/10/14 With Ex Date 06/10/14	342.74		
June 12, 2014	Cash Dividend 0.375 USD UnitedHealth Group Inc For 134.00 Shares Due on 06/25/14 With Ex Date 06/12/14	50.25		
June 12, 2014	Cash Dividend 0.25 USD Hess Corp For 114.00 Shares Due on 06/30/14 With Ex Date 06/12/14	28.50		
June 20, 2014	Cash Dividend 0.032 USD Virtus Emerging Markets Opportunities Fund For 7,178.946 Units Due on 06/20/14 With Ex Date 06/20/14	229.73		
June 25, 2014	Cash Dividend 0.013793 USD Baird Short Term Bond Fund For 33,658.67 Units Due on 06/26/14 With Ex Date 06/25/14	464.27		
Total Dividends		\$1,917.21	\$0.00	\$0.00
<i>Capital Gains Distributions</i>				
June 20, 2014	Long Term Capital Gains Distribution 0.092 USD Virtus Emerging Markets Opportunities Fund For 7,178.946 Units Due on 06/20/14 With Ex Date 06/20/14	660.46		
Total Capital Gains Distributions		\$660.46	\$0.00	\$0.00
<i>Other</i>				
June 9, 2014	Stock Split 6:1 Credit 102.00 Apple Inc For 17.00 Shares of Apple Inc Due on 06/09/14 With Ex Date 06/09/14	0.00		
Total Other		\$0.00	\$0.00	\$0.00
Total Corporate Actions/Income		\$2,577.67	\$0.00	\$0.00

continued on next page
Page 15 of 16

STATEMENT 9 - CONTINUED



Portfolio Statement
June 1, 2014 - June 30, 2014

Transaction Detail (continued)

Date	Transaction Description	Amount (\$)	Accrued income (\$)	Realized G/L (\$)
618243018 Evergreen Business Capital Found. (continued)				
Sales				
June 18, 2014	Sale 63 00 Shares of PNC Financial Services Group Inc/The @ \$88.6301	5,582.32		1,636.28
June 18, 2014	Sale 215 00 Shares of Applied Materials Inc @ \$22.34	4,798.69		1,857.07
June 18, 2014	Sale 41 00 Shares of Walt Disney Co/The @ \$83.5625	3,425.16		1,619.58
June 18, 2014	Sale 47.00 Shares of Mead Johnson Nutrition Co @ \$91.6348	4,305.80		760.24
June 18, 2014	Sale 52 00 Shares of Prudential Financial Inc @ \$90.3601	4,697.59		1,440.26
June 18, 2014	Sale 49 00 Shares of Apple Inc @ \$92.17	4,515.25		1,584.39
Total Sales		\$27,324.81	\$0.00	\$8,897.82
June 30, 2014	Cash Sweep Activity	1,550.05	0.00	0.00
Total 618243018 Evergreen Business Capital Found.		\$0.14	\$0.00	\$8,897.82



8182130-551065

STATEMENT 9 - CONTINUED



Portfolio Statement
April 1, 2014 - April 30, 2014

Overview of Account - 618243018

Investment objective: Strategic Growth

Activity summary

	This period (\$)	Year to date (\$)
Beginning market value	1,260,328.59	0.00
Cash and security transfers	0.00	0.00
Contributions	0.00	0.00
Income	1,395.43	2,816.84
Withdrawals and fees	-938.45	-1,874.55
Change in account value	1,802.61	1,261,645.89
Market value on Apr 30, 2014	\$1,262,588.18	\$1,262,588.18


Earnings

	This period (\$)	Year to date (\$)
Total earnings	\$1,395.43	\$2,816.84
Total realized capital gain/loss	\$13,056.09	\$13,056.09

This summary is for your reference. It is not intended for tax-reporting purposes. Taxable income is taxable at the federal level and may be taxable at the state level.

Asset Allocation on April 30, 2014

	Market value (\$)	% of account
Equities	681,694.20	55%
Fixed Income	457,943.25	36%
Alternatives	107,203.99	8%
Cash and Equivalents	15,746.74	1%
Total Market Value	\$1,262,588.18	100%



STATEMENT 9 - CONTINUED



Portfolio Statement
April 1, 2014 - April 30, 2014

Transaction Detail (continued)

Date	Transaction description	Amount (\$)	Accrued income (\$)	Realized G/L (\$)
618243018	Evergreen Business Capital Found. (continued)			
Corporate Actions/Income (continued)				
Dividends (continued)				
April 1, 2014	Daily Rate Income on SEI Daily Income Prime Obligation Fund For Period of 03/01/14 to 03/31/14 Due on 04/01/14 Reinvested \$0.01 at \$1.00 For 0.01 Units	0.10		
April 1, 2014	Daily Rate Income on SEI Daily Income Prime Obligation Fund For Period of 03/01/14 to 03/31/14 Due on 04/01/14 Reinvested \$0.10 at \$1.00 For 0.10 Units	0.10		
April 1, 2014	Cash Dividend 0.19 USD Cisco Systems Inc For 385.00 Shares Due on 04/23/14 With Ex Date 04/01/14	73.15		
April 2, 2014	Cash Dividend 0.28 USD Medtronic Inc For 166.00 Shares Due on 04/25/14 With Ex Date 04/02/14	46.48		
April 2, 2014	Cash Dividend 0.38 USD JPMorgan Chase & Co For 190.00 Shares Due on 04/30/14 With Ex Date 04/02/14	72.20		
April 4, 2014	Cash Dividend 0.12 USD Oracle Corp For 236.00 Shares Due on 04/29/14 With Ex Date 04/04/14	28.32		
April 8, 2014	Cash Dividend 0.32 USD American Tower Corp Com For 48.00 Shares Due on 04/25/14 With Ex Date 04/08/14	15.36		
April 25, 2014	Cash Dividend 0.013689 USD Baird Short Term Bond Fund For 33,658.67 Units Due on 04/28/14 With Ex Date 04/25/14	460.77		
Total Dividends		\$1,395.43	\$0.00	\$0.00
Total Corporate Actions/Income		\$1,395.43	\$0.00	\$0.00
Purchases				
April 21, 2014	Purchase 5.00 Shares of Priceline Group Inc/The @ \$1,216.3199	-6,081.70		
April 21, 2014	Purchase 173.00 Shares of NRG Energy Inc @ \$32.3026	-5,590.08		
April 21, 2014	Purchase 155.00 Shares of Halliburton Co @ \$62.8665	-9,745.86		
April 21, 2014	Purchase 133.00 Shares of Constellation Brands Inc @ \$81.0037	-10,774.82		
Total Purchases		-\$32,192.46	\$0.00	\$0.00
Sales				
April 21, 2014	Sale 124.00 Shares of Southern Co/The @ \$44.9602	5,573.70		1,601.79
April 21, 2014	Sale 114.00 Shares of Bed Bath & Beyond Inc @ \$63.5947	7,248.50		2,110.08

STATEMENT 9 - CONTINUED



Portfolio Statement
April 1, 2014 - April 30, 2014

Transaction Detail (continued)

Date	Transaction description	Amount (\$)	Accrued income (\$)	Realized G/L (\$)
618243018	Evergreen Business Capital Found. (continued)			
Sales (continued)				
April 21, 2014	Sale 76.00 Shares of Chevron Corp @ \$124.2697	9,443.53		3,294.75
April 21, 2014	Sale 129 00 Shares of Philip Morris International Inc @ \$83.3583	10,751.69		6,089.47
	Total Sales	\$33,017.42	\$0.00	\$13,056.09
April 30, 2014	Cash Sweep Activity	-1,281.82	0.00	0.00
	Total 618243018 Evergreen Business Capital Found.	\$0.12	\$0.00	\$13,056.09

STATEMENT 9 - CONTINUED



WEALTH MANAGEMENT & ADVISORY SERVICES

Washington Trust Financial Center • PO Box 2127, Spokane, Washington 99210-2127 • Phone (509) 353-3698 • www.watrust.com



EVERGREEN BUSINESS CAPITAL FOUND.

Account Number: 61-8243-01-8
Statement Period: 10/01/13 - 02/28/14

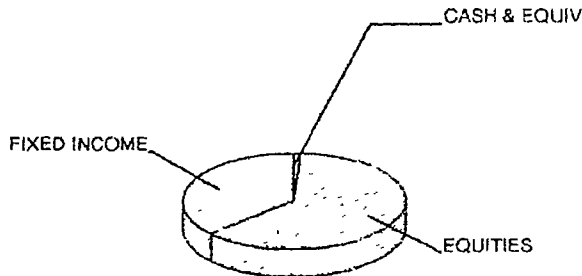
JESLFOTH
EVERGREEN BUSINESS CAPITAL
13925 INTERURBAN AVE S STE 100
TUKWILA WA 98168-5719

00001096

Administrator:
Kristine Maas (206) 667-8956
Kmaas@watrust.com



Asset Allocation




Asset Valuation

Description	Market Value	% of Account
Cash & Equiv	13,979.49	1.1%
Fixed Income	457,892.56	36.7%
Equities	776,254.80	62.2%
Total Portfolio	\$ 1,248,126.85	100.0%

Market Reconciliation

	Current Period	Year To Date
Beginning Market Value	\$ 1,193,672.83	\$ 1,193,672.83
Income		
Dividends	10,307.84	10,307.84
Disbursements		
To/For Beneficiary	-5,000.00	-5,000.00
Fees/Expenses	-4,575.90	-4,575.90
Realized Gains/(Losses)	42,182.66	42,182.66
Change In Market Appreciation/(Depreciation)	11,539.42	11,539.42
Ending Market Value	\$ 1,248,126.85	\$ 1,248,126.85

STATEMENT 9 - CONTINUED



00001096

WEALTH MANAGEMENT & ADVISORY SERVICES

Washington Trust Financial Center - P.O. Box 2127, Spokane, Washington 99210-2127 - Phone (509) 353-3898 - www.watrust.com

EVERGREEN BUSINESS CAPITAL FOUND.

Account Number:
Statement Period:61-8243-01-E
10/01/13 - 02/28/14

Asset Position As of 02/28/14

Asset Description	Units	Market Value Cost	Est. Annual Income	Current Yield
E M C Corp Mass Com	326.000	8,596.62 4,919.94	130.00	1.52%
Eastman Chem Co Com	77.000	6,732.11 6,148.52	107.00	1.60%
Express Scripts Hldg Co Com	140.000	10,543.40 7,160.05		
Goldman Sachs Group Inc Com	62.000	10,319.90 10,152.28	136.00	1.32%
Grainger W W Inc Com	34.000	8,670.68 7,143.95	126.00	1.46%
Harding Loevner International Equity Portfolio Fund #201	1,499.048	26,593.11 22,760.52		
Hennessy Focus Fund - Ins	739.032	49,049.55 48,450.94		
Hess Corp Com	114.000	9,123.42 6,884.44	114.00	1.25%
Home Depot Inc Com	106.000	8,695.18 3,982.49	199.00	2.29%
International Business Machs Corp Com	40.000	7,406.80 4,291.04	152.00	2.05%
J P Morgan Chase & Co Com	190.000	10,795.80 9,118.65	288.00	2.68%
Jacobs Engr Group Inc Com	152.000	9,218.80 5,785.32		
Mead Johnson Nutrition Co Com	146.000	11,906.30 11,013.86	198.00	1.67%
Medtronic Inc Com	166.000	9,837.16 7,452.46	185.00	1.89%
Microsoft Corp Com	228.000	8,734.68 5,923.12	255.00	2.92%
Mylan Inc Com	192.000	10,669.44 4,087.49		
Nextera Energy Inc Com	68.000	6,214.52 3,230.45	197.00	3.17%
Nuveen Real Estate Securities Fund Class I #6818	2,350.619	50,679.35 49,100.32	1,313.00	2.59%

STATEMENT 9 - CONTINUED



00001091

WEALTH MANAGEMENT & ADVISORY SERVICES

Washington Trust Financial Center • PO Box 2127, Spokane, Washington 99210-2127 • Phone (509) 353-3698 • www.watrust.com

EVERGREEN BUSINESS CAPITAL FUND.

Account Number:

61-8243-01-

Statement Period:

10/01/13 - 02/28/14

Asset Position As of 02/28/14

Asset Description	Units	Market Value Cost	Est. Annual Income	Curren Yield
Total Equities		\$ 776,254.80 \$ 603,499.31	12,568.00	1.62%
Fixed Income				
American Century Short Duration Inflation Protection Bond Fund - Is #347	7,354.950	76,565.03 76,344.07	184.00	0.24%
Baird Short-Term Bond Fund - Ins #73	33,658.670	327,498.86 326,151.88	5,620.00	1.72%
Vanguard GNMA Fund Adm #536	5,068.613	53,828.67 51,532.70	1,612.00	3.00%
Total Fixed Income		\$ 457,892.56 \$ 454,028.65	7,416.00	1.62%
Cash				
Principal Cash		0.00 0.00		
Income Cash		0.00 0.00		
Total Cash		\$ 0.00 \$ 0.00	0.00	0.00%
Total Market Value		\$ 1,248,126.85 \$ 1,071,507.45	19,985.00	1.60%

Income Activity

	Date	Income Cash	Principal Cash
Dividend Income			
Invesco LTD Div .225 Per Sh on 281 Shs	12/09/13		63.23
Abbvie Inc Com Div .400 Per Sh on 199 Shs	11/15/13		79.60
Div .400 Per Sh on 199 Shs	02/14/14		79.60
American Tower Corporation Div .280 Per Sh on 63 Shs	10/07/13		17.64
Div .290 Per Sh on 63 Shs	12/31/13		18.27

STATEMENT 9 - CONTINUED



00001096

WEALTH MANAGEMENT & ADVISORY SERVICES

Washington Trust Financial Center • PO Box 2127, Spokane, Washington 99210-2127 • Phone (509) 353-3898 • www.watrust.com



EVERGREEN BUSINESS CAPITAL FOUND.

Account Number:
Statement Period:61-8243-01-E
10/01/13 - 02/28/14

Income Activity

	Date	Income Cash	Principal Cash
Eastman Chem Co Com			
Div 300 Per Sh on 54 Shs	10/01/13		16.20
Div 350 Per Sh on 54 Shs	01/02/14		18.90
Goldman Sachs Group Inc Com			
Div .550 Per Sh on 62 Shs	12/30/13		34.10
Grainger W W Inc Com			
Div .930 Per Sh on 34 Shs	12/02/13		31.62
Harding Loevner International Equity Portfolio Fund #201			
Div .141 Per Sh on 1,499 Shs	12/23/13		212.41
Hess Corp Com			
Div 250 Per Sh on 143 Shs	12/31/13		35.75
Home Depot Inc Com			
Div .390 Per Sh on 106 Shs	12/19/13		41.34
International Business Machs Corp Com			
Div .950 Per Sh on 40 Shs	12/10/13		38.00
J P Morgan Chase & Co Com			
Div .380 Per Sh on 190 Shs	10/31/13		72.20
Div 380 Per Sh on 190 Shs	01/31/14		72.20
Mead Johnson Nutrition Co Com			
Div .340 Per Sh on 146 Shs	10/01/13		49.64
Div .340 Per Sh on 146 Shs	01/03/14		49.64
Medtronic Inc Com			
Div 280 Per Sh on 166 Shs	10/25/13		46.48
Div .280 Per Sh on 166 Shs	01/24/14		46.48
Microsoft Corp Com			
Div .280 Per Sh on 228 Shs	12/12/13		63.84
Nextera Energy Inc Com			
Div .660 Per Sh on 68 Shs	12/16/13		44.88
Nuveen Real Estate Securities Fund Class I #6818			
Div .144 Per Sh on 2,218 Shs	10/02/13		320.80
Div .166 Per Sh on 2,350 Shs	01/02/14		391.85
Nuveen Global Infrastructure Class I #6726			
Div .190 Per Sh on 4,883 Shs	01/02/14		927.80
Oracle Corp Com			
Div .120 Per Sh on 236 Shs	10/29/13		28.32
Div .120 Per Sh on 236 Shs	01/28/14		28.32

STATEMENT 9 - CONTINUED

Washington Trust Bank 

00001096

WEALTH MANAGEMENT & ADVISORY SERVICES

Washington Trust Financial Center • P.O. Box 2127, Spokane, Washington 99210-2127 • Phone (509) 353-3898 • www.watrust.com

**EVERGREEN BUSINESS CAPITAL FOUND.**

Account Number:

61-8243-01-8

Statement Period:

10/01/13 - 02/28/14

Income Activity

	Date	Income Cash	Principal Cash
Div 530 Per Sh on 96 Shs	02/03/14		50.88
Virtus Emerging Markets Opportunity Fund CI I #1736 Div .078 Per Sh on 6,036 Shs	12/23/13		470.88
Total Dividend Income		\$ 0.00	\$ 10,307.84
Total Income		\$ 0.00	\$ 10,307.84

Disbursement Activity

To/For Beneficiary	Date	Income Cash	Principal Cash
Washington Deca Contribution From Evergreen Business Capital Foundation	01/27/14		-5,000.00
Total To/For Beneficiary		\$ 0.00	\$ -5,000.00
Fees/Expenses			
Monthly Fee	10/18/13		-895.26
Monthly Fee	11/20/13		-916.42
Monthly Fee	12/20/13		-921.92
Monthly Fee	01/17/14		-931.73
Monthly Fee	02/20/14		-910.57
Total Fees/Expenses		\$ 0.00	\$ -4,575.90
Total Disbursements		\$ 0.00	\$ -9,575.90

Purchase Activity

	Date	Income Cash	Principal Cash
American Century Short Duration Inflation Protection Bond Fund - Is #347			
Recd 8.995 Shs As A Reinvested Capital Gains Distribution	12/10/13		-93.19
Recd 6.627 Shs As A Reinvested Capital Gains Distribution	12/10/13		-68.66
Purchased 332 737 Shs 02/20/14 @ 10 38	02/21/14		-3,453.81

STATEMENT 9 - CONTINUED

Washington Trust Bank 

0000109E

WEALTH MANAGEMENT & ADVISORY SERVICES

Washington Trust Financial Center • P.O. Box 2127, Spokane, Washington 99210-2127 • Phone (509) 353-3898 • www.watrust.com



EVERGREEN BUSINESS CAPITAL FOUND.

Account Number:
Statement Period:61-8243-01-1
10/01/13 - 02/28/14

Purchase Activity

	Date	Income Cash	Principal Cost
Templeton Institutional Foreign Smaller Company Fund #458 Recd 12.610 Shs As A Reinvested Capital Gains Distribution	12/26/13		-270.62
Recd .033 Shs As A Reinvested Capital Gains Distribution	12/26/13		-0.71
Virtus Emerging Markets Opportunity Fund CII #1736 Recd 1.284 Shs As A Reinvested Capital Gains Distribution	12/23/13		-12.07
Purchased 1140.698 Shs 02/20/14 @ 9.13	02/21/14		-10,414.57
Total Purchases		\$ 0.00	\$ -97,165.48

Sale Activity

	Date	Proceeds	Realized Gain/Loss
American Century Short Duration Inflation Protection Bond Fund - Is #347 Long Term Capital Gains Dist of \$.013 Per Sh on 7,006 Sh	12/10/13	93.19	93.19
Short Term Capital Gains Dist of \$.009 Per Sh on 7,006 Sh	12/10/13	68.66	68.66
American Tower Corporation Sold 15 Shs 02/20/14 To BNY/ESI Electronic Trading @ 84.17	02/25/14	1,262.23	744.13
Artisan International Value Fund Class I #1672 Long Term Capital Gains Dist of \$ 1.846 Per Sh on 755 Sh	11/25/13	1,395.43	1,395.43
Short Term Capital Gains Dist of \$.305 Per Sh on 755 Sh	11/25/13	230.76	230.76
Baird Short-Term Bond Fund - Ins #73 Long Term Capital Gains Dist of \$.016 Per Sh on 33,595 Sh	12/30/13	537.86	537.86
Short Term Capital Gains Dist of \$.002 Per Sh on 33,595 Sh	12/30/13	75.93	75.93
BMO Prime Money Market Fund CII Sales (7) 10/01/13 To 02/28/14	02/28/14	23,412.30	
Comerica Inc Com Sold 56 Shs 02/20/14 To BNY/ESI Electronic Trading @ 46.67	02/25/14	2,612.35	593.96

STATEMENT 9 - CONTINUED



0000106

WEALTH MANAGEMENT & ADVISORY SERVICES

Washington Trust Financial Center • P.O. Box 2127, Spokane, Washington 99210-2127 • Phone (509) 353-3898 • www.watrust.com

10/13

EVERGREEN BUSINESS CAPITAL FOUND.

Account Number:
Statement Period:

61-8243-01-

10/01/13 - 02/28/1

Sale Activity

	Date	Proceeds	Realized Gain/Los
Virtus Emerging Markets Opportunity Fund CII #1736 Long Term Capital Gains Dist of \$.002 Per Sh on 6,036 Sh	12/23/13	12 07	12 0
Total Sales		\$ 96,433.54	\$ 42,182.61

A