



See a Social Security Number? Say Something!
Report Privacy Problems to <https://public.resource.org/privacy>
Or call the IRS Identity Theft Hotline at 1-800-908-4490



Part III

Statement of Program Service Accomplishments

Check if Schedule O contains a response or note to any line in this Part III

1

Briefly describe the organization’s mission

Concord Hospital is a charitable organization which exists to meet the health needs of individuals within the communities it serves

2

Did the organization undertake any significant program services during the year which were not listed on the prior Form 990 or 990-EZ?

If "Yes," describe these new services on Schedule O

3

Did the organization cease conducting, or make significant changes in how it conducts, any program services?

If "Yes," describe these changes on Schedule O

4

Describe the organization’s program service accomplishments for each of its three largest program services, as measured by expenses Section 501(c)(3) and 501(c)(4) organizations are required to report the amount of grants and allocations to others, the total expenses, and revenue, if any, for each program service reported

4a

(Code) (Expenses \$ 352,785,689 including grants of \$ 129,942) (Revenue \$ 431,110,951)

Various hospital services, see Schedule HIn FYE 2014, Concord Hospital invested more than \$69 million for community benefit programs, services, and other expenses The largest areas of support were chantable care services, medical education and subsidized programs and services Our investment enhances the Hospital's ability to provide quality patient care, respond to identified community health needs and address the Hospital's mission overall

4b

(Code) (Expenses \$ including grants of \$) (Revenue \$)

4c

(Code) (Expenses \$ including grants of \$) (Revenue \$)

4d

Other program services (Describe in Schedule O)























(Expenses \$ including grants of \$) (Revenue \$)

4e

Total program service expenses ▶ 352,785,689

Part IV

Checklist of Required Schedules

	Yes	No
1 Is the organization described in section 501(c)(3) or 4947(a)(1) (other than a private foundation)? If "Yes," complete Schedule A 	1 Yes	
2 Is the organization required to complete Schedule B, Schedule of Contributors (see instructions)? 	2 Yes	
3 Did the organization engage in direct or indirect political campaign activities on behalf of or in opposition to candidates for public office? If "Yes," complete Schedule C, Part I 	3	No
4 Section 501(c)(3) organizations. Did the organization engage in lobbying activities, or have a section 501(h) election in effect during the tax year? If "Yes," complete Schedule C, Part II 	4 Yes	
5 Is the organization a section 501(c)(4), 501(c)(5), or 501(c)(6) organization that receives membership dues, assessments, or similar amounts as defined in Revenue Procedure 98-19? If "Yes," complete Schedule C, Part III 	5	No
6 Did the organization maintain any donor advised funds or any similar funds or accounts for which donors have the right to provide advice on the distribution or investment of amounts in such funds or accounts? If "Yes," complete Schedule D, Part I 	6	No
7 Did the organization receive or hold a conservation easement, including easements to preserve open space, the environment, historic land areas, or historic structures? If "Yes," complete Schedule D, Part II 	7	No
8 Did the organization maintain collections of works of art, historical treasures, or other similar assets? If "Yes," complete Schedule D, Part III 	8	No
9 Did the organization report an amount in Part X, line 21 for escrow or custodial account liability, serve as a custodian for amounts not listed in Part X, or provide credit counseling, debt management, credit repair, or debt negotiation services? If "Yes," complete Schedule D, Part IV 	9	No
10 Did the organization, directly or through a related organization, hold assets in temporarily restricted endowments, permanent endowments, or quasi-endowments? If "Yes," complete Schedule D, Part V 	10 Yes	
11 If the organization's answer to any of the following questions is "Yes," then complete Schedule D, Parts VI, VII, VIII, IX, or X as applicable		
a Did the organization report an amount for land, buildings, and equipment in Part X, line 10? If "Yes," complete Schedule D, Part VI 	11a Yes	
b Did the organization report an amount for investments—other securities in Part X, line 12 that is 5% or more of its total assets reported in Part X, line 16? If "Yes," complete Schedule D, Part VII 	11b Yes	
c Did the organization report an amount for investments—program related in Part X, line 13 that is 5% or more of its total assets reported in Part X, line 16? If "Yes," complete Schedule D, Part VIII 	11c	No
d Did the organization report an amount for other assets in Part X, line 15 that is 5% or more of its total assets reported in Part X, line 16? If "Yes," complete Schedule D, Part IX 	11d Yes	
e Did the organization report an amount for other liabilities in Part X, line 25? If "Yes," complete Schedule D, Part X 	11e Yes	
f Did the organization's separate or consolidated financial statements for the tax year include a footnote that addresses the organization's liability for uncertain tax positions under FIN 48 (ASC 740)? If "Yes," complete Schedule D, Part X 	11f Yes	
12a Did the organization obtain separate, independent audited financial statements for the tax year? If "Yes," complete Schedule D, Parts XI and XII 	12a	No
b Was the organization included in consolidated, independent audited financial statements for the tax year? If "Yes," and if the organization answered "No" to line 12a, then completing Schedule D, Parts XI and XII is optional 	12b Yes	
13 Is the organization a school described in section 170(b)(1)(A)(ii)? If "Yes," complete Schedule E	13	No
14a Did the organization maintain an office, employees, or agents outside of the United States?	14a	No
b Did the organization have aggregate revenues or expenses of more than \$10,000 from grantmaking, fundraising, business, investment, and program service activities outside the United States, or aggregate foreign investments valued at \$100,000 or more? If "Yes," complete Schedule F, Parts I and IV 	14b Yes	
15 Did the organization report on Part IX, column (A), line 3, more than \$5,000 of grants or other assistance to or for any foreign organization? If "Yes," complete Schedule F, Parts II and IV 	15	No
16 Did the organization report on Part IX, column (A), line 3, more than \$5,000 of aggregate grants or other assistance to or for foreign individuals? If "Yes," complete Schedule F, Parts III and IV 	16	No
17 Did the organization report a total of more than \$15,000 of expenses for professional fundraising services on Part IX, column (A), lines 6 and 11e? If "Yes," complete Schedule G, Part I (see instructions)	17	No
18 Did the organization report more than \$15,000 total of fundraising event gross income and contributions on Part VIII, lines 1c and 8a? If "Yes," complete Schedule G, Part II	18	No
19 Did the organization report more than \$15,000 of gross income from gaming activities on Part VIII, line 9a? If "Yes," complete Schedule G, Part III	19	No
20a Did the organization operate one or more hospital facilities? If "Yes," complete Schedule H 	20a Yes	
b If "Yes" to line 20a, did the organization attach a copy of its audited financial statements to this return?	20b Yes	

Part IV

Checklist of Required Schedules (continued)

21	Did the organization report more than \$5,000 of grants or other assistance to any domestic organization or government on Part IX, column (A), line 1? <i>If "Yes," complete Schedule I, Parts I and II</i>	21	Yes	
22	Did the organization report more than \$5,000 of grants or other assistance to individuals in the United States on Part IX, column (A), line 2? <i>If "Yes," complete Schedule I, Parts I and III</i>	22		No
23	Did the organization answer "Yes" to Part VII, Section A, line 3, 4, or 5 about compensation of the organization's current and former officers, directors, trustees, key employees, and highest compensated employees? <i>If "Yes," complete Schedule J</i>	23	Yes	
24a	Did the organization have a tax-exempt bond issue with an outstanding principal amount of more than \$100,000 as of the last day of the year, that was issued after December 31, 2002? <i>If "Yes," answer lines 24b through 24d and complete Schedule K. If "No," go to line 25a</i>	24a	Yes	
b	Did the organization invest any proceeds of tax-exempt bonds beyond a temporary period exception?	24b		No
c	Did the organization maintain an escrow account other than a refunding escrow at any time during the year to defease any tax-exempt bonds?	24c		No
d	Did the organization act as an "on behalf of" issuer for bonds outstanding at any time during the year?	24d		No
25a	Section 501(c)(3) and 501(c)(4) organizations. Did the organization engage in an excess benefit transaction with a disqualified person during the year? <i>If "Yes," complete Schedule L, Part I</i>	25a		No
b	Is the organization aware that it engaged in an excess benefit transaction with a disqualified person in a prior year, and that the transaction has not been reported on any of the organization's prior Forms 990 or 990-EZ? <i>If "Yes," complete Schedule L, Part I</i>	25b		No
26	Did the organization report any amount on Part X, line 5, 6, or 22 for receivables from or payables to any current or former officers, directors, trustees, key employees, highest compensated employees, or disqualified persons? <i>If so, complete Schedule L, Part II</i>	26		No
27	Did the organization provide a grant or other assistance to an officer, director, trustee, key employee, substantial contributor or employee thereof, a grant selection committee member, or to a 35% controlled entity or family member of any of these persons? <i>If "Yes," complete Schedule L, Part III</i>	27		No
28	Was the organization a party to a business transaction with one of the following parties (see Schedule L, Part IV instructions for applicable filing thresholds, conditions, and exceptions)			
a	A current or former officer, director, trustee, or key employee? <i>If "Yes," complete Schedule L, Part IV</i>	28a		No
b	A family member of a current or former officer, director, trustee, or key employee? <i>If "Yes," complete Schedule L, Part IV</i>	28b		No
c	An entity of which a current or former officer, director, trustee, or key employee (or a family member thereof) was an officer, director, trustee, or direct or indirect owner? <i>If "Yes," complete Schedule L, Part IV</i>	28c		No
29	Did the organization receive more than \$25,000 in non-cash contributions? <i>If "Yes," complete Schedule M</i> . . .	29		No
30	Did the organization receive contributions of art, historical treasures, or other similar assets, or qualified conservation contributions? <i>If "Yes," complete Schedule M</i>	30		No
31	Did the organization liquidate, terminate, or dissolve and cease operations? <i>If "Yes," complete Schedule N, Part I</i>	31		No
32	Did the organization sell, exchange, dispose of, or transfer more than 25% of its net assets? <i>If "Yes," complete Schedule N, Part II</i>	32		No
33	Did the organization own 100% of an entity disregarded as separate from the organization under Regulations sections 301.7701-2 and 301.7701-3? <i>If "Yes," complete Schedule R, Part I</i>	33		No
34	Was the organization related to any tax-exempt or taxable entity? <i>If "Yes," complete Schedule R, Part II, III, or IV, and Part V, line 1</i>	34	Yes	
35a	Did the organization have a controlled entity within the meaning of section 512(b)(13)?	35a	Yes	
b	If 'Yes' to line 35a, did the organization receive any payment from or engage in any transaction with a controlled entity within the meaning of section 512(b)(13)? <i>If "Yes," complete Schedule R, Part V, line 2</i>	35b	Yes	
36	Section 501(c)(3) organizations. Did the organization make any transfers to an exempt non-charitable related organization? <i>If "Yes," complete Schedule R, Part V, line 2</i>	36	Yes	
37	Did the organization conduct more than 5% of its activities through an entity that is not a related organization and that is treated as a partnership for federal income tax purposes? <i>If "Yes," complete Schedule R, Part VI</i> . . .	37		No
38	Did the organization complete Schedule O and provide explanations in Schedule O for Part VI, lines 11b and 19? Note. All Form 990 filers are required to complete Schedule O	38	Yes	

Part V

Statements Regarding Other IRS Filings and Tax Compliance

Check if Schedule O contains a response or note to any line in this Part V

		Yes	No			
1a	Enter the number reported in Box 3 of Form 1096. Enter -0- if not applicable.	1a	256			
b	Enter the number of Forms W-2G included in line 1a. Enter -0- if not applicable.	1b	0			
c	Did the organization comply with backup withholding rules for reportable payments to vendors and reportable gaming (gambling) winnings to prize winners?	1c	Yes			
2a	Enter the number of employees reported on Form W-3, Transmittal of Wage and Tax Statements, filed for the calendar year ending with or within the year covered by this return.	2a	3,697			
b	If at least one is reported on line 2a, did the organization file all required federal employment tax returns? Note. If the sum of lines 1a and 2a is greater than 250, you may be required to e-file (see instructions).	2b	Yes			
3a	Did the organization have unrelated business gross income of \$1,000 or more during the year?	3a	Yes			
b	If "Yes," has it filed a Form 990-T for this year? If "No" to line 3b, provide an explanation in Schedule O.	3b	Yes			
4a	At any time during the calendar year, did the organization have an interest in, or a signature or other authority over, a financial account in a foreign country (such as a bank account, securities account, or other financial account)?	4a			No	
b	If "Yes," enter the name of the foreign country: _____ See instructions for filing requirements for Form TD F 90-22.1, Report of Foreign Bank and Financial Accounts.					
5a	Was the organization a party to a prohibited tax shelter transaction at any time during the tax year?	5a			No	
b	Did any taxable party notify the organization that it was or is a party to a prohibited tax shelter transaction?	5b			No	
c	If "Yes," to line 5a or 5b, did the organization file Form 8886-T?	5c				
6a	Does the organization have annual gross receipts that are normally greater than \$100,000, and did the organization solicit any contributions that were not tax deductible as charitable contributions?	6a			No	
b	If "Yes," did the organization include with every solicitation an express statement that such contributions or gifts were not tax deductible?	6b				
7	Organizations that may receive deductible contributions under section 170(c).					
a	Did the organization receive a payment in excess of \$75 made partly as a contribution and partly for goods and services provided to the payor?	7a			No	
b	If "Yes," did the organization notify the donor of the value of the goods or services provided?	7b				
c	Did the organization sell, exchange, or otherwise dispose of tangible personal property for which it was required to file Form 8282?	7c			No	
d	If "Yes," indicate the number of Forms 8282 filed during the year.	7d				
e	Did the organization receive any funds, directly or indirectly, to pay premiums on a personal benefit contract?	7e			No	
f	Did the organization, during the year, pay premiums, directly or indirectly, on a personal benefit contract?	7f			No	
g	If the organization received a contribution of qualified intellectual property, did the organization file Form 8899 as required?	7g				
h	If the organization received a contribution of cars, boats, airplanes, or other vehicles, did the organization file a Form 1098-C?	7h				
8	Sponsoring organizations maintaining donor advised funds and section 509(a)(3) supporting organizations. Did the supporting organization, or a donor advised fund maintained by a sponsoring organization, have excess business holdings at any time during the year?	8				
9	Sponsoring organizations maintaining donor advised funds.					
a	Did the organization make any taxable distributions under section 4966?	9a				
b	Did the organization make a distribution to a donor, donor advisor, or related person?	9b				
10	Section 501(c)(7) organizations. Enter					
a	Initiation fees and capital contributions included on Part VIII, line 12.	10a				
b	Gross receipts, included on Form 990, Part VIII, line 12, for public use of club facilities.	10b				
11	Section 501(c)(12) organizations. Enter					
a	Gross income from members or shareholders.	11a				
b	Gross income from other sources (Do not net amounts due or paid to other sources against amounts due or received from them).	11b				
12a	Section 4947(a)(1) non-exempt charitable trusts. Is the organization filing Form 990 in lieu of Form 1041?	12a				
b	If "Yes," enter the amount of tax-exempt interest received or accrued during the year.	12b				
13	Section 501(c)(29) qualified nonprofit health insurance issuers.					
a	Is the organization licensed to issue qualified health plans in more than one state? Note. See the instructions for additional information the organization must report on Schedule O.	13a				
b	Enter the amount of reserves the organization is required to maintain by the states in which the organization is licensed to issue qualified health plans.	13b				
c	Enter the amount of reserves on hand.	13c				
14a	Did the organization receive any payments for indoor tanning services during the tax year?	14a			No	
b	If "Yes," has it filed a Form 720 to report these payments? If "No," provide an explanation in Schedule O.	14b				

Part VI

Governance, Management, and Disclosure

For each "Yes" response to lines 2 through 7b below, and for a "No" response to lines 8a, 8b, or 10b below, describe the circumstances, processes, or changes in Schedule O. See instructions.

Check if Schedule O contains a response or note to any line in this Part VI

Section A. Governing Body and Management

		Yes	No
1a	Enter the number of voting members of the governing body at the end of the tax year	18	
If there are material differences in voting rights among members of the governing body, or if the governing body delegated broad authority to an executive committee or similar committee, explain in Schedule O			
b	Enter the number of voting members included in line 1a, above, who are independent	14	
2	Did any officer, director, trustee, or key employee have a family relationship or a business relationship with any other officer, director, trustee, or key employee?	2	No
3	Did the organization delegate control over management duties customarily performed by or under the direct supervision of officers, directors or trustees, or key employees to a management company or other person?	3	No
4	Did the organization make any significant changes to its governing documents since the prior Form 990 was filed?	4	No
5	Did the organization become aware during the year of a significant diversion of the organization's assets?	5	No
6	Did the organization have members or stockholders?	6	Yes
7a	Did the organization have members, stockholders, or other persons who had the power to elect or appoint one or more members of the governing body?	7a	Yes
b	Are any governance decisions of the organization reserved to (or subject to approval by) members, stockholders, or persons other than the governing body?	7b	Yes
8	Did the organization contemporaneously document the meetings held or written actions undertaken during the year by the following		
a	The governing body?	8a	Yes
b	Each committee with authority to act on behalf of the governing body?	8b	Yes
9	Is there any officer, director, trustee, or key employee listed in Part VII, Section A, who cannot be reached at the organization's mailing address? If "Yes," provide the names and addresses in Schedule O	9	No

Section B. Policies (This Section B requests information about policies not required by the Internal Revenue Code.)

		Yes	No
10a	Did the organization have local chapters, branches, or affiliates?	10a	No
b	If "Yes," did the organization have written policies and procedures governing the activities of such chapters, affiliates, and branches to ensure their operations are consistent with the organization's exempt purposes?	10b	
11a	Has the organization provided a complete copy of this Form 990 to all members of its governing body before filing the form?	11a	Yes
b	Describe in Schedule O the process, if any, used by the organization to review this Form 990		
12a	Did the organization have a written conflict of interest policy? If "No," go to line 13	12a	Yes
b	Were officers, directors, or trustees, and key employees required to disclose annually interests that could give rise to conflicts?	12b	Yes
c	Did the organization regularly and consistently monitor and enforce compliance with the policy? If "Yes," describe in Schedule O how this was done	12c	Yes
13	Did the organization have a written whistleblower policy?	13	Yes
14	Did the organization have a written document retention and destruction policy?	14	Yes
15	Did the process for determining compensation of the following persons include a review and approval by independent persons, comparability data, and contemporaneous substantiation of the deliberation and decision?		
a	The organization's CEO, Executive Director, or top management official	15a	Yes
b	Other officers or key employees of the organization	15b	Yes
If "Yes" to line 15a or 15b, describe the process in Schedule O (see instructions)			
16a	Did the organization invest in, contribute assets to, or participate in a joint venture or similar arrangement with a taxable entity during the year?	16a	Yes
b	If "Yes," did the organization follow a written policy or procedure requiring the organization to evaluate its participation in joint venture arrangements under applicable federal tax law, and take steps to safeguard the organization's exempt status with respect to such arrangements?	16b	Yes

Section C. Disclosure

17	List the States with which a copy of this Form 990 is required to be filed▶NH
18	Section 6104 requires an organization to make its Form 1023 (or 1024 if applicable), 990, and 990-T (501(c)(3)s only) available for public inspection. Indicate how you made these available. Check all that apply. ☑ Own website ☐ Another's website ☑ Upon request ☐ Other (explain in Schedule O)
19	Describe in Schedule O whether (and if so, how) the organization made its governing documents, conflict of interest policy, and financial statements available to the public during the tax year
20	State the name, physical address, and telephone number of the person who possesses the books and records of the organization ▶Scott Sloane VP Finance 250 Pleasant Street Concord, NH 033017539 (603) 227-7000

Part VII

Compensation of Officers, Directors, Trustees, Key Employees, Highest Compensated Employees, and Independent Contractors

Check if Schedule O contains a response or note to any line in this Part VII

Section A. Officers, Directors, Trustees, Key Employees, and Highest Compensated Employees

- 1a Complete this table for all persons required to be listed Report compensation for the calendar year ending with or within the organization's tax year
- List all of the organization's **current** officers, directors, trustees (whether individuals or organizations), regardless of amount of compensation Enter -0- in columns (D), (E), and (F) if no compensation was paid

List all of the organization's **current** key employees, if any See instructions for definition of "key employee "

List the organization's five **current** highest compensated employees (other than an officer, director, trustee or key employee) who received reportable compensation (Box 5 of Form W-2 and/or Box 7 of Form 1099-MISC) of more than \$100,000 from the organization and any related organizations

List all of the organization's **former** officers, key employees, or highest compensated employees who received more than \$100,000 of reportable compensation from the organization and any related organizations

List all of the organization's **former directors or trustees** that received, in the capacity as a former director or trustee of the organization, more than \$10,000 of reportable compensation from the organization and any related organizations

List persons in the following order individual trustees or directors, institutional trustees, officers, key employees, highest compensated employees, and former such persons

Check this box if neither the organization nor any related organization compensated any current officer, director, or trustee

(A) Name and Title	(B) Average hours per week (list any hours for related organizations below dotted line)	(C) Position (do not check more than one box, unless person is both an officer and a director/trustee)						(D) Reportable compensation from the organization (W- 2/1099-MISC)	(E) Reportable compensation from related organizations (W- 2/1099-MISC)	(F) Estimated amount of other compensation from the organization and related organizations
		Individual trustee or director	Institutional Trustee	Officer	Key employee	Highest compensated employee	Former			
(1) D Thomas Akey MD Trustee	40 00 4 10	X						300,512	0	64,177
(2) Diane E Wood Allen RN Trustee	40 00	X						241,870	0	74,775
(3) Sol Asmar Trustee	1 00 1 00	X						0	0	0
(4) C Thomas Brown Trustee	1 00 1 00	X						0	0	0
(5) William L Chapman Esq Trustee	1 00	X						0	0	0
(6) Michelle Chicoine Trustee	1 00	X						0	0	0
(7) Douglas Ewing MD Medical Staff President (eff Jan 14)	1 00	X						0	0	0
(8) Christian Hallowell MD Trustee	1 00 2 00	X						0	0	0
(9) Gary S Jones MD Trustee (thru Jan 14)	1 00	X						0	0	0
(10) Jeffrey S Kipperman CPA Trustee	1 00 1 00	X						0	0	0
(11) David Ruedig Trustee	1 00 3 10	X						0	0	0
(12) David A Stevenson MD Trustee	40 00 1 00	X						259,491	0	45,337
(13) Hon Michael Sullivan Trustee	1 00	X						0	0	0
(14) Greg Thesing MD Medical Staff President (thru Jan 14)	40 00	X						194,673	0	45,817
(15) Jeffrey K Towle Trustee	1 00 1 00	X						0	0	0
(16) Claudia Walker Trustee	1 00 1 00	X						0	0	0
(17) Muriel D Schadee CPA Chair	1 00 5 10	X		X				0	0	0

Part VII

Section A. Officers, Directors, Trustees, Key Employees, and Highest Compensated Employees (continued)

(A) Name and Title	(B) Average hours per week (list any hours for related organizations below dotted line)	(C) Position (do not check more than one box, unless person is both an officer and a director/trustee)						(D) Reportable compensation from the organization (W- 2/1099-MISC)	(E) Reportable compensation from related organizations (W- 2/1099-MISC)	(F) Estimated amount of other compensation from the organization and related organizations
		Individual trustee or director	Institutional Trustee	Officer	Key employee	Highest compensated employee	Former			
(18) Philip Boulter MD Vice Chair	1 00 1 00	X		X				0	0	0
(19) Mary Boucher Secretary	1 00 1 00	X		X				0	0	0
(20) Robert P Steigmeyer President & CEO (eff Jan 14)	55 00 5 10	X		X				0	0	0
(21) Michael B Green President & CEO (ret Dec 13)	55 00 5 10	X		X				1,391,778	0	85,479
(22) Bruce R Burns Treasurer	55 00 5 10			X				446,841	0	81,501
(23) David Green MD Chief Medical Officer	40 00					X		479,956	0	72,916
(24) Gerald Sardella MD Physician	40 00					X		516,568	0	44,915
(25) Laki Rousou MD Physician	40 00					X		424,143	0	16,299
(26) Joe Conley COO	40 00					X		465,202	0	85,235
(27) Wayne K Stadelmann MD Physician	40 00					X		443,874	0	40,878
1b Sub-Total										
c Total from continuation sheets to Part VII, Section A										
d Total (add lines 1b and 1c)							5,164,908	0	657,329	

2

Total number of individuals (including but not limited to those listed above) who received more than \$100,000 of reportable compensation from the organization▶324

	Yes	No
3 Did the organization list any former officer, director or trustee, key employee, or highest compensated employee on line 1a? <i>If "Yes," complete Schedule J for such individual</i>		No
4 For any individual listed on line 1a, is the sum of reportable compensation and other compensation from the organization and related organizations greater than \$150,000? <i>If "Yes," complete Schedule J for such individual</i>	Yes	
5 Did any person listed on line 1a receive or accrue compensation from any unrelated organization or individual for services rendered to the organization? <i>If "Yes," complete Schedule J for such person</i>		No

Section B. Independent Contractors

1 Complete this table for your five highest compensated independent contractors that received more than \$100,000 of compensation from the organization Report compensation for the calendar year ending with or within the organization's tax year		
(A) Name and business address	(B) Description of services	(C) Compensation
Concord Emergency Medical Assoc 540 Lafayette Road Hampton NH 03842	Physician services	9,282,874
Dartmouth Hitchcock Clinic PO Box 810 Hanover NH 03755	Physician services	3,383,125
Riverbend Community Mental Health 5 Market Lane Concord NH 03301	Physician & psych services	2,418,683
Elliot Hospital 1070 Holt Avenue Suite 2100 Manchester NH 03109	Healthcare services	1,667,990
Angelica PO Box 535122 Atlanta GA 303535122	Laundry Services	1,287,250
2 Total number of independent contractors (including but not limited to those listed above) who received more than \$100,000 of compensation from the organization ▶33		

Part VIII

Statement of Revenue

Check if Schedule O contains a response or note to any line in this Part VIII

			(A) Total revenue	(B) Related or exempt function revenue	(C) Unrelated business revenue	(D) Revenue excluded from tax under sections 512-514			
Contributions, Gifts, Grants and Other Similar Amounts	1a	Federated campaigns	1a						
	b	Membership dues	1b						
	c	Fundraising events	1c						
	d	Related organizations	1d	4,154,294					
	e	Government grants (contributions)	1e						
	f	All other contributions, gifts, grants, and similar amounts not included above	1f						
	g	Noncash contributions included in lines 1a-1f \$							
	h	Total. Add lines 1a-1f		4,154,294					
Program Service Revenue	2a	Net Patient Service	Business Code 621400	413,138,708	413,138,708				
	b	Other Operating Revenue	621400	7,689,501	6,640,173	1,049,328			
	c	Disproportionate Share Funding	621400	5,098,626	5,098,626				
	d	Food Services	722210	3,769,023	2,510,471	1,258,552			
	e	ARRA-HI-TECH	621400	2,196,323	2,196,323				
	f	All other program service revenue		1,198,458	1,198,458				
	g	Total. Add lines 2a-2f		433,090,639					
	Other Revenue	3	Investment income (including dividends, interest, and other similar amounts)		413,967		413,967		
4		Income from investment of tax-exempt bond proceeds							
5		Royalties							
6a		Gross rents	(i) Real	(ii) Personal					
			328,192						
			b	Less rental expenses	0				
			c	Rental income or (loss)	328,192				
d		Net rental income or (loss)		328,192	328,192				
7a		Gross amount from sales of assets other than inventory	(i) Securities	(ii) Other					
			22,405,798	61,700					
			b	Less cost or other basis and sales expenses	11,633,884	6,423			
			c	Gain or (loss)	10,771,914	55,277			
d		Net gain or (loss)		10,827,191			10,827,191		
8a		Gross income from fundraising events (not including \$ _____ of contributions reported on line 1c) See Part IV, line 18	a						
b		Less direct expenses	b						
c		Net income or (loss) from fundraising events							
9a		Gross income from gaming activities See Part IV, line 19	a						
b		Less direct expenses	b						
c		Net income or (loss) from gaming activities							
10a		Gross sales of inventory, less returns and allowances	a						
b	Less cost of goods sold	b							
c	Net income or (loss) from sales of inventory								
Miscellaneous Revenue		Business Code							
11a									
b									
c									
d	All other revenue								
e	Total. Add lines 11a-11d								
12	Total revenue. See Instructions		448,814,283	431,110,951	2,307,880	11,241,158			

Part IX

Statement of Functional Expenses

Section 501(c)(3) and 501(c)(4) organizations must complete all columns. All other organizations must complete column (A).

Check if Schedule O contains a response or note to any line in this Part IX

Do not include amounts reported on lines 6b, 7b, 8b, 9b, and 10b of Part VIII.		(A) Total expenses	(B) Program service expenses	(C) Management and general expenses	(D) Fundraising expenses
1	Grants and other assistance to governments and organizations in the United States. See Part IV, line 21.	129,942	129,942		
2	Grants and other assistance to individuals in the United States. See Part IV, line 22.				
3	Grants and other assistance to governments, organizations, and individuals outside the United States. See Part IV, lines 15 and 16.				
4	Benefits paid to or for members.				
5	Compensation of current officers, directors, trustees, and key employees.	1,965,919	714,257	1,251,662	
6	Compensation not included above, to disqualified persons (as defined under section 4958(f)(1)) and persons described in section 4958(c)(3)(B).				
7	Other salaries and wages.	182,951,090	151,410,926	31,540,164	
8	Pension plan accruals and contributions (include section 401(k) and 403(b) employer contributions).	9,333,146	7,658,610	1,674,536	
9	Other employee benefits.	26,138,320	21,448,631	4,689,689	
10	Payroll taxes.	12,462,786	10,226,736	2,236,050	
11	Fees for services (non-employees):				
a	Management.	1,280,447	272,901	1,007,546	
b	Legal.	306,788		306,788	
c	Accounting.	110,000		110,000	
d	Lobbying.	44,000		44,000	
e	Professional fundraising services. See Part IV, line 17.				
f	Investment management fees.	813,682		813,682	
g	Other (If line 11g amount exceeds 10% of line 25, column (A) amount, list line 11g expenses on Schedule O).	21,014,664	18,166,528	2,848,136	
12	Advertising and promotion.	242,486	81,057	161,429	
13	Office expenses.	52,174,446	49,631,296	2,543,150	
14	Information technology.	7,367,907	4,506,208	2,861,699	
15	Royalties.				
16	Occupancy.	12,192,329	10,139,754	2,052,575	
17	Travel.	437,977	310,501	127,476	
18	Payments of travel or entertainment expenses for any federal, state, or local public officials.				
19	Conferences, conventions, and meetings.	728,029	506,991	221,038	
20	Interest.	3,983,966	2,788,776	1,195,190	
21	Payments to affiliates.				
22	Depreciation, depletion, and amortization.	23,772,073	16,640,451	7,131,622	
23	Insurance.	3,805,709	3,805,709		
24	Other expenses. Itemize expenses not covered above (List miscellaneous expenses in line 24e. If line 24e amount exceeds 10% of line 25, column (A) amount, list line 24e expenses on Schedule O):				
a	Bad Debt Expense	31,719,233	31,719,233		
b	Medicaid Enhancement Ta	16,436,988	16,436,988		
c	Repairs/Maintenance	3,728,123	2,927,317	800,806	
d					
e	All other expenses	5,173,290	3,262,877	1,910,413	
25	Total functional expenses. Add lines 1 through 24e.	418,313,340	352,785,689	65,527,651	0
26	Joint costs. Complete this line only if the organization reported in column (B) joint costs from a combined educational campaign and fundraising solicitation. Check here <input type="checkbox"/> if following SOP 98-2 (ASC 958-720).				

Part X

Balance Sheet

Check if Schedule O contains a response or note to any line in this Part X

				(A)		(B)
				Beginning of year		End of year
Assets	1	Cash—non-interest-bearing		26,540,723	1	16,303,646
	2	Savings and temporary cash investments		2,384,481	2	12,389,628
	3	Pledges and grants receivable, net			3	
	4	Accounts receivable, net		44,856,394	4	44,817,144
	5	Loans and other receivables from current and former officers, directors, trustees, key employees, and highest compensated employees Complete Part II of Schedule L			5	
	6	Loans and other receivables from other disqualified persons (as defined under section 4958(f)(1)), persons described in section 4958(c)(3)(B), and contributing employers and sponsoring organizations of section 501(c)(9) voluntary employees' beneficiary organizations (see instructions) Complete Part II of Schedule L			6	
	7	Notes and loans receivable, net			7	
	8	Inventories for sale or use		1,093,304	8	1,390,132
	9	Prepaid expenses and deferred charges		4,091,901	9	4,963,008
	10a	Land, buildings, and equipment cost or other basis Complete Part VI of Schedule D	10a366,573,774			
	b	Less accumulated depreciation	10b231,133,634	139,570,122	10c	135,440,140
	11	Investments—publicly traded securities		164,363,003	11	159,948,559
	12	Investments—other securities See Part IV, line 11		69,260,589	12	97,240,635
	13	Investments—program-related See Part IV, line 11			13	
	14	Intangible assets		1,128,922	14	1,067,497
	15	Other assets See Part IV, line 11		35,903,566	15	40,729,629
	16	Total assets. Add lines 1 through 15 (must equal line 34)		489,193,005	16	514,290,018
Liabilities	17	Accounts payable and accrued expenses		45,601,554	17	47,836,724
	18	Grants payable			18	
	19	Deferred revenue			19	
	20	Tax-exempt bond liabilities		119,712,465	20	111,626,605
	21	Escrow or custodial account liability Complete Part IV of Schedule D			21	
	22	Loans and other payables to current and former officers, directors, trustees, key employees, highest compensated employees, and disqualified persons Complete Part II of Schedule L			22	
	23	Secured mortgages and notes payable to unrelated third parties			23	
	24	Unsecured notes and loans payable to unrelated third parties			24	
	25	Other liabilities (including federal income tax, payables to related third parties, and other liabilities not included on lines 17-24) Complete Part X of Schedule D		78,700,590	25	93,224,109
	26	Total liabilities. Add lines 17 through 25		244,014,609	26	252,687,438
Net Assets or Fund Balances	Organizations that follow SFAS 117 (ASC 958), check here <input checked="" type="checkbox"/> and complete lines 27 through 29, and lines 33 and 34.					
	27	Unrestricted net assets		243,983,845	27	260,367,886
	28	Temporarily restricted net assets		306,212	28	338,685
	29	Permanently restricted net assets		888,339	29	896,009
	Organizations that do not follow SFAS 117 (ASC 958), check here <input type="checkbox"/> and complete lines 30 through 34.					
	30	Capital stock or trust principal, or current funds			30	
	31	Paid-in or capital surplus, or land, building or equipment fund			31	
	32	Retained earnings, endowment, accumulated income, or other funds			32	
	33	Total net assets or fund balances		245,178,396	33	261,602,580
	34	Total liabilities and net assets/fund balances		489,193,005	34	514,290,018

Part XI Reconciliation of Net Assets

Check if Schedule O contains a response or note to any line in this Part XI

1	Total revenue (must equal Part VIII, column (A), line 12)	1	448,814,283
2	Total expenses (must equal Part IX, column (A), line 25)	2	418,313,340
3	Revenue less expenses Subtract line 2 from line 1	3	30,500,943
4	Net assets or fund balances at beginning of year (must equal Part X, line 33, column (A))	4	245,178,396
5	Net unrealized gains (losses) on investments	5	2,301,534
6	Donated services and use of facilities	6	
7	Investment expenses	7	
8	Prior period adjustments	8	
9	Other changes in net assets or fund balances (explain in Schedule O)	9	-16,378,293
10	Net assets or fund balances at end of year Combine lines 3 through 9 (must equal Part X, line 33, column (B))	10	261,602,580

Part XII Financial Statements and Reporting

Check if Schedule O contains a response or note to any line in this Part XII

		Yes	No
1	Accounting method used to prepare the Form 990 <input type="checkbox"/> Cash <input checked="" type="checkbox"/> Accrual <input type="checkbox"/> Other _____ If the organization changed its method of accounting from a prior year or checked "Other," explain in Schedule O		
2a	Were the organization's financial statements compiled or reviewed by an independent accountant? If "Yes," check a box below to indicate whether the financial statements for the year were compiled or reviewed on a separate basis, consolidated basis, or both <input type="checkbox"/> Separate basis <input type="checkbox"/> Consolidated basis <input type="checkbox"/> Both consolidated and separate basis		No
2b	Were the organization's financial statements audited by an independent accountant? If "Yes," check a box below to indicate whether the financial statements for the year were audited on a separate basis, consolidated basis, or both <input type="checkbox"/> Separate basis <input checked="" type="checkbox"/> Consolidated basis <input type="checkbox"/> Both consolidated and separate basis	Yes	
2c	If "Yes," to line 2a or 2b, does the organization have a committee that assumes responsibility for oversight of the audit, review, or compilation of its financial statements and selection of an independent accountant? If the organization changed either its oversight process or selection process during the tax year, explain in Schedule O	Yes	
3a	As a result of a federal award, was the organization required to undergo an audit or audits as set forth in the Single Audit Act and OMB Circular A-133?		No
3b	If "Yes," did the organization undergo the required audit or audits? If the organization did not undergo the required audit or audits, explain why in Schedule O and describe any steps taken to undergo such audits		

SCHEDULE A
(Form 990 or 990EZ)

Public Charity Status and Public Support

Complete if the organization is a section 501(c)(3) organization or a section 4947(a)(1) nonexempt charitable trust.

▶ Attach to Form 990 or Form 990-EZ. ▶ See separate instructions.
▶ Information about Schedule A (Form 990 or 990-EZ) and its instructions is at www.irs.gov/form990.

OMB No 1545-0047

2013

Open to Public Inspection

Name of the organization
Concord Hospital Inc

Employer identification number
22-2594672

Part I Reason for Public Charity Status (All organizations must complete this part.) See instructions.

The organization is not a private foundation because it is (For lines 1 through 11, check only one box)

1

☐

A church, convention of churches, or association of churches described in **section 170(b)(1)(A)(i).**

2

☐

A school described in **section 170(b)(1)(A)(ii).** (Attach Schedule E)

3

☒

A hospital or a cooperative hospital service organization described in **section 170(b)(1)(A)(iii).**

4

☐

A medical research organization operated in conjunction with a hospital described in **section 170(b)(1)(A)(iii).** Enter the hospital's name, city, and state _____

5

☐

An organization operated for the benefit of a college or university owned or operated by a governmental unit described in **section 170(b)(1)(A)(iv).** (Complete Part II)

6

☐

A federal, state, or local government or governmental unit described in **section 170(b)(1)(A)(v).**

7

☐

An organization that normally receives a substantial part of its support from a governmental unit or from the general public described in **section 170(b)(1)(A)(vi).** (Complete Part II)

8

☐

A community trust described in **section 170(b)(1)(A)(vi)** (Complete Part II)

9

☐

An organization that normally receives (1) more than 33¹/₃% of its support from contributions, membership fees, and gross receipts from activities related to its exempt functions—subject to certain exceptions, and (2) no more than 33¹/₃% of its support from gross investment income and unrelated business taxable income (less section 511 tax) from businesses acquired by the organization after June 30, 1975 See **section 509(a)(2).** (Complete Part III)

10

☐

An organization organized and operated exclusively to test for public safety See **section 509(a)(4).**

11

☐

An organization organized and operated exclusively for the benefit of, to perform the functions of, or to carry out the purposes of one or more publicly supported organizations described in section 509(a)(1) or section 509(a)(2) See **section 509(a)(3).** Check the box that describes the type of supporting organization and complete lines 11e through 11h

a

☐

Type I

b

☐

Type II

c

☐

Type III - Functionally integrated

d

☐

Type III - Non-functionally integrated

e

☐

By checking this box, I certify that the organization is not controlled directly or indirectly by one or more disqualified persons other than foundation managers and other than one or more publicly supported organizations described in section 509(a)(1) or section 509(a)(2)

f

☐

If the organization received a written determination from the IRS that it is a Type I, Type II, or Type III supporting organization, check this box

g

☐

Since August 17, 2006, has the organization accepted any gift or contribution from any of the following persons?

(i)

A person who directly or indirectly controls, either alone or together with persons described in (ii) and (iii) below, the governing body of the supported organization?

(ii)

A family member of a person described in (i) above?

(iii)

A 35% controlled entity of a person described in (i) or (ii) above?

h

☐

Provide the following information about the supported organization(s)

	Yes	No
11g(i)		
11g(ii)		
11g(iii)		

(i) Name of supported organization	(ii) EIN	(iii) Type of organization (described on lines 1- 9 above or IRC section (see instructions))	(iv) Is the organization in col (i) listed in your governing document?		(v) Did you notify the organization in col (i) of your support?		(vi) Is the organization in col (i) organized in the U S ?		(vii) Amount of monetary support
			Yes	No	Yes	No	Yes	No	
Total									

For Paperwork Reduction Act Notice, see the Instructions for Form 990 or 990EZ.

Cat No 11285F

Schedule A (Form 990 or 990-EZ) 2013

Part II

Support Schedule for Organizations Described in Sections 170(b)(1)(A)(iv) and 170(b)(1)(A)(vi)
(Complete only if you checked the box on line 5, 7, or 8 of Part I or if the organization failed to qualify under Part III. If the organization fails to qualify under the tests listed below, please complete Part III.)

Section A. Public Support						
Calendar year (or fiscal year beginning in) ▶	(a) 2009	(b) 2010	(c) 2011	(d) 2012	(e) 2013	(f) Total
1 Gifts, grants, contributions, and membership fees received (Do not include any "unusual grants.")						
2 Tax revenues levied for the organization's benefit and either paid to or expended on its behalf						
3 The value of services or facilities furnished by a governmental unit to the organization without charge						
4 Total. Add lines 1 through 3						
5 The portion of total contributions by each person (other than a governmental unit or publicly supported organization) included on line 1 that exceeds 2% of the amount shown on line 11, column (f)						
6 Public support. Subtract line 5 from line 4						

Section B. Total Support						
Calendar year (or fiscal year beginning in) ▶	(a) 2009	(b) 2010	(c) 2011	(d) 2012	(e) 2013	(f) Total
7 Amounts from line 4						
8 Gross income from interest, dividends, payments received on securities loans, rents, royalties and income from similar sources						
9 Net income from unrelated business activities, whether or not the business is regularly carried on						
10 Other income Do not include gain or loss from the sale of capital assets (Explain in Part IV)						
11 Total support (Add lines 7 through 10)						
12 Gross receipts from related activities, etc (see instructions)					12	
13 First five years. If the Form 990 is for the organization's first, second, third, fourth, or fifth tax year as a 501(c)(3) organization, check this box and stop here ▶						

Section C. Computation of Public Support Percentage			
14 Public support percentage for 2013 (line 6, column (f) divided by line 11, column (f))	14		
15 Public support percentage for 2012 Schedule A, Part II, line 14	15		
16a 33 1/3% support test—2013. If the organization did not check the box on line 13, and line 14 is 33 1/3% or more, check this box and stop here. The organization qualifies as a publicly supported organization			▶
b 33 1/3% support test—2012. If the organization did not check a box on line 13 or 16a, and line 15 is 33 1/3% or more, check this box and stop here. The organization qualifies as a publicly supported organization			▶
17a 10%-facts-and-circumstances test—2013. If the organization did not check a box on line 13, 16a, or 16b, and line 14 is 10% or more, and if the organization meets the "facts-and-circumstances" test, check this box and stop here. Explain in Part IV how the organization meets the "facts-and-circumstances" test The organization qualifies as a publicly supported organization			▶
b 10%-facts-and-circumstances test—2012. If the organization did not check a box on line 13, 16a, 16b, or 17a, and line 15 is 10% or more, and if the organization meets the "facts-and-circumstances" test, check this box and stop here. Explain in Part IV how the organization meets the "facts-and-circumstances" test The organization qualifies as a publicly supported organization			▶
18 Private foundation. If the organization did not check a box on line 13, 16a, 16b, 17a, or 17b, check this box and see instructions			▶

Part IIISupport Schedule for Organizations Described in Section 509(a)(2)

(Complete only if you checked the box on line 9 of Part I or if the organization failed to qualify under Part II. If the organization fails to qualify under the tests listed below, please complete Part II.)

Section A. Public Support						
Calendar year (or fiscal year beginning in) ▶	(a) 2009	(b) 2010	(c) 2011	(d) 2012	(e) 2013	(f) Total
1 Gifts, grants, contributions, and membership fees received (Do not include any "unusual grants.")						
2 Gross receipts from admissions, merchandise sold or services performed, or facilities furnished in any activity that is related to the organization's tax-exempt purpose						
3 Gross receipts from activities that are not an unrelated trade or business under section 513						
4 Tax revenues levied for the organization's benefit and either paid to or expended on its behalf						
5 The value of services or facilities furnished by a governmental unit to the organization without charge						
6 Total. Add lines 1 through 5						
7a Amounts included on lines 1, 2, and 3 received from disqualified persons						
b Amounts included on lines 2 and 3 received from other than disqualified persons that exceed the greater of \$5,000 or 1% of the amount on line 13 for the year						
c Add lines 7a and 7b						
8 Public support (Subtract line 7c from line 6.)						

Section B. Total Support						
Calendar year (or fiscal year beginning in) ▶	(a) 2009	(b) 2010	(c) 2011	(d) 2012	(e) 2013	(f) Total
9 Amounts from line 6						
10a Gross income from interest, dividends, payments received on securities loans, rents, royalties and income from similar sources						
b Unrelated business taxable income (less section 511 taxes) from businesses acquired after June 30, 1975						
c Add lines 10a and 10b						
11 Net income from unrelated business activities not included in line 10b, whether or not the business is regularly carried on						
12 Other income. Do not include gain or loss from the sale of capital assets (Explain in Part IV.)						
13 Total support. (Add lines 9, 10c, 11, and 12.)						
14 First five years. If the Form 990 is for the organization's first, second, third, fourth, or fifth tax year as a 501(c)(3) organization, check this box and stop here ▶						

Section C. Computation of Public Support Percentage		
15 Public support percentage for 2013 (line 8, column (f) divided by line 13, column (f))	15	
16 Public support percentage from 2012 Schedule A, Part III, line 15	16	

Section D. Computation of Investment Income Percentage		
17 Investment income percentage for 2013 (line 10c, column (f) divided by line 13, column (f))	17	
18 Investment income percentage from 2012 Schedule A, Part III, line 17	18	
19a 33 1/3% support tests—2013. If the organization did not check the box on line 14, and line 15 is more than 33 1/3%, and line 17 is not more than 33 1/3%, check this box and stop here. The organization qualifies as a publicly supported organization ▶		
b 33 1/3% support tests—2012. If the organization did not check a box on line 14 or line 19a, and line 16 is more than 33 1/3% and line 18 is not more than 33 1/3%, check this box and stop here. The organization qualifies as a publicly supported organization ▶		
20 Private foundation. If the organization did not check a box on line 14, 19a, or 19b, check this box and see instructions ▶		

Part IV

Supplemental Information. Provide the explanations required by Part II, line 10; Part II, line 17a or 17b; and Part III, line 12. Also complete this part for any additional information. (See instructions).

Facts And Circumstances Test		
Return Reference	Explanation	

SCHEDULE C

(Form 990 or 990-EZ)

Department of the Treasury
Internal Revenue Service

Political Campaign and Lobbying Activities

For Organizations Exempt From Income Tax Under section 501(c) and section 527

▶ Complete if the organization is described below. ▶ Attach to Form 990 or Form 990-EZ.

▶ See separate instructions. ▶ Information about Schedule C (Form 990 or 990-EZ) and its instructions is at www.irs.gov/form990.

OMB No 1545-0047

2013

Open to Public Inspection

If the organization answered "Yes" to Form 990, Part IV, Line 3, or Form 990-EZ, Part V, line 46 (Political Campaign Activities), then

- Section 501(c)(3) organizations Complete Parts I-A and B Do not complete Part I-C
- Section 501(c) (other than section 501(c)(3)) organizations Complete Parts I-A and C below Do not complete Part I-B
- Section 527 organizations Complete Part I-A only

If the organization answered "Yes" to Form 990, Part IV, Line 4, or Form 990-EZ, Part VI, line 47 (Lobbying Activities), then

- Section 501(c)(3) organizations that have filed Form 5768 (election under section 501(h)) Complete Part II-A Do not complete Part II-B
- Section 501(c)(3) organizations that have NOT filed Form 5768 (election under section 501(h)) Complete Part II-B Do not complete Part II-A

If the organization answered "Yes" to Form 990, Part IV, Line 5 (Proxy Tax) or Form 990-EZ, Part V, line 35c (Proxy Tax), then

- Section 501(c)(4), (5), or (6) organizations Complete Part III

Name of the organization Concord Hospital Inc	Employer identification number 22-2594672
--	--

Part I-A Complete if the organization is exempt under section 501(c) or is a section 527 organization.

1	Provide a description of the organization's direct and indirect political campaign activities in Part IV	
2	Political expenditures	▶ \$
3	Volunteer hours	

Part I-B Complete if the organization is exempt under section 501(c)(3).

1	Enter the amount of any excise tax incurred by the organization under section 4955	▶ \$
2	Enter the amount of any excise tax incurred by organization managers under section 4955	▶ \$
3	If the organization incurred a section 4955 tax, did it file Form 4720 for this year?	<input type="checkbox"/> Yes <input type="checkbox"/> No
4a	Was a correction made?	<input type="checkbox"/> Yes <input type="checkbox"/> No
b	If "Yes," describe in Part IV	

Part I-C Complete if the organization is exempt under section 501(c), except section 501(c)(3).

1	Enter the amount directly expended by the filing organization for section 527 exempt function activities	▶ \$
2	Enter the amount of the filing organization's funds contributed to other organizations for section 527 exempt function activities	▶ \$
3	Total exempt function expenditures Add lines 1 and 2 Enter here and on Form 1120-POL, line 17b	▶ \$
4	Did the filing organization file Form 1120-POL for this year?	<input type="checkbox"/> Yes <input type="checkbox"/> No
5	Enter the names, addresses and employer identification number (EIN) of all section 527 political organizations to which the filing organization made payments For each organization listed, enter the amount paid from the filing organization's funds Also enter the amount of political contributions received that were promptly and directly delivered to a separate political organization, such as a separate segregated fund or a political action committee (PAC) If additional space is needed, provide information in Part IV	

(a) Name	(b) Address	(c) EIN	(d) Amount paid from filing organization's funds If none, enter -0-	(e) Amount of political contributions received and promptly and directly delivered to a separate political organization If none, enter -0-

Part II-A

Complete if the organization is exempt under section 501(c)(3) and filed Form 5768 (election under section 501(h)).

- A
- Check ☐ if the filing organization belongs to an affiliated group (and list in Part IV each affiliated group member's name, address, EIN, expenses, and share of excess lobbying expenditures)
- B
- Check ☐ if the filing organization checked box A and "limited control" provisions apply

Limits on Lobbying Expenditures (The term "expenditures" means amounts paid or incurred.)		(a) Filing organization's totals	(b) Affiliated group totals												
1a Total lobbying expenditures to influence public opinion (grass roots lobbying)															
b Total lobbying expenditures to influence a legislative body (direct lobbying)															
c Total lobbying expenditures (add lines 1a and 1b)															
d Other exempt purpose expenditures															
e Total exempt purpose expenditures (add lines 1c and 1d)															
f Lobbying nontaxable amount Enter the amount from the following table in both columns															
<table><tr><td>If the amount on line 1e, column (a) or (b) is:</td><td>The lobbying nontaxable amount is:</td></tr><tr><td>Not over \$500,000</td><td>20% of the amount on line 1e</td></tr><tr><td>Over \$500,000 but not over \$1,000,000</td><td>\$100,000 plus 15% of the excess over \$500,000</td></tr><tr><td>Over \$1,000,000 but not over \$1,500,000</td><td>\$175,000 plus 10% of the excess over \$1,000,000</td></tr><tr><td>Over \$1,500,000 but not over \$17,000,000</td><td>\$225,000 plus 5% of the excess over \$1,500,000</td></tr><tr><td>Over \$17,000,000</td><td>\$1,000,000</td></tr></table>		If the amount on line 1e, column (a) or (b) is:	The lobbying nontaxable amount is:	Not over \$500,000	20% of the amount on line 1e	Over \$500,000 but not over \$1,000,000	\$100,000 plus 15% of the excess over \$500,000	Over \$1,000,000 but not over \$1,500,000	\$175,000 plus 10% of the excess over \$1,000,000	Over \$1,500,000 but not over \$17,000,000	\$225,000 plus 5% of the excess over \$1,500,000	Over \$17,000,000	\$1,000,000		
If the amount on line 1e, column (a) or (b) is:	The lobbying nontaxable amount is:														
Not over \$500,000	20% of the amount on line 1e														
Over \$500,000 but not over \$1,000,000	\$100,000 plus 15% of the excess over \$500,000														
Over \$1,000,000 but not over \$1,500,000	\$175,000 plus 10% of the excess over \$1,000,000														
Over \$1,500,000 but not over \$17,000,000	\$225,000 plus 5% of the excess over \$1,500,000														
Over \$17,000,000	\$1,000,000														
g Grassroots nontaxable amount (enter 25% of line 1f)															
h Subtract line 1g from line 1a If zero or less, enter -0-															
i Subtract line 1f from line 1c If zero or less, enter -0-															
j If there is an amount other than zero on either line 1h or line 1i, did the organization file Form 4720 reporting section 4911 tax for this year?		<input type="checkbox"/> Yes <input type="checkbox"/> No													

4-Year Averaging Period Under Section 501(h)
(Some organizations that made a section 501(h) election do not have to complete all of the five columns below. See the instructions for lines 2a through 2f on page 4.)

Lobbying Expenditures During 4-Year Averaging Period					
Calendar year (or fiscal year beginning in)	(a) 2010	(b) 2011	(c) 2012	(d) 2013	(e) Total
2a Lobbying nontaxable amount					
b Lobbying ceiling amount (150% of line 2a, column(e))					
c Total lobbying expenditures					
d Grassroots nontaxable amount					
e Grassroots ceiling amount (150% of line 2d, column (e))					
f Grassroots lobbying expenditures					

Part II-B

Complete if the organization is exempt under section 501(c)(3) and has NOT filed Form 5768 (election under section 501(h)).

For each "Yes" response to lines 1a through 1i below, provide in Part IV a detailed description of the lobbying activity.		(a)		(b)
		Yes	No	Amount
1	During the year, did the filing organization attempt to influence foreign, national, state or local legislation, including any attempt to influence public opinion on a legislative matter or referendum, through the use of			
	a Volunteers?		No	
	b Paid staff or management (include compensation in expenses reported on lines 1c through 1i)?		No	
	c Media advertisements?		No	
	d Mailings to members, legislators, or the public?		No	
	e Publications, or published or broadcast statements?		No	
	f Grants to other organizations for lobbying purposes?	Yes		8,984
	g Direct contact with legislators, their staffs, government officials, or a legislative body?		No	
	h Rallies, demonstrations, seminars, conventions, speeches, lectures, or any similar means?		No	
	i Other activities?	Yes		44,000
j	Total Add lines 1c through 1i			52,984
2a	Did the activities in line 1 cause the organization to be not described in section 501(c)(3)?		No	
b	If "Yes," enter the amount of any tax incurred under section 4912			
c	If "Yes," enter the amount of any tax incurred by organization managers under section 4912			
d	If the filing organization incurred a section 4912 tax, did it file Form 4720 for this year?			

Part III-A

Complete if the organization is exempt under section 501(c)(4), section 501(c)(5), or section 501(c)(6).

		Yes	No
1	Were substantially all (90% or more) dues received nondeductible by members?	1	
2	Did the organization make only in-house lobbying expenditures of \$2,000 or less?	2	
3	Did the organization agree to carry over lobbying and political expenditures from the prior year?	3	

Part III-B

Complete if the organization is exempt under section 501(c)(4), section 501(c)(5), or section 501(c)(6) and if either (a) BOTH Part III-A, lines 1 and 2, are answered "No" OR (b) Part III-A, line 3, is answered "Yes."

1	Dues, assessments and similar amounts from members	1	
2	Section 162(e) nondeductible lobbying and political expenditures (do not include amounts of political expenses for which the section 527(f) tax was paid).	2a	
a	Current year		
b	Carryover from last year		
c	Total		
3	Aggregate amount reported in section 6033(e)(1)(A) notices of nondeductible section 162(e) dues	3	
4	If notices were sent and the amount on line 2c exceeds the amount on line 3, what portion of the excess does the organization agree to carryover to the reasonable estimate of nondeductible lobbying and political expenditure next year?	4	
5	Taxable amount of lobbying and political expenditures (see instructions)	5	

Part IV

Supplemental Information

Provide the descriptions required for Part I-A, line 1, Part I-B, line 4, Part I-C, line 5, Part II-A (affiliated group list), Part II-A, line 2, and Part II-B, line 1. Also, complete this part for any additional information.

Return Reference	Explanation
Part II-B, Line 1	Concord Hospital was a member of the American Hospital Association in the fiscal year ended 9/30/14. A portion of the dues paid to this organization was available for lobbying expenditures on behalf of Concord Hospital and the other member organizations in furtherance of their exempt purposes. The portions of dues used for lobbying were \$8,984. Concord Hospital has hired an outside consultant to perform services to further Concord Hospital's mission. This consultant was paid \$44,000 in the year ended 9/30/14.

[illegible]

SCHEDULE D
(Form 990)

Department of the Treasury
Internal Revenue Service

Supplemental Financial Statements

▶ Complete if the organization answered "Yes," to Form 990, Part IV, line 6, 7, 8, 9, 10, 11a, 11b, 11c, 11d, 11e, 11f, 12a, or 12b

▶ Attach to Form 990. ▶ See separate instructions. ▶ Information about Schedule D (Form 990) and its instructions is at www.irs.gov/form990.

OMB No 1545-0047

2013

Open to Public Inspection

Name of the organization Concord Hospital Inc	Employer identification number 22-2594672
--	--

Part I

Organizations Maintaining Donor Advised Funds or Other Similar Funds or Accounts. Complete if the organization answered "Yes" to Form 990, Part IV, line 6.

	(a) Donor advised funds	(b) Funds and other accounts
1	Total number at end of year	
2	Aggregate contributions to (during year)	
3	Aggregate grants from (during year)	
4	Aggregate value at end of year	
5	Did the organization inform all donors and donor advisors in writing that the assets held in donor advised funds are the organization's property, subject to the organization's exclusive legal control? <div><input type="checkbox"/> Yes <input type="checkbox"/> No</div>	
6	Did the organization inform all grantees, donors, and donor advisors in writing that grant funds can be used only for charitable purposes and not for the benefit of the donor or donor advisor, or for any other purpose conferring impermissible private benefit? <div><input type="checkbox"/> Yes <input type="checkbox"/> No</div>	

Part II

Conservation Easements. Complete if the organization answered "Yes" to Form 990, Part IV, line 7.

1

Purpose(s) of conservation easements held by the organization (check all that apply)

☐ Preservation of land for public use (e g , recreation or education) ☐ Preservation of an historically important land area

☐ Protection of natural habitat ☐ Preservation of a certified historic structure

☐ Preservation of open space

2

Complete lines 2a through 2d if the organization held a qualified conservation contribution in the form of a conservation easement on the last day of the tax year

	Held at the End of the Year
a	Total number of conservation easements
b	Total acreage restricted by conservation easements
c	Number of conservation easements on a certified historic structure included in (a)
d	Number of conservation easements included in (c) acquired after 8/17/06, and not on a historic structure listed in the National Register

3

Number of conservation easements modified, transferred, released, extinguished, or terminated by the organization during the tax year ▶ _____

4

Number of states where property subject to conservation easement is located ▶ _____

5

Does the organization have a written policy regarding the periodic monitoring, inspection, handling of violations, and enforcement of the conservation easements it holds?

☐ Yes ☐ No

6

Staff and volunteer hours devoted to monitoring, inspecting, and enforcing conservation easements during the year ▶ _____

7

Amount of expenses incurred in monitoring, inspecting, and enforcing conservation easements during the year ▶ \$ _____

8

Does each conservation easement reported on line 2(d) above satisfy the requirements of section 170(h)(4)(B)(i) and section 170(h)(4)(B)(ii)?

☐ Yes ☐ No

9

In Part XIII, describe how the organization reports conservation easements in its revenue and expense statement, and balance sheet, and include, if applicable, the text of the footnote to the organization's financial statements that describes the organization's accounting for conservation easements

Part III

Organizations Maintaining Collections of Art, Historical Treasures, or Other Similar Assets. Complete if the organization answered "Yes" to Form 990, Part IV, line 8.

1a

If the organization elected, as permitted under SFAS 116 (ASC 958), not to report in its revenue statement and balance sheet works of art, historical treasures, or other similar assets held for public exhibition, education, or research in furtherance of public service, provide, in Part XIII, the text of the footnote to its financial statements that describes these items

b

If the organization elected, as permitted under SFAS 116 (ASC 958), to report in its revenue statement and balance sheet works of art, historical treasures, or other similar assets held for public exhibition, education, or research in furtherance of public service, provide the following amounts relating to these items

(i) Revenues included in Form 990, Part VIII, line 1

▶ \$ _____

(ii) Assets included in Form 990, Part X

▶ \$ _____

2

If the organization received or held works of art, historical treasures, or other similar assets for financial gain, provide the following amounts required to be reported under SFAS 116 (ASC 958) relating to these items

a

Revenues included in Form 990, Part VIII, line 1

▶ \$ _____

b

Assets included in Form 990, Part X

▶ \$ _____

Part III Organizations Maintaining Collections of Art, Historical Treasures, or Other Similar Assets *(continued)*

- 3

Using the organization's acquisition, accession, and other records, check any of the following that are a significant use of its collection items (check all that apply)
- a

☐ Public exhibition

b

☐ Scholarly research

c

☐ Preservation for future generations

d

☐ Loan or exchange programs

e

☐ Other
- 4

Provide a description of the organization's collections and explain how they further the organization's exempt purpose in Part XIII
- 5

During the year, did the organization solicit or receive donations of art, historical treasures or other similar assets to be sold to raise funds rather than to be maintained as part of the organization's collection?

☐ Yes

☐ No

Part IV Escrow and Custodial Arrangements. Complete if the organization answered "Yes" to Form 990, Part IV, line 9, or reported an amount on Form 990, Part X, line 21.

- 1a

Is the organization an agent, trustee, custodian or other intermediary for contributions or other assets not included on Form 990, Part X?

☐ Yes

☐ No
- b

If "Yes," explain the arrangement in Part XIII and complete the following table
- | | |
|----|--------|
| | Amount |
| 1c | |
| 1d | |
| 1e | |
| 1f | |

c

Beginning balance

d

Additions during the year

e

Distributions during the year

f

Ending balance
- 2a

Did the organization include an amount on Form 990, Part X, line 21?

☐ Yes

☐ No
- b

If "Yes," explain the arrangement in Part XIII Check here if the explanation has been provided in Part XIII

☐

Part V Endowment Funds. Complete if the organization answered "Yes" to Form 990, Part IV, line 10.

	(a)Current year	(b)Prior year	b (c)Two years back	(d)Three years back	(e)Four years back
1a Beginning of year balance	210,537,884	159,691,844	139,047,220	135,685,338	108,562,857
b Contributions	19,493,511	28,914,868	3,169,850	8,067,297	17,123,371
c Net investment earnings, gains, and losses	13,878,348	22,620,824	18,200,869	-4,399,718	10,185,474
d Grants or scholarships					
e Other expenditures for facilities and programs	894,519	689,652	726,095	305,697	186,364
f Administrative expenses					
g End of year balance	243,015,224	210,537,884	159,691,844	139,047,220	135,685,338

- 2

Provide the estimated percentage of the current year end balance (line 1g, column (a)) held as
- a

Board designated or quasi-endowment

99 510 %
- b

Permanent endowment

0 360 %
- c

Temporarily restricted endowment

0 130 %
- The percentages in lines 2a, 2b, and 2c should equal 100%
- 3a

Are there endowment funds not in the possession of the organization that are held and administered for the organization by
- (i)

unrelated organizations

3a(i)

Yes

No

(ii)

related organizations

3a(ii)

Yes
- b

If "Yes" to 3a(ii), are the related organizations listed as required on Schedule R?

3b

Yes
- 4

Describe in Part XIII the intended uses of the organization's endowment funds

Part VI Land, Buildings, and Equipment. Complete if the organization answered 'Yes' to Form 990, Part IV, line 11a. See Form 990, Part X, line 10.

Description of property	(a) Cost or other basis (investment)	(b)Cost or other basis (other)	(c) Accumulated depreciation	(d) Book value
1a Land		18,996		18,996
b Buildings		144,084,961	70,214,740	73,870,221
c Leasehold improvements				
d Equipment		212,180,326	160,918,894	51,261,432
e Other		10,289,491		10,289,491
Total. Add lines 1a through 1e (Column (d) must equal Form 990, Part X, column (B), line 10(c).)				135,440,140

Part XI

Reconciliation of Revenue per Audited Financial Statements With Revenue per Return

Complete if the organization answered 'Yes' to Form 990, Part IV, line 12a.

1	Total revenue, gains, and other support per audited financial statements	1	433,498,974
2	Amounts included on line 1 but not on Form 990, Part VIII, line 12		
a	Net unrealized gains on investments	2a	2,301,534
b	Donated services and use of facilities	2b	
c	Recoveries of prior year grants	2c	
d	Other (Describe in Part XIII)	2d	
e	Add lines 2a through 2d	2e	2,301,534
3	Subtract line 2e from line 1	3	431,197,440
4	Amounts included on Form 990, Part VIII, line 12, but not on line 1		
a	Investment expenses not included on Form 990, Part VIII, line 7b	4a	811,287
b	Other (Describe in Part XIII)	4b	16,805,556
c	Add lines 4a and 4b	4c	17,616,843
5	Total revenue Add lines 3 and 4c. (This must equal Form 990, Part I, line 12)	5	448,814,283

Part XII

Reconciliation of Expenses per Audited Financial Statements With Expenses per Return.

Complete if the organization answered 'Yes' to Form 990, Part IV, line 12a.

1	Total expenses and losses per audited financial statements	1	417,074,790
2	Amounts included on line 1 but not on Form 990, Part IX, line 25		
a	Donated services and use of facilities	2a	
b	Prior year adjustments	2b	
c	Other losses	2c	
d	Other (Describe in Part XIII)	2d	
e	Add lines 2a through 2d	2e	0
3	Subtract line 2e from line 1	3	417,074,790
4	Amounts included on Form 990, Part IX, line 25, but not on line 1:		
a	Investment expenses not included on Form 990, Part VIII, line 7b	4a	811,287
b	Other (Describe in Part XIII)	4b	427,263
c	Add lines 4a and 4b	4c	1,238,550
5	Total expenses Add lines 3 and 4c. (This must equal Form 990, Part I, line 18)	5	418,313,340

Part XIII

Supplemental Information

Provide the descriptions required for Part II, lines 3, 5, and 9, Part III, lines 1a and 4, Part IV, lines 1b and 2b, Part V, line 4, Part X, line 2, Part XI, lines 2d and 4b, and Part XII, lines 2d and 4b. Also complete this part to provide any additional information.

Return Reference	Explanation
Part V, Line 4	The intended use of the endowment funds is to fund capital expenditures for medical equipment/provide healthcare prevention and services for the uninsured population in the service area
Part X, Line 2	The Hospital, CRHCDC, CRHVC, CH/DHC and the Trust are not-for-profit corporations as described in Section 501(c)(3) of the Internal Revenue Code, and are exempt from federal income taxes on related income pursuant to Section 501(a) of the Code. Management evaluated the System's tax positions and concluded the System has maintained its tax-exempt status, does not have any significant unrelated business income and had taken no uncertain tax positions that require adjustment to or disclosure in the accompanying consolidated financial statements. With few exceptions, the System is no longer subject to income tax examination by the U S federal or state tax authorities for years before 2011.
Part XI, Line 4b - Other Adjustments	Board Designated Spending 427,263 Pension Actuarial Loss 16,378,293
Part XII, Line 4b - Other Adjustments	Board Designated Spending 427,263
Schedule D, Part V	The prior year amount of administrative expenses was updated to reflect additional administrative costs that were inadvertently not included in this amount on the prior year return. By updating the prior year column of Line 1f for these additional expenses incurred in the prior year total endowment net assets will be correctly stated for beginning and end of the year.

[illegible]

SCHEDULE F
(Form 990)

Department of the Treasury
Internal Revenue Service

Statement of Activities Outside the United States

► Complete if the organization answered "Yes" to Form 990,
Part IV, line 14b, 15, or 16.

► Attach to Form 990. ► See separate instructions.

► Information about Schedule F (Form 990) and its instructions is at www.irs.gov/form990.

OMB No 1545-0047

2013

Open to Public Inspection

Name of the organization
Concord Hospital Inc

Employer identification number
22-2594672

Part I General Information on Activities Outside the United States. Complete if the organization answered "Yes" to Form 990, Part IV, line 14b.

- 1 For grantmakers. Does the organization maintain records to substantiate the amount of its grants and other assistance, the grantees' eligibility for the grants or assistance, and the selection criteria used to award the grants or assistance? ☐ Yes ☐ No
- 2 For grantmakers. Describe in Part V the organization's procedures for monitoring the use of its grants and other assistance outside the United States.
- 3 Activites per Region (The following Part I, line 3 table can be duplicated if additional space is needed)

(a) Region	(b) Number of offices in the region	(c) Number of employees, agents, and independent contractors in region	(d) Activities conducted in region (by type) (e g , fundraising, program services, investments, grants to recipients located in the region)	(e) If activity listed in (d) is a program service, describe specific type of service(s) in region	(f) Total expenditures for and investments in region
(1) Central America and the Caribbean - Antigua & Barbuda, Aruba, Bahamas,	0	0	Investments - FMV as of 9/30/14	None	50,274,698
(2)					
(3)					
(4)					
(5)					
3a Sub-total	0	0			50,274,698
b Total from continuation sheets to Part I	0	0			0
c Totals (add lines 3a and 3b)	0	0			50,274,698

Part II

Grants and Other Assistance to Organizations or Entities Outside the United States. Complete if the organization answered "Yes" to Form 990, Part IV, line 15, for any recipient who received more than \$5,000. Part II can be duplicated if additional space is needed.

1	(a) Name of organization	(b) IRS code section and EIN (if applicable)	(c) Region	(d) Purpose of grant	(e) Amount of cash grant	(f) Manner of cash disbursement	(g) Amount of non-cash assistance	(h) Description of non-cash assistance	(i) Method of valuation (book, FMV, appraisal, other)
(1)									
(2)									
(3)									
(4)									

- 2 Enter total number of recipient organizations listed above that are recognized as charities by the foreign country, recognized as tax-exempt by the IRS, or for which the grantee or counsel has provided a section 501(c)(3) equivalency letter ▶
- 3 Enter total number of other organizations or entities ▶

Part III

Grants and Other Assistance to Individuals Outside the United States. Complete if the organization answered "Yes" to Form 990, Part IV, line 16.
Part III can be duplicated if additional space is needed.

(a) Type of grant or assistance	(b) Region	(c) Number of recipients	(d) Amount of cash grant	(e) Manner of cash disbursement	(f) Amount of non-cash assistance	(g) Description of non-cash assistance	(h) Method of valuation (book, FMV, appraisal, other)
(1)							
(2)							
(3)							
(4)							
(5)							
(6)							
(7)							
(8)							
(9)							
(10)							
(11)							
(12)							
(13)							
(14)							
(15)							
(16)							
(17)							
(18)							

Part IV Foreign Forms

- 1

Was the organization a U S transferor of property to a foreign corporation during the tax year? *If "Yes," the organization may be required to file Form 926, Return by a U.S. Transferor of Property to a Foreign Corporation (see Instructions for Form 926)*

☒ Yes ☐ No
- 2

Did the organization have an interest in a foreign trust during the tax year? *If "Yes," the organization may be required to file Form 3520, Annual Return to Report Transactions with Foreign Trusts and Receipt of Certain Foreign Gifts, and/or Form 3520-A, Annual Information Return of Foreign Trust With a U.S. Owner (see Instructions for Forms 3520 and 3520-A)*

☐ Yes ☒ No
- 3

Did the organization have an ownership interest in a foreign corporation during the tax year? *If "Yes," the organization may be required to file Form 5471, Information Return of U.S. Persons with Respect to Certain Foreign Corporations. (see Instructions for Form 5471)*

☒ Yes ☐ No
- 4

Was the organization a direct or indirect shareholder of a passive foreign investment company or a qualified electing fund during the tax year? *If "Yes," the organization may be required to file Form 8621, Information Return by a Shareholder of a Passive Foreign Investment Company or Qualified Electing Fund. (see Instructions for Form 8621)*

☒ Yes ☐ No
- 5

Did the organization have an ownership interest in a foreign partnership during the tax year? *If "Yes," the organization may be required to file Form 8865, Return of U.S. Persons with Respect to Certain Foreign Partnerships. (see Instructions for Form 8865)*

☒ Yes ☐ No
- 6

Did the organization have any operations in or related to any boycotting countries during the tax year? *If "Yes," the organization may be required to file Form 5713, International Boycott Report (see Instructions for Form 5713).*

☐ Yes ☒ No

Additional Data

Software ID:

Software Version:

EIN: 22-2594672

Name: Concord Hospital Inc

Part V Supplemental Information

Provide the information required by Part I, line 2 (monitoring of funds); Part I, line 3, column (f) (accounting method; amounts of investments vs. expenditures per region); Part II, line 1 (accounting method); Part III (accounting method); and Part III, column (c) (estimated number of recipients), as applicable. Also complete this part to provide any additional information (see instructions).

SCHEDULE H
(Form 990)

Department of the Treasury
Internal Revenue Service

Hospitals

► Complete if the organization answered "Yes" to Form 990, Part IV, question 20.
► Attach to Form 990. ► See separate instructions.
► Information about Schedule H (Form 990) and its instructions is at *www.irs.gov/form990*.

OMB No 1545-0047

2013

Open to Public Inspection

Name of the organization
Concord Hospital Inc

Employer identification number
22-2594672

Part I

Financial Assistance and Certain Other Community Benefits at Cost

		Yes	No
1a	Did the organization have a financial assistance policy during the tax year? If "No," skip to question 6a	1a Yes	
b	If "Yes," was it a written policy?	1b Yes	
2	If the organization had multiple hospital facilities, indicate which of the following best describes application of the financial assistance policy to its various hospital facilities during the tax year <div><input type="checkbox"/> Applied uniformly to all hospital facilities <input type="checkbox"/> Applied uniformly to most hospital facilities <input type="checkbox"/> Generally tailored to individual hospital facilities</div>		
3	Answer the following based on the financial assistance eligibility criteria that applied to the largest number of the organization's patients during the tax year <div>a Did the organization use Federal Poverty Guidelines (FPG) as a factor in determining eligibility for providing <i>free</i> care? If "Yes," indicate which of the following was the FPG family income limit for eligibility for <i>free</i> care <div><input type="checkbox"/> 100% <input type="checkbox"/> 150% <input type="checkbox"/> 200% <input checked="" type="checkbox"/> Other <u>22500 0000000000 %</u></div></div> <div>b Did the organization use FPG as a factor in determining eligibility for providing <i>discounted</i> care? If "Yes," indicate which of the following was the family income limit for eligibility for discounted care <div><input type="checkbox"/> 200% <input type="checkbox"/> 250% <input type="checkbox"/> 300% <input type="checkbox"/> 350% <input type="checkbox"/> 400% <input checked="" type="checkbox"/> Other <u>50000 0000000000 %</u></div></div> <div>c If the organization used factors other than FPG in determining eligibility, describe in Part VI the income based criteria for determining eligibility for free or discounted care Include in the description whether the organization used an asset test or other threshold, regardless of income, as a factor in determining eligibility for free or discounted care</div>	3a Yes	
		3b Yes	
4	Did the organization's financial assistance policy that applied to the largest number of its patients during the tax year provide for free or discounted care to the "medically indigent"?	4 Yes	
5a	Did the organization budget amounts for free or discounted care provided under its financial assistance policy during the tax year?	5a Yes	
b	If "Yes," did the organization's financial assistance expenses exceed the budgeted amount?	5b Yes	
c	If "Yes" to line 5b, as a result of budget considerations, was the organization unable to provide free or discounted care to a patient who was eligible for free or discounted care?	5c	No
6a	Did the organization prepare a community benefit report during the tax year?	6a Yes	
b	If "Yes," did the organization make it available to the public?	6b Yes	
	Complete the following table using the worksheets provided in the Schedule H instructions Do not submit these worksheets with the Schedule H		

7

Financial Assistance and Certain Other Community Benefits at Cost

Financial Assistance and Means-Tested Government Programs	(a) Number of activities or programs (optional)	(b) Persons served (optional)	(c) Total community benefit expense	(d) Direct offsetting revenue	(e) Net community benefit expense	(f) Percent of total expense
a Financial Assistance at cost (from Worksheet 1)	6	8,494	16,665,736		16,665,736	4 310 %
b Medicaid (from Worksheet 3, column a)			30,239,096	12,739,930	17,499,166	4 530 %
c Costs of other means-tested government programs (from Worksheet 3, column b)						
d Total Financial Assistance and Means-Tested Government Programs	6	8,494	46,904,832	12,739,930	34,164,902	8 840 %
Other Benefits						
e Community health improvement services and community benefit operations (from Worksheet 4)	11	175,121	3,519,017	797,893	2,721,124	0 700 %
f Health professions education (from Worksheet 5)	6	6,513	9,957,756	6,143,724	3,814,032	0 990 %
g Subsidized health services (from Worksheet 6)	16	63,979	69,092,281	41,181,260	27,911,021	7 220 %
h Research (from Worksheet 7)	1	27	90,806	1,370	89,436	0 020 %
i Cash and in-kind contributions for community benefit (from Worksheet 8)	5		947,528		947,528	0 250 %
j Total Other Benefits	39	245,640	83,607,388	48,124,247	35,483,141	9 180 %
k Total. Add lines 7d and 7j	45	254,134	130,512,220	60,864,177	69,648,043	18 020 %

Part IICommunity Building Activities

Complete this table if the organization conducted any community building activities during the tax year, and describe in Part VI how its community building activities promoted the health of the communities it serves.

	(a) Number of activities or programs (optional)	(b) Persons served (optional)	(c) Total community building expense	(d) Direct offsetting revenue	(e) Net community building expense	(f) Percent of total expense
1Physical improvements and housing						
2Economic development						
3Community support			53,188		53,188	0.010 %
4Environmental improvements						
5Leadership development and training for community members						
6Coalition building						
7Community health improvement advocacy						
8Workforce development						
9Other						
10Total			53,188		53,188	0.010 %

Part IIIBad Debt, Medicare, & Collection Practices

Section A. Bad Debt Expense

1Did the organization report bad debt expense in accordance with Healthcare Financial Management Association Statement No. 15?

1

Yes

2Enter the amount of the organization's bad debt expense. Explain in Part VI the methodology used by the organization to estimate this amount.

2

11,656,530

3Enter the estimated amount of the organization's bad debt expense attributable to patients eligible under the organization's financial assistance policy. Explain in Part VI the methodology used by the organization to estimate this amount and the rationale, if any, for including this portion of bad debt as community benefit.

3

2,361,930

4Provide in Part VI the text of the footnote to the organization's financial statements that describes bad debt expense or the page number on which this footnote is contained in the attached financial statements.

Section B. Medicare

5Enter total revenue received from Medicare (including DSH and IME).

5

120,775,675

6Enter Medicare allowable costs of care relating to payments on line 5.

6

172,311,302

7Subtract line 6 from line 5. This is the surplus (or shortfall).

7

-51,535,627

8Describe in Part VI the extent to which any shortfall reported in line 7 should be treated as community benefit. Also describe in Part VI the costing methodology or source used to determine the amount reported on line 6. Check the box that describes the method used.

☐ Cost accounting system

☒ Cost to charge ratio

☐ Other

Section C. Collection Practices

9aDid the organization have a written debt collection policy during the tax year?

9a

Yes

bIf "Yes," did the organization's collection policy that applied to the largest number of its patients during the tax year contain provisions on the collection practices to be followed for patients who are known to qualify for financial assistance? Describe in Part VI.

9b

Yes

Part IVManagement Companies and Joint Ventures

(owned 10% or more by officers, directors, trustees, key employees, and physicians—see instructions)

(a) Name of entity	(b) Description of primary activity of entity	(c) Organization's profit % or stock ownership %	(d) Officers, directors, trustees, or key employees' profit % or stock ownership %	(e) Physicians' profit % or stock ownership %
1				
2				
3				
4				
5				
6				
7				
8				
9				
10				
11				
12				
13				

Part V

Facility Information

Section A. Hospital Facilities

(list in order of size from largest to smallest—see instructions)
How many hospital facilities did the organization operate during the tax year?
1

Name, address, primary website address, and state license number

												Other (Describe)	Facility reporting group
	See Additional Data Table												

Part V Facility Information (continued)

Section B. Facility Policies and Practices

(Complete a separate Section B for each of the hospital facilities or facility reporting groups listed in Part V, Section A)

Concord Hospital

Name of hospital facility or facility reporting group

If reporting on Part V, Section B for a single hospital facility only: line number of hospital facility (from Schedule H, Part V, Section A)

1

	Yes	No
Community Health Needs Assessment (Lines 1 through 8c are optional for tax years beginning on or before March 23, 2012)		
1 During the tax year or either of the two immediately preceding tax years, did the hospital facility conduct a community health needs assessment (CHNA)? If "No," skip to line 9 If "Yes," indicate what the CHNA report describes (check all that apply)	1 Yes	
a <input checked="" type="checkbox"/> A definition of the community served by the hospital facility		
b <input type="checkbox"/> Demographics of the community		
c <input checked="" type="checkbox"/> Existing health care facilities and resources within the community that are available to respond to the health needs of the community		
d <input checked="" type="checkbox"/> How data was obtained		
e <input checked="" type="checkbox"/> The health needs of the community		
f <input checked="" type="checkbox"/> Primary and chronic disease needs and other health issues of uninsured persons, low-income persons, and minority groups		
g <input checked="" type="checkbox"/> The process for identifying and prioritizing community health needs and services to meet the community health needs		
h <input checked="" type="checkbox"/> The process for consulting with persons representing the community's interests		
i <input type="checkbox"/> Information gaps that limit the hospital facility's ability to assess the community's health needs		
j <input type="checkbox"/> Other (describe in Part VI)		
2 Indicate the tax year the hospital facility last conducted a CHNA 20 <u>12</u>		
3 In conducting its most recent CHNA, did the hospital facility take into account input from persons who represent the broad interests of the community served by the hospital facility, including those with special knowledge of or expertise in public health? If "Yes," describe in Part VI how the hospital facility took into account input from persons who represent the community, and identify the persons the hospital facility consulted	3 Yes	
4 Was the hospital facility's CHNA conducted with one or more other hospital facilities? If "Yes," list the other hospital facilities in Part VI	4	No
5 Did the hospital facility make its CHNA report widely available to the public? If "Yes," indicate how the CHNA report was made widely available (check all that apply)	5 Yes	
a <input checked="" type="checkbox"/> Hospital facility's website (list url) <u>www.concordhospital.org/about/financial-s</u>		
b <input type="checkbox"/> Other website (list url) _____		
c <input checked="" type="checkbox"/> Available upon request from the hospital facility		
d <input checked="" type="checkbox"/> Other (describe in Part VI)		
6 If the hospital facility addressed needs identified in its most recently conducted CHNA, indicate how (check all that apply as of the end of the tax year)		
a <input checked="" type="checkbox"/> Adoption of an implementation strategy that addresses each of the community health needs identified through the CHNA		
b <input checked="" type="checkbox"/> Execution of the implementation strategy		
c <input type="checkbox"/> Participation in the development of a community-wide plan		
d <input type="checkbox"/> Participation in the execution of a community-wide plan		
e <input type="checkbox"/> Inclusion of a community benefit section in operational plans		
f <input checked="" type="checkbox"/> Adoption of a budget for provision of services that address the needs identified in the CHNA		
g <input checked="" type="checkbox"/> Prioritization of health needs in its community		
h <input checked="" type="checkbox"/> Prioritization of services that the hospital facility will undertake to meet health needs in its community		
i <input type="checkbox"/> Other (describe in Part VI)		
7 Did the hospital facility address all of the needs identified in its most recently conducted CHNA? If "No," explain in Part VI which needs it has not addressed and the reasons why it has not addressed such needs	7	No
8a Did the organization incur an excise tax under section 4959 for the hospital facility's failure to conduct a CHNA as required by section 501(r)(3)?	8a	No
b If "Yes" to line 8a, did the organization file Form 4720 to report the section 4959 excise tax?	8b	
c If "Yes" to line 8b, what is the total amount of section 4959 excise tax the organization reported on Form 4720 for all of its hospital facilities? \$ _____		

Part V

Facility Information (continued)

Financial Assistance Policy		Yes	No
9	Did the hospital facility have in place during the tax year a written financial assistance policy that Explained eligibility criteria for financial assistance, and whether such assistance includes free or discounted care?	9	Yes
10	Used federal poverty guidelines (FPG) to determine eligibility for providing free care? If "Yes," indicate the FPG family income limit for eligibility for free care 225 00000000000000% If "No," explain in Part VI the criteria the hospital facility used	10	Yes
11	Used FPG to determine eligibility for providing discounted care? If "Yes," indicate the FPG family income limit for eligibility for discounted care 500 00000000000000% If "No," explain in Part VI the criteria the hospital facility used	11	Yes
12	Explained the basis for calculating amounts charged to patients? If "Yes," indicate the factors used in determining such amounts (check all that apply)	12	Yes
a <input checked="" type="checkbox"/> Income level			
b <input checked="" type="checkbox"/> Asset level			
c <input checked="" type="checkbox"/> Medical indigency			
d <input type="checkbox"/> Insurance status			
e <input type="checkbox"/> Uninsured discount			
f <input type="checkbox"/> Medicaid/Medicare			
g <input type="checkbox"/> State regulation			
h <input type="checkbox"/> Residency			
i <input type="checkbox"/> Other (describe in Part VI)			
13	Explained the method for applying for financial assistance?	13	Yes
14	Included measures to publicize the policy within the community served by the hospital facility? If "Yes," indicate how the hospital facility publicized the policy (check all that apply)	14	Yes
a <input checked="" type="checkbox"/> The policy was posted on the hospital facility's website			
b <input checked="" type="checkbox"/> The policy was attached to billing invoices			
c <input checked="" type="checkbox"/> The policy was posted in the hospital facility's emergency rooms or waiting rooms			
d <input checked="" type="checkbox"/> The policy was posted in the hospital facility's admissions offices			
e <input checked="" type="checkbox"/> The policy was provided, in writing, to patients on admission to the hospital facility			
f <input checked="" type="checkbox"/> The policy was available upon request			
g <input type="checkbox"/> Other (describe in Part VI)			
Billing and Collections			
15	Did the hospital facility have in place during the tax year a separate billing and collections policy, or a written financial assistance policy (FAP) that explained actions the hospital facility may take upon non-payment?	15	Yes
16	Check all of the following actions against an individual that were permitted under the hospital facility's policies during the tax year before making reasonable efforts to determine the individual's eligibility under the facility's FAP		
a <input type="checkbox"/> Reporting to credit agency			
b <input type="checkbox"/> Lawsuits			
c <input type="checkbox"/> Liens on residences			
d <input type="checkbox"/> Body attachments			
e <input type="checkbox"/> Other similar actions (describe in Section C)			
17	Did the hospital facility or an authorized third party perform any of the following actions during the tax year before making reasonable efforts to determine the individual's eligibility under the facility's FAP? If "Yes," check all actions in which the hospital facility or a third party engaged	17	No
a <input type="checkbox"/> Reporting to credit agency			
b <input type="checkbox"/> Lawsuits			
c <input type="checkbox"/> Liens on residences			
d <input type="checkbox"/> Body attachments			
e <input type="checkbox"/> Other similar actions (describe in Section C)			

Part V

Facility Information (continued)

- 18 Indicate which efforts the hospital facility made before initiating any of the actions listed in line 17 (check all that apply)
- a

☒

Notified individuals of the financial assistance policy on admission
- b

☒

Notified individuals of the financial assistance policy prior to discharge
- c

☒

Notified individuals of the financial assistance policy in communications with the individuals regarding the individuals' bills
- d

☒

Documented its determination of whether individuals were eligible for financial assistance under the hospital facility's financial assistance policy
- e

☐

Other (describe in Section C)

Policy Relating to Emergency Medical Care

	Yes	No
19 Did the hospital facility have in place during the tax year a written policy relating to emergency medical care that requires the hospital facility to provide, without discrimination, care for emergency medical conditions to individuals regardless of their eligibility under the hospital facility's financial assistance policy? If "No," indicate why	19 Yes	
a <input type="checkbox"/> The hospital facility did not provide care for any emergency medical conditions		
b <input type="checkbox"/> The hospital facility's policy was not in writing		
c <input type="checkbox"/> The hospital facility limited who was eligible to receive care for emergency medical conditions (describe in Part VI)		
d <input type="checkbox"/> Other (describe in Part VI)		

Charges to Individuals Eligible for Assistance under the FAP (FAP-Eligible Individuals)

20 Indicate how the hospital facility determined, during the tax year, the maximum amounts that can be charged to FAP-eligible individuals for emergency or other medically necessary care		
a <input type="checkbox"/> The hospital facility used its lowest negotiated commercial insurance rate when calculating the maximum amounts that can be charged		
b <input checked="" type="checkbox"/> The hospital facility used the average of its three lowest negotiated commercial insurance rates when calculating the maximum amounts that can be charged		
c <input type="checkbox"/> The hospital facility used the Medicare rates when calculating the maximum amounts that can be charged		
d <input type="checkbox"/> Other (describe in Part VI)		
21 During the tax year, did the hospital facility charge any FAP-eligible individual to whom the hospital facility provided emergency or other medically necessary services more than the amounts generally billed to individuals who had insurance covering such care? If "Yes," explain in Part VI	21	No
22 During the tax year, did the hospital facility charge any FAP-eligible individual an amount equal to the gross charge for any service provided to that individual? If "Yes," explain in Part VI	22 Yes	

Part V Facility Information *(continued)*

Section C. Supplemental Information for Part V, Section B. Provide descriptions required for Part V, Section B, lines 1j, 3, 4, 5d, 6i, 7, 10, 11, 12i, 14g, 16e, 17e, 18e, 19c, 19d, 20d, 21, and 22. If applicable, provide separate descriptions for each facility in a facility reporting group, designated by "Facility A," "Facility B," etc.

[illegible]

Part V

Facility Information (continued)

Section D. Other Health Care Facilities That Are Not Licensed, Registered, or Similarly Recognized as a Hospital Facility
(list in order of size, from largest to smallest)

How many non-hospital health care facilities did the organization operate during the tax year? **1**

Name and address		Type of Facility (describe)
1	Concord Hospital Urgent Care 60 Commercial Street Concord, NH 03301	Walk-in urgent care
2		
3		
4		
5		
6		
7		
8		
9		
10		

Part VI

Supplemental Information

Provide the following information

- 1
- Required descriptions.** Provide the descriptions required for Part I, lines 3c, 6a, and 7, Part II and Part III, lines 2, 3, 4, 8 and 9b
- 2
- Needs assessment.** Describe how the organization assesses the health care needs of the communities it serves, in addition to any CHNAs reported in Part V, Section B
- 3
- Patient education of eligibility for assistance.** Describe how the organization informs and educates patients and persons who may be billed for patient care about their eligibility for assistance under federal, state, or local government programs or under the organization's financial assistance policy
- 4
- Community information.** Describe the community the organization serves, taking into account the geographic area and demographic constituents it serves
- 5
- Promotion of community health.** Provide any other information important to describing how the organization's hospital facilities or other health care facilities further its exempt purpose by promoting the health of the community (e g , open medical staff, community board, use of surplus funds, etc)
- 6
- Affiliated health care system.** If the organization is part of an affiliated health care system, describe the respective roles of the organization and its affiliates in promoting the health of the communities served
- 7
- State filing of community benefit report.** If applicable, identify all states with which the organization, or a related organization, files a community benefit report

Form and Line Reference	Explanation
Part I, Line 7	Subsidized Health Services represents those activities that assure access to medical care and support for people with special medical needs and who may be faced with chronic health conditions

Form and Line Reference	Explanation
Part I, Line 7, Column (f)	The Bad Debt expense included on Form 990, Part IX, Line 25, Column (A), but subtracted for purposes of calculating the percentage in this column is \$ 31,719,233

Form and Line Reference	Explanation
Part II, Community Building Activities	In fiscal 2014, Concord Hospital continued its emergency preparedness initiatives by hosting a multi-agency active shooter exercise, and continuing to provide support to the local communities by funding LUCAS2 Chest Compression Devices to EMT departments

Form and Line Reference	Explanation
Part III, Line 2	See explanation for Part III, Line 4

Form and Line Reference	Explanation
Part III, Line 3	See explanation for Part III, Line 4

Form and Line Reference	Explanation
Part III, Line 4	Accounts Receivable The allowance for doubtful accounts is provided based on an analysis by management of the collectability of outstanding balances Management considers the age of outstanding balances and past collection efforts in determining the allowance for doubtful accounts Accounts are charged against the allowance for doubtful accounts when deemed uncollectible Charity Care The System provides care to patients who meet certain criteria under its charity care policy without charge or at amounts less than its established rates Because the System does not pursue collection of amounts determined to qualify as charity care, they are not reported as revenue

Form and Line Reference	Explanation
Part III, Line 8	The Medicare shortfall of \$51,535,627 is funded through cost shifting to other payors. In addition, many of the subsidized health services reported on line 7g include some revenue and expenses from services to Medicare patients, Medicare allowable costs on line 5 were determined using the Hospital's filed Medicare cost report, which determines cost via the cost to charge ratio methodology.

Form and Line Reference	Explanation
Part III, Line 9b	The Hospital has a Financial Assistance policy in addition to, and complementing, the bad debt collection policy. The policy describes the Hospital's program of financial assistance for medically necessary services to individuals and families who are uninsured, underinsured, or who experience a catastrophic healthcare event and do not qualify for any other state or federal assistance programs. Patient education of eligibility for assistance is described below in the statement for Part VI, Line 3.

Form and Line Reference	Explanation
Part VI, Line 2	The Hospital regularly leads comprehensive community health needs assessments, engaging numerous community organizations and health partners in the process, to identify far-reaching health needs faced by people in the communities served by the Hospital. Assessment methodologies address both quantitative and qualitative data and include stakeholder interviews, focus groups, community listening sessions, web survey, written surveys, telephone surveys and analysis of various data sets. Assessment results are shared with the communities and serve as the basis to develop new or expanded services in response to need. The most recent assessment was completed in 2012.

Form and Line Reference	Explanation
Part VI, Line 3	The Hospital actively meets with all people who indicate that they do not have insurance or will have difficulty paying their obligations, to inform and work with them to understand what local programs are available to them, including how they can benefit from the Hospital's Financial Assistance program

Form and Line Reference	Explanation
Part VI, Line 4	Concord defines its Primary Service Area as 25 communities to which it has close geographic proximity and significant market share. According to the State of New Hampshire's "Concord Healthcare Service Area Regional Health Profile, 2001," the 25 communities that comprise the Hospital's PSA represent, in terms of square miles, the largest hospital service area in the State. Together, these communities cover an area of nearly 900 square miles. The Hospital serves all the residents of these towns as well as many others from across the State of New Hampshire through its regional and statewide referral for specialty care, including Orthopedic, Cardiology, Oncology and Urological care.

Form and Line Reference	Explanation
Part VI, Line 5	<p>Part I line 6A, Concord Hospital develops programs and services to address community health needs and makes investments in initiatives that align with the Hospital's core mission. A significant amount of Concord Hospital's community benefit investment is in the area of charitable care to ensure that those without insurance or with limited insurance have access to needed medical care. The Hospital strives to address the needs of vulnerable populations including our low-income neighbors and other vulnerable populations. The Hospital's Family Health Centers ensure access to primary, behavioral health, and dental care for our region's most needy residents, which addresses identified community health needs. Those achievements are at the heart of our community benefit activity. Beyond that focus are programs and services that benefit every resident and support that far-reaching goal of a healthier community. The Hospital continued its efforts toward promoting the health of the community by investing its surplus funds in new inpatient facilities to enhance patient care, by providing funding support to Capital Region Healthcare affiliates through the Community Services fund for programs that address identified community needs and serve vulnerable populations, and by continuing to recruit new primary care physicians to enhance access in the community. Finally, per the Instructions to Schedule H, Part I, the Hospital has not included its \$51,535,627 Medicare shortfall as-a community benefit in Part I. However, we believe that this shortfall provides a tremendous benefit to the community in that it enables the Hospital to provide essential services to a vast number of patients who otherwise would not have access to the Hospital's care.</p>

Form and Line Reference	Explanation
Part VI, Line 7, Reports Filed With States	NH

Additional Data

Software ID:
Software Version:
EIN: 22-2594672
Name: Concord Hospital Inc

990 Schedule H, Supplemental Information

Section C. Supplemental Information for Part V, Section B. Provide descriptions required for Part V, Section B, lines 1j, 3, 4, 5d, 6i, 7, 10, 11, 12i, 14g, 16e, 17e, 18e, 19c, 19d, 20d, 21, and 22. If applicable, provide separate descriptions for each facility in a facility reporting group, designated by "Facility A," "Facility B," etc.	
Form and Line Reference	Explanation
Concord Hospital	Part V, Section B, Line 3 See the narrative for Schedule H, Part VI, line 2
Concord Hospital	Part V, Section B, Line 5d The Community Health Needs Assessment was included in the Hospital's annual reports and mailed to residents of the communities that the Hospital serves It is also available at the State of NH, DOJ web site
Concord Hospital	Part V, Section B, Line 7 Concord Hospital addressed all identified needs to some extent The one need where the Organization had limited involvement was in the area of medical transportation, primarily because there are numerous services in the community that already address the need more effectively
Concord Hospital	Part V, Section B, Line 22 State law requires the Hospital to bill third party liability claims (automobile insurance claims) at 100% of charges The patient is responsible for paying the full amount and receiving payment from the insurance company

efile GRAPHIC print - DO NOT PROCESS | As Filed Data -

DLN: 93493225024655

Schedule I
(Form 990)

Department of the Treasury
Internal Revenue Service

Name of the organization
Concord Hospital Inc

Grants and Other Assistance to Organizations,
Governments and Individuals in the United States

Complete if the organization answered "Yes," to Form 990, Part IV, line 21 or 22.
▶ Attach to Form 990

▶ Information about Schedule I (Form 990) and its instructions is at www.irs.gov/form990.

OMB No 1545-0047

2013

Open to Public
Inspection

Employer identification number
22-2594672

Part I

General Information on Grants and Assistance

1

Does the organization maintain records to substantiate the amount of the grants or assistance, the grantees' eligibility for the grants or assistance, and the selection criteria used to award the grants or assistance?

Yes

No

2

Describe in Part IV the organization's procedures for monitoring the use of grant funds in the United States

Part II

Grants and Other Assistance to Governments and Organizations in the United States.

Complete if the organization answered "Yes" to Form 990, Part IV, line 21, for any recipient that received more than \$5,000. Part II can be duplicated if additional space is needed.

(a) Name and address of organization or government	(b) EIN	(c) IRC Code section if applicable	(d) Amount of cash grant	(e) Amount of non-cash assistance	(f) Method of valuation (book, FMV, appraisal, other)	(g) Description of non-cash assistance	(h) Purpose of grant or assistance
(1) Riverbend Community Mental Health PO Box 2032 Concord,NH 03301	02-0264383	501(c)(3)	11,000				Program developed in response to the research findings that diet and exerseise are critical components of a health lifestyle and that people with severe and persistent mental illness (SPMI) have more difficulty adopting a health lifestyle Objective is to move health behaviors that are very diffult to change toward improving the life expectancy for the chronically mentally ill clients of Riverbend
(2) Riverbend Community Mental Health PO Box 2032 Concord,NH 03301	02-0264383	501(c)(3)	6,000				Provide programs, services, and support to enhance child health care the health of families in our region
(3) Riverbend Community Mental Health PO Box 2032 Concord,NH 03301	02-0264383	501(c)(3)	49,542				Licensed Masters or Doctoral Level Clinician Program Funding for a full-time, Riverbend-licensed, master's or doctoral-level clinician to work with mental health patients in the CH Emergency Department Yellow Pod to improve coordination of care and discharge planning for the complex and hard-to-place patients in the Yellow Pod
(4) Capital Regional Visiting Nurse Association PO Box 1797 Concord,NH 03301	02-0222122	501(c)(3)	7,000				Baby's First Homecoming This program supports mothers at home following discharge and enables detection of problems with mother or baby early on
(5) Capital Regional Visiting Nurse Association PO Box 1797 Concord,NH 03301	02-0222122	501(c)(3)	25,000				To reduce prevetable re-hospitalizations, to improve patient safety and outcomes, and to increase patient ability to manage oral medication correctly
(6) Child and Family Services Healthy Families Home Visiting Program 464 Chestnut Street PO Box 448 Manchester,NH 03105	02-0222164	501(c)(3)	15,000				Program in the Capital Region to serve at-risk women under the age of 25 who are pregnant with their first child and who would greatly benefit from this comprehensive approach to developing their parenting skills and enhancing maternal and child health
(7) The Children's Place and Parent Education Center 27 Burns Avenue Concord,NH 03301	02-0338647	501(c)(3)	7,000				New Parents Support Group / Toddler Play Group Offers a place in which families can come together in support of each other, striving to enhance the family unit and thus preventing child abuse and neglect

2

Enter total number of section 501(c)(3) and government organizations listed in the line 1 table

4

3

Enter total number of other organizations listed in the line 1 table

Part III

Grants and Other Assistance to Individuals in the United States. Complete if the organization answered "Yes" to Form 990, Part IV, line 22.
Part III can be duplicated if additional space is needed.

(a)Type of grant or assistance	(b)Number of recipients	(c)Amount of cash grant	(d)Amount of non-cash assistance	(e)Method of valuation (book, FMV, appraisal, other)	(f)Description of non-cash assistance

Part IV

Supplemental Information. Provide the information required in Part I, line 2, Part III, column (b), and any other additional information.

Return Reference	Explanation
Part I, Line 2	The Hospital works with the Concord Hospital Trust to administer grants provided from funds available through the Community Services Funds. The Trust has an open application process for those entities that meet the grant requirements, and the Trust Board approves and recommends to the Hospital Board, all recommended granting actions. The Trust provides annual monitoring of compliance with expected spending requirements and gets updates as needed.

Schedule J
(Form 990)

Department of the Treasury
Internal Revenue Service

Compensation Information

For certain Officers, Directors, Trustees, Key Employees, and Highest Compensated Employees

▶ Complete if the organization answered "Yes" to Form 990, Part IV, line 23.
▶ Attach to Form 990. ▶ See separate instructions.

▶ Information about Schedule J (Form 990) and its instructions is at www.irs.gov/form990.

OMB No 1545-0047

2013

Open to Public Inspection

Name of the organization
Concord Hospital Inc

Employer identification number
22-2594672

Part I

Questions Regarding Compensation

	Yes	No
<div><div>1a</div><div>Check the appropriate box(es) if the organization provided any of the following to or for a person listed in Form 990, Part VII, Section A, line 1a Complete Part III to provide any relevant information regarding these items</div><div><div><div><input type="checkbox"/> First-class or charter travel</div><div><input type="checkbox"/> Travel for companions</div><div><input type="checkbox"/> Tax idemnification and gross-up payments</div><div><input type="checkbox"/> Discretionary spending account</div></div><div><div><input type="checkbox"/> Housing allowance or residence for personal use</div><div><input type="checkbox"/> Payments for business use of personal residence</div><div><input type="checkbox"/> Health or social club dues or initiation fees</div><div><input type="checkbox"/> Personal services (e g , maid, chauffeur, chef)</div></div></div></div>		
<div><div>b</div><div>If any of the boxes in line 1a are checked, did the organization follow a written policy regarding payment or reimbursement or provision of all of the expenses described above? If "No," complete Part III to explain</div></div>	1b	
<div><div>2</div><div>Did the organization require substantiation prior to reimbursing or allowing expenses incurred by all directors, trustees, officers, including the CEO/Executive Director, regarding the items checked in line 1a?</div></div>	2	
<div><div>3</div><div>Indicate which, if any, of the following the filing organization used to establish the compensation of the organization's CEO/Executive Director Check all that apply Do not check any boxes for methods used by a related organization to establish compensation of the CEO/Executive Director, but explain in Part III</div><div><div><div><input checked="" type="checkbox"/> Compensation committee</div><div><input checked="" type="checkbox"/> Independent compensation consultant</div><div><input checked="" type="checkbox"/> Form 990 of other organizations</div></div><div><div><input type="checkbox"/> Written employment contract</div><div><input checked="" type="checkbox"/> Compensation survey or study</div><div><input checked="" type="checkbox"/> Approval by the board or compensation committee</div></div></div></div>		
<div><div>4</div><div>During the year, did any person listed in Form 990, Part VII, Section A, line 1a with respect to the filing organization or a related organization</div></div>		
<div><div>a</div><div>Receive a severance payment or change-of-control payment?</div></div>	4a	No
<div><div>b</div><div>Participate in, or receive payment from, a supplemental nonqualified retirement plan?</div></div>	4b	Yes
<div><div>c</div><div>Participate in, or receive payment from, an equity-based compensation arrangement?</div></div> <div>If "Yes" to any of lines 4a-c, list the persons and provide the applicable amounts for each item in Part III</div>	4c	No
<div><div></div><div>Only 501(c)(3) and 501(c)(4) organizations only must complete lines 5-9.</div></div>		
<div><div>5</div><div>For persons listed in Form 990, Part VII, Section A, line 1a, did the organization pay or accrue any compensation contingent on the revenues of</div></div>		
<div><div>a</div><div>The organization?</div></div>	5a	No
<div><div>b</div><div>Any related organization?</div></div> <div>If "Yes," to line 5a or 5b, describe in Part III</div>	5b	No
<div><div>6</div><div>For persons listed in Form 990, Part VII, Section A, line 1a, did the organization pay or accrue any compensation contingent on the net earnings of</div></div>		
<div><div>a</div><div>The organization?</div></div>	6a	No
<div><div>b</div><div>Any related organization?</div></div> <div>If "Yes," to line 6a or 6b, describe in Part III</div>	6b	No
<div><div>7</div><div>For persons listed in Form 990, Part VII, Section A, line 1a, did the organization provide any non-fixed payments not described in lines 5 and 6? If "Yes," describe in Part III</div></div>	7	Yes
<div><div>8</div><div>Were any amounts reported in Form 990, Part VII, paid or accrued pursuant to a contract that was subject to the initial contract exception described in Regulations section 53 4958-4(a)(3)? If "Yes," describe in Part III</div></div>	8	No
<div><div>9</div><div>If "Yes" to line 8, did the organization also follow the rebuttable presumption procedure described in Regulations section 53 4958-6(c)?</div></div>	9	

Part II **Officers, Directors, Trustees, Key Employees, and Highest Compensated Employees.** Use duplicate copies if additional space is needed.

For each individual whose compensation must be reported in Schedule J, report compensation from the organization on row (i) and from related organizations, described in the instructions, on row (ii) Do not list any individuals that are not listed on Form 990, Part VII
Note. The sum of columns (B)(i)-(iii) for each listed individual must equal the total amount of Form 990, Part VII, Section A, line 1a, applicable column (D) and (E) amounts for that individual

(A) Name and Title		(B) Breakdown of W-2 and/or 1099-MISC compensation			(C) Retirement and other deferred compensation	(D) Nontaxable benefits	(E) Total of columns (B)(i)-(D)	(F) Compensation reported as deferred in prior Form 990
		(i) Base compensation	(ii) Bonus & incentive compensation	(iii) Other reportable compensation				
See Additional Data Table								

Part III Supplemental Information

Provide the information, explanation, or descriptions required for Part I, lines 1a, 1b, 3, 4a, 4b, 4c, 5a, 5b, 6a, 6b, 7, and 8, and for Part II. Also complete this part for any additional information.

Return Reference	Explanation
Part I, Line 4b	Michael B. Green, Former President & CEO, participates in a 457(f) plan with Concord Hospital. The 457(f) amount included in W-2 wages for Mr. Green in 2013 as reported on Schedule J, Part II, Column B(iii) was \$311,213. This amount comprised of interest and deferred compensation that was included in Schedule J, Part II, Column C. Current year contributions to his plan of \$254,270 were included in Schedule J, Part II, Column C. The 457(f) amount included in 2013 W-2 wages (Column B(iii)) properly accounts for the elimination of substantial risk of forfeiture. The amount included in Column B(iii) reflects multiple years of service by Michael B. Green. The Hospital sponsors a split-dollar life insurance employee benefit program for the former President & CEO. Split-dollar life insurance is an arrangement in which the employee is the owner of the life insurance policy and the premiums are paid by both the employer and employee. Pursuant to The Hospital's split-dollar agreement, and the collateral assignment therein, the employer's share of the policy premiums paid is recovered either upon termination of the policy or at the death of the participant. Note that the split-dollar arrangement is part of an employee benefit program and economically not a direct extension of credit. Furthermore, the reportable compensation of the respective employees includes the annual value of the life insurance coverage. The economic benefit calculated for the calendar year, which represents the taxable value of the life insurance policy, was included in the former CEO's W-2. While the policy currently remains in force, no premiums were paid during fiscal year ended 9/30/14.
Part I, Line 7	Incentive Pay. The primary purpose of the incentive pay is to recognize the quality of the performance of the CEO, CFO, and CMO during the preceding fiscal year. The amount of the incentive pay bonus is based on performance relative to strategic goals and measurable objectives. When the executive's performance excels, the incentive pay should reflect the accomplishment and allow for the sum of base salary and incentive pay to reach as high as the 75th percentile of peer institutions.
Schedule J, Part II	At the end of December, 2013, Hospital President and CEO, Michael B. Green formally retired and stepped down from his position with Concord. Robert P. Steigmeyer became President and CEO effective January 2014. Because IRS instructions require that compensation and benefit information be reported on Form 990, Part VII on a calendar year basis, no compensation and benefits are reported on this Form 990 for Mr. Steigmeyer. The Organization's 2014 Form 990 will reflect Mr. Steigmeyer's compensation information; accordingly, he has not been included as an independent board member on this return.

Additional Data

Software ID:
Software Version:
EIN: 22-2594672
Name: Concord Hospital Inc

Form 990, Schedule J, Part II - Officers, Directors, Trustees, Key Employees, and Highest Compensated Employees

(A) Name		(B) Breakdown of W-2 and/or 1099-MISC compensation			(C) Deferred compensation	(D) Nontaxable benefits	(E) Total of columns (B)(i)-(D)	(F) Compensation reported in prior Form 990 or Form 990-EZ
		(i) Base Compensation	(ii) Bonus & incentive compensation	(iii) Other compensation				
D Thomas Akey MD Trustee	(i) (ii)	290,012 0	10,500 0	0 0	44,773 0	19,404 0	364,689 0	0 0
Diane E Wood Allen RN Trustee	(i) (ii)	207,280 0	34,590 0	0 0	61,671 0	13,104 0	316,645 0	0 0
David A Stevenson MD Trustee	(i) (ii)	231,645 0	27,846 0	0 0	27,085 0	18,252 0	304,828 0	0 0
Greg Thesing MD Medical Staff President (thru Jan 14	(i) (ii)	165,103 0	29,570 0	0 0	27,853 0	17,964 0	240,490 0	0 0
Michael B Green President & CEO (ret Dec 13)	(i) (ii)	799,573 0	277,165 0	315,040 0	72,279 0	13,200 0	1,477,257 0	0 0
Bruce R Burns Treasurer	(i) (ii)	351,666 0	95,175 0	0 0	68,301 0	13,200 0	528,342 0	0 0
David Green MD Chief Medical Officer	(i) (ii)	387,911 0	92,045 0	0 0	56,248 0	16,668 0	552,872 0	0 0
Gerald Sardella MD Physician	(i) (ii)	505,068 0	11,500 0	0 0	24,047 0	20,868 0	561,483 0	0 0
Laki Rousou MD Physician	(i) (ii)	414,143 0	10,000 0	0 0	0 0	16,299 0	440,442 0	0 0
Joe Conley COO	(i) (ii)	361,202 0	104,000 0	0 0	68,255 0	16,980 0	550,437 0	0 0
Wayne K Stadelmann MD Physician	(i) (ii)	374,257 0	69,617 0	0 0	20,670 0	20,208 0	484,752 0	0 0

Schedule K
(Form 990)

Department of the Treasury
Internal Revenue Service

Supplemental Information on Tax Exempt Bonds

▶ Complete if the organization answered "Yes" to Form 990, Part IV, line 24a. Provide descriptions, explanations, and any additional information in Part VI.
▶ Attach to Form 990. ▶ See separate instructions.
▶ Information about Schedule K (Form 990) and its instructions is at www.irs.gov/form990.

OMB No 1545-0047

2013

Open to Public
Inspection

Name of the organization
Concord Hospital Inc

Employer identification number
22-2594672

Part I

Bond Issues

	(a) Issuer name	(b) Issuer EIN	(c) CUSIP #	(d) Date issued	(e) Issue price	(f) Description of purpose	(g) Defeased		(h) On behalf of issuer		(i) Pool financing	
							Yes	No	Yes	No	Yes	No
A	NH Health & Education Facilities Authority	02-0279866	644614K65	03-01-2011	50,095,322	Facility Improvements/Renovations		X		X		X
B	NH Health & Education Facilities Authority	02-0279866	644614Z85	02-01-2013	48,631,000	Facility Improvement Project & Advance Refund Series 2001 NHHEFA Bonds		X		X		X
C	NH Health & Education Facilities Authority	02-0279866		04-01-2013	32,421,000	Advance Refund the Series 2004 NHHEFA Hospital Revenue Bonds	X			X		X

Part II

Proceeds

		A		B		C		D	
1	Amount of bonds retired	27,995,000		27,675,000					
2	Amount of bonds legally defeased					31,800,000			
3	Total proceeds of issue	50,095,322		48,631,000		32,421,264			
4	Gross proceeds in reserve funds								
5	Capitalized interest from proceeds								
6	Proceeds in refunding escrows								
7	Issuance costs from proceeds	544,891		561,439		64,503			
8	Credit enhancement from proceeds								
9	Working capital expenditures from proceeds								
10	Capital expenditures from proceeds								
11	Other spent proceeds								
12	Other unspent proceeds								
13	Year of substantial completion	2012							
		Yes	No	Yes	No	Yes	No	Yes	No
14	Were the bonds issued as part of a current refunding issue?	X		X			X		
15	Were the bonds issued as part of an advance refunding issue?		X		X	X			
16	Has the final allocation of proceeds been made?	X			X	X			
17	Does the organization maintain adequate books and records to support the final allocation of proceeds?	X		X		X			

Part III

Private Business Use

		A		B		C		D	
		Yes	No	Yes	No	Yes	No	Yes	No
1	Was the organization a partner in a partnership, or a member of an LLC, which owned property financed by tax-exempt bonds?		X		X		X		
2	Are there any lease arrangements that may result in private business use of bond-financed property?		X		X		X		

Part III

Private Business Use (Continued)

		A		B		C		D	
		Yes	No	Yes	No	Yes	No	Yes	No
3a	Are there any management or service contracts that may result in private business use of bond-financed property?		X		X		X		
b	If "Yes" to line 3a, does the organization routinely engage bond counsel or other outside counsel to review any management or service contracts relating to the financed property?								
c	Are there any research agreements that may result in private business use of bond-financed property?		X		X		X		
d	If "Yes" to line 3c, does the organization routinely engage bond counsel or other outside counsel to review any research agreements relating to the financed property?								
4	Enter the percentage of financed property used in a private business use by entities other than a section 501(c)(3) organization or a state or local government								
5	Enter the percentage of financed property used in a private business use as a result of unrelated trade or business activity carried on by your organization, another section 501(c)(3) organization, or a state or local government								
6	Total of lines 4 and 5								
7	Does the bond issue meet the private security or payment test?		X		X		X		
8a	Has there been a sale or disposition of any of the bond financed property to a nongovernmental person other than a 501(c)(3) organization since the bonds were issued?		X		X		X		
b	If "Yes" to line 8a, enter the percentage of bond-financed property sold or disposed of								
c	If "Yes" to line 8a, was any remedial action taken pursuant to Regulations sections 1.141-12 and 1.145-2?								
9	Has the organization established written procedures to ensure that all nonqualified bonds of the issue are remediated in accordance with the requirements under Regulations sections 1.141-12 and 1.145-2?	X		X		X			

Part IV

Arbitrage

		A		B		C		D	
		Yes	No	Yes	No	Yes	No	Yes	No
1	Has the issuer filed Form 8038-T?		X		X		X		
2	If "No" to line 1, did the following apply?								
a	Rebate not due yet?		X	X		X			
b	Exception to rebate?		X		X		X		
c	No rebate due?	X			X		X		
	If you checked "No rebate due" in line 2c, provide in Part VI the date the rebate computation was performed								
3	Is the bond issue a variable rate issue?		X		X		X		
4a	Has the organization or the governmental issuer entered into a qualified hedge with respect to the bond issue?		X		X		X		
b	Name of provider								
c	Term of hedge								
d	Was the hedge superintegrated?								
e	Was the hedge terminated?								

Part IV

Arbitrage (Continued)

		A		B		C		D	
		Yes	No	Yes	No	Yes	No	Yes	No
5a	Were gross proceeds invested in a guaranteed investment contract (GIC)?	X			X		X		
b	Name of provider	Naxis Funding Corp							
c	Term of GIC	1 800000000000							
d	Was the regulatory safe harbor for establishing the fair market value of the GIC satisfied?		X						
6	Were any gross proceeds invested beyond an available temporary period?		X		X		X		
7	Has the organization established written procedures to monitor the requirements of section 148?	X		X		X			

Part V

Procedures To Undertake Corrective Action

	A		B		C		D	
	Yes	No	Yes	No	Yes	No	Yes	No
Has the organization established written procedures to ensure that violations of federal tax requirements are timely identified and corrected through the voluntary closing agreement program if self-remediation is not available under applicable regulations?	X		X		X			

Part VI

Supplemental Information. Provide additional information for responses to questions on Schedule K (see instructions).

Return Reference	Explanation
Date Rebate Computation Performed	Issuer Name NH Health & Education Facilities Authority Date the Rebate Computation was Performed 04/22/2013

SCHEDULE O

(Form 990 or 990-EZ)

Department of the Treasury
Internal Revenue Service

Supplemental Information to Form 990 or 990-EZ

Complete to provide information for responses to specific questions on
Form 990 or to provide any additional information.
▶ Attach to Form 990 or 990-EZ.
▶ Information about Schedule O (Form 990 or 990-EZ) and its instructions is at
www.irs.gov/form990.

OMB No 1545-0047

2013

Open to Public
Inspection

Name of the organization
Concord Hospital Inc

Employer identification number

22-2594672

Return Reference	Explanation
Form 990, Part VI, Section A, line 6	Capital Region Health Care Corporation, a charitable corporation, acting through its board of trustees, is the sole Member of the Hospital

Return Reference	Explanation
Form 990, Part VI, Section A, line 7a	The Board of Trustees shall be composed of not less than fourteen nor more than nineteen persons excluding ex-officio Trustees, the number to be established and elected by the Member

Return Reference	Explanation
Form 990, Part VI, Section A, line 7b	<p>The affairs of the Hospital shall be managed by the Trustees who shall have and may exercise all the powers of the Hospital except those reserved to the Member by law , the Articles of Agreement, or the Bylaws In addition -Any voluntary dissolution, merger or consolidation of the Hospital or the sale or transfer of all or substantially all of the Hospital's assets or the creation or acquisition of any subsidiary or affiliate corporation shall be subject to approval by the Member -Any amendment of the Hospital's Bylaws or Articles of Agreement shall be subject to approval by the Member -Any changes in the Hospital's non-profit status shall be subject to approval by the Member</p>

Return Reference	Explanation
Form 990, Part VI, Section B, line 11	The 990 is review ed in detail w ith the Audit Committee of the Board of Trustees All board members receive a copy of the 990 to review at a board meeting, prior to filing the report

Return Reference	Explanation
Form 990, Part VI, Section B, line 12c	Each Trustee, officer and committee member, upon entering the duties of his/her office and annually thereafter, will be advised of this policy and shall sign a statement acknowledging his/her understanding of and agreement to this policy Annual reviews will adhere to state regulations that require public notice for any significant pecuniary transaction

Return Reference	Explanation
Form 990, Part VI, Section B, line 15	<p>The evaluation of the performance of the Chief Executive Officer ("CEO") of Concord Hospital and its subsidiaries (collectively the "Hospital") is an important responsibility of the Board of Trustees (the "Board") and is vital in ensuring that the Hospital meets its mission. The Board has delegated the responsibility of initiating the process of conducting the CEO's performance evaluation and initiating the process of setting the CEO's compensation to the Board's Compensation Committee. The Compensation Committee also is charged with the responsibility of reviewing the appropriateness of the compensation of the Hospital's Chief Operating Officer, Chief Financial Officer, and Chief Medical Officer as proposed by the CEO. The Compensation Committee shall present its report of the CEO's annual performance to the Board for its further input and consideration. The Compensation Committee shall also make its recommendation to the Board concerning the CEO's compensation. Finally, the Compensation Committee shall make its recommendation to the Board concerning the compensation of the COO, CFO, and CMO. The Board shall review the recommendations of the Compensation Committee as to the compensation of the Hospital's CEO, COO, CFO, and CMO and shall set their compensation as the Board deems appropriate. Although the Hospital continues to value the role of Capital Region Health Care Corporation ("CRHC") and the Hospital's participation in that organization, the Board acknowledges that it is not the responsibility of the Board to evaluate or set the compensation of the Chief Executive Officer of CRHC. Neither is it the role of the Board of Trustees of CRHC to evaluate, or set the compensation of, the Hospital's CEO. Accordingly, CRHC's Board of Trustees is not involved in evaluating or setting the compensation of the Hospital's CEO. The Board acknowledges that the Hospital's CEO may also serve as the Chief Executive Officer of CRHC and that the Hospital may charge CRHC for these services. The Board may consider the comments of the Board of Trustees of CRHC, as outlined herein, when deemed relevant in evaluating the performance of the Hospital's CEO. The Board directs that the Compensation Committee and the Board itself, in their respective undertakings of recommending and setting the compensation of the Hospital's CEO, COO, CFO, and CMO, avoid conflicts of interest and be guided by the "rebuttable presumption of reasonableness" regulations under the so-called "Excess Benefit Transaction" provisions of the Internal Revenue Code ("IRC"). The Board authorizes the Compensation Committee to use such financial and advisory (e.g., legal counsel, consultant) resources as it reasonably deems appropriate to fulfill its duties in evaluating the CEO's performance and in making its recommendations to the Board regarding compensation for the CEO, COO, CFO, and CMO.</p>

Return Reference	Explanation
Form 990, Part VI, Section C, line 19	Yes, the organization makes all of this information available to the public. Audited financial statements and the most recent quarter ended financial statements are posted on the Hospital's web site, www.concordhospital.org . In addition to this, the Hospital sends its annual report, including a financial summary, to members of the community via the US Postal service. Governing documents and conflicts of interest filings adhere to state regulations that require public notice for any significant pecuniary transaction.

Return Reference	Explanation
Form 990, Part VII	At the end of December, 2013, Hospital President and CEO, Michael B. Green formally retired and stepped down from his position with Concord. Robert P. Steigmeyer became President and CEO effective January 2014. Because IRS instructions require that compensation and benefit information be reported on Form 990, Part VII on a calendar year basis, no compensation and benefits are reported on this Form 990 for Mr. Steigmeyer. The Organization's 2014 Form 990 will reflect Mr. Steigmeyer's compensation information, accordingly, he has not been included as an independent board member on this return.

Return Reference	Explanation
Form 990, Part XI, line 9	Pension Actuarial Loss -16,378,293

Return Reference	Explanation
Form 990, Part XII, Line 2c	There was no change in the process for oversight of the audit and compilation of financial statements for the fiscal year. The Board has a finance committee, which reviews the financial statements monthly. There is also an audit committee of the Board, which reviews the annual audit process and the selection of the independent accountant. The same independent firm of accountants performed the audit for the fiscal years ending 9/30/13 and 9/30/14.

SCHEDULE R

(Form 990)

Department of the Treasury
Internal Revenue Service

Related Organizations and Unrelated Partnerships

- ▶ Complete if the organization answered "Yes" on Form 990, Part IV, line 33, 34, 35b, 36, or 37.
▶ Attach to Form 990. ▶ See separate instructions.
▶ Information about Schedule R (Form 990) and its instructions is at www.irs.gov/form990.

OMB No 1545-0047

2013

Open to Public
Inspection

Name of the organization Concord Hospital Inc	Employer identification number 22-2594672
--	--

Part I Identification of Disregarded Entities

Complete if the organization answered "Yes" on Form 990, Part IV, line 33.

(a) Name, address, and EIN (if applicable) of disregarded entity	(b) Primary activity	(c) Legal domicile (state or foreign country)	(d) Total income	(e) End-of-year assets	(f) Direct controlling entity

Part II Identification of Related Tax-Exempt Organizations

Complete if the organization answered "Yes" on Form 990, Part IV, line 34 because it had one or more related tax-exempt organizations during the tax year.

(a) Name, address, and EIN of related organization	(b) Primary activity	(c) Legal domicile (state or foreign country)	(d) Exempt Code section	(e) Public charity status (if section 501(c)(3))	(f) Direct controlling entity	(g) Section 512(b)(13) controlled entity?	
						Yes	No
See Additional Data Table							

Part III

Identification of Related Organizations Taxable as a Partnership

Complete if the organization answered "Yes" on Form 990, Part IV, line 34 because it had one or more related organizations treated as a partnership during the tax year.

(a) Name, address, and EIN of related organization	(b) Primary activity	(c) Legal domicile (state or foreign country)	(d) Direct controlling entity	(e) Predominant income(related, unrelated, excluded from tax under sections 512- 514)	(f) Share of total income	(g) Share of end-of-year assets	(h) Dispropportionate allocations?		(i) Code V-UBI amount in box 20 of Schedule K-1 (Form 1065)	(j) General or managing partner?		(k) Percentage ownership
							Yes	No		Yes	No	
(1) Concord Imaging Center LLC 2 1/2 Beacon Street Concord, NH 03301 02-0436605	Provide radiology services to community	NH	N/A									
(2) Capital Orthopedic Surgery Center 250 Pleasant Street Concord, NH 03301 02-0522860	Provide medical care to community	NH	N/A									
(3) Concord Ambulatory Surgery Center LLC 60 Commerical Street Concord, NH 03301 20-1184704	Provide medical care to community	NH	N/A									
(4) Concord Endoscopy Center LLC 60 Commerical Street Concord, NH 03301 20-1184756	Provide medical care to community	NH	N/A									

Part IV

Identification of Related Organizations Taxable as a Corporation or Trust

Complete if the organization answered "Yes" on Form 990, Part IV, line 34 because it had one or more related organizations treated as a corporation or trust during the tax year.

(a) Name, address, and EIN of related organization	(b) Primary activity	(c) Legal domicile (state or foreign country)	(d) Direct controlling entity	(e) Type of entity (C corp, S corp, or trust)	(f) Share of total income	(g) Share of end-of- year assets	(h) Percentage ownership	(i) Section 512 (b)(13) controlled entity?	
								Yes	No
(1) Capital Region Health Services Corporation 250 Pleasant Street Concord, NH 03301 02-0428631	Medical services	NH	N/A	C					No
(2) Capital Region Primary Care Corporation 250 Pleasant Street Concord, NH 03301 02-0495275	Inactive	NH	Concord Hospital	C			100 000 %	Yes	

Part V

Transactions With Related Organizations

Complete if the organization answered "Yes" on Form 990, Part IV, line 34, 35b, or 36.

Note. Complete line 1 if any entity is listed in Parts II, III, or IV of this schedule

1 During the tax year, did the organization engage in any of the following transactions with one or more related organizations listed in Parts II-IV?

a Receipt of (i) interest (ii) annuities (iii) royalties or (iv) rent from a controlled entity

b Gift, grant, or capital contribution to related organization(s)

c Gift, grant, or capital contribution from related organization(s)

d Loans or loan guarantees to or for related organization(s)

e Loans or loan guarantees by related organization(s)

f Dividends from related organization(s)

g Sale of assets to related organization(s)

h Purchase of assets from related organization(s)

i Exchange of assets with related organization(s)

j Lease of facilities, equipment, or other assets to related organization(s)

k Lease of facilities, equipment, or other assets from related organization(s)

l Performance of services or membership or fundraising solicitations for related organization(s)

m Performance of services or membership or fundraising solicitations by related organization(s)

n Sharing of facilities, equipment, mailing lists, or other assets with related organization(s)

o Sharing of paid employees with related organization(s)

p Reimbursement paid to related organization(s) for expenses

q Reimbursement paid by related organization(s) for expenses

r Other transfer of cash or property to related organization(s)

s Other transfer of cash or property from related organization(s)

Yes

No

1a Yes

1b Yes

1c Yes

1d

1e

1f

1g

1h

1i

1j

1k Yes

1l

1m

1n

1o Yes

1p

1q Yes

1r

1s

2 If the answer to any of the above is "Yes," see the instructions for information on who must complete this line, including covered relationships and transaction thresholds

(a) Name of related organization	(b) Transaction type (a-s)	(c) Amount involved	(d) Method of determining amount involved
See Additional Data Table			

Schedule R (Form 990) 2013

Provide the following information for each entity taxed as a partnership through which the organization conducted more than five percent of its activities (measured by total assets or gross revenue) that was not a related organization. See instructions regarding exclusion for certain investment partnerships.

[illegible]

Part VII

Supplemental Information

Provide additional information for responses to questions on Schedule R (see instructions)

Return Reference	Explanation
Schedule R, Part III	In accordance with IRS instructions, the partnerships listed in Part III are being reported due to their control relationship with Capital Region Health Ventures Corp and the Hospital's control relationship with Capital Region Health Ventures Corp

Additional Data

Software ID:

Software Version:

EIN: 22-2594672

Name: Concord Hospital Inc

Form 990, Schedule R, Part II - Identification of Related Tax-Exempt Organizations

(a) Name, address, and EIN of related organization	(b) Primary activity	(c) Legal domicile (state or foreign country)	(d) Exempt Code section	(e) Public charity status (if section 501(c)(3))	(f) Direct controlling entity	(g) Section 512 (b)(13) controlled entity?	
						Yes	No
(1) Capital Region Health Care Corporation 250 Pleasant Street Concord, NH 03301 02-0222123	Promote comprehensive health service system	NH	501(c)(3)	Line 11a, I	N/A		No
(1) Capital Region Health Physicians Group 250 Pleasant Street Concord, NH 03301 02-0481705	Inactive	NH	501(c)(3)	Line 9	Concord Hospital	Yes	
(2) Capital Region Health Ventures Corp 250 Pleasant Street Concord, NH 03301 02-0438264	Provide medical care to community	NH	501(c)(3)	Line 11b, II	Concord Hospital	Yes	
(3) Capital Region Health Care Development Corporation 250 Pleasant Street Concord, NH 03301 02-0429749	Support Concord Hospital & other affiliates	NH	501(c)(2)		Concord Hospital	Yes	
(4) Concord Regional Visiting Nurse Association Inc PO Box 1797 Concord, NH 033021797 02-0222122	Home health care & hospice services	NH	501(c)(3)	Line 9	Capital Region Health Care Corp		No
(5) Riverbend Community Mental Health Inc 3-5 North State Street Concord, NH 033022032 02-0264383	Multi-service team	NH	501(c)(3)	Line 7	N/A		No
(6) CHDHC Inc 250 Pleasant Street Concord, NH 03301 02-0519680	Provide health services to Concord community	NH	501(c)(3)	Line 9	Concord Hospital	Yes	
(7) Concord Hospital Trust 250 Pleasant Street Concord, NH 03301 26-0378710	Fundraising	NH	501(c)(3)	Line 11a, I	Concord Hospital	Yes	

Form 990, Schedule R, Part V - Transactions With Related Organizations

(a) Name of other organization	(b) Transaction type(a-s)	(c) Amount Involved	(d) Method of determining amount involved
Capital Region Health Care Development Corp	A	1,441,706	Actual per books
Capital Region Health Care Corp	A	100,530	Actual per books
Capital Region Health Care Corp	B	165,996	Actual per books
CHDHC	B	174,705	Actual per books
Capital Region Health Care Ventures Corp	C	6,359,265	Actual per books
Capital Region Health Care Services Corp	C	437,926	Actual per books
Capital Region Health Care Development Corp	K	2,903,387	Actual per books
Capital Region Health Care Development Corp	O	490,719	Actual per books
Capital Region Health Care Ventures Corp	O	812,372	Actual per books
CHDHC	O	42,311	Actual per books
Concord Hospital Trust	O	560,275	Actual per books
Capital Region Health Care Development Corp	Q	161,313	Actual per books
Capital Region Health Care Ventures Corp	Q	683,338	Actual per books
CHDHC	Q	132,394	Actual per books
Concord Hospital Trust	Q	441,555	Actual per books

**Concord Hospital, Inc.
and Subsidiaries**

**Audited Consolidated Financial Statements
and Additional Information**

*Years Ended September 30, 2014 and 2013
With Independent Auditors' Report*

CONCORD HOSPITAL, INC. AND SUBSIDIARIES

Audited Consolidated Financial Statements and Additional Information

Years Ended September 30, 2014 and 2013

CONTENTS

Independent Auditors' Report	1
Audited Consolidated Financial Statements:	
Consolidated Balance Sheets	2
Consolidated Statements of Operations	4
Consolidated Statements of Changes in Net Assets	5
Consolidated Statements of Cash Flows	6
Notes to Consolidated Financial Statements	7
Additional Information:	
Independent Auditors' Report on Additional Information	36
Consolidating Balance Sheet	37
Consolidating Statement of Operations	39

BAKER NEWMAN NOYES

INDEPENDENT AUDITORS' REPORT

The Board of Trustees
Concord Hospital, Inc.

We have audited the accompanying consolidated financial statements of Concord Hospital, Inc. and Subsidiaries (the System), which comprise the consolidated balance sheets as of September 30, 2014 and 2013, and the related consolidated statements of operations, changes in net assets and cash flows for the years then ended, and the related notes to the consolidated financial statements.

Management's Responsibility for the Consolidated Financial Statements

Management is responsible for the preparation and fair presentation of these consolidated financial statements in accordance with accounting principles generally accepted in the United States of America; this includes the design, implementation, and maintenance of internal control relevant to the preparation and fair presentation of consolidated financial statements that are free from material misstatement, whether due to fraud or error.

Auditors' Responsibility

Our responsibility is to express an opinion on these consolidated financial statements based on our audits. We conducted our audits in accordance with auditing standards generally accepted in the United States of America. Those standards require that we plan and perform the audit to obtain reasonable assurance about whether the consolidated financial statements are free from material misstatement.

An audit involves performing procedures to obtain audit evidence about the amounts and disclosures in the consolidated financial statements. The procedures selected depend on the auditors' judgment, including the assessment of the risks of material misstatement of the consolidated financial statements, whether due to fraud or error. In making those risk assessments, the auditor considers internal control relevant to the entity's preparation and fair presentation of the consolidated financial statements in order to design audit procedures that are appropriate in the circumstances, but not for the purpose of expressing an opinion on the effectiveness of the entity's internal control. Accordingly, we express no such opinion. An audit also includes evaluating the appropriateness of accounting policies used and the reasonableness of significant accounting estimates made by management, as well as evaluating the overall presentation of the consolidated financial statements.

We believe that the audit evidence we have obtained is sufficient and appropriate to provide a basis for our audit opinion.

Opinion

In our opinion, the consolidated financial statements referred to above present fairly, in all material respects, the financial position of the System as of September 30, 2014 and 2013, and the results of its operations, changes in its net assets and its cash flows for the years then ended in accordance with accounting principles generally accepted in the United States of America.

Baker Newman & Noyes

Manchester, New Hampshire
December 8, 2014

Limited Liability Company

CONCORD HOSPITAL, INC. AND SUBSIDIARIES

CONSOLIDATED BALANCE SHEETS

September 30, 2014 and 2013

ASSETS (In thousands)

	<u>2014</u>	<u>2013</u>
Current assets:		
Cash and cash equivalents	\$ 12,953	\$ 24,006
Investments	12,390	2,384
Accounts receivable, less allowance for doubtful accounts of \$16,339 in 2014 and \$19,695 in 2013	46,896	46,061
Due from affiliates	438	584
Supplies	1,443	1,153
Prepaid expenses and other current assets	<u>5,927</u>	<u>5,983</u>
Total current assets	80,047	80,171
Assets whose use is limited or restricted:		
Board designated	263,225	230,143
Funds held by trustee:		
Workers' compensation reserves and self-insurance escrows	10,499	9,212
Construction fund	—	10,398
Donor-restricted	<u>34,932</u>	<u>32,367</u>
Total assets whose use is limited or restricted	308,656	282,120
Other noncurrent assets:		
Due from affiliates, net of current portion	2,428	2,779
Bond issuance costs and other assets	<u>24,613</u>	<u>18,651</u>
Total other noncurrent assets	27,041	21,430
Property and equipment:		
Land and land improvements	5,370	5,394
Buildings	175,689	166,951
Equipment	214,922	205,283
Construction in progress	<u>10,414</u>	<u>9,286</u>
	406,395	386,914
Less accumulated depreciation	<u>(255,381)</u>	<u>(230,767)</u>
Net property and equipment	<u>151,014</u>	<u>156,147</u>
	<u>\$ 566,758</u>	<u>\$ 539,868</u>

(In thousands)

See accompanying notes.

CONCORD HOSPITAL, INC. AND SUBSIDIARIES

CONSOLIDATED STATEMENTS OF OPERATIONS

Years Ended September 30, 2014 and 2013
(In thousands)

	<u>2014</u>	<u>2013</u>
Unrestricted revenue and other support.		
Net patient service revenue, net of contractual allowances and discounts	\$442,951	\$432,232
Provision for doubtful accounts	<u>(32,476)</u>	<u>(31,493)</u>
Net patient service revenue less provision for doubtful accounts	410,475	400,739
Other revenue	23,387	24,140
Disproportionate share revenue	5,099	—
Net assets released from restrictions for operations	<u>1,354</u>	<u>1,886</u>
Total unrestricted revenue and other support	440,315	426,765
Expenses:		
Salaries and wages	186,457	180,716
Employee benefits	48,346	45,644
Supplies and other	76,206	76,347
Purchased services	61,668	59,783
Professional fees	2,670	3,170
Depreciation and amortization	25,397	25,047
Medicaid enhancement tax	16,437	16,541
Interest expense	<u>4,057</u>	<u>4,720</u>
Total expenses	<u>421,238</u>	<u>411,968</u>
Income from operations	19,077	14,797
Nonoperating income (loss):		
Unrestricted gifts and bequests	218	159
Investment income and other	9,923	92
Loss on extinguishment of debt	<u>—</u>	<u>(3,169)</u>
Total nonoperating income (loss)	<u>10,141</u>	<u>(2,918)</u>
Excess of revenues and gains over expenses	\$ <u>29,218</u>	\$ <u>11,879</u>

See accompanying notes.

CONCORD HOSPITAL, INC. AND SUBSIDIARIES

CONSOLIDATED STATEMENTS OF CHANGES IN NET ASSETS

Years Ended September 30, 2014 and 2013
(In thousands)

	<u>2014</u>	<u>2013</u>
Unrestricted net assets:		
Excess of revenues and gains over expenses	\$ 29,218	\$ 11,879
Net unrealized gains on investments	2,627	22,870
Net transfers from affiliates	312	295
Net assets released from restrictions used for purchases of property and equipment	62	112
Pension adjustment	<u>(16,378)</u>	<u>26,967</u>
Increase in unrestricted net assets	15,841	62,123
Temporarily restricted net assets:		
Restricted contributions and pledges	1,157	1,285
Restricted investment income	984	66
Contributions to affiliates and other community organizations	(146)	(135)
Net unrealized gains on investments	383	2,019
Net assets released from restrictions for operations	(1,354)	(1,886)
Net assets released from restrictions used for purchases of property and equipment	<u>(62)</u>	<u>(112)</u>
Increase in temporarily restricted net assets	962	1,237
Permanently restricted net assets:		
Restricted contributions and pledges	1,211	1,022
Unrealized gains on trusts administered by others	<u>392</u>	<u>466</u>
Increase in permanently restricted net assets	<u>1,603</u>	<u>1,488</u>
Increase in net assets	18,406	64,848
Net assets, beginning of year	<u>295,313</u>	<u>230,465</u>
Net assets, end of year	<u>\$313,719</u>	<u>\$295,313</u>

See accompanying notes.

CONCORD HOSPITAL, INC. AND SUBSIDIARIES

CONSOLIDATED STATEMENTS OF CASH FLOWS

Years Ended September 30, 2014 and 2013
(In thousands)

	<u>2014</u>	<u>2013</u>
Cash flows from operating activities:		
Increase in net assets	\$ 18,406	\$ 64,848
Adjustments to reconcile increase in net assets to net cash provided by operating activities:		
Restricted contributions and pledges	(2,368)	(2,307)
Depreciation and amortization	25,397	25,047
Net realized and unrealized gains on investments	(12,123)	(23,589)
Bond premium amortization	(154)	(202)
Loss on extinguishment of debt	—	3,169
Provision for doubtful accounts	32,476	31,493
Equity in earnings of affiliates, net	(6,121)	(5,835)
(Gain) loss on disposal of property and equipment	(55)	56
Pension adjustment	16,378	(26,967)
Changes in operating assets and liabilities:		
Accounts receivable	(33,311)	(35,940)
Supplies, prepaid expenses and other current assets	(234)	(1,944)
Other assets	(6,279)	(11,973)
Due from affiliates	497	44
Accounts payable and accrued expenses	(1,374)	(414)
Accrued compensation and related expenses	2,536	1,071
Accrual for estimated third-party payor settlements	434	3,257
Accrued pension and other long-term liabilities	<u>(2,289)</u>	<u>8,069</u>
Net cash provided by operating activities	31,816	27,883
Cash flows from investing activities:		
Increase in property and equipment, net	(20,148)	(23,961)
Purchases of investments	(50,714)	(161,265)
Proceeds from sales of investments	26,381	127,222
Equity distributions from affiliates	<u>6,377</u>	<u>6,152</u>
Net cash used by investing activities	(38,104)	(51,852)
Cash flows from financing activities:		
Proceeds from long-term debt	—	81,052
Payments on long-term debt	(7,932)	(67,646)
Change in short-term notes payable	885	326
Bond issuance costs	—	(766)
Restricted contributions and pledges	<u>2,282</u>	<u>2,289</u>
Net cash (used) provided by financing activities	<u>(4,765)</u>	<u>15,255</u>
Net decrease in cash and cash equivalents	(11,053)	(8,714)
Cash and cash equivalents at beginning of year	<u>24,006</u>	<u>32,720</u>
Cash and cash equivalents at end of year	\$ <u>12,953</u>	\$ <u>24,006</u>

See accompanying notes.

CONCORD HOSPITAL, INC. AND SUBSIDIARIES

NOTES TO CONSOLIDATED FINANCIAL STATEMENTS

September 30, 2014 and 2013
(In thousands)

1. Description of Organization and Summary of Significant Accounting Policies

Organization

Concord Hospital, Inc.. (the Hospital) located in Concord, New Hampshire, is a not-for-profit acute care hospital. The Hospital provides inpatient, outpatient, emergency care and physician services for residents within its geographic region. Admitting physicians are primarily practitioners in the local area. The Hospital is controlled by Capital Regional Health Care Corporation (CRHC).

In 1985, the then Concord Hospital underwent a corporate reorganization in which it was renamed and became CRHC. At the same time, the Hospital was formed as a new entity. All assets and liabilities of the former hospital, now CRHC, with the exception of its endowments and restricted funds, were conveyed to the new Hospital. The endowments were held by CRHC for the benefit of the Hospital, which is the true party in interest. Effective October 1, 1999, CRHC transferred these funds to the Hospital.

In March 2009, Concord Hospital created The Concord Hospital Trust (the Trust), a separately incorporated, not-for-profit organization to serve as the Hospital's philanthropic arm. In establishing the Trust, the Hospital transferred philanthropic permanent and temporarily restricted funds, including board designated funds, endowments, indigent care funds and specific purpose funds, to the newly formed organization together with the stewardship responsibility to direct monies available to support the Hospital's charitable mission and reflect the specific intentions of the donors who made these gifts. Concord Hospital and the Trust constitute the Obligated Group at September 30, 2014 and 2013 to certain debt described in Note 6.

Subsidiaries of the Hospital include.

Capital Region Health Care Development Corporation (CRHCDC) is a not-for-profit real estate corporation that owns and operates medical office buildings and other properties

Capital Region Health Ventures Corporation (CRHVC) is a not-for-profit corporation that engages in health care delivery partnerships and joint ventures. It operates ambulatory surgery and diagnostic facilities in cooperation with other entities.

CH/DHC, Inc. d/b/a Dartmouth-Hitchcock-Concord (CH/DHC) is a not-for-profit corporation that provides clinical medical services through a multi-specialty group practice. CH/DHC was formed under a joint agreement between the Hospital and DH-Concord.

The Hospital, its subsidiaries and the Trust are collectively referred to as the System. The consolidated financial statements include the accounts of the Hospital, the Trust, CRHCDC, CRHVC and CH/DHC. All significant intercompany balances and transactions have been eliminated in consolidation.

CONCORD HOSPITAL, INC. AND SUBSIDIARIES

NOTES TO CONSOLIDATED FINANCIAL STATEMENTS

September 30, 2014 and 2013
(In thousands)

1. Description of Organization and Summary of Significant Accounting Policies (Continued)

Use of Estimates

The preparation of financial statements in conformity with accounting principles generally accepted in the United States of America requires management to make estimates and assumptions that affect the reported amounts of assets and liabilities and disclosure of contingent assets and liabilities at the date of the consolidated financial statements, and the reported amounts of revenues and expenses during the reporting period. Actual results could differ from those estimates. The most significant areas which are affected by the use of estimates include the allowance for doubtful accounts and contractual adjustments, estimated third-party payor settlements, and actuarial assumptions used in determining pension expense, health benefit plan expense, workers' compensation costs and malpractice losses.

Concentration of Credit Risk

Financial instruments which subject the Hospital to credit risk consist primarily of cash equivalents, accounts receivable and investments. The risk with respect to cash equivalents is minimized by the Hospital's policy of investing in financial instruments with short-term maturities issued by highly rated financial institutions. The Hospital's accounts receivable are primarily due from third-party payors and amounts are presented net of expected contractual allowances and uncollectible amounts. The Hospital's investment portfolio consists of diversified investments, which are subject to market risk. The State Street S&P 500 CTF exceeded 10% of investments as of September 30, 2014 and 2013.

Cash and Cash Equivalents

Cash and cash equivalents include money market funds and secured repurchase agreements with original maturities of three months or less, excluding assets whose use is limited or restricted.

The Hospital maintains its cash in bank deposit accounts which, at times, may exceed federally insured limits. The Hospital has not experienced any losses on such accounts.

Supplies

Supplies are carried at the lower of cost, determined on a weighted-average method, or market.

Assets Whose Use is Limited or Restricted

Assets whose use is limited or restricted include assets held by trustees under indenture agreements, workers' compensation reserves, quasi-endowment funds, designated assets set aside by the Board of Trustees, over which the Board retains control and may, at its discretion, subsequently use for other purposes, and donor-restricted investments.

CONCORD HOSPITAL, INC. AND SUBSIDIARIES

NOTES TO CONSOLIDATED FINANCIAL STATEMENTS

September 30, 2014 and 2013
(In thousands)

1. Description of Organization and Summary of Significant Accounting Policies (Continued)

Investments and Investment Income

Investments are carried at fair value in the accompanying consolidated balance sheets. Investment income (including realized gains and losses on investments, interest and dividends) is included in the excess of revenues and gains over expenses unless the income is restricted by donor or law. Gains and losses on investments are computed on a specific identification basis. Unrealized gains and losses on investments are excluded from the excess of revenues and gains over expenses unless the investments are classified as trading securities or losses are considered other-than-temporary. Periodically, management reviews investments for which the market value has fallen significantly below cost and recognizes impairment losses where they believe the declines are other-than-temporary.

Beneficial Interest in Perpetual Trusts

The System has an irrevocable right to receive income earned on certain trust assets established for its benefit. Distributions received by the System are unrestricted. The System's interest in the fair value of the trust assets is included in assets whose use is limited. Changes in the fair value of beneficial trust assets are reported as increases or decreases to permanently restricted net assets.

Investment Policies

The System's investment policies provide guidance for the prudent and skillful management of invested assets with the objective of preserving capital and maximizing returns. The invested assets include endowment, specific purpose and board designated (unrestricted) funds.

Endowment funds are identified as permanent in nature, intended to provide support for current or future operations and other purposes identified by the donor. These funds are managed with disciplined longer-term investment objectives and strategies designed to accommodate relevant, reasonable, or probable events.

Temporarily restricted funds are temporary in nature, restricted as to time or purpose as identified by the donor or grantor. These funds have various intermediate/long-term time horizons associated with specific identified spending objectives.

Board designated funds have various intermediate/long-term time horizons associated with specific spending objectives as determined by the Board of Trustees.

Management of these assets is designed to increase, with minimum risk, the inflation adjusted principal and income of the endowment funds over the long term. The System targets a diversified asset allocation that places emphasis on achieving its long-term return objectives within prudent risk constraints.

CONCORD HOSPITAL, INC. AND SUBSIDIARIES

NOTES TO CONSOLIDATED FINANCIAL STATEMENTS

September 30, 2014 and 2013

(In thousands)

1. **Description of Organization and Summary of Significant Accounting Policies (Continued)**

Spending Policy for Appropriation of Assets for Expenditure

In accordance with the *Uniform Prudent Management of Institutional Funds Act* (UPMIFA), the System considers the following factors in making a determination to appropriate or accumulate donor-restricted endowment funds: (a) the duration and preservation of the fund; (b) the purpose of the organization and the donor-restricted endowment fund; (c) general economic conditions; (d) the possible effect of inflation and deflation; (e) the expected total return from income and the appreciation of investments; (f) other resources of the organization; and (g) the investment policies of the organization.

Spending policies may be adopted by the System, from time to time, to provide a stream of funding for the support of key programs. The spending policies are structured in a manner to ensure that the purchasing power of the assets is maintained while providing the desired level of annual funding to the programs. The System has a current spending policy on various funds currently equivalent to 5% of twelve-quarter moving average of the funds' total market value.

Accounts Receivable and the Allowance for Doubtful Accounts

Accounts receivable are reduced by an allowance for doubtful accounts. In evaluating the collectibility of accounts receivable, the System analyzes its past history and identifies trends for each of its major payor sources of revenue to estimate the appropriate allowance for doubtful accounts and provision for doubtful accounts. Management regularly reviews data about these major payor sources of revenue in evaluating the sufficiency of the allowance for doubtful accounts. For receivables associated with services provided to patients who have third-party coverage, the System analyzes contractually due amounts and provides an allowance for doubtful accounts and a provision for doubtful accounts, if necessary (for example, for expected uncollectible deductibles and copayments on accounts for which the third-party payor has not yet paid, or for payors who are known to be having financial difficulties that make the realization of amounts due unlikely). For receivables associated with self-pay patients (which includes both patients without insurance and patients with deductible and copayment balances due for which third-party coverage exists for part of the bill), the System records a provision for doubtful accounts in the period of service on the basis of its past experience, which indicates that many patients are unable or unwilling to pay the portion of their bill for which they are financially responsible. The difference between the standard rates (or the discounted rates if negotiated) and the amounts actually collected after all reasonable collection efforts have been exhausted is charged off against the allowance for doubtful accounts.

The System's allowance for doubtful accounts for self-pay patients represented 87% of self-pay accounts receivable at September 30, 2014 and 2013. The total provision for the allowance for doubtful accounts was \$32,476 and \$31,493 for the years ended September 30, 2014 and 2013, respectively. The System also allocates a portion of the allowance and provision for doubtful accounts to charity care, which is reflected within net patient service revenue, net of contractual allowance and discounts, in the accompanying consolidated statements of operations. The System's self-pay bad debt writeoffs increased \$212, from \$32,284 in 2013 to \$32,496 in 2014. The change in bad debt writeoffs was a result of collection trends.

CONCORD HOSPITAL, INC. AND SUBSIDIARIES

NOTES TO CONSOLIDATED FINANCIAL STATEMENTS

September 30, 2014 and 2013

(In thousands)

1. **Description of Organization and Summary of Significant Accounting Policies (Continued)**

Property and Equipment

Property and equipment is stated at cost at time of purchase, or at fair value at time of donation for assets contributed, less any reductions in carrying value for impairment and less accumulated depreciation. The System's policy is to capitalize expenditures for major improvements and charge maintenance and repairs currently for expenditures which do not extend the lives of the related assets. Depreciation is computed using the straight-line method in a manner intended to amortize the cost of the related assets over their estimated useful lives. For the years ended September 30, 2014 and 2013, depreciation expense was \$25,336 and \$24,859, respectively.

The System has also capitalized certain costs associated with property and equipment not yet in service. Construction in progress includes amounts incurred related to major construction projects, other renovations, and other capital equipment purchased but not yet placed in service. Interest capitalized as part of construction projects was \$23 during 2013. There was no interest capitalized during 2014.

Gifts of long-lived assets such as land, buildings or equipment are reported as unrestricted support, and are excluded from the excess of revenues and gains over expenses, unless explicit donor stipulations specify how the donated assets must be used. Gifts of long-lived assets with explicit restrictions that specify how the assets are to be used, and gifts of cash or other assets that must be used to acquire long-lived assets, are reported as restricted support. Absent explicit donor stipulations about how long those long-lived assets must be maintained, expirations of donor restrictions are reported when the donated or acquired long-lived assets are placed in service.

Federal Grant Revenue and Expenditures

Revenues and expenses under federal grant programs are recognized as the grant expenditures are incurred.

Bond Issuance Costs/Original Issue Discount or Premium

Bond issuance costs incurred to obtain financing for construction and renovation projects and the original issue discount or premium are being amortized by the straight-line method, which approximates the effective interest method, over the life of the respective bonds. The original issue discount or premium is presented as a component of bonds payable.

Charity Care

The System provides care to patients who meet certain criteria under its charity care policy without charge or at amounts less than its established rates (Note 11). Because the System does not pursue collection of amounts determined to qualify as charity care, they are not reported as revenue. The System determines the costs associated with providing charity care by calculating a ratio of cost to gross charges, and then multiplying that ratio by the gross uncompensated charges associated with providing care to patients eligible for free care. Funds received from gifts and grants to subsidize charity services provided for the years ended September 30, 2014 and 2013 were approximately \$349 and \$607, respectively.

CONCORD HOSPITAL, INC. AND SUBSIDIARIES

NOTES TO CONSOLIDATED FINANCIAL STATEMENTS

September 30, 2014 and 2013
(In thousands)

1. Description of Organization and Summary of Significant Accounting Policies (Continued)

Temporarily and Permanently Restricted Net Assets

Gifts are reported as either temporarily or permanently restricted support if they are received with donor stipulations that limit the use of donated assets. Temporarily restricted net assets are those whose use has been limited by donors to a specific time period or purpose. When a donor restriction expires (when a stipulated time restriction ends or purpose restriction is accomplished), temporarily restricted net assets are reclassified as unrestricted net assets and reported as either net assets released from restrictions for operations (for noncapital related items) or as net assets released from restrictions used for purchases of property and equipment (capital related items). Permanently restricted net assets have been restricted by donors to be maintained in perpetuity.

Donor-restricted contributions whose restrictions are met within the same year as received are reported as unrestricted contributions in the accompanying consolidated financial statements.

Net Patient Service Revenue

The System has agreements with third-party payors that provide for payments to the System at amounts different from its established rates. Payment arrangements include prospectively determined rates per discharge, reimbursed costs, discounted charges, per diem payments and fee schedules. Net patient service revenue is reported at the estimated net realizable amounts from patients, third-party payors and others for services rendered, including estimated retroactive adjustments under reimbursement agreements with third-party payors. Retroactive adjustments are accrued on an estimated basis in the period the related services are rendered and adjusted in future periods as final settlements are determined. Changes in these estimates are reflected in the financial statements in the year in which they occur. For the years ended September 30, 2014 and 2013, net patient service revenue in the accompanying consolidated statements of operations increased by approximately \$2,914 and \$1,366, respectively, due to actual settlements and changes in assumptions underlying estimated future third-party settlements.

Revenues from the Medicare and Medicaid programs accounted for approximately 27% and 3% and 28% and 3% of the System's net patient service revenue for the years ended September 30, 2014 and 2013, respectively. Laws and regulations governing the Medicare and Medicaid programs are complex and subject to interpretation.

The Hospital recognizes patient service revenue associated with services provided to patients who have third-party payor coverage on the basis of contractual rates for the services rendered. For uninsured patients, the Hospital provides a discount approximately equal to that of its largest private insurance payors. On the basis of historical experience, a significant portion of the Hospital's uninsured patients will be unable or unwilling to pay for the services provided. Thus, the Hospital records a significant provision for doubtful accounts related to uninsured patients in the period the services are provided.

CONCORD HOSPITAL, INC. AND SUBSIDIARIES

NOTES TO CONSOLIDATED FINANCIAL STATEMENTS

September 30, 2014 and 2013
(In thousands)

1. Description of Organization and Summary of Significant Accounting Policies (Continued)

Donor-Restricted Gifts

Unconditional promises to give cash and other assets to the System are reported at fair value at the date the promise is received. Conditional promises to give and intentions to give are reported at fair value at the date the condition is met. The gifts are reported as either temporarily or permanently restricted support if they are received with donor stipulations that limit the use of donated assets.

Excess of Revenues and Gains Over Expenses

The System has deemed all activities as ongoing, major or central to the provision of health care services and, accordingly, they are reported as operating revenue and expenses, except for unrestricted contributions and pledges, the related philanthropy expenses, investment income and loss on extinguishment of debt which are recorded as nonoperating income (loss).

The consolidated statements of operations also include excess of revenues and gains over expenses. Changes in unrestricted net assets which are excluded from excess of revenues and gains over expenses, consistent with industry practice, include the change in net unrealized gains and losses on investments other than trading securities or losses considered other than temporary, permanent transfers of assets to and from affiliates for other than goods and services, the minimum pension liability adjustment and contributions of long-lived assets (including assets acquired using contributions which by donor restriction were to be used for the purposes of acquiring such assets).

Estimated Workers' Compensation and Health Care Claims

The provision for estimated workers' compensation and health care claims includes estimates of the ultimate costs for both reported claims and claims incurred but not reported.

Income Taxes

The Hospital, CRHCDC, CRHVC, CH/DHC and the Trust are not-for-profit corporations as described in Section 501(c)(3) of the Internal Revenue Code, and are exempt from federal income taxes on related income pursuant to Section 501(a) of the Code. Management evaluated the System's tax positions and concluded the System has maintained its tax-exempt status, does not have any significant unrelated business income and had taken no uncertain tax positions that require adjustment to or disclosure in the accompanying consolidated financial statements. With few exceptions, the System is no longer subject to income tax examination by the U.S. federal or state tax authorities for years before 2011.

Advertising Costs

The System expenses advertising costs as incurred, and such costs totaled approximately \$215 and \$184 for the years ended September 30, 2014 and 2013, respectively.

CONCORD HOSPITAL, INC. AND SUBSIDIARIES

NOTES TO CONSOLIDATED FINANCIAL STATEMENTS

September 30, 2014 and 2013

(In thousands)

1. **Description of Organization and Summary of Significant Accounting Policies (Continued)**

Subsequent Events

Management of the System evaluated events occurring between the end of its fiscal year and December 8, 2014, the date the consolidated financial statements were available to be issued.

2. **Transactions With Affiliates**

The System provides funds to CRHC and its affiliates which are used for a variety of purposes. The System records the transfer of funds to CRHC and the other affiliates as either receivables or directly against net assets, depending on the intended use and repayment requirements of the funds. Generally, funds transferred for start-up costs of new ventures or capital related expenditures are recorded as charges against net assets. For the years ended September 30, 2014 and 2013, transfers made to CRHC were \$(125) and \$(212), respectively, and transfers received from Capital Region Health Care Services Corporation (CRHCSC) were \$437 and \$507, respectively.

A brief description of affiliated entities is as follows:

- CRHCSC is a for-profit provider of health care services, including an eye surgery center and assisted living facility.
- Concord Regional Visiting Nurse Association, Inc. and Subsidiary (CRVNA) provides home health care services.
- Riverbend, Inc. provides behavioral health services.

Amounts due the System, primarily from joint ventures, totaled \$2,866 and \$3,363 at September 30, 2014 and 2013, respectively. Amounts have been classified as current or long-term depending on the intentions of the parties involved. Beginning in 1999, the Hospital began charging interest on a portion of the receivables (\$931 and \$968 at September 30, 2014 and 2013, respectively) with principal and interest (6.75% at September 30, 2014) payments due monthly. Interest income amounted to \$64 and \$67 for the years ended September 30, 2014 and 2013, respectively.

Contributions to affiliates and other community organizations from temporarily restricted net assets were \$146 and \$135 in 2014 and 2013, respectively.

CONCORD HOSPITAL, INC. AND SUBSIDIARIES

NOTES TO CONSOLIDATED FINANCIAL STATEMENTS

September 30, 2014 and 2013
(In thousands)

3. Investments and Assets Whose Use is Limited or Restricted

Investments totaling \$12,390 and \$2,384 at September 30, 2014 and 2013, respectively, are comprised primarily of cash and cash equivalents. Assets whose use is limited or restricted are carried at fair value and consist of the following at September 30:

	<u>2014</u>	<u>2013</u>
Board designated funds:		
Cash and cash equivalents	\$ 2,598	\$ 2,416
Fixed income securities	38,060	36,488
Marketable equity and other securities	199,507	175,797
Inflation-protected securities	<u>23,060</u>	<u>15,442</u>
	263,225	230,143
Held by trustee for workers' compensation reserves:		
Fixed income securities	3,749	3,629
Health insurance and other escrow funds:		
Cash and cash equivalents	961	863
Fixed income securities	1,259	912
Marketable equity securities	<u>4,530</u>	<u>3,808</u>
	6,750	5,583
Held by trustee for construction fund:		
Cash equivalents	—	10,398
Donor restricted:		
Cash and cash equivalents	3,450	2,635
Fixed income securities	2,946	3,696
Marketable equity securities	15,487	13,961
Inflation-protected securities	1,785	1,290
Trust funds administered by others	11,070	10,678
Other	<u>194</u>	<u>107</u>
	<u>34,932</u>	<u>32,367</u>
	<u>\$308,656</u>	<u>\$282,120</u>

Included in marketable equity and other securities above are \$111,693 and \$80,648 at September 30, 2014 and 2013, respectively, in so called alternative investments. See also note 14.

CONCORD HOSPITAL, INC. AND SUBSIDIARIES

NOTES TO CONSOLIDATED FINANCIAL STATEMENTS

September 30, 2014 and 2013
(In thousands)

3. Investments and Assets Whose Use is Limited or Restricted (Continued)

Investment income, net realized gains and losses and net unrealized gains and losses on assets whose use is limited or restricted, cash and cash equivalents, and other investments are as follows at September 30.

	<u>2014</u>	<u>2013</u>
Unrestricted:		
Interest and dividends	\$ 3,173	\$ 2,936
Investment income from trust funds administered by others	533	496
Net realized gains (losses) on sales of investments	<u>7,987</u>	<u>(1,632)</u>
	11,693	1,800
Restricted:		
Interest and dividends	250	200
Net realized gains (losses) on sales of investments	<u>734</u>	<u>(134)</u>
	<u>984</u>	<u>66</u>
	<u>\$12,677</u>	<u>\$ 1,866</u>
Other changes in net assets:		
Net unrealized gains on investments:		
Unrestricted	\$ 2,627	\$22,870
Temporarily restricted	383	2,019
Permanently restricted	<u>392</u>	<u>466</u>
	<u>\$ 3,402</u>	<u>\$25,355</u>

In compliance with the System's spending policy, portions of investment income and related fees are recognized in other operating revenue on the accompanying consolidated statements of operations. Investment income reflected in other operating revenue was \$1,693 and \$1,550 in 2014 and 2013, respectively.

Investment management fees expensed and reflected in nonoperating income were \$884 and \$736 for the years ended September 30, 2014 and 2013, respectively.

CONCORD HOSPITAL, INC. AND SUBSIDIARIES

NOTES TO CONSOLIDATED FINANCIAL STATEMENTS

September 30, 2014 and 2013
(In thousands)

3. Investments and Assets Whose Use is Limited or Restricted (Continued)

The following summarizes the Hospital's gross unrealized losses and fair values, aggregated by investment category and length of time that individual securities have been in a continuous unrealized loss position at September 30, 2014 and 2013:

	<u>Less Than 12 Months</u>		<u>12 Months or Longer</u>		<u>Total</u>	
	<u>Fair</u>	<u>Unrealized</u>	<u>Fair</u>	<u>Unrealized</u>	<u>Fair</u>	<u>Unrealized</u>
	<u>Value</u>	<u>Losses</u>	<u>Value</u>	<u>Losses</u>	<u>Value</u>	<u>Losses</u>
<u>2014</u>						
Marketable equity securities	\$ 1,188	\$ (142)	\$34,834	\$ (1,687)	\$36,022	\$ (1,829)
Fund-of-funds	<u>17,772</u>	<u>(1,191)</u>	<u>16,417</u>	<u>(1,370)</u>	<u>34,189</u>	<u>(2,561)</u>
	<u>\$18,960</u>	<u>\$ (1,333)</u>	<u>\$51,251</u>	<u>\$ (3,057)</u>	<u>\$70,211</u>	<u>\$ (4,390)</u>
<u>2013</u>						
Marketable equity securities	\$41,047	\$ (882)	\$ 47	\$ (19)	\$41,094	\$ (901)
REIT	108	(3)	—	—	108	(3)
Fund-of-funds	<u>7,344</u>	<u>(658)</u>	<u>8,800</u>	<u>(981)</u>	<u>16,144</u>	<u>(1,639)</u>
	<u>\$48,499</u>	<u>\$ (1,543)</u>	<u>\$ 8,847</u>	<u>\$ (1,000)</u>	<u>\$57,346</u>	<u>\$ (2,543)</u>

In evaluating whether investments have suffered an other-than-temporary decline, based on input from outside investment advisors, management evaluated the amount of the decline compared to cost, the length of time and extent to which fair value has been less than cost, the underlying creditworthiness of the issuer, the fair values exhibited during the year, estimated future fair values and the System's intent and ability to hold the security until a recovery in fair value or maturity. Based on evaluations of the underlying issuers' financial condition, current trends and economic conditions, management believes that unrealized losses related to securities that have suffered an other-than-temporary decline in value are not material to these consolidated financial statements.

4. Defined Benefit Pension Plan

The System has a noncontributory defined benefit pension plan (the Plan), covering all eligible employees of the System and subsidiaries. The Plan is a cash balance plan that provides benefits based on an employee's years of service, age and the employee's compensation over those years. The System's funding policy is to contribute annually the amount needed to meet or exceed actuarially determined minimum funding requirements of the *Employee Retirement Income Security Act of 1974* (ERISA)

CONCORD HOSPITAL, INC. AND SUBSIDIARIES

NOTES TO CONSOLIDATED FINANCIAL STATEMENTS

September 30, 2014 and 2013
(In thousands)

4. Defined Benefit Pension Plan (Continued)

The System accounts for its defined benefit pension plan under ASC 715, *Compensation Retirement Benefits*. This Statement requires entities to recognize an asset or liability for the overfunded or underfunded status of their benefit plans in their financial statements.

The following table summarizes the Plan's funded status at September 30, 2014 and 2013:

	<u>2014</u>	<u>2013</u>
Pension benefits:		
Fair value of plan assets	\$ 151,055	\$ 131,706
Projected benefit obligation	<u>(199,121)</u>	<u>(172,761)</u>
	<u>\$ (48,066)</u>	<u>\$ (41,055)</u>
Activities for the year consist of:		
Benefit payments and administrative expenses	\$ 7,556	\$ 9,356
Net periodic benefit cost	9,333	10,923

The table below presents details about the System's defined benefit pension plan, including its funded status, components of net periodic benefit cost, and certain assumptions used in determining the funded status and cost:

	<u>2014</u>	<u>2013</u>
Change in benefit obligation:		
Benefit obligation at beginning of year	\$172,761	\$186,897
Service cost	8,447	8,711
Interest cost	9,052	7,940
Actuarial loss (gain)	16,417	(21,431)
Benefit payments and administrative expenses paid	<u>(7,556)</u>	<u>(9,356)</u>
Benefit obligation at end of year	<u>\$199,121</u>	<u>\$172,761</u>
Change in plan assets:		
Fair value of plan assets at beginning of year	\$131,706	\$117,798
Actual return on plan assets	8,205	11,264
Employer contributions	18,700	12,000
Benefit payments and administrative expenses paid	<u>(7,556)</u>	<u>(9,356)</u>
Fair value of plan assets at end of year	<u>\$151,055</u>	<u>\$131,706</u>
Funded status and amount recognized in noncurrent liabilities at September 30	<u>\$ (48,066)</u>	<u>\$ (41,055)</u>

CONCORD HOSPITAL, INC. AND SUBSIDIARIES

NOTES TO CONSOLIDATED FINANCIAL STATEMENTS

September 30, 2014 and 2013
(In thousands)

4. Defined Benefit Pension Plan (Continued)

Amounts recognized as a change in unrestricted net assets during the years ended September 30, 2014 and 2013 consist of:

	<u>2014</u>	<u>2013</u>
Net actuarial loss (gain)	\$ 19,115	\$ (22,539)
Net amortized loss	(2,770)	(4,492)
Prior service credit amortization	<u>33</u>	<u>64</u>
Total amount recognized	<u>\$ 16,378</u>	<u>\$ (26,967)</u>

Pension Plan Assets

The fair values of the System's pension plan assets and target allocations as of September 30, 2014 and 2013, by asset category are as follows (see Note 14 for level definitions).

	<u>Target Allo- cation 2014</u>	<u>Level 1</u>	<u>Level 2</u>	<u>Level 3</u>	<u>Total</u>	<u>Percentage of Plan Assets September 30, 2014</u>
Short-term investments:	0 – 20%					13%
Money market funds		\$ 19,389	\$ –	\$ –	\$ 19,389	
Equity securities:	40 – 80%					58%
Common stocks		8,040	–	–	8,040	
Mutual funds – international		13,288	–	–	13,288	
Common collective trust		–	24,154	–	24,154	
Funds-of-funds		–	3,831	37,393	41,224	
Fixed income securities:	5 – 80%					21%
Mutual funds – REIT		685	–	–	685	
Mutual funds – fixed income		27,054	–	–	27,054	
Funds-of-funds		–	–	4,545	4,545	
Hedge funds:	0 – 30%					8%
Inflation hedge		<u>–</u>	<u>12,676</u>	<u>–</u>	<u>12,676</u>	
		<u>\$ 68,456</u>	<u>\$ 40,661</u>	<u>\$ 41,938</u>	<u>\$ 151,055</u>	

CONCORD HOSPITAL, INC. AND SUBSIDIARIES

NOTES TO CONSOLIDATED FINANCIAL STATEMENTS

September 30, 2014 and 2013
(In thousands)

4. Defined Benefit Pension Plan (Continued)

	Target Allo- cation <u>2013</u>	<u>Level 1</u>	<u>Level 2</u>	<u>Level 3</u>	<u>Total</u>	Percentage of Plan Assets September 30, <u>2013</u>
Short-term investments:	0 – 5%					7%
Money market funds		\$ 9,186	\$ –	\$ –	\$ 9,186	
Equity securities:	40 – 70%					71%
Common stocks		6,960	–	–	6,960	
Mutual funds – international		36,542	–	–	36,542	
Common collective trust		–	20,170	–	20,170	
Funds-of-funds		–	3,672	26,582	30,254	
Fixed income securities:	10 – 60%					13%
Mutual funds – REIT		545	–	–	545	
Mutual funds – fixed income		11,529	–	–	11,529	
Funds-of-funds		–	–	4,568	4,568	
Hedge funds:	0 – 20%					9%
Inflation hedge		–	11,952	–	11,952	
		<u>\$64,762</u>	<u>\$35,794</u>	<u>\$31,150</u>	<u>\$131,706</u>	

The funds-of-funds are invested with seven investment managers and have various restrictions on redemptions. Five of the managers holding amounts totaling approximately \$31 million at September 30, 2014 allow for monthly redemptions, with notices ranging from 5 to 15 days. Two managers holding amounts totaling approximately \$15 million at September 30, 2014 allow for quarterly redemptions, with a notice of 45 or 65 days. Two of the funds also require a one-year lock on initial deposit of funds. One fund also may include a fee estimated to be equal to the cost the fund incurs in converting investments to cash (maximum of 1.5%).

The table below sets forth a summary of changes in plan assets using unobservable inputs (Level 3):

	<u>2014</u>	<u>2013</u>
Balance, beginning of year	\$31,150	\$33,772
Unrealized gains (losses) related to instruments still held at the reporting date	2,015	(566)
Purchases	8,984	4,000
Sales	<u>(211)</u>	<u>(6,056)</u>
Balance, end of year	<u>\$41,938</u>	<u>\$31,150</u>

CONCORD HOSPITAL, INC. AND SUBSIDIARIES

NOTES TO CONSOLIDATED FINANCIAL STATEMENTS

September 30, 2014 and 2013

(In thousands)

4. Defined Benefit Pension Plan (Continued)

The System considers various factors in estimating the expected long-term rate of return on plan assets. Among the factors considered include the historical long-term returns on plan assets, the current and expected allocation of plan assets, input from the System's actuaries and investment consultants, and long-term inflation assumptions. The System's expected allocation of plan assets is based on a diversified portfolio consisting of domestic and international equity securities, fixed income securities, and real estate.

The System's investment policy for its pension plan is to balance risk and returns using a diversified portfolio consisting primarily of high quality equity and fixed income securities. To accomplish this goal, plan assets are actively managed by outside investment managers with the objective of optimizing long-term return while maintaining a high standard of portfolio quality and proper diversification. The System monitors the maturities of fixed income securities so that there is sufficient liquidity to meet current benefit payment obligations. The System's Investment Committee provides oversight of the plan investments and the performance of the investment managers.

Amounts included in expense during fiscal 2014 and 2013 consist of:

	<u>2014</u>	<u>2013</u>
Components of net periodic benefit cost:		
Service cost	\$ 8,447	\$ 8,711
Interest cost	9,052	7,940
Expected return on plan assets	(10,903)	(10,156)
Amortization of prior service cost and gains and losses	<u>2,737</u>	<u>4,428</u>
Net periodic benefit cost	<u>\$ 9,333</u>	<u>\$ 10,923</u>

The accumulated benefit obligations for the plan at September 30, 2014 and 2013 were \$187,040 and \$161,290, respectively.

	<u>2014</u>	<u>2013</u>
Weighted average assumptions to determine benefit obligation:		
Discount rate	4.78%	5.38%
Rate of compensation increase	2.00	2.00
Weighted average assumptions to determine net periodic benefit cost:		
Discount rate	5.38%	4.40%
Expected return on plan assets	8.00	8.00
Cash balance credit rate	5.00	5.00
Rate of compensation increase	2.00	2.00

In selecting the long-term rate of return on plan assets, the System considered the average rate of earnings expected on the funds invested or to be invested to provide for the benefits of the plan. This included considering the plan's asset allocation and the expected returns likely to be earned over the life of the plan, as well as the historical returns on the types of assets held and the current economic environment.

CONCORD HOSPITAL, INC. AND SUBSIDIARIES

NOTES TO CONSOLIDATED FINANCIAL STATEMENTS

September 30, 2014 and 2013
(In thousands)

5. Estimated Third-Party Payor Settlements (Continued)

Disproportionate Share Payments and Medicaid Enhancement Tax

Under the State of New Hampshire's tax code, the State imposes a Medicaid Enhancement Tax (MET) equal to 5.5% of net patient service revenues, with certain exclusions. The amount of tax incurred by the System for fiscal 2014 and 2013 was \$16,437 and \$16,541, respectively

In the fall of 2010, in order to remain in compliance with stated federal regulations, the State of New Hampshire adopted a new approach related to Medicaid disproportionate share funding retroactive to July 1, 2010. Unlike the former funding method, the State's approach led to a payment that was not directly based on, and did not equate to, the level of tax imposed. As a result, the legislation created some level of losses at certain New Hampshire hospitals, while other hospitals realized gains. In addition, as part of the State of New Hampshire's biennial budget process for the two-year period ended June 30, 2013, the State eliminated disproportionate share payments to certain New Hampshire hospitals, including the System. For the year ended June 30, 2014, the State of New Hampshire restored a portion of disproportionate share funding, and the System received \$5,099 in disproportionate share payments which are recorded within unrestricted revenue and other support.

During 2014, the Centers for Medicare and Medicaid Services (CMS) began an audit of the State's program and the disproportionate share payments made by the State in 2011, the first year that those payments reflected the amount of uncompensated care provided by New Hampshire hospitals. It is possible that subsequent years will also be audited by CMS. At the date of these consolidated financial statements, CMS's audit was still in process, and the System has received no indication of adjustments, if any, that may be made to disproportionate share payments received in prior years. As such, no amounts have been reflected in the accompanying consolidated financial statements related to this contingency.

The System amended certain past MET returns based upon further guidance which provided that certain exclusions can be deducted from net patient service revenues. During 2014, the State completed an initial audit of those amended returns. The outcome of the amended returns and related audits is uncertain at the date of these consolidated financial statements, and no amounts have been reflected in these consolidated financial statements related to those matters

Medicaid

Inpatient services rendered to Medicaid program beneficiaries are paid at prospectively determined rates per discharge. Outpatient services rendered to Medicaid program beneficiaries are reimbursed under fee schedules and cost reimbursement methodologies subject to various limitations or discounts. The Hospital is reimbursed at a tentative rate with final settlement determined after submission of annual cost reports by the Hospital and audits thereof by the Medicaid program.

The physician practices are reimbursed on a fee screen basis

Other

The System has also entered into payment agreements with certain commercial insurance carriers and health maintenance organizations. The basis for payment to the System under these agreements includes prospectively determined rates per discharge, discounts from established charges, and prospectively determined rates.

CONCORD HOSPITAL, INC. AND SUBSIDIARIES

NOTES TO CONSOLIDATED FINANCIAL STATEMENTS

September 30, 2014 and 2013

(In thousands)

5. Estimated Third-Party Payor Settlements (Continued)

The accrual for estimated third-party payor settlements reflected on the accompanying consolidated balance sheets represents the estimated net amounts to be paid under reimbursement contracts with the Centers for Medicare and Medicaid Services (Medicare), the New Hampshire Department of Welfare (Medicaid) and any commercial payors with settlement provision. Settlements for the Hospital have been finalized through 2010 for Medicare and Medicaid.

6. Long-Term Debt and Notes Payable

Long-term debt consists of the following at September 30, 2014 and 2013:

	<u>2014</u>	<u>2013</u>
2.0% to 5.0% New Hampshire Health and Education Facilities Authority (NHHEFA) Revenue Bonds, Concord Hospital Issue, Series 2013A; due in annual installments, including principal and interest ranging from \$1,543 to \$3,555 through 2043, including unamortized original issue premium of \$3,429 in 2014 and \$3,550 in 2013	\$ 46,714	\$ 47,860
1.71% fixed rate NHHEFA Revenue Bonds, Concord Hospital Issue, Series 2013B; due in annual installments, including principal and interest ranging from \$1,860 to \$3,977 through 2024	27,550	31,011
1.3% to 5.6% NHHEFA Revenue Bonds, Concord Hospital Issue, Series 2011; due in annual installments, including principal and interest ranging from \$2,737 to \$5,201 through 2026, including unamortized original issue premium of \$233 in 2014 and \$252 in 2013	<u>37,362</u>	<u>40,841</u>
	111,626	119,712
Less current portion	<u>(8,131)</u>	<u>(7,931)</u>
	<u>\$103,495</u>	<u>\$111,781</u>

In February 2013, \$48,631 (including an original issue premium of \$3,631) of NHHEFA Revenue Bonds, Concord Hospital Issue, Series 2013A, were issued to assist in the funding of a significant facility improvement project and to advance refund the Series 2001 NHHEFA Hospital Revenue Bonds. The facility improvement project included enhancements to the System's power plant, renovation of certain nursing units, expansion of the parking capacity at the main campus and various other routine capital expenditures and miscellaneous construction, renovation and improvements of the System's facilities. As a result of the advance refunding, the unamortized bond issuance costs and original issue discount related to the Series 2001 NHHEFA Hospital Revenue Bonds were included in loss on extinguishment of debt and totaled \$1,483 for the year ended September 30, 2013. As of September 30, 2013, none of the Series 2001 advance refunded bonds remained outstanding.

CONCORD HOSPITAL, INC. AND SUBSIDIARIES

NOTES TO CONSOLIDATED FINANCIAL STATEMENTS

September 30, 2014 and 2013
(In thousands)

6. Long-Term Debt and Notes Payable (Continued)

In April 2013, \$32,421 of NHHEFA Revenue Bonds, Concord Hospital Issues, Series 2013B, were issued to advance refund the Series 2004 NHHEFA Hospital Revenue Bonds. As a result of the bond refinancing, the unamortized bond issuance costs and original issue premium related to the Series 2004 NHHEFA Hospital Revenue Bonds were included on loss on extinguishment of debt and totaled \$1.686 for the year ended September 30, 2013. As of September 30, 2013, \$31,800 of advance refunded bonds, which were considered extinguished for purposes of these consolidated financial statements, remained outstanding. These were redeemed in full during 2014.

In March 2011, \$49,795 of NHHEFA Revenue Bonds, Concord Hospital Issue, Series 2011, were issued to assist in the funding of a significant facility improvement project and pay off the Series 1996 Revenue Bonds. The project included expansion and renovation of various Hospital departments, infrastructure upgrades, and acquisition of capital equipment. The project began during fiscal year 2011 and was completed in fiscal year 2012.

Substantially all the property and equipment relating to the aforementioned construction and renovation projects, as well as subsequent property and equipment additions thereto, and a mortgage lien on the facility, are pledged as collateral for the Series 2011 and 2013A and B Revenue Bonds. In addition, the gross receipts of the Hospital are pledged as collateral for the Series 2011 and 2013A and B Revenue Bonds. The most restrictive financial covenants require a 1.10 to 1.0 ratio of aggregate income available for debt service to total annual debt service and a day's cash on hand ratio of 75 days. The Hospital was in compliance with its debt covenants at September 30, 2014 and 2013.

The obligations of the Hospital under the Series 2013A and B and Series 2011 Revenue Bond Indentures are not guaranteed by any of the subsidiaries or affiliated entities.

Interest paid on long-term debt amounted to \$4,138 and \$4,892 for the years ended September 30, 2014 and 2013, respectively.

The aggregate principal payments on long-term debt for the next five fiscal years ending September 30 are as follows:

2015	\$ 8,131
2016	8,337
2017	8,570
2018	8,822
2019	9,061
Thereafter	<u>65,043</u>
	<u>\$107,964</u>

CONCORD HOSPITAL, INC. AND SUBSIDIARIES

NOTES TO CONSOLIDATED FINANCIAL STATEMENTS

September 30, 2014 and 2013
(In thousands)

7. Commitments and Contingencies

Malpractice Loss Contingencies

Prior to February 1, 2011, the System was insured against malpractice loss contingencies under claims-made insurance policies. A claims-made policy provides specific coverage for claims made during the policy period. The System maintained excess professional and general liability insurance policies to cover claims in excess of liability retention levels. The System has established reserves to cover professional liability exposures for incurred but unpaid or unreported claims. The amounts of the reserves have been determined by actuarial consultants and total \$3,908 and \$4,692 at September 30, 2014 and 2013, respectively, and are reflected in the accompanying consolidated balance sheets within accrued pension and other long-term liabilities. The possibility exists, as a normal risk of doing business, that malpractice claims in excess of insurance coverage may be asserted against the System.

Effective February 1, 2011, the System insures its medical malpractice risks through a multiprovider captive insurance company under a claims-made insurance policy. Premiums paid are based upon actuarially determined amounts to adequately fund for expected losses. At September 30, 2014, there were no known malpractice claims outstanding for the System which, in the opinion of management, will be settled for amounts in excess of insurance coverage, nor were there any unasserted claims or incidents which required loss accruals. The captive retains and funds up to actuarial expected loss amounts, and obtains reinsurance at various attachment points for individual and aggregate claims in excess of funding in accordance with industry practices. The System's interest in the captive represents approximately 28% of the captive. Control of the captive is equally shared by participating hospitals. The System has recorded its interest in the captive's equity, totaling approximately \$420 and \$1,335 at September 30, 2014 and 2013, respectively, in other noncurrent assets on the accompanying consolidated balance sheets. Changes in the System's interest are included in nonoperating income on the accompanying consolidated statements of operations.

In accordance with Accounting Standards Update No. 2010-24, "*Health Care Entities*" (Topic 954), *Presentation of Insurance Claims and Related Insurance Recoveries*, at September 30, 2014 and 2013, the Hospital recorded a liability of approximately \$19,750 and \$12,900, respectively, related to estimated professional liability losses. At September 30, 2014 and 2013, the Hospital also recorded a receivable of \$19,750 and \$12,900, respectively, related to estimated recoveries under insurance coverage for recoveries of the potential losses. These amounts are included in accrued pension and other long-term liabilities, and bond issuance costs and other assets, respectively, on the consolidated balance sheets.

Workers' Compensation

The Hospital maintains workers' compensation insurance under a self-insurance plan. The plan offers, among other provisions, certain specific and aggregate stop-loss coverage to protect the Hospital against excessive losses. The Hospital has employed independent actuaries to estimate the ultimate costs, if any, of the settlement of such claims. Accrued workers' compensation losses of \$2,526 and \$2,456 at September 30, 2014 and 2013, respectively, have been discounted at 3% (both years) and, in management's opinion, provide an adequate reserve for loss contingencies. A trustee held fund has been established as a reserve under the plan.

CONCORD HOSPITAL, INC. AND SUBSIDIARIES

NOTES TO CONSOLIDATED FINANCIAL STATEMENTS

September 30, 2014 and 2013
(In thousands)

7. Commitments and Contingencies (Continued)

Litigation

The System is involved in litigation and regulatory investigations arising in the ordinary course of business. After consultation with legal counsel, management estimates that these matters will be resolved without material adverse effect on the System's financial position, results of operations or cash flows.

Health Insurance

The System has a self-funded health insurance plan. The plan is administered by an insurance company which assists in determining the current funding requirements of participants under the terms of the plan and the liability for claims and assessments that would be payable at any given point in time. The System recognizes revenue for services provided to employees of the System during the year. The System is insured above a stop-loss amount of \$440 on individual claims. Estimated unpaid claims, and those claims incurred but not reported at September 30, 2014 and 2013, have been recorded as a liability of \$4,508 and \$5,034, respectively, and are reflected in the accompanying consolidated balance sheets within accounts payable and accrued expenses.

Operating Leases

The System has various operating leases relative to its office and offsite locations. Future annual minimum lease payments under noncancellable lease agreements as of September 30, 2013 are as follows:

Year Ending September 30:	
2015	\$ 4,476
2016	4,356
2017	3,775
2018	3,339
2019	3,246
Thereafter	<u>18,243</u>
	<u>\$37,435</u>

Rent expense was \$8,156 and \$8,456 for the years ended September 30, 2014 and 2013, respectively.

CONCORD HOSPITAL, INC. AND SUBSIDIARIES

NOTES TO CONSOLIDATED FINANCIAL STATEMENTS

September 30, 2014 and 2013
(In thousands)

8. Temporarily and Permanently Restricted Net Assets

Temporarily restricted net assets are available for the following purposes at September 30.

	<u>2014</u>	<u>2013</u>
Health education and program services	\$ 13,604	\$ 12,821
Capital acquisitions	1,195	1,053
Indigent care	188	181
For periods after September 30 of each year	<u>102</u>	<u>72</u>
	<u>\$ 15,089</u>	<u>\$ 14,127</u>

Income on the following permanently restricted net asset funds is available for the following purposes at September 30:

	<u>2014</u>	<u>2013</u>
Health education and program services	\$ 17,088	\$ 15,513
Capital acquisitions	803	803
Indigent care	1,810	1,810
For periods after September 30 of each year	<u>142</u>	<u>114</u>
	<u>\$ 19,843</u>	<u>\$ 18,240</u>

9. Patient Service and Other Revenue

Net patient service revenue for the years ended September 30 is as follows:

	<u>2014</u>	<u>2013</u>
Gross patient service charges:		
Inpatient services	\$ 400,259	\$ 393,992
Outpatient services	515,503	469,048
Physician services	134,699	125,705
Less charitable services	<u>(38,119)</u>	<u>(33,903)</u>
	1,012,342	954,842
Less contractual allowances and discounts:		
Medicare	348,110	313,177
Medicaid	69,545	68,347
Other	<u>181,548</u>	<u>170,770</u>
	<u>599,203</u>	<u>552,294</u>
Total Hospital net patient service revenue (net of contractual allowances and discounts)	413,139	402,548
Other entities	<u>29,812</u>	<u>29,684</u>
	<u>\$ 442,951</u>	<u>\$ 432,232</u>

CONCORD HOSPITAL, INC. AND SUBSIDIARIES

NOTES TO CONSOLIDATED FINANCIAL STATEMENTS

September 30, 2014 and 2013
(In thousands)

9. Patient Service and Other Revenue (Continued)

An estimated breakdown of patient service revenue, net of contractual allowances, discounts and provision for doubtful accounts recognized in 2014 and 2013 from these major payor sources, is as follows for the Hospital. The provision for doubtful accounts for subsidiaries of the Hospital was not significant in 2014 and 2013.

	Hospital			Net Patient Service Revenues Less Provision for Doubtful Accounts
	Gross Patient Service Revenues	Contractual Allowances and Discounts	Provision for Doubtful Accounts	
<u>2014</u>				
Private payors (includes coinsurance and deductibles)	\$ 426,874	\$(181,548)	\$ (9,337)	\$235,989
Medicaid	85,624	(69,545)	(1,049)	15,030
Medicare	467,071	(348,110)	(1,869)	117,092
Self-pay	<u>32,773</u>	<u>—</u>	<u>(19,465)</u>	<u>13,308</u>
	<u>\$1,012,342</u>	<u>\$(599,203)</u>	<u>\$ (31,720)</u>	<u>\$381,419</u>
<u>2013</u>				
Private payors (includes coinsurance and deductibles)	\$ 413,913	\$(170,770)	\$ (9,270)	\$233,873
Medicaid	79,936	(68,347)	—	11,589
Medicare	429,908	(313,177)	(1,948)	114,783
Self-pay	<u>31,085</u>	<u>—</u>	<u>(19,660)</u>	<u>11,425</u>
	<u>\$ 954,842</u>	<u>\$(552,294)</u>	<u>\$ (30,878)</u>	<u>\$371,670</u>

Electronic Health Records Incentive Payments

The CMS Electronic Health Records (EHR) incentive programs provide a financial incentive for the "meaningful use" of certified EHR technology to achieve health and efficiency goals. To qualify for incentive payments, eligible organizations must successfully demonstrate meaningful use of certified EHR technology through various stages defined by CMS. Revenue totaling \$2,196 and \$3,719 associated with these meaningful use attestations was recorded as other revenue for the years ended September 30, 2014 and 2013, respectively. In addition, a receivable amount of \$674 and \$1,616 was recorded within prepaid expenses and other current assets at September 30, 2014 and 2013, respectively.

CONCORD HOSPITAL, INC. AND SUBSIDIARIES

NOTES TO CONSOLIDATED FINANCIAL STATEMENTS

September 30, 2014 and 2013
(In thousands)

10. Functional Expenses

The System provides general health care services to residents within its geographic location. Expenses related to providing these services are as follows for the years ended September 30:

	<u>2014</u>	<u>2013</u>
Health care services	\$313,042	\$306,213
General and administrative	62,305	59,447
Depreciation and amortization	25,397	25,047
Medicaid enhancement tax	16,437	16,541
Interest expense	<u>4,057</u>	<u>4,720</u>
	<u>\$421,238</u>	<u>\$411,968</u>

Fundraising related expenses were \$751 and \$690 for the years ended September 30, 2014 and 2013, respectively

11. Charity Care and Community Benefits (Unaudited)

The Hospital maintains records to identify and monitor the level of charity care it provides. The Hospital provides traditional charity care, as well as other forms of community benefits. The cost of all such benefits provided is as follows for the years ended September 30.

	<u>2014</u>	<u>2013</u>
Community health services	\$ 2,721	\$ 2,627
Health professions education	3,814	4,141
Subsidized health services	27,911	23,938
Research	89	89
Financial contributions	948	1,061
Community building activities	53	45
Community benefit operations	96	49
Charity care costs (see Note 1)	<u>16,666</u>	<u>13,304</u>
	<u>\$ 52,298</u>	<u>\$ 45,254</u>

In addition, the Hospital incurred costs for services to Medicare and Medicaid patients in excess of the payment from these programs of \$70,152 and \$51,171 in 2014 and 2013, respectively.

CONCORD HOSPITAL, INC. AND SUBSIDIARIES

NOTES TO CONSOLIDATED FINANCIAL STATEMENTS

September 30, 2014 and 2013
(In thousands)

12. Concentration of Credit Risk

The Hospital grants credit without collateral to its patients, most of whom are local residents of southern New Hampshire and are insured under third-party payor agreements. The mix of gross receivables from patients and third-party payors as of September 30 is as follows

	<u>2014</u>	<u>2013</u>
Patients	14%	18%
Medicare	35	37
Anthem Blue Cross	14	12
Cigna	6	5
Medicaid	11	10
Commercial	19	17
Workers' compensation	<u>1</u>	<u>1</u>
	<u>100%</u>	<u>100%</u>

13. Volunteer Services (Unaudited)

Total volunteer service hours received by the Hospital were approximately 37,300 in 2014 and 36,500 in 2013. The volunteers provide various nonspecialized services to the Hospital, none of which has been recognized as revenue or expense in the accompanying consolidated statements of operations.

14. Fair Value Measurements

Fair value of a financial instrument is defined as the price that would be received to sell an asset or paid to transfer a liability in an orderly transaction between market participants at the measurement date. In determining fair value, the System uses various methods including market, income and cost approaches. Based on these approaches, the System often utilizes certain assumptions that market participants would use in pricing the asset or liability, including assumptions about risk and or the risks inherent in the inputs to the valuation technique. These inputs can be readily observable, market corroborated, or generally unobservable inputs. The System utilizes valuation techniques that maximize the use of observable inputs and minimize the use of unobservable inputs. Based on the observability of the inputs used in the valuation techniques, the System is required to provide the following information according to the fair value hierarchy. The fair value hierarchy ranks the quality and reliability of the information used to determine fair values. Financial assets and liabilities carried at fair value will be classified and disclosed in one of the following three categories:

CONCORD HOSPITAL, INC. AND SUBSIDIARIES

NOTES TO CONSOLIDATED FINANCIAL STATEMENTS

September 30, 2014 and 2013

(In thousands)

14. Fair Value Measurements (Continued)

Level 1 – Valuations for assets and liabilities traded in active exchange markets, such as the New York Stock Exchange. Level 1 also includes U.S. Treasury and federal agency securities and federal agency mortgage-backed securities, which are traded by dealers or brokers in active markets. Valuations are obtained from readily available pricing sources for market transactions involving identical assets or liabilities.

Level 2 – Valuations for assets and liabilities traded in less active dealer or broker markets. Valuations are obtained from third party pricing services for identical or similar assets or liabilities

Level 3 – Valuations for assets and liabilities that are derived from other valuation methodologies, including option pricing models, discounted cash flow models and similar techniques, and not based on market exchange, dealer or broker traded transactions. Level 3 valuations incorporate certain assumptions and projections in determining the fair value assigned to such assets or liabilities.

In determining the appropriate levels, the System performs a detailed analysis of the assets and liabilities. At each reporting period, all assets and liabilities for which the fair value measurement is based on significant unobservable inputs are classified as Level 3.

The following presents the balances of assets measured at fair value on a recurring basis at September 30:

	<u>Level 1</u>	<u>Level 2</u>	<u>Level 3</u>	<u>Total</u>
<u>2014</u>				
Cash and cash equivalents	\$ 32,352	\$ –	\$ –	\$ 32,352
Fixed income securities	46,014	–	–	46,014
Marketable equity and other securities	55,964	51,867	111,693	219,524
Inflation-protected securities and other	14,159	10,880	–	25,039
Trust funds administered by others	–	–	11,070	11,070
	<u>\$148,489</u>	<u>\$62,747</u>	<u>\$122,763</u>	<u>\$333,999</u>
<u>2013</u>				
Cash and cash equivalents	\$ 42,702	\$ –	\$ –	\$ 42,702
Fixed income securities	44,725	–	–	44,725
Marketable equity and other securities	69,597	43,321	80,648	193,566
Inflation-protected securities and other	11,898	4,941	–	16,839
Trust funds administered by others	–	–	10,678	10,678
	<u>\$168,922</u>	<u>\$48,262</u>	<u>\$ 91,326</u>	<u>\$308,510</u>

CONCORD HOSPITAL, INC. AND SUBSIDIARIES

NOTES TO CONSOLIDATED FINANCIAL STATEMENTS

September 30, 2014 and 2013
(In thousands)

14. Fair Value Measurements (Continued)

The System's Level 3 investments consist of so called alternative investments and trust funds administered by others. The alternative investments consist primarily of interests in limited partnership funds that are not publicly traded. The fair value measurement is based on significant unobservable inputs.

Investments, in general, are exposed to various risks, such as interest rate, credit and overall market volatility. As such, it is reasonably possible that changes in the fair value of investments will occur in the near term and that such changes could materially affect the amounts reported in the accompanying consolidated balance sheets and statements of operations.

A reconciliation of the fair value measurements using significant unobservable inputs (Level 3) is as follows for 2014 and 2013:

	Trust Funds Administered by Others	Alternative Investments
Balance at September 30, 2012	\$ 10,212	\$ 69,967
Purchases	—	10,900
Sales	—	(13,167)
Net realized and unrealized gains	<u>466</u>	<u>12,948</u>
Balance at September 30, 2013	10,678	80,648
Purchases	—	27,468
Sales	—	(467)
Net realized and unrealized gains	<u>392</u>	<u>4,044</u>
Balance at September 30, 2014	<u>\$ 11,070</u>	<u>\$ 111,693</u>

In accordance with ASU 2009-12, *Investments in Certain Entities That Calculate Net Asset Value per Share (or Its Equivalent)*, the table below sets forth additional disclosures for investment funds (other than mutual funds) valued based on net asset value to further understand the nature and risk of the investments by category.

	Fair Value	Unfunded Commit- ments	Redemption Frequency	Redemption Notice Period
September 30, 2014:				
Funds-of-funds	\$61,418	\$ —	Monthly	5 – 15 days
Funds-of-funds	50,275	—	Quarterly	45 – 90 days*
September 30, 2013:				
Funds-of-funds	\$42,265	\$ —	Monthly	5 – 15 days
Funds-of-funds	38,383	—	Quarterly	45 – 65 days

* \$9 million subject to a one year lock-up period.

CONCORD HOSPITAL, INC. AND SUBSIDIARIES

NOTES TO CONSOLIDATED FINANCIAL STATEMENTS

September 30, 2014 and 2013
(In thousands)

14. Fair Value Measurements (Continued)

Investment Strategies

Fixed Income Securities

The primary purpose of fixed income investments is to provide a highly predictable and dependable source of income, preserve capital, and reduce the volatility of the total portfolio and hedge against the risk of deflation or protracted economic contraction

Marketable Equity and Other Securities

The primary purpose of marketable equity investments is to provide appreciation of principal and growth of income with the recognition that this requires the assumption of greater market volatility and risk of loss. The total marketable equity portion of the portfolio will be broadly diversified according to economic sector, industry, number of holdings and other characteristics including style and capitalization. The System may employ multiple equity investment managers, each of whom may have distinct investment styles. Accordingly, while each manager's portfolio may not be fully diversified, it is expected that the combined equity portfolio will be broadly diversified.

The System invests in other securities that are considered alternative investments that consist of limited partnership interests in investment funds, which, in turn, invest in diversified portfolios predominantly comprised of equity and fixed income securities, as well as options, futures contracts, and some other less liquid investments. Management has approved procedures pursuant to the methods in which the System values these investments at fair value, which ordinarily will be the amount equal to the pro-rata interest in the net assets of the limited partnership, as such value is supplied by, or on behalf of, each investment from time to time, usually monthly and/or quarterly by the investment manager. These investments are classified as Level 2 or 3, depending on the nature of the underlying assets and valuation methodologies used as reported by the fund managers.

System management is responsible for the fair value measurements of investments reported in the consolidated financial statements. Such amounts are generally determined using audited financial statements of the funds and/or recently settled transactions. Because of inherent uncertainty of valuation of certain alternative investments, the estimate of the fund manager or general partner may differ from actual values, and differences could be significant. Management believes that reported fair values of its alternative investments at the balance sheet dates are reasonable.

Inflation-Protected Securities

The primary purpose of inflation-protected securities is to provide protection against the negative effects of inflation

CONCORD HOSPITAL, INC. AND SUBSIDIARIES

NOTES TO CONSOLIDATED FINANCIAL STATEMENTS

September 30, 2014 and 2013
(In thousands)

14. **Fair Value Measurements (Continued)**

Fair Value of Other Financial Instruments

Other financial instruments consist of accounts and pledges receivable, accounts payable and accrued expenses, estimated third-party payor settlements, and long-term debt and notes payable. The fair value of all financial instruments other than long-term debt and notes payable approximates their relative book values as these financial instruments have short-term maturities or are recorded at amounts that approximate fair value. The fair value of the System's long-term debt and notes payable is estimated using discounted cash flow analyses, based on the System's current incremental borrowing rates for similar types of borrowing arrangements. The carrying value and fair value of the System's long-term debt and notes payable amounted to \$111,626 and \$132,106, respectively, at September 30, 2014, and \$119,712 and \$129,976, respectively, at September 30, 2013.

BAKER NEWMAN NOYES

INDEPENDENT AUDITORS' REPORT ON ADDITIONAL INFORMATION

The Board of Trustees
Concord Hospital, Inc.

Our audits were conducted for the purpose of forming an opinion on the consolidated financial statements as a whole. The accompanying consolidating information is presented for purposes of additional analysis rather than to present the financial position and results of operations of the individual entities and is not a required part of the consolidated financial statements. Such information is the responsibility of management and was derived from and relates directly to the underlying accounting and other records used to prepare the consolidated financial statements. The consolidating information has been subjected to the auditing procedures applied in the audits of the consolidated financial statements and certain additional procedures, including comparing and reconciling such information directly to the underlying accounting and other records used to prepare the consolidated financial statements or to the consolidated financial statements themselves, and other additional procedures in accordance with auditing standards generally accepted in the United States of America. In our opinion, the information is fairly stated in all material respects in relation to the consolidated financial statements as a whole.

Manchester, New Hampshire
December 8, 2014

Baker Newman & Noyes

Limited Liability Company

CONCORD HOSPITAL, INC. AND SUBSIDIARIES

CONSOLIDATING BALANCE SHEET
(With Consolidated Totals for September 30, 2013)

September 30, 2014

ASSETS
(In thousands)

	2014						2013 Consol- idated
	<u>Concord Hospital (Obligated Group)</u>	<u>Capital Region Health Care Development Corporation</u>	<u>Capital Region Health Ventures Corporation</u>	<u>Concord Hospital/ Dartmouth Hitchcock- Concord</u>	<u>Elimi- nations</u>	<u>Consol- idated</u>	
Current assets:							
Cash and cash equivalents	\$ 12,951	\$ —	\$ 1	\$ 1	\$ —	\$ 12,953	\$ 24,006
Investments	12,390	—	—	—	—	12,390	2,384
Accounts receivable, net	44,856	20	123	1,897	—	46,896	46,061
Due from affiliates	438	1,658	—	—	(1,658)	438	584
Supplies	1,390	—	53	—	—	1,443	1,153
Prepaid expenses and other current assets	5,645	179	27	76	—	5,927	5,983
Total current assets	77,670	1,857	204	1,974	(1,658)	80,047	80,171
Assets whose use is limited or restricted:							
Board designated	263,225	—	—	—	—	263,225	230,143
Funds held by trustee							
Workers' compensation reserves and self-insurance escrows	10,499	—	—	—	—	10,499	9,212
Construction fund	—	—	—	—	—	—	10,398
Donor-restricted	34,932	—	—	—	—	34,932	32,367
Total assets whose use is limited or restricted	308,656	—	—	—	—	308,656	282,120
Other noncurrent assets							
Due from affiliates, net of current portion	17,253	—	1,497	—	(16,322)	2,428	2,779
Bond issuance costs and other assets	22,748	—	1,865	—	—	24,613	18,651
Total other noncurrent assets	40,001	—	3,362	—	(16,322)	27,041	21,430
Property and equipment:							
Land and land improvements	5,100	270	—	—	—	5,370	5,394
Buildings	139,004	36,659	26	—	—	175,689	166,951
Equipment	212,181	1,875	227	639	—	214,922	205,283
Construction in progress	10,289	125	—	—	—	10,414	9,286
	366,574	38,929	253	639	—	406,395	386,914
Less accumulated depreciation	(231,134)	(23,421)	(207)	(619)	—	(255,381)	(230,767)
Net property and equipment	135,440	15,508	46	20	—	151,014	156,147
	\$ 561,767	\$ 17,365	\$ 3,612	\$ 1,994	\$ (17,980)	\$ 566,758	\$ 539,868

LIABILITIES AND NET ASSETS

(In thousands)

	2014						2013 Consol- idated
	Concord Hospital (Obligated Group)	Capital Region Health Care Development Corporation	Capital Region Health Ventures Corporation	Concord Hospital/ Dartmouth Hitchcock- Concord	Elimi- nations	Consol- idated	
Current liabilities							
Short-term notes payable	\$ —	\$ —	\$ —	\$ 1,912	\$ —	\$ 1,912	\$ 1,027
Accounts payable and accrued expenses	20,354	86	8	—	—	20,448	21,822
Accrued compensation and related expenses	25,829	—	—	—	—	25,829	23,293
Due to affiliates	1,658	—	—	—	(1,658)	—	—
Accrual for estimated third-party payor settlements	15,033	—	—	—	—	15,033	14,599
Current portion of long-term debt	8,131	—	—	—	—	8,131	7,931
Total current liabilities	71,005	86	8	1,912	(1,658)	71,353	68,672
Long-term debt, net of current portion	103,495	16,322	—	—	(16,322)	103,495	111,781
Accrued pension and other long-term liabilities	78,191	—	—	—	—	78,191	64,102
Total liabilities	252,691	16,408	8	1,912	(17,980)	253,039	244,555
Net assets:							
Unrestricted	274,144	957	3,604	82	—	278,787	262,946
Temporarily restricted	15,089	—	—	—	—	15,089	14,127
Permanently restricted	19,843	—	—	—	—	19,843	18,240
Total net assets	309,076	957	3,604	82	—	313,719	295,313
	<u>\$ 561,767</u>	<u>\$ 17,365</u>	<u>\$ 3,612</u>	<u>\$ 1,994</u>	<u>\$ (17,980)</u>	<u>\$ 566,758</u>	<u>\$ 539,868</u>

CONCORD HOSPITAL, INC. AND SUBSIDIARIES

CONSOLIDATING STATEMENT OF OPERATIONS
(With Consolidated Totals for September 30, 2013)

Year Ended September 30, 2014

(In thousands)

	2014						2013
	Concord Hospital (Obligated Group)	Capital Region Health Care Development Corporation	Capital Region Health Ventures Corporation	Concord Hospital/ Dartmouth Hitchcock- Concord	Elimi- nations	Consol- idated	Consol- idated
Unrestricted revenue and other support							
Net patient service revenue (net of contractual allowances and discounts)	\$ 413,139	\$ —	\$ 872	\$ 28,940	\$ —	\$ 442,951	\$ 432,232
Provision for doubtful accounts	<u>(31,720)</u>	<u>—</u>	<u>(4)</u>	<u>(752)</u>	<u>—</u>	<u>(32,476)</u>	<u>(31,493)</u>
Net patient service revenue less provision for doubtful accounts	381,419	—	868	28,188	—	410,475	400,739
Other revenue	16,392	5,172	6,612	5	(4,794)	23,387	24,140
Disproportionate share revenue	5,099	—	—	—	—	5,099	—
Net assets released from restrictions for operations	<u>1,354</u>	<u>—</u>	<u>—</u>	<u>—</u>	<u>—</u>	<u>1,354</u>	<u>1,886</u>
Total unrestricted revenue and other support	404,264	5,172	7,480	28,193	(4,794)	440,315	426,765
Expenses							
Salaries and wages	185,386	313	752	6	—	186,457	180,716
Employee benefits	48,064	88	192	2	—	48,346	45,644
Supplies and other	75,277	1,499	540	2,220	(3,330)	76,206	76,347
Purchased services	30,751	203	99	31,085	(470)	61,668	59,783
Professional fees	2,551	—	119	—	—	2,670	3,170
Depreciation and amortization	23,772	1,592	23	10	—	25,397	25,047
Medicaid enhancement tax	16,437	—	—	—	—	16,437	16,541
Interest expense	<u>3,984</u>	<u>994</u>	<u>—</u>	<u>73</u>	<u>(994)</u>	<u>4,057</u>	<u>4,720</u>
Total expenses	<u>386,222</u>	<u>4,689</u>	<u>1,725</u>	<u>33,396</u>	<u>(4,794)</u>	<u>421,238</u>	<u>411,968</u>
Income (loss) from operations	18,042	483	5,755	(5,203)	—	19,077	14,797
Nonoperating income (loss)							
Unrestricted gifts and bequests	218	—	—	—	—	218	159
Investment income and other	9,923	—	—	—	—	9,923	92
Loss on extinguishment of debt	<u>—</u>	<u>—</u>	<u>—</u>	<u>—</u>	<u>—</u>	<u>—</u>	<u>(3,169)</u>
Total nonoperating income (loss)	<u>10,141</u>	<u>—</u>	<u>—</u>	<u>—</u>	<u>—</u>	<u>10,141</u>	<u>(2,918)</u>
Excess (deficiency) of revenues and gains over expenses	<u>\$ 28,183</u>	<u>\$ 483</u>	<u>\$ 5,755</u>	<u>\$ (5,203)</u>	<u>\$ —</u>	<u>\$ 29,218</u>	<u>\$ 11,879</u>