



See a Social Security Number? Say Something!
Report Privacy Problems to <https://public.resource.org/privacy>
Or call the IRS Identity Theft Hotline at 1-800-908-4490



Form

990-PF

Department of the Treasury
Internal Revenue Service

Return of Private Foundation

or Section 4947(a)(1) Trust Treated as Private Foundation

Do not enter Social Security numbers on this form as it may be made public. By law, the IRS cannot redact the information on the form.

Information about Form 990-PF and its instructions is at www.irs.gov/form990pf.

OMB No 1545-0052

2013

Open to Public Inspection

For calendar year 2013, or tax year beginning 10-01-2013 , and ending 09-30-2014

| | | | |
|---|--|--|--|
| Name of foundation STEVAN & CYNTHIA PEARCE CHARITABLE FOUNDATION | | A Employer identification number 01-0576324 | |
| Number and street (or P O box number if mail is not delivered to street address) PO BOX 1830 | | Room/suite | |
| City or town, state or province, country, and ZIP or foreign postal code HOBBS, NM 88241 | | B Telephone number (see instructions) (575) 397-2253 | |
| G Check all that apply <div><input type="checkbox"/> Initial return <input type="checkbox"/> Final return <input type="checkbox"/> Address change</div> <div><input type="checkbox"/> Initial return of a former public charity <input type="checkbox"/> Amended return <input type="checkbox"/> Name change</div> | | C If exemption application is pending, check here <input type="checkbox"/> | |
| H Check type of organization <input checked="" type="checkbox"/> Section 501(c)(3) exempt private foundation <input type="checkbox"/> Section 4947(a)(1) nonexempt charitable trust <input type="checkbox"/> Other taxable private foundation | | D 1. Foreign organizations, check here <input type="checkbox"/> 2. Foreign organizations meeting the 85% test, check here and attach computation <input type="checkbox"/> | |
| I Fair market value of all assets at end of year (from Part II, col. (c), line 16) \$ 1,583,836 | | E If private foundation status was terminated under section 507(b)(1)(A), check here <input type="checkbox"/> | |
| J Accounting method <input checked="" type="checkbox"/> Cash <input type="checkbox"/> Accrual <input type="checkbox"/> Other (specify) _____ (Part I, column (d) must be on cash basis.) | | F If the foundation is in a 60-month termination under section 507(b)(1)(B), check here <input type="checkbox"/> | |

| Part I Analysis of Revenue and Expenses <small>(The total of amounts in columns (b), (c), and (d) may not necessarily equal the amounts in column (a) (see instructions))</small> | | (a) Revenue and expenses per books | (b) Net investment income | (c) Adjusted net income | (d) Disbursements for charitable purposes (cash basis only) |
|--|---|------------------------------------|---------------------------|-------------------------|---|
| Revenue | 1 Contributions, gifts, grants, etc , received (attach schedule) | 48,000 | | | |
| | 2 Check <input type="checkbox"/> if the foundation is not required to attach Sch B | | | | |
| | 3 Interest on savings and temporary cash investments | 5,148 | 5,148 | 5,148 | |
| | 4 Dividends and interest from securities. | 50,325 | 50,325 | 50,325 | |
| | 5a Gross rents | | | | |
| | b Net rental income or (loss) _____ | | | | |
| | 6a Net gain or (loss) from sale of assets not on line 10 | 21,215 | | | |
| | b Gross sales price for all assets on line 6a 2,641,874 | | | | |
| | 7 Capital gain net income (from Part IV , line 2) | | | | |
| | 8 Net short-term capital gain | | | | |
| | 9 Income modifications | | | | |
| | 10a Gross sales less returns and allowances | | | | |
| Operating and Administrative Expenses | b Less Cost of goods sold | | | | |
| | c Gross profit or (loss) (attach schedule) | | | | |
| | 11 Other income (attach schedule) | 2,700 | 2,650 | 2,700 | |
| | 12 Total. Add lines 1 through 11 | 127,388 | 58,123 | 58,173 | |
| | 13 Compensation of officers, directors, trustees, etc | | | | |
| | 14 Other employee salaries and wages | | | | |
| | 15 Pension plans, employee benefits | | | | |
| | 16a Legal fees (attach schedule). | | | | |
| | b Accounting fees (attach schedule). | | | | |
| | c Other professional fees (attach schedule) | | | | |
| | 17 Interest | | | | |
| | 18 Taxes (attach schedule) (see instructions) | 612 | | | |
| | 19 Depreciation (attach schedule) and depletion | | | | |
| | 20 Occupancy | | | | |
| | 21 Travel, conferences, and meetings | | | | |
| | 22 Printing and publications | 13 | 13 | | |
| | 23 Other expenses (attach schedule). | 7,463 | 7,463 | | |
| | 24 Total operating and administrative expenses. Add lines 13 through 23 | 8,088 | 7,476 | | 0 |
| | 25 Contributions, gifts, grants paid | 73,900 | | | 73,900 |
| | 26 Total expenses and disbursements. Add lines 24 and 25 | 81,988 | 7,476 | | 73,900 |
| | 27 Subtract line 26 from line 12 | | | | |
| | a Excess of revenue over expenses and disbursements | 45,400 | | | |
| | b Net investment income (if negative, enter -0-) | | 50,647 | | |
| | c Adjusted net income (if negative, enter -0-) | | | 58,173 | |

| Part II Balance Sheets | | Attached schedules and amounts in the description column should be for end-of-year amounts only (See instructions) | Beginning of year | End of year | |
|-----------------------------|---|---|-------------------|----------------|-----------------------|
| | | | (a) Book Value | (b) Book Value | (c) Fair Market Value |
| Assets | 1 | Cash—non-interest-bearing | | | |
| | 2 | Savings and temporary cash investments | 74,559 | 48,711 | 48,711 |
| | 3 | Accounts receivable ▶ _____ Less allowance for doubtful accounts ▶ _____ | | | |
| | 4 | Pledges receivable ▶ _____ Less allowance for doubtful accounts ▶ _____ | | | |
| | 5 | Grants receivable | | | |
| | 6 | Receivables due from officers, directors, trustees, and other disqualified persons (attach schedule) (see instructions) | | | |
| | 7 | Other notes and loans receivable (attach schedule) ▶ _____ Less allowance for doubtful accounts ▶ _____ | | | |
| | 8 | Inventories for sale or use | | | |
| | 9 | Prepaid expenses and deferred charges | | | |
| | 10a | Investments—U S and state government obligations (attach schedule) | | | |
| | b | Investments—corporate stock (attach schedule) | | | |
| | c | Investments—corporate bonds (attach schedule). | | | |
| | 11 | Investments—land, buildings, and equipment basis ▶ _____ Less accumulated depreciation (attach schedule) ▶ _____ | | | |
| | 12 | Investments—mortgage loans | | | |
| | 13 | Investments—other (attach schedule) | 1,248,066 | 1,319,314 | 1,535,125 |
| | 14 | Land, buildings, and equipment basis ▶ _____ Less accumulated depreciation (attach schedule) ▶ _____ | | | |
| 15 | Other assets (describe ▶ _____) | | | | |
| 16 | Total assets (to be completed by all filers—see the instructions Also, see page 1, item I) | 1,322,625 | 1,368,025 | 1,583,836 | |
| Liabilities | 17 | Accounts payable and accrued expenses | | | |
| | 18 | Grants payable | | | |
| | 19 | Deferred revenue | | | |
| | 20 | Loans from officers, directors, trustees, and other disqualified persons | | | |
| | 21 | Mortgages and other notes payable (attach schedule) | | | |
| | 22 | Other liabilities (describe ▶ _____) | | | |
| | 23 | Total liabilities (add lines 17 through 22) | | 0 | |
| Net Assets or Fund Balances | Foundations that follow SFAS 117, check here ▶ <input type="checkbox"/> and complete lines 24 through 26 and lines 30 and 31. | | | | |
| | 24 | Unrestricted | | | |
| | 25 | Temporarily restricted | | | |
| | 26 | Permanently restricted | | | |
| | Foundations that do not follow SFAS 117, check here ▶ <input checked="" type="checkbox"/> and complete lines 27 through 31. | | | | |
| | 27 | Capital stock, trust principal, or current funds | | | |
| | 28 | Paid-in or capital surplus, or land, bldg , and equipment fund | | | |
| | 29 | Retained earnings, accumulated income, endowment, or other funds | 1,322,625 | 1,368,025 | |
| | 30 | Total net assets or fund balances (see page 17 of the instructions) | 1,322,625 | 1,368,025 | |
| | 31 | Total liabilities and net assets/fund balances (see page 17 of the instructions) | 1,322,625 | 1,368,025 | |

Part III Analysis of Changes in Net Assets or Fund Balances

| | | | |
|---|--|---|-----------|
| 1 | Total net assets or fund balances at beginning of year—Part II, column (a), line 30 (must agree with end-of-year figure reported on prior year’s return) | 1 | 1,322,625 |
| 2 | Enter amount from Part I, line 27a | 2 | 45,400 |
| 3 | Other increases not included in line 2 (itemize) ▶ _____ | 3 | |
| 4 | Add lines 1, 2, and 3 | 4 | 1,368,025 |
| 5 | Decreases not included in line 2 (itemize) ▶ _____ | 5 | |
| 6 | Total net assets or fund balances at end of year (line 4 minus line 5)—Part II, column (b), line 30 | 6 | 1,368,025 |

Part IV

Capital Gains and Losses for Tax on Investment Income

| | | | | | |
|---|--|--|---|----------------------------------|--|
| (a) List and describe the kind(s) of property sold (e g , real estate, 2-story brick warehouse, or common stock, 200 shs MLC Co) | | (b) How acquired P—Purchase D—Donation | (c) Date acquired (mo , day, yr) | (d) Date sold (mo , day, yr) | |
| 1a | | | | | |
| | | | | | |
| | | | | | |
| | | | | | |
| | | | | | |
| | | | | | |
| | | | | | |
| (e) Gross sales price | | (f) Depreciation allowed (or allowable) | (g) Cost or other basis plus expense of sale | | (h) Gain or (loss) (e) plus (f) minus (g) |
| a | | | | | |
| b | | | | | |
| c | | | | | |
| d | | | | | |
| e | | | | | |
| Complete only for assets showing gain in column (h) and owned by the foundation on 12/31/69 | | | | | (i) Gains (Col (h) gain minus col (k), but not less than -0-) or Losses (from col (h)) |
| (i) F M V as of 12/31/69 | | (j) Adjusted basis as of 12/31/69 | (k) Excess of col (i) over col (j), if any | | |
| a | | | | | |
| b | | | | | |
| c | | | | | |
| d | | | | | |
| e | | | | | |
| 2 | Capital gain net income or (net capital loss) { If gain, also enter in Part I, line 7 If (loss), enter -0- in Part I, line 7 } | | | | 2 |
| 3 | Net short-term capital gain or (loss) as defined in sections 1222(5) and (6) If gain, also enter in Part I, line 8, column (c) (see instructions) If (loss), enter -0- in Part I, line 8 } | | | | 3 |

Part V

Qualification Under Section 4940(e) for Reduced Tax on Net Investment Income

(For optional use by domestic private foundations subject to the section 4940(a) tax on net investment income)

If section 4940(d)(2) applies, leave this part blank

Was the foundation liable for the section 4942 tax on the distributable amount of any year in the base period? ☐ Yes ☒ No
If "Yes," the foundation does not qualify under section 4940(e) Do not complete this part

1 Enter the appropriate amount in each column for each year, see page 18 of the instructions before making any entries

| | | | | | |
|---|--|--|---|---|-----------|
| (a) Base period years Calendar year (or tax year beginning in) | (b) Adjusted qualifying distributions | (c) Net value of noncharitable-use assets | (d) Distribution ratio (col (b) divided by col (c)) | | |
| 2012 | 107,342 | 1,298,463 | 0 082669 | | |
| 2011 | 53,950 | 1,416,103 | 0 038098 | | |
| 2010 | 60,600 | 1,311,910 | 0 046192 | | |
| 2009 | 49,980 | 1,224,486 | 0 040817 | | |
| 2008 | 61,293 | 1,192,273 | 0 051409 | | |
| 2 Total of line 1, column (d). | | | | 2 | 0 259185 |
| 3 Average distribution ratio for the 5-year base period—divide the total on line 2 by 5, or by the number of years the foundation has been in existence if less than 5 years | | | | 3 | 0 051837 |
| 4 Enter the net value of noncharitable-use assets for 2013 from Part X, line 5. | | | | 4 | 1,510,995 |
| 5 Multiply line 4 by line 3. | | | | 5 | 78,325 |
| 6 Enter 1% of net investment income (1% of Part I, line 27b). | | | | 6 | 506 |
| 7 Add lines 5 and 6. | | | | 7 | 78,831 |
| 8 Enter qualifying distributions from Part XII, line 4. | | | | 8 | 73,900 |
| If line 8 is equal to or greater than line 7, check the box in Part VI, line 1b, and complete that part using a 1% tax rate See the Part VI instructions | | | | | |

Part VI Excise Tax Based on Investment Income (Section 4940(a), 4940(b), 4940(e), or 4948—see page 18 of the instructions)

| | | | |
|----|---|----|-------|
| 1a | Exempt operating foundations described in section 4940(d)(2), check here <input type="checkbox"/> and enter "N/A" on line 1 | | |
| | Date of ruling or determination letter _____ (attach copy of letter if necessary—see instructions) | | |
| b | Domestic foundations that meet the section 4940(e) requirements in Part V, check here <input type="checkbox"/> and enter 1% of Part I, line 27b | 1 | 1,013 |
| c | All other domestic foundations enter 2% of line 27b. Exempt foreign organizations enter 4% of Part I, line 12, col. (b) | | |
| 2 | Tax under section 511 (domestic section 4947(a)(1) trusts and taxable foundations only. Others enter -0-) | 2 | |
| 3 | Add lines 1 and 2. | 3 | 1,013 |
| 4 | Subtitle A (income) tax (domestic section 4947(a)(1) trusts and taxable foundations only. Others enter -0-) | 4 | |
| 5 | Tax based on investment income. Subtract line 4 from line 3. If zero or less, enter -0- | 5 | 1,013 |
| 6 | Credits/Payments | | |
| a | 2013 estimated tax payments and 2012 overpayment credited to 2013 | 6a | 419 |
| b | Exempt foreign organizations—tax withheld at source | 6b | |
| c | Tax paid with application for extension of time to file (Form 8868) | 6c | |
| d | Backup withholding erroneously withheld | 6d | |
| 7 | Total credits and payments. Add lines 6a through 6d. | 7 | 419 |
| 8 | Enter any penalty for underpayment of estimated tax. Check here <input type="checkbox"/> if Form 2220 is attached. | 8 | |
| 9 | Tax due. If the total of lines 5 and 8 is more than line 7, enter amount owed | 9 | 594 |
| 10 | Overpayment. If line 7 is more than the total of lines 5 and 8, enter the amount overpaid. | 10 | |
| 11 | Enter the amount of line 10 to be Credited to 2014 estimated tax Refunded | 11 | |

Part VII-A Statements Regarding Activities

| | | | | |
|----|--|----|-----|----|
| 1a | During the tax year, did the foundation attempt to influence any national, state, or local legislation or did it participate or intervene in any political campaign? | 1a | Yes | No |
| b | Did it spend more than \$100 during the year (either directly or indirectly) for political purposes (see page 19 of the instructions for definition)? | 1b | | No |
| | If the answer is "Yes" to 1a or 1b, attach a detailed description of the activities and copies of any materials published or distributed by the foundation in connection with the activities. | | | |
| c | Did the foundation file Form 1120-POL for this year? | 1c | | No |
| d | Enter the amount (if any) of tax on political expenditures (section 4955) imposed during the year: (1) On the foundation \$ _____ (2) On foundation managers \$ _____ | | | |
| e | Enter the reimbursement (if any) paid by the foundation during the year for political expenditure tax imposed on foundation managers \$ _____ | | | |
| 2 | Has the foundation engaged in any activities that have not previously been reported to the IRS? | 2 | | No |
| | If "Yes," attach a detailed description of the activities. | | | |
| 3 | Has the foundation made any changes, not previously reported to the IRS, in its governing instrument, articles of incorporation, or bylaws, or other similar instruments? If "Yes," attach a conformed copy of the changes | 3 | | No |
| 4a | Did the foundation have unrelated business gross income of \$1,000 or more during the year? | 4a | | No |
| b | If "Yes," has it filed a tax return on Form 990-T for this year? | 4b | | |
| 5 | Was there a liquidation, termination, dissolution, or substantial contraction during the year? | 5 | | No |
| | If "Yes," attach the statement required by General Instruction T. | | | |
| 6 | Are the requirements of section 508(e) (relating to sections 4941 through 4945) satisfied either: • By language in the governing instrument, or • By state legislation that effectively amends the governing instrument so that no mandatory directions that conflict with the state law remain in the governing instrument? | 6 | Yes | |
| 7 | Did the foundation have at least \$5,000 in assets at any time during the year? If "Yes," complete Part II, col. (c), and Part XV. | 7 | Yes | |
| 8a | Enter the states to which the foundation reports or with which it is registered (see instructions): NM | | | |
| b | If the answer is "Yes" to line 7, has the foundation furnished a copy of Form 990-PF to the Attorney General (or designate) of each state as required by General Instruction G? If "No," attach explanation . | 8b | Yes | |
| 9 | Is the foundation claiming status as a private operating foundation within the meaning of section 4942(j)(3) or 4942(j)(5) for calendar year 2013 or the taxable year beginning in 2013 (see instructions for Part XIV)? If "Yes," complete Part XIV | 9 | | No |
| 10 | Did any persons become substantial contributors during the tax year? If "Yes," attach a schedule listing their names and addresses. | 10 | | No |

Part VII-A

Statements Regarding Activities *(continued)*

| | | | | |
|---|---|----|-----|----|
| 11 | At any time during the year, did the foundation, directly or indirectly, own a controlled entity within the meaning of section 512(b)(13)? If "Yes," attach schedule (see instructions). | 11 | | No |
| 12 | Did the foundation make a distribution to a donor advised fund over which the foundation or a disqualified person had advisory privileges? If "Yes," attach statement (see instructions) | 12 | | No |
| 13 | Did the foundation comply with the public inspection requirements for its annual returns and exemption application? | 13 | Yes | |
| Website address N/A | | | | |
| 14 | The books are in care of CYNTHIA PEARCE Telephone no (575) 397-2253 Located at PO BOX 1830 HOBBS NM ZIP+4 88241 | | | |
| 15 | Section 4947(a)(1) nonexempt charitable trusts filing Form 990-PF in lieu of Form 1041 —Check here and enter the amount of tax-exempt interest received or accrued during the year. | 15 | | |
| 16 | At any time during calendar year 2013, did the foundation have an interest in or a signature or other authority over a bank, securities, or other financial account in a foreign country? | 16 | Yes | No |
| See instructions for exceptions and filing requirements for Form TD F 90-22.1 If "Yes", enter the name of the foreign country | | | | |

Part VII-B

Statements Regarding Activities for Which Form 4720 May Be Required

| | | | | |
|---|---|----|-----|----|
| File Form 4720 if any item is checked in the "Yes" column, unless an exception applies. | | | Yes | No |
| 1a | During the year did the foundation (either directly or indirectly) (1) Engage in the sale or exchange, or leasing of property with a disqualified person? (2) Borrow money from, lend money to, or otherwise extend credit to (or accept it from) a disqualified person? (3) Furnish goods, services, or facilities to (or accept them from) a disqualified person? (4) Pay compensation to, or pay or reimburse the expenses of, a disqualified person? (5) Transfer any income or assets to a disqualified person (or make any of either available for the benefit or use of a disqualified person)? (6) Agree to pay money or property to a government official? (Exception. Check "No" if the foundation agreed to make a grant to or to employ the official for a period after termination of government service, if terminating within 90 days). | | | |
| b | If any answer is "Yes" to 1a(1)–(6), did any of the acts fail to qualify under the exceptions described in Regulations section 53.4941(d)-3 or in a current notice regarding disaster assistance (see page 20 of the instructions)? Organizations relying on a current notice regarding disaster assistance check here. | 1b | | |
| c | Did the foundation engage in a prior year in any of the acts described in 1a, other than excepted acts, that were not corrected before the first day of the tax year beginning in 2013? | 1c | | |
| 2 | Taxes on failure to distribute income (section 4942) (does not apply for years the foundation was a private operating foundation defined in section 4942(j)(3) or 4942(j)(5)) | | | |
| a | At the end of tax year 2013, did the foundation have any undistributed income (lines 6d and 6e, Part XIII) for tax year(s) beginning before 2013? If "Yes," list the years 20____, 20____, 20____, 20____ | | | |
| b | Are there any years listed in 2a for which the foundation is not applying the provisions of section 4942(a)(2) (relating to incorrect valuation of assets) to the year's undistributed income? (If applying section 4942(a)(2) to all years listed, answer "No" and attach statement—see instructions). | 2b | | |
| c | If the provisions of section 4942(a)(2) are being applied to any of the years listed in 2a, list the years here 20____, 20____, 20____, 20____ | | | |
| 3a | Did the foundation hold more than a 2% direct or indirect interest in any business enterprise at any time during the year? | | | |
| b | If "Yes," did it have excess business holdings in 2013 as a result of (1) any purchase by the foundation or disqualified persons after May 26, 1969, (2) the lapse of the 5-year period (or longer period approved by the Commissioner under section 4943(c)(7)) to dispose of holdings acquired by gift or bequest, or (3) the lapse of the 10-, 15-, or 20-year first phase holding period? (Use Schedule C, Form 4720, to determine if the foundation had excess business holdings in 2013.). | 3b | | |
| 4a | Did the foundation invest during the year any amount in a manner that would jeopardize its charitable purposes? | 4a | | No |
| b | Did the foundation make any investment in a prior year (but after December 31, 1969) that could jeopardize its charitable purpose that had not been removed from jeopardy before the first day of the tax year beginning in 2013? | 4b | | No |



Part VII-B

Statements Regarding Activities for Which Form 4720 May Be Required (continued)

| | | | | |
|--|--|-------------------------------------|--|--|
| 5a During the year did the foundation pay or incur any amount to | | | | |
| (1) Carry on propaganda, or otherwise attempt to influence legislation (section 4945(e))? | | <input type="checkbox"/> Yes | <input checked="" type="checkbox"/> No | |
| (2) Influence the outcome of any specific public election (see section 4955), or to carry on, directly or indirectly, any voter registration drive? | | <input type="checkbox"/> Yes | <input checked="" type="checkbox"/> No | |
| (3) Provide a grant to an individual for travel, study, or other similar purposes? | | <input type="checkbox"/> Yes | <input checked="" type="checkbox"/> No | |
| (4) Provide a grant to an organization other than a charitable, etc , organization described in section 509(a)(1), (2), or (3), or section 4940(d)(2)? (see instructions). | | <input type="checkbox"/> Yes | <input checked="" type="checkbox"/> No | |
| (5) Provide for any purpose other than religious, charitable, scientific, literary, or educational purposes, or for the prevention of cruelty to children or animals? | | <input type="checkbox"/> Yes | <input checked="" type="checkbox"/> No | |
| b If any answer is "Yes" to 5a(1)–(5), did any of the transactions fail to qualify under the exceptions described in Regulations section 53.4945 or in a current notice regarding disaster assistance (see instructions)? | | 5b | | |
| Organizations relying on a current notice regarding disaster assistance check here. | | <input checked="" type="checkbox"/> | | |
| c If the answer is "Yes" to question 5a(4), does the foundation claim exemption from the tax because it maintained expenditure responsibility for the grant? | | <input type="checkbox"/> Yes | <input type="checkbox"/> No | |
| If "Yes," attach the statement required by Regulations section 53.4945–5(d). | | | | |
| 6a Did the foundation, during the year, receive any funds, directly or indirectly, to pay premiums on a personal benefit contract? | | <input type="checkbox"/> Yes | <input checked="" type="checkbox"/> No | |
| b Did the foundation, during the year, pay premiums, directly or indirectly, on a personal benefit contract? | | 6b No | | |
| If "Yes" to 6b, file Form 8870. | | | | |
| 7a At any time during the tax year, was the foundation a party to a prohibited tax shelter transaction? | | <input type="checkbox"/> Yes | <input checked="" type="checkbox"/> No | |
| b If yes, did the foundation receive any proceeds or have any net income attributable to the transaction? | | 7b | | |

Part VIII

Information About Officers, Directors, Trustees, Foundation Managers, Highly Paid Employees, and Contractors

| | | | | |
|---|---|---|---|---------------------------------------|
| 1 List all officers, directors, trustees, foundation managers and their compensation (see instructions). | | | | |
| (a) Name and address | (b) Title, and average hours per week devoted to position | (c) Compensation (If not paid, enter -0-) | (d) Contributions to employee benefit plans and deferred compensation | (e) Expense account, other allowances |
| CYNTHIA PEARCE  PO BOX 1830 HOBBS,NM 88241 | DIRECTOR 5 00 | 0 | 0 | 0 |
| STEVAN PEARCE  PO BOX 1830 HOBBS,NM 88241 | DIRECTOR 5 00 | 0 | 0 | 0 |
| 2 Compensation of five highest-paid employees (other than those included on line 1—see instructions). If none, enter "NONE." | | | | |
| (a) Name and address of each employee paid more than \$50,000 | (b) Title, and average hours per week devoted to position | (c) Compensation | (d) Contributions to employee benefit plans and deferred compensation | (e) Expense account, other allowances |
| NONE | | | | |
| | | | | |
| | | | | |
| | | | | |
| | | | | |
| | | | | |
| | | | | |
| | | | | |
| Total number of other employees paid over \$50,000. | | | | |

Part VIII Information About Officers, Directors, Trustees, Foundation Managers, Highly Paid Employees, and Contractors *(continued)*

| 3 Five highest-paid independent contractors for professional services (see instructions). If none, enter "NONE". | | |
|---|---------------------|------------------|
| (a) Name and address of each person paid more than \$50,000 | (b) Type of service | (c) Compensation |
| NONE | | |
| | | |
| | | |
| | | |
| | | |
| | | |
| | | |
| | | |
| | | |
| Total number of others receiving over \$50,000 for professional services. | | |

Part IX-A Summary of Direct Charitable Activities

| List the foundation's four largest direct charitable activities during the tax year. Include relevant statistical information such as the number of organizations and other beneficiaries served, conferences convened, research papers produced, etc. | Expenses |
|--|----------|
| 1 TAYLOR MEMORIAL BAPTIST CHURCH GRANT FOR CHARITABLE PURPOSES | 20,300 |
| 2 9MARKS GRANT FOR CHARITABLE PURPOSES | 15,000 |
| 3 ACCESS PARTNERS GRANT FOR CHARITABLE PURPOSES | 10,000 |
| 4 SW MUSEUM OF ART AND ANTIQUITIES GRANT FOR CHARITABLE PURPOSES | 9,000 |

Part IX-B Summary of Program-Related Investments (see instructions)

| Describe the two largest program-related investments made by the foundation during the tax year on lines 1 and 2 | Amount |
|--|--------|
| 1 N/A | |
| 2 | |
| | |
| | |
| All other program-related investments. See page 24 of the instructions. | |
| 3 | |
| | |
| | |
| Total. Add lines 1 through 3 | |

Part X

Minimum Investment Return (All domestic foundations must complete this part. Foreign foundations, see instructions.)

| | | | |
|---|--|----|-----------|
| 1 | Fair market value of assets not used (or held for use) directly in carrying out charitable, etc , purposes | | |
| a | Average monthly fair market value of securities. | 1a | 1,470,120 |
| b | Average of monthly cash balances. | 1b | 63,885 |
| c | Fair market value of all other assets (see instructions). | 1c | 0 |
| d | Total (add lines 1a, b, and c). | 1d | 1,534,005 |
| e | Reduction claimed for blockage or other factors reported on lines 1a and 1c (attach detailed explanation). | 1e | |
| 2 | Acquisition indebtedness applicable to line 1 assets. | 2 | |
| 3 | Subtract line 2 from line 1d. | 3 | 1,534,005 |
| 4 | Cash deemed held for charitable activities Enter 1 1/2% of line 3 (for greater amount, see instructions). | 4 | 23,010 |
| 5 | Net value of noncharitable-use assets. Subtract line 4 from line 3 Enter here and on Part V, line 4 | 5 | 1,510,995 |
| 6 | Minimum investment return. Enter 5% of line 5. | 6 | 75,550 |

Part XI

Distributable Amount (see instructions) (Section 4942(j)(3) and (j)(5) private operating foundations and certain foreign organizations check here ☐ and do not complete this part.)

| | | | |
|----|---|----|--------|
| 1 | Minimum investment return from Part X, line 6. | 1 | 75,550 |
| 2a | Tax on investment income for 2013 from Part VI, line 5. | 2a | 1,013 |
| b | Income tax for 2013 (This does not include the tax from Part VI). | 2b | |
| c | Add lines 2a and 2b. | 2c | 1,013 |
| 3 | Distributable amount before adjustments Subtract line 2c from line 1. | 3 | 74,537 |
| 4 | Recoveries of amounts treated as qualifying distributions. | 4 | |
| 5 | Add lines 3 and 4. | 5 | 74,537 |
| 6 | Deduction from distributable amount (see instructions). | 6 | |
| 7 | Distributable amount as adjusted Subtract line 6 from line 5 Enter here and on Part XIII, line 1. | 7 | 74,537 |

Part XII

Qualifying Distributions (see instructions)

| | | | |
|--|--|----|--------|
| 1 | Amounts paid (including administrative expenses) to accomplish charitable, etc , purposes | | |
| a | Expenses, contributions, gifts, etc —total from Part I, column (d), line 26. | 1a | 73,900 |
| b | Program-related investments—total from Part IX-B. | 1b | |
| 2 | Amounts paid to acquire assets used (or held for use) directly in carrying out charitable, etc , purposes. | 2 | |
| 3 | Amounts set aside for specific charitable projects that satisfy the | | |
| a | Suitability test (prior IRS approval required). | 3a | |
| b | Cash distribution test (attach the required schedule). | 3b | |
| 4 | Qualifying distributions. Add lines 1a through 3b Enter here and on Part V, line 8, and Part XIII, line 4 | 4 | 73,900 |
| 5 | Foundations that qualify under section 4940(e) for the reduced rate of tax on net investment income Enter 1% of Part I, line 27b (see instructions). | 5 | |
| 6 | Adjusted qualifying distributions. Subtract line 5 from line 4. | 6 | 73,900 |
| Note: The amount on line 6 will be used in Part V, column (b), in subsequent years when calculating whether the foundation qualifies for the section 4940(e) reduction of tax in those years | | | |

Part XIII

Undistributed Income (see instructions)

| | (a) Corpus | (b) Years prior to 2012 | (c) 2012 | (d) 2013 |
|---|---------------|----------------------------|-------------|-------------|
| 1 Distributable amount for 2013 from Part XI, line 7 | | | | 74,537 |
| 2 Undistributed income, if any, as of the end of 2013 | | | | |
| a Enter amount for 2012 only. | | | | |
| b Total for prior years 20____, 20____, 20____ | | | | |
| 3 Excess distributions carryover, if any, to 2013 | | | | |
| a From 2008. | | | | |
| b From 2009. | | | | |
| c From 2010. | | | | |
| d From 2011. | | | | |
| e From 2012. | | | | 35,292 |
| f Total of lines 3a through e. | 35,292 | | | |
| 4 Qualifying distributions for 2013 from Part XII, line 4 ▶ \$ 73,900 | | | | |
| a Applied to 2012, but not more than line 2a | | | | |
| b Applied to undistributed income of prior years (Election required—see instructions). | | | | |
| c Treated as distributions out of corpus (Election required—see instructions). | | | | |
| d Applied to 2013 distributable amount. | | | | 73,900 |
| e Remaining amount distributed out of corpus | | | | |
| 5 Excess distributions carryover applied to 2013 (If an amount appears in column (d), the same amount must be shown in column (a).) | 637 | | | 637 |
| 6 Enter the net total of each column as indicated below: | | | | |
| a Corpus Add lines 3f, 4c, and 4e Subtract line 5 | 34,655 | | | |
| b Prior years' undistributed income Subtract line 4b from line 2b. | | | | |
| c Enter the amount of prior years' undistributed income for which a notice of deficiency has been issued, or on which the section 4942(a) tax has been previously assessed. | | | | |
| d Subtract line 6c from line 6b Taxable amount—see instructions | | | | |
| e Undistributed income for 2012 Subtract line 4a from line 2a Taxable amount—see instructions | | | | |
| f Undistributed income for 2013 Subtract lines 4d and 5 from line 1 This amount must be distributed in 2014 | | | | 0 |
| 7 Amounts treated as distributions out of corpus to satisfy requirements imposed by section 170(b)(1)(F) or 4942(g)(3) (see instructions). | | | | |
| 8 Excess distributions carryover from 2008 not applied on line 5 or line 7 (see instructions). . . . | | | | |
| 9 Excess distributions carryover to 2014. Subtract lines 7 and 8 from line 6a | 34,655 | | | |
| 10 Analysis of line 9 | | | | |
| a Excess from 2009. . . . | | | | |
| b Excess from 2010. . . . | | | | |
| c Excess from 2011. . . . | | | | |
| d Excess from 2012. . . . | | | | 34,655 |
| e Excess from 2013. . . . | | | | |

Part XIV

1a If the foundation has received a ruling or determination letter that it is a private operating foundation, and the ruling is effective for 2013, enter the date of the ruling. . . .

b Check box to indicate whether the organization is a private operating foundation described in section 4942(j)(3) or 4942(j)(5)

| | Tax year | Prior 3 years | | | (e) Total |
|--|----------|---------------|----------|----------|-----------|
| | (a) 2013 | (b) 2012 | (c) 2011 | (d) 2010 | |
| 2a Enter the lesser of the adjusted net income from Part I or the minimum investment return from Part X for each year listed | | | | | |
| b 85% of line 2a | | | | | |
| c Qualifying distributions from Part XII, line 4 for each year listed | | | | | |
| d Amounts included in line 2c not used directly for active conduct of exempt activities | | | | | |
| e Qualifying distributions made directly for active conduct of exempt activities. Subtract line 2d from line 2c | | | | | |
| 3 Complete 3a, b, or c for the alternative test relied upon | | | | | |
| a "Assets" alternative test—enter | | | | | |
| (1) Value of all assets | | | | | |
| (2) Value of assets qualifying under section 4942(j)(3)(B)(i) | | | | | |
| b "Endowment" alternative test— enter 2/3 of minimum investment return shown in Part X, line 6 for each year listed. | | | | | |
| c "Support" alternative test—enter | | | | | |
| (1) Total support other than gross investment income (interest, dividends, rents, payments on securities loans (section 512(a)(5)), or royalties) | | | | | |
| (2) Support from general public and 5 or more exempt organizations as provided in section 4942(j)(3)(B)(iii). | | | | | |
| (3) Largest amount of support from an exempt organization | | | | | |
| (4) Gross investment income | | | | | |

Part XV **Supplementary Information (Complete this part only if the organization had \$5,000 or more in assets at any time during the year—see instructions.)**

1 Information Regarding Foundation Managers:

a List any managers of the foundation who have contributed more than 2% of the total contributions received by the foundation before the close of any tax year (but only if they have contributed more than \$5,000). (See section 507(d)(2))

b List any managers of the foundation who own 10% or more of the stock of a corporation (or an equally large portion of the ownership of a partnership or other entity) of which the foundation has a 10% or greater interest

2 Information Regarding Contribution, Grant, Gift, Loan, Scholarship, etc., Programs:

Check here ☒ if the foundation only makes contributions to preselected charitable organizations and does not accept unsolicited requests for funds. If the foundation makes gifts, grants, etc. (see instructions) to individuals or organizations under other conditions, complete items 2a, b, c, and d.

a The name, address, and telephone number of the person to whom applications should be addressed

b The form in which applications should be submitted and information and materials they should include

c Any submission deadlines

d Any restrictions or limitations on awards, such as by geographical areas, charitable fields, kinds of institutions, or other factors

Part XV

Supplementary Information (continued)

3 Grants and Contributions Paid During the Year or Approved for Future Payment


| Recipient | If recipient is an individual, show any relationship to any foundation manager or substantial contributor | Foundation status of recipient | Purpose of grant or contribution | Amount |
|---|---|--------------------------------|----------------------------------|--------|
| Name and address (home or business) | | | | |
| a Paid during the year See Additional Data Table | | | | |
| Total | | | 3a | 73,900 |
| b Approved for future payment | | | | |
| Total | | | 3b | |

Enter gross amounts unless otherwise indicated


(See worksheet in line 13 instructions to verify calculations)

Form **990-PF** (2013)

Form 990PF Part XV Line 3 - Grants and Contributions Paid During the Year or Approved for Future Payment

| Recipient | If recipient is an individual, show any relationship to any foundation manager or substantial contributor | Foundation status of recipient | Purpose of grant or contribution | Amount |
|--|---|--------------------------------|----------------------------------|--------|
| Name and address (home or business) | | | | |
| a <i>Paid during the year</i> | | | | |
| 9MARKS 525A STREET NE WASHINGTON,DC 20002 | | | PHD STUDENT FUND | 15,000 |
| ACCESS PARTNERS 525 A STREET NE WASHINGTON,DC 20002 | | | CONTRIBUTION | 10,000 |
| BUCKNER FOUNDATION 600 N PEARL ST SUITE 200 DALLAS,TX 75201 | | | SCHOLARSHIP/CONTRIBUTIONS | 4,500 |
| CARE NET PREGNANCY CENTER OF ALBUQ PO BOX 21962 ALBUQUERQUE,NM 87154 | | | YEAR END GIFT | 1,000 |
| CASA OF LEA COUNTY 501 N LINAM HOBBS,NM 88240 | | | DONATION | 500 |
| FOUNDATIONS CHURCH PMB 505 3334 W MAIN NORMAN,OK 73072 | | | DONATION | 1,000 |
| HILLCREST BAPTIST CHURCH 220 W AVENUE I LOVINGTON,NM 88260 | | | YOUTH BUILDING DONATION | 500 |
| INSTITUTE FOR CREATION RESEARCH PO BOX 59029 DALLAS,TX 75229 | | | DONATION | 500 |
| MY POWER INC PO BOX 1756 HOBBS,NM 88241 | | | CONTRIBUTION | 5,000 |
| NEW BEGINNINGS PREGNANCY CENTER PO BOX 1814 CARLSBAD,NM 88221 | | | DONATION | 1,000 |
| NM ELKS FOR VETS PO BOX 1678 ROSWELL,NM 88202 | | | CONTRIBUTION | 500 |
| NMSU SCHOLARSHIP DEPT PO BOX 30001 LAS CRUCES,NM 88003 | | | SCHOLARSHIP | 1,000 |
| PACKS OF LOVE PO BOX 372 ARTESIA,NM 88211 | | | DONATION | 750 |
| SW MUSEUM OF ART AND ANTIQUITIES 225 E BENDER BLVD HOBBS,NM 88240 | | | DONATION | 9,000 |
| TAYLOR MEMORIAL BAPTIST CHURCH 1700 E YESO HOBBS,NM 88240 | | | CONTRIBUTION | 20,800 |
| Total  3a | | | | 73,900 |

Form 990PF Part XV Line 3 - Grants and Contributions Paid During the Year or Approved for Future Payment

| Recipient | If recipient is an individual, show any relationship to any foundation manager or substantial contributor | Foundation status of recipient | Purpose of grant or contribution | Amount |
|--|---|--------------------------------|----------------------------------|--------|
| Name and address (home or business) | | | | |
| a <i>Paid during the year</i> | | | | |
| VERITAS CLASSICAL CHRISTIAN ACADEMY PO BOX 2844 HOBBS, NM 88241 | | | SCHOLARSHIP | 2,850 |
| Total  3a | | | | 73,900 |

| | | |
|--|--|------------------|
| Schedule B (Form 990, 990-EZ, or 990-PF) Department of the Treasury Internal Revenue Service | Schedule of Contributors ▶ Attach to Form 990, 990-EZ, or 990-PF. ▶ Information about Schedule B (Form 990, 990-EZ, or 990-PF) and its instructions is at <u>www.irs.gov/form990</u>. | OMB No 1545-0047 |
| | | 2013 |

| | |
|--|---|
| Name of the organization STEVAN & CYNTHIA PEARCE CHARITABLE FOUNDATION | Employer identification number 01-0576324 |
|--|---|

Organization type (check one)

| | |
|--------------------|---|
| Filers of: | Section: |
| Form 990 or 990-EZ | <input type="checkbox"/> 501(c)() (enter number) organization |
| | <input type="checkbox"/> 4947(a)(1) nonexempt charitable trust not treated as a private foundation |
| | <input type="checkbox"/> 527 political organization |
| Form 990-PF | <input checked="" type="checkbox"/> 501(c)(3) exempt private foundation |
| | <input type="checkbox"/> 4947(a)(1) nonexempt charitable trust treated as a private foundation |
| | <input type="checkbox"/> 501(c)(3) taxable private foundation |

Check if your organization is covered by the **General Rule** or a **Special Rule**.
Note. Only a section 501(c)(7), (8), or (10) organization can check boxes for both the General Rule and a Special Rule. See instructions.

General Rule

☒ For an organization filing Form 990, 990-EZ, or 990-PF that received, during the year, \$5,000 or more (in money or property) from any one contributor. Complete Parts I and II.

Special Rules

- ☐ For a section 501(c)(3) organization filing Form 990 or 990-EZ that met the 33¹/₃% support test of the regulations under sections 509(a)(1) and 170(b)(1)(A)(vi) and received from any one contributor, during the year, a contribution of the greater of **(1)** \$5,000 or **(2)** 2% of the amount on (i) Form 990, Part VIII, line 1h, or (ii) Form 990-EZ, line 1. Complete Parts I and II.
- ☐ For a section 501(c)(7), (8), or (10) organization filing Form 990 or 990-EZ that received from any one contributor, during the year, total contributions of more than \$1,000 for use *exclusively* for religious, charitable, scientific, literary, or educational purposes, or for the prevention of cruelty to children or animals. Complete Parts I, II, and III.
- ☐ For a section 501(c)(7), (8), or (10) organization filing Form 990 or 990-EZ that received from any one contributor, during the year, contributions for use *exclusively* for religious, charitable, etc., purposes, but these contributions did not total more than \$1,000. If this box is checked, enter here the total contributions that were received during the year for an *exclusively* religious, charitable, etc., purpose. Do not complete any of the parts unless the **General Rule** applies to this organization because it received *nonexclusively* religious, charitable, etc., contributions of \$5,000 or more during the year. ▶ \$ _____

Caution. An organization that is not covered by the General Rule and/or the Special Rules does not file Schedule B (Form 990, 990-EZ, or 990-PF), but it **must** answer “No” on Part IV, line 2, of its Form 990, or check the box on line H of its Form 990-EZ or on its Form 990PF, Part I, line 2, to certify that it does not meet the filing requirements of Schedule B (Form 990, 990-EZ, or 990-PF).

| | |
|---------------|---|
| Part I | Contributors (see instructions) Use duplicate copies of Part I if additional space is needed |
|---------------|---|

Schedule B (Form 990, 990-EZ, or 990-PF) (2013)

| | |
|---|---|
| Name of organization STEVAN & CYNTHIA PEARCE CHARITABLE FOUNDATION | Employer identification number 01-0576324 |
|---|---|

| Part II | Noncash Property (see instructions) Use duplicate copies of Part II if additional space is needed | | |
|---------------------------|---|--|----------------------|
| (a) No. from Part I | (b) Description of noncash property given | (c) FMV (or estimate) (see instructions) | (d) Date received |
| _____ | _____ _____ _____ _____ | \$ _____ | _____ |
| (a) No. from Part I | (b) Description of noncash property given | (c) FMV (or estimate) (see instructions) | (d) Date received |
| _____ | _____ _____ _____ _____ | \$ _____ | _____ |
| (a) No. from Part I | (b) Description of noncash property given | (c) FMV (or estimate) (see instructions) | (d) Date received |
| _____ | _____ _____ _____ _____ | \$ _____ | _____ |
| (a) No. from Part I | (b) Description of noncash property given | (c) FMV (or estimate) (see instructions) | (d) Date received |
| _____ | _____ _____ _____ _____ | \$ _____ | _____ |
| (a) No. from Part I | (b) Description of noncash property given | (c) FMV (or estimate) (see instructions) | (d) Date received |
| _____ | _____ _____ _____ _____ | \$ _____ | _____ |
| (a) No. from Part I | (b) Description of noncash property given | (c) FMV (or estimate) (see instructions) | (d) Date received |
| _____ | _____ _____ _____ _____ | \$ _____ | _____ |

| | |
|---|---|
| Name of organization STEVAN & CYNTHIA PEARCE CHARITABLE FOUNDATION | Employer identification number 01-0576324 |
|---|---|

Part III

Exclusively religious, charitable, etc., individual contributions to section 501(c)(7), (8), or (10) organizations that total more than \$1,000 for the year. Complete columns (a) through (e) and the following line entry

For organizations completing Part III, enter the total of *exclusively* religious, charitable, etc , contributions of **\$1,000 or less** for the year (Enter this information once See instructions) ▶ \$

Use duplicate copies of Part III if additional space is needed

| (a) No. from Part I | (b) Purpose of gift | (c) Use of gift | (d) Description of how gift is held |
|---------------------------|---------------------------------------|-------------------------------------|--|
| — | <div></div> <div></div> <div></div> | <div></div> <div></div> <div></div> | <div></div> <div></div> <div></div> |
| | (e) Transfer of gift | | |
| | Transferee's name, address, and ZIP 4 | | Relationship of transferor to transferee |
| <div></div> <div></div> | | <div></div> <div></div> <div></div> | |

| (a) No. from Part I | (b) Purpose of gift | (c) Use of gift | (d) Description of how gift is held |
|---------------------------|---------------------------------------|-------------------------------------|--|
| — | <div></div> <div></div> <div></div> | <div></div> <div></div> <div></div> | <div></div> <div></div> <div></div> |
| | (e) Transfer of gift | | |
| | Transferee's name, address, and ZIP 4 | | Relationship of transferor to transferee |
| <div></div> <div></div> | | <div></div> <div></div> <div></div> | |

| (a) No. from Part I | (b) Purpose of gift | (c) Use of gift | (d) Description of how gift is held |
|---------------------------|---------------------------------------|-------------------------------------|--|
| — | <div></div> <div></div> <div></div> | <div></div> <div></div> <div></div> | <div></div> <div></div> <div></div> |
| | (e) Transfer of gift | | |
| | Transferee's name, address, and ZIP 4 | | Relationship of transferor to transferee |
| <div></div> <div></div> | | <div></div> <div></div> <div></div> | |

| (a) No. from Part I | (b) Purpose of gift | (c) Use of gift | (d) Description of how gift is held |
|---------------------------|---------------------------------------|-------------------------------------|--|
| — | <div></div> <div></div> <div></div> | <div></div> <div></div> <div></div> | <div></div> <div></div> <div></div> |
| | (e) Transfer of gift | | |
| | Transferee's name, address, and ZIP 4 | | Relationship of transferor to transferee |
| <div></div> <div></div> | | <div></div> <div></div> <div></div> | |

TY 2013 Compensation Explanation

Name: STEVAN & CYNTHIA PEARCE CHARITABLE
FOUNDATION
EIN: 01-0576324

| Person Name | Explanation |
|----------------|-------------|
| CYNTHIA PEARCE | |
| STEVAN PEARCE | |

Note: To capture the full content of this document, please select landscape mode (11" x 8.5") when printing.

TY 2013 Gain/Loss from Sale of Other Assets Schedule

Name: STEVAN & CYNTHIA PEARCE CHARITABLE
FOUNDATION

EIN: 01-0576324

| Name | Date Acquired | How Acquired | Date Sold | Purchaser Name | Gross Sales Price | Basis | Basis Method | Sales Expenses | Total (net) | Accumulated Depreciation |
|-----------------------------------|------------------|-----------------|--------------|-------------------|----------------------|-----------|-----------------|-------------------|----------------|-----------------------------|
| SHORT TERM LOSSES SEE ATTACHED | | PURCHASE | | | 1,329,915 | 1,384,617 | | | -54,702 | |
| SHORT TERM GAINS SEE ATTACHED | | PURCHASE | | | 1,141,775 | 1,090,420 | | | 51,355 | |
| LONG TERM LOSS SEE ATTACHED | | PURCHASE | | | 9,876 | 11,789 | | | -1,913 | |
| LONG TERM GAIN SEE ATTACHED | | PURCHASE | | | 160,308 | 133,833 | | | 26,475 | |

TY 2013 Investments - Other Schedule

Name: STEVAN & CYNTHIA PEARCE CHARITABLE
FOUNDATION

EIN: 01-0576324

| Category / Item | Listed at Cost or FMV | Book Value | End of Year Fair Market Value |
|--------------------|-----------------------|------------|-------------------------------|
| LONGER INVESTMENTS | AT COST | 1,319,314 | 1,535,125 |

TY 2013 Other Expenses Schedule

Name: STEVAN & CYNTHIA PEARCE CHARITABLE
FOUNDATION

EIN: 01-0576324

| Description | Revenue and Expenses per Books | Net Investment Income | Adjusted Net Income | Disbursements for Charitable Purposes |
|---------------------------|-----------------------------------|--------------------------|---------------------|--|
| EXPENSES | | | | |
| INVESTMENT MANAGEMENT FEE | 7,463 | 7,463 | | |

TY 2013 Other Income Schedule

Name: STEVAN & CYNTHIA PEARCE CHARITABLE
FOUNDATION

EIN: 01-0576324

| Description | Revenue And Expenses Per Books | Net Investment Income | Adjusted Net Income |
|---------------------------------|-----------------------------------|--------------------------|---------------------|
| PARTNERSHIP INCOME | 2,650 | 2,650 | 2,650 |
| RETURN ON INVESTMENT SETTLEMENT | 50 | | 50 |

TY 2013 Taxes Schedule

Name: STEVAN & CYNTHIA PEARCE CHARITABLE
FOUNDATION
EIN: 01-0576324

| Category | Amount | Net Investment Income | Adjusted Net Income | Disbursements for Charitable Purposes |
|-----------------------------|--------|--------------------------|------------------------|---|
| OTHER TAXES, LICENSES, FEES | 612 | | | |

Longer Investments Inc
REALIZED GAINS AND LOSSES
Stevan & Cynthia Pearce
Charitable Foundation
From 10-01-13 Through 09-30-14

| Open Date | Close Date | Quantity | Security | Cost Basis | Proceeds | Gain Or Loss | |
|--------------|---------------|----------|---|---------------|-----------|--------------|-----------|
| | | | | | | Short Term | Long Term |
| 9 27 2013 | 10 2 2013 | 775 | Market Vectors Gold Miners | 19 663 57 | 19 119 00 | (544 57) | |
| 9 13 2013 | 10 3 2013 | 580 | EnCana Corporation | 10 449 59 | 9 851 23 | (598 36) | |
| 8 1 2013 | 10 3 2013 | 35 | Corning Inc | 540 93 | 502 52 | (38 41) | |
| 7 24 2013 | 10 3 2013 | 715 | Corning Inc | 10 843 77 | 10 265 84 | (577 93) | |
| 8 15 2013 | 10 3 2013 | 50 | Eli Lilly & Co | 2 669 53 | 2 492 73 | (176 80) | |
| 12 27 2012 | 10 3 2013 | 130 | Vodafone Group PLC | 3 272 40 | 4 645 50 | 1 373 10 | |
| 10 2 2013 | 10 7 2013 | 50 | Wal-Mart Stores Inc | 3 661 41 | 3 579 68 | (81 73) | |
| 10 2 2013 | 10 7 2013 | 125 | Goldman Sachs Group Inc | 19 779 13 | 19 431 54 | (347 59) | |
| 10 18 2012 | 10 8 2013 | 5 | International Business Machines Corp | 989 66 | 899 27 | (90 39) | |
| 9 10 2013 | 10 8 2013 | 15 | International Business Machines Corp | 2 815 12 | 2 697 81 | (117 31) | |
| 9 9 2013 | 10 8 2013 | 30 | International Business Machines Corp | 5 542 42 | 5 395 63 | (146 79) | |
| 8 23 2013 | 10 11 2013 | 170 | Deere & Co | 14 167 47 | 13 947 50 | (219 97) | |
| 8 15 2013 | 10 11 2013 | 210 | Eli Lilly & Co | 11 212 01 | 10 235 23 | (976 78) | |
| 8 23 2013 | 10 11 2013 | 70 | Eli Lilly & Co | 3 655 40 | 3 411 74 | (243 66) | |
| 9 9 2013 | 10 15 2013 | 425 | Diebold Inc | 12 381 72 | 12 551 32 | 169 60 | |
| 5 22 2013 | 10 17 2013 | 150 | General Electric | 3 616 15 | 3 639 35 | 23 20 | |
| 9 10 2013 | 10 17 2013 | 160 | General Electric | 3 813 56 | 3 881 97 | 68 41 | |
| 1 31 2013 | 10 18 2013 | 500 | Central Fund of Canada Ltd | 10 718 39 | 7 246 27 | (3 472 12) | |
| 2 12 2010 | 10 18 2013 | 5 | International Business Machines Corp | 611 08 | 867 28 | | 256 20 |
| 9 9 2013 | 10 18 2013 | 5 | International Business Machines Corp | 923 74 | 867 28 | (56 46) | |
| 10 15 2013 | 10 21 2013 | 340 | JP Morgan Chase & Co | 17 980 57 | 18 375 24 | 394 67 | |
| 7 25 2013 | 10 22 2013 | 85 | EMC Corporation | 2 249 80 | 2 054 29 | (195 51) | |
| 9 9 2013 | 10 22 2013 | 85 | EMC Corporation | 2 273 68 | 2 054 29 | (219 39) | |
| 8 26 2013 | 10 24 2013 | 65 | Dow Chemical Co | 2 540 85 | 2 601 18 | 60 33 | |
| 8 27 2013 | 10 24 2013 | 35 | Dow Chemical Co | 1 331 98 | 1 400 64 | 68 66 | |
| 4 23 2013 | 10 25 2013 | 10 | Merck & Co Inc | 485 20 | 459 14 | (26 06) | |
| 5 22 2013 | 10 25 2013 | 25 | Merck & Co Inc | 1 197 23 | 1 147 86 | (49 37) | |
| 8 24 2012 | 10 25 2013 | 200 | Merck & Co Inc | 8 563 91 | 9 182 87 | | 618 96 |
| 2 1 2013 | 10 25 2013 | 140 | Merck & Co Inc | 5 841 21 | 6 428 01 | 586 80 | |
| 9 10 2013 | 10 25 2013 | 400 | KBR Inc | 12 544 51 | 13 377 14 | 832 63 | |
| 9 11 2013 | 10 28 2013 | 115 | NVIDIA Corporation | 1 806 29 | 1 732 00 | (74 29) | |
| 9 10 2013 | 10 28 2013 | 685 | NVIDIA Corporation | 10 506 71 | 10 316 68 | (190 03) | |
| 9 10 2013 | 10 29 2013 | 50 | AGCO Corp | 2 966 37 | 2 965 16 | (1 21) | |
| 10 8 2013 | 10 30 2013 | 450 | Teva Pharmaceuticals Industries Ltd | 17 652 69 | 17 361 52 | (291 17) | |
| 10 2 2013 | 10 30 2013 | 8 | Apple Inc | 3 889 09 | 4 174 96 | 285 87 | |
| 9 4 2013 | 10 30 2013 | 215 | AGCO Corp | 12 202 29 | 12 399 48 | 197 19 | |
| 9 10 2013 | 10 30 2013 | 35 | AGCO Corp | 2 076 46 | 2 018 52 | (57 94) | |
| 10 22 2013 | 10 30 2013 | 200 | BHP Billiton Ltd | 14 506 15 | 14 261 92 | (244 23) | |
| 8 27 2013 | 10 30 2013 | 15 | Dow Chemical Co | 570 85 | 584 69 | 13 84 | |
| 8 8 2013 | 10 30 2013 | 85 | Dow Chemical Co | 3 108 60 | 3 313 25 | 204 65 | |
| 8 2 2013 | 10 30 2013 | 350 | Dow Chemical Co | 12 471 05 | 13 642 80 | 1 171 75 | |
| 9 12 2013 | 10 31 2013 | 180 | Fluor Corporation | 12 250 17 | 13 450 54 | 1 200 37 | |
| 10 3 2013 | 10 31 2013 | 45 | Fluor Corporation | 3 222 68 | 3 362 64 | 139 96 | |
| 11 1 2013 | 11 7 2013 | 2000 | ProShares Short S&P 500 | 53 413 55 | 53 236 92 | (176 63) | |
| 11 6 2013 | 11 7 2013 | 10 | Apple Inc | 5 202 80 | 5 139 41 | (63 39) | |
| 1 31 2013 | 11 8 2013 | 150 | Central Fund of Canada Ltd | 3 215 52 | 2 153 60 | (1 061 92) | |
| 3 27 2013 | 11 8 2013 | 350 | Central Fund of Canada Ltd | 6 822 30 | 5 025 07 | (1 797 23) | |
| 9 9 2013 | 11 14 2013 | 925 | Ericsson | 12 383 05 | 11 288 15 | (1 094 90) | |
| 10 16 2013 | 11 14 2013 | 50 | Ericsson | 652 00 | 610 17 | (41 83) | |
| 11 12 2013 | 11 14 2013 | 180 | VMware Inc | 14 587 35 | 14 027 97 | (559 38) | |
| 9 17 2013 | 11 14 2013 | 5 | Kohl's Corp | 259 35 | 270 20 | 10 85 | |
| 10 18 2013 | 11 14 2013 | 70 | Kohl's Corp | 3 740 74 | 3 782 82 | 42 08 | |
| 11 13 2013 | 11 19 2013 | 180 | Deere & Co | 14 859 60 | 14 858 56 | (1 04) | |
| 10 22 2013 | 11 19 2013 | 210 | Jacobs Engineering Group Inc | 12 695 85 | 12 592 74 | (103 11) | |
| 10 29 2013 | 11 19 2013 | 50 | Allergan Inc | 4 618 83 | 4 867 30 | 248 47 | |
| 10 22 2013 | 11 19 2013 | 140 | Allergan Inc | 12 824 56 | 13 628 43 | 803 87 | |
| 11 6 2013 | 11 19 2013 | 50 | Allergan Inc | 4 442 50 | 4 867 29 | 424 79 | |
| 9 17 2013 | 11 27 2013 | 260 | Kohl's Corp | 13 486 06 | 14 553 37 | 1 067 31 | |
| 11 7 2013 | 12 3 2013 | 100 | iShares Dow Jones Select Dividend Index | 6 985 34 | 6 985 93 | 0 59 | |
| 8 23 2013 | 12 4 2013 | 40 | ConocoPhillips | 2 657 60 | 2 854 88 | 197 28 | |
| 8 28 2013 | 12 4 2013 | 50 | ConocoPhillips | 3 361 54 | 3 568 60 | 207 06 | |
| 11 5 2013 | 12 10 2013 | 65 | Cisco Systems Inc | 1 496 95 | 1 370 85 | (126 10) | |
| 5 1 2013 | 12 10 2013 | 35 | Cisco Systems Inc | 728 36 | 738 15 | 9 79 | |
| 3 29 2011 | 12 10 2013 | 25 | Cisco Systems Inc | 434 54 | 527 25 | | 92 71 |
| 11 22 2013 | 12 16 2013 | 50 | iShares Barclays 20+ Year T-Bond Fund | 5 190 18 | 5 154 41 | (35 77) | |
| 11 21 2013 | 12 16 2013 | 15 | iShares Barclays 20+ Year T-Bond Fund | 1 544 37 | 1 546 32 | 1 95 | |

| | | | | | | | |
|------------|------------|-------|---|-----------|-----------|----------|--|
| 11/21/2013 | 12/18/2013 | 385 | iShares Barclays 20+ Year T-Bond Fund | 39,638.94 | 39,495.25 | (143.69) | |
| 7/10/2013 | 12/18/2013 | 500 | EMC Corporation | 12,377.55 | 11,646.25 | (731.30) | |
| 7/16/2013 | 12/18/2013 | 125 | EMC Corporation | 3,184.95 | 2,911.56 | (273.39) | |
| 7/18/2013 | 12/18/2013 | 75 | EMC Corporation | 1,920.00 | 1,746.94 | (173.06) | |
| 7/25/2013 | 12/18/2013 | 40 | EMC Corporation | 1,058.73 | 931.70 | (127.03) | |
| 11/6/2013 | 12/18/2013 | 75 | Ensc0 PLC | 4,517.01 | 4,167.22 | (349.79) | |
| 9/17/2013 | 12/18/2013 | 75 | Ensc0 PLC | 4,215.35 | 4,167.21 | (48.14) | |
| 11/7/2013 | 12/18/2013 | 35 | International Business Machines Corp | 6,310.49 | 6,123.14 | (187.35) | |
| 11/29/2013 | 12/19/2013 | 75 | Market Vectors Gold Miners | 1,677.75 | 1,536.46 | (141.29) | |
| 11/27/2013 | 12/19/2013 | 585 | Market Vectors Gold Miners | 12,756.22 | 11,984.35 | (771.87) | |
| 9/4/2013 | 12/26/2013 | 50 | Occidental Petroleum Corporation | 4,442.83 | 4,674.97 | 232.14 | |
| 9/12/2013 | 12/26/2013 | 25 | Occidental Petroleum Corporation | 2,273.86 | 2,337.48 | 63.62 | |
| 9/17/2013 | 1/3/2014 | 175 | Ensc0 PLC | 9,835.81 | 9,873.96 | 38.16 | |
| 10/21/2013 | 1/3/2014 | 75 | Ensc0 PLC | 4,156.68 | 4,231.69 | 75.01 | |
| 11/15/2013 | 1/6/2014 | 560 | CSX Corp | 15,113.89 | 15,817.49 | 703.60 | |
| 5/6/2013 | 1/9/2014 | 110 | Medtronic Inc | 5,277.30 | 6,521.87 | 1,244.57 | |
| 5/23/2013 | 1/9/2014 | 55 | Medtronic Inc | 2,817.26 | 3,260.94 | 443.68 | |
| 1/2/2014 | 1/9/2014 | 20 | Chart Industries Inc | 1,869.20 | 1,822.92 | (46.28) | |
| 12/23/2013 | 1/9/2014 | 160 | Chart Industries Inc | 14,676.84 | 14,583.32 | (93.52) | |
| 10/16/2013 | 1/9/2014 | 310 | Southwestern Energy | 11,452.35 | 11,617.96 | 165.61 | |
| 10/22/2013 | 1/9/2014 | 90 | Southwestern Energy | 3,328.14 | 3,372.95 | 44.81 | |
| 12/6/2013 | 1/17/2014 | 45 | Caterpillar Inc | 3,847.41 | 4,138.25 | 290.84 | |
| 11/29/2013 | 1/17/2014 | 15 | Caterpillar Inc | 1,276.81 | 1,379.42 | 102.61 | |
| 9/4/2013 | 1/21/2014 | 200 | Occidental Petroleum Corporation | 17,771.32 | 17,887.50 | 116.18 | |
| 12/19/2013 | 1/22/2014 | 40 | E I DuPont de Nemours & Co | 2,500.12 | 2,538.53 | 38.41 | |
| 9/10/2013 | 1/22/2014 | 85 | E I DuPont de Nemours & Co | 4,922.23 | 5,394.38 | 472.15 | |
| 11/7/2013 | 1/22/2014 | 25 | International Business Machines Corp | 4,507.49 | 4,564.16 | 56.67 | |
| 9/10/2013 | 1/23/2014 | 225 | E I DuPont de Nemours & Co | 13,029.43 | 13,955.39 | 925.96 | |
| 12/23/2013 | 1/23/2014 | 400 | Potash Corp of Saskatchewan Inc | 13,029.15 | 13,291.97 | 262.82 | |
| 1/8/2014 | 1/23/2014 | 50 | Potash Corp of Saskatchewan Inc | 1,694.98 | 1,661.50 | (33.48) | |
| 9/12/2013 | 1/23/2014 | 340 | Waste Management Inc (New) | 13,951.53 | 14,253.55 | 302.02 | |
| 10/18/2013 | 1/23/2014 | 85 | Waste Management Inc (New) | 3,619.94 | 3,563.39 | (56.55) | |
| 10/29/2013 | 1/23/2014 | 70 | Waste Management Inc (New) | 3,103.49 | 2,934.55 | (168.94) | |
| 12/16/2013 | 1/23/2014 | 215 | BHP Billiton Ltd | 13,998.53 | 13,880.28 | (118.25) | |
| 12/19/2013 | 1/23/2014 | 65 | BHP Billiton Ltd | 4,247.06 | 4,196.36 | (50.70) | |
| 11/6/2013 | 1/23/2014 | 110 | Microsoft Corp | 4,187.74 | 3,940.34 | (247.40) | |
| 11/7/2013 | 1/23/2014 | 50 | Microsoft Corp | 1,890.50 | 1,791.06 | (99.44) | |
| 11/5/2013 | 1/23/2014 | 15 | Microsoft Corp | 547.45 | 537.32 | (10.13) | |
| 11/25/2013 | 1/24/2014 | 175 | Caterpillar Inc | 14,776.34 | 15,136.76 | 360.42 | |
| 11/29/2013 | 1/24/2014 | 25 | Caterpillar Inc | 2,128.01 | 2,162.39 | 34.38 | |
| 5/6/2013 | 1/24/2014 | 210 | Medtronic Inc | 10,074.85 | 12,053.14 | 1,978.29 | |
| 1/10/2014 | 1/27/2014 | 430 | ProShares Short S&P 500 | 10,938.05 | 11,203.04 | 264.99 | |
| 1/9/2014 | 1/27/2014 | 1000 | ProShares Short S&P 500 | 25,384.95 | 26,053.59 | 668.64 | |
| 11/7/2013 | 1/28/2014 | 90 | Qualcomm Incorporated | 6,045.16 | 6,498.95 | 453.79 | |
| 7/25/2013 | 1/28/2014 | 10 | Qualcomm Incorporated | 634.80 | 722.11 | 87.31 | |
| 10/2/2013 | 1/28/2014 | 7 | Apple Inc | 3,402.95 | 3,575.10 | 172.15 | |
| 1/29/2014 | 2/3/2014 | 750 | Steel Dynamics Inc | 12,645.33 | 12,010.64 | (634.69) | |
| 1/30/2014 | 2/3/2014 | 300 | Devon Energy Corp | 17,973.43 | 17,390.75 | (582.68) | |
| 1/30/2014 | 2/4/2014 | 215 | Baxter Intl | 14,878.01 | 14,282.84 | (595.17) | |
| 1/31/2014 | 2/5/2014 | 555 | Cliffs Natural Resources Inc | 10,734.16 | 10,251.99 | (482.17) | |
| 2/7/2014 | 2/11/2014 | 1430 | ProShares Short S&P 500 | 37,239.86 | 36,569.24 | (670.62) | |
| 1/23/2014 | 2/12/2014 | 25000 | U S Treasur Note 1.500% Due 12-31-18 | 24,890.37 | 24,929.69 | 39.33 | |
| 1/23/2014 | 2/13/2014 | 25000 | U S Treasur Note 1.500% Due 12-31-18 | 24,890.37 | 25,000.00 | 109.64 | |
| 8/6/2009 | 2/14/2014 | 60000 | U S Treasur Note 4.000% Due 08-15-18 | 60,730.30 | 66,918.72 | 6,188.42 | |
| 3/29/2011 | 2/14/2014 | 75 | Cisco Systems Inc | 1,303.62 | 1,693.81 | 390.19 | |
| 11/25/2013 | 2/20/2014 | 50 | Coca-Cola | 2,033.63 | 1,862.10 | (171.53) | |
| 12/30/2013 | 2/20/2014 | 80 | Coca-Cola | 3,295.20 | 2,979.37 | (315.83) | |
| 9/14/2010 | 2/24/2014 | 40 | Intel Corp | 751.59 | 988.48 | 236.89 | |
| 12/6/2013 | 2/24/2014 | 175 | Intel Corp | 4,375.17 | 4,324.59 | (50.58) | |
| 4/23/2013 | 2/24/2014 | 50 | A T & T | 1,946.50 | 1,624.65 | (321.85) | |
| 7/24/2012 | 2/24/2014 | 50 | A T & T | 1,720.43 | 1,624.64 | (95.79) | |
| 2/24/2014 | 2/24/2014 | 0 | Verizon Communications | 9.64 | 9.27 | (0.37) | |
| 12/27/2012 | 2/24/2014 | 0 | Vodafone Group PLC | 8.39 | 7.42 | (0.97) | |
| 2/6/2014 | 2/25/2014 | 165 | Chart Industries Inc | 14,180.62 | 13,941.64 | (238.98) | |
| 2/11/2014 | 2/25/2014 | 45 | Chart Industries Inc | 3,858.72 | 3,802.27 | (56.45) | |
| 2/14/2014 | 2/25/2014 | 170 | National Oilwell Varco Inc | 12,947.02 | 12,599.15 | (347.87) | |
| 2/12/2014 | 2/26/2014 | 80 | Goldman Sachs Group Inc | 13,119.92 | 12,952.71 | (167.21) | |
| 2/24/2014 | 2/26/2014 | 20 | Goldman Sachs Group Inc | 3,327.76 | 3,238.18 | (89.58) | |
| 2/11/2014 | 2/28/2014 | 35 | SPDR Gold Shares | 4,335.98 | 4,470.13 | 134.15 | |
| 1/27/2014 | 2/28/2014 | 35 | SPDR Gold Shares | 4,270.47 | 4,470.13 | 199.66 | |
| 12/10/2013 | 2/28/2014 | 25 | SPDR Gold Shares | 3,049.50 | 3,192.95 | 143.45 | |
| 1/24/2014 | 2/28/2014 | 40 | SPDR Gold Shares | 4,878.40 | 5,108.71 | 230.31 | |
| 1/23/2014 | 2/28/2014 | 35 | SPDR Gold Shares | 4,263.46 | 4,470.13 | 206.67 | |

| | | | | | | | |
|------------|-----------|-------|---|-----------|-----------|------------|------------|
| 2 24 2014 | 2 28 2014 | 425 | KBR Inc | 13 318.85 | 11 684.68 | (1 634.17) | |
| 2 12 2010 | 3 3 2014 | 10 | International Business Machines Corp | 1 222.16 | 1 831.51 | | 609.35 |
| 11 7 2013 | 3 3 2014 | 10 | International Business Machines Corp | 1 803.00 | 1 831.50 | 28.50 | |
| 12 27 2012 | 3 4 2014 | 3 | Vodafone Group PLC | 138.45 | 123.71 | | (14.74) |
| 2 24 2014 | 3 4 2014 | 5 | Verizon Communications | 240.58 | 238.09 | (2.49) | |
| 2 24 2014 | 3 7 2014 | 100 | Verizon Communications | 4 811.50 | 4 691.15 | (120.35) | |
| 2 11 2014 | 3 10 2014 | 550 | Freeport-McMoRan Copper & Gold | 17 985.10 | 17 078.02 | (907.08) | |
| 3 5 2014 | 3 10 2014 | 50 | Freeport-McMoRan Copper & Gold | 1 704.00 | 1 552.55 | (151.45) | |
| 11 29 2013 | 3 11 2014 | 75 | SPDR Gold Shares | 9 079.62 | 9 704.85 | 625.23 | |
| 3 5 2014 | 3 12 2014 | 350 | Transocean Inc | 14 877.76 | 14 354.42 | (523.34) | |
| 2 12 2014 | 3 13 2014 | 250 | AGCO Corp | 13 086.70 | 13 011.31 | (75.39) | |
| 3 5 2014 | 3 13 2014 | 35 | AGCO Corp | 1 853.44 | 1 821.58 | (31.86) | |
| 2 13 2014 | 3 13 2014 | 285 | Enseo PLC | 14 583.00 | 14 116.39 | (466.61) | |
| 12 27 2012 | 3 13 2014 | 215 | Vodafone Group PLC | 9 922.10 | 8 120.47 | | (1 801.63) |
| 3 11 2014 | 3 14 2014 | 175 | Apache Corp | 14 212.16 | 13 721.32 | (490.84) | |
| 3 7 2014 | 3 20 2014 | 210 | FB Hunt Transport Services Inc | 15 660.71 | 14 724.53 | (936.18) | |
| 11 8 2013 | 3 26 2014 | 115 | Northern Trust Corporation | 6 688.12 | 7 438.49 | 750.37 | |
| 2 10 2014 | 3 27 2014 | 865 | Key Corp | 10 952.07 | 12 147.75 | 1 195.68 | |
| 2 13 2014 | 3 27 2014 | 135 | Key Corp | 1 724.53 | 1 895.89 | 171.36 | |
| 3 24 2014 | 3 27 2014 | 260 | Citigroup Inc | 13 107.33 | 12 403.52 | (703.81) | |
| 4 2 2014 | 4 10 2014 | 460 | CSX Corp | 13 454.01 | 12 870.77 | (583.24) | |
| 12 1 2011 | 4 17 2014 | 200 | Northern Trust Corporation | 7 452.54 | 11 882.41 | | 4 429.87 |
| 10 16 2013 | 4 17 2014 | 125 | Utilities Select Sector SPDR Fund | 4 712.06 | 5 303.56 | 591.50 | |
| 4 7 2014 | 4 21 2014 | 27 | Google Inc Class A shares | 14 430.36 | 14 551.33 | 120.97 | |
| 4 10 2014 | 4 21 2014 | 8 | Google Inc Class A shares | 4 396.85 | 4 311.50 | (85.35) | |
| 4 16 2014 | 4 21 2014 | 5 | Google Inc Class A shares | 2 781.57 | 2 694.69 | (86.88) | |
| 11 29 2013 | 4 22 2014 | 125 | SPDR Gold Shares | 15 132.71 | 15 373.17 | 240.46 | |
| 1 13 2014 | 4 22 2014 | 25 | SPDR Gold Shares | 3 018.70 | 3 074.66 | 55.96 | |
| 12 4 2013 | 4 22 2014 | 25 | SPDR Gold Shares | 3 008.99 | 3 074.66 | 65.67 | |
| 1 2 2014 | 4 22 2014 | 50 | SPDR Gold Shares | 5 910.78 | 6 149.32 | 238.54 | |
| 1 3 2014 | 4 23 2014 | 1000 | Ericsson | 11 870.55 | 12 190.95 | 320.40 | |
| 2 11 2014 | 4 23 2014 | 150 | Ericsson | 1 906.30 | 1 828.64 | (77.66) | |
| 12 23 2011 | 4 23 2014 | 75 | A T & T | 2 248.87 | 2 624.96 | | 376.09 |
| 7 18 2013 | 4 24 2014 | 30 | Qualcomm Incorporated | 1 853.61 | 2 320.40 | 466.79 | |
| 7 25 2013 | 4 24 2014 | 20 | Qualcomm Incorporated | 1 269.59 | 1 546.94 | 277.35 | |
| 2 12 2014 | 4 28 2014 | 25 | EMC Corporation | 627.97 | 634.88 | 6.91 | |
| 2 24 2014 | 4 28 2014 | 110 | EMC Corporation | 2 845.52 | 2 793.47 | (52.05) | |
| 3 4 2014 | 4 28 2014 | 110 | EMC Corporation | 2 962.20 | 2 793.47 | (168.73) | |
| 3 25 2014 | 4 28 2014 | 80 | EMC Corporation | 2 247.20 | 2 031.62 | (215.58) | |
| 4 22 2014 | 4 29 2014 | 185 | ABB Ltd | 4 836.03 | 4 467.97 | (368.06) | |
| 4 28 2014 | 4 29 2014 | 135 | ABB Ltd | 3 542.98 | 3 260.41 | (282.57) | |
| 2 14 2014 | 4 29 2014 | 375 | Centurytel Inc | 11 580.63 | 13 049.94 | 1 469.31 | |
| 4 16 2014 | 4 29 2014 | 75 | Centurytel Inc | 2 582.64 | 2 609.99 | 27.35 | |
| 4 22 2014 | 4 29 2014 | 175 | Chart Industries Inc | 13 766.07 | 11 673.55 | (2 092.52) | |
| 4 24 2014 | 4 29 2014 | 40 | Chart Industries Inc | 3 168.04 | 2 668.24 | (499.80) | |
| 4 17 2014 | 4 29 2014 | 100 | Fluor Corporation | 7 821.67 | 7 455.82 | (365.85) | |
| 10 29 2013 | 4 29 2014 | 50 | Pfizer Inc | 1 558.47 | 1 580.68 | 22.21 | |
| 12 18 2013 | 4 29 2014 | 10 | Pfizer Inc | 302.30 | 316.14 | 13.84 | |
| 4 21 2014 | 4 29 2014 | 90 | Pfizer Inc | 2 747.70 | 2 845.22 | 97.52 | |
| 4 22 2014 | 4 30 2014 | 315 | ABB Ltd | 8 234.32 | 7 550.91 | (683.41) | |
| 4 14 2014 | 4 30 2014 | 325 | Transocean Inc | 13 119.81 | 13 962.46 | 842.65 | |
| 4 24 2014 | 4 30 2014 | 85 | Transocean Inc | 3 559.84 | 3 651.72 | 91.88 | |
| 4 17 2014 | 5 1 2014 | 100 | Fluor Corporation | 7 821.67 | 7 592.65 | (229.02) | |
| 3 18 2014 | 5 6 2014 | 720 | Ford Motor Co | 11 170.25 | 11 296.97 | 126.72 | |
| 4 2 2014 | 5 6 2014 | 100 | Ford Motor Co | 1 634.85 | 1 569.02 | (65.83) | |
| 4 23 2014 | 5 6 2014 | 110 | Ford Motor Co | 1 794.14 | 1 725.93 | (68.21) | |
| 4 14 2014 | 5 7 2014 | 260 | Kohl's Corp | 13 890.43 | 13 771.97 | (118.46) | |
| 4 16 2014 | 5 7 2014 | 40 | Kohl's Corp | 2 198.07 | 2 118.76 | (79.31) | |
| 5 1 2014 | 5 9 2014 | 2000 | ProShares Short S&P 500 | 48 905.55 | 48 991.82 | 86.27 | |
| 5 2 2014 | 5 9 2014 | 370 | ProShares Short S&P 500 | 9 065.00 | 9 063.48 | (1.52) | |
| 5 5 2014 | 5 9 2014 | 150 | ProShares Short S&P 500 | 3 680.65 | 3 674.39 | (6.26) | |
| 5 12 2014 | 5 16 2014 | 825 | Cliffs Natural Resources Inc | 14 509.65 | 13 798.42 | (711.23) | |
| 5 13 2014 | 5 16 2014 | 110 | Cliffs Natural Resources Inc | 1 956.80 | 1 839.79 | (117.01) | |
| 2 12 2010 | 5 16 2014 | 15 | International Business Machines Corp | 1 833.23 | 2 796.79 | | 963.56 |
| 2 11 2014 | 5 16 2014 | 35 | Wal-Mart Stores Inc | 2 613.53 | 2 694.37 | 80.84 | |
| 8 6 2009 | 5 22 2014 | 15000 | U S Treasur Note 4.000% Due 08-15-18 | 15 153.36 | 16 673.44 | | 1 520.08 |
| 12 23 2011 | 5 22 2014 | 60 | A T & T | 1 799.10 | 2 119.75 | | 320.65 |
| 9 6 2013 | 5 22 2014 | 150 | Utilities Select Sector SPDR Fund | 5 562.40 | 6 270.21 | 707.81 | |
| 5 14 2014 | 5 27 2014 | 700 | Market Vectors Gold Miners | 16 829.53 | 16 090.69 | (738.84) | |
| 5 12 2014 | 5 28 2014 | 155 | VMware Inc | 14 728.94 | 14 756.49 | 27.55 | |
| 5 19 2014 | 5 28 2014 | 45 | VMware Inc | 4 304.62 | 4 284.14 | (20.48) | |
| 1 27 2014 | 5 29 2014 | 150 | iShares Dow Jones Select Dividend Index | 10 395.00 | 11 207.46 | 812.46 | |
| 5 30 2014 | 6 3 2014 | 75 | Amazon.com Inc | 23 402.55 | 22 945.74 | (456.81) | |
| 11 8 2013 | 6 10 2014 | 350 | Guggenheim Multi-Asset Income Index | 8 533.46 | 9 072.89 | 539.43 | |
| 4 15 2011 | 6 10 2014 | 15 | Johnson & Johnson | 911.92 | 1 551.57 | | 639.65 |

| | | | | | | | |
|------------|-----------|------|---|-----------|-----------|------------|----------|
| 11/8/2013 | 6/12/2014 | 100 | Guggenheim Multi-Asset Income Index | 2,438.13 | 2,576.04 | 137.91 | |
| 2/14/2014 | 6/23/2014 | 25 | Coeur d'Alene Mines Corp | 277.98 | 217.25 | (60.73) | |
| 2/18/2014 | 6/23/2014 | 275 | Coeur d'Alene Mines Corp | 3,230.96 | 2,389.74 | (841.22) | |
| 6/5/2009 | 6/23/2014 | 10 | Chevron Corp | 692.44 | 1,326.47 | | 634.03 |
| 9/6/2013 | 6/23/2014 | 100 | Utilities Select Sector SPDR Fund | 3,708.26 | 4,314.15 | 605.89 | |
| 2/14/2014 | 6/26/2014 | 350 | Coeur d'Alene Mines Corp | 3,891.77 | 3,151.38 | (740.39) | |
| 8/23/2013 | 6/26/2014 | 5 | ConocoPhillips | 332.20 | 424.56 | 92.36 | |
| 1/29/2014 | 6/26/2014 | 25 | ConocoPhillips | 1,650.62 | 2,122.82 | 472.20 | |
| 3/5/2014 | 6/27/2014 | 25 | Abbott Laboratories | 1,000.55 | 1,011.58 | 11.03 | |
| 4/15/2011 | 6/27/2014 | 40 | Johnson & Johnson | 2,431.78 | 4,205.54 | | 1,773.76 |
| 12/19/2013 | 6/27/2014 | 20 | Procter & Gamble Co | 1,642.29 | 1,577.20 | (65.09) | |
| 8/21/2009 | 7/1/2014 | 5 | BCE Inc | 121.86 | 227.64 | | 105.78 |
| 6/26/2013 | 7/1/2014 | 20 | BCE Inc | 784.61 | 910.56 | | 125.95 |
| 5/8/2014 | 7/1/2014 | 25 | BCE Inc | 1,132.37 | 1,138.19 | 5.82 | |
| 1/22/2013 | 7/1/2014 | 125 | iShares Dow Jones Select Dividend Index | 7,458.07 | 9,642.29 | | 2,184.22 |
| 12/18/2013 | 7/7/2014 | 50 | Pfizer Inc | 1,511.48 | 1,523.07 | 11.59 | |
| 5/12/2014 | 7/7/2014 | 100 | Pfizer Inc | 2,924.16 | 3,046.15 | 122.00 | |
| 7/1/2014 | 7/7/2014 | 400 | Weverhaeuser Co | 13,096.19 | 13,179.12 | 82.93 | |
| 2/14/2014 | 7/8/2014 | 150 | Coeur d'Alene Mines Corp | 1,667.90 | 1,280.98 | (386.92) | |
| 6/30/2014 | 7/8/2014 | 735 | Eriqsson | 8,894.00 | 8,621.74 | (272.26) | |
| 2/14/2014 | 7/10/2014 | 150 | Coeur d'Alene Mines Corp | 1,667.90 | 1,374.25 | (293.65) | |
| 6/9/2014 | 7/10/2014 | 315 | SPDR Homebuilders | 10,363.77 | 9,920.20 | (443.57) | |
| 2/14/2014 | 7/14/2014 | 150 | Coeur d'Alene Mines Corp | 1,667.90 | 1,331.05 | (336.85) | |
| 2/26/2014 | 7/14/2014 | 100 | Coeur d'Alene Mines Corp | 1,087.75 | 887.36 | (200.39) | |
| 3/12/2014 | 7/14/2014 | 165 | Coeur d'Alene Mines Corp | 1,782.44 | 1,464.15 | (318.29) | |
| 5/14/2014 | 7/14/2014 | 10 | Coeur d'Alene Mines Corp | 82.10 | 88.74 | 6.64 | |
| 5/22/2014 | 7/15/2014 | 145 | Amgen Inc | 16,578.17 | 16,955.68 | 377.51 | |
| 5/12/2014 | 7/16/2014 | 150 | Coeur d'Alene Mines Corp | 1,213.24 | 1,306.12 | 92.88 | |
| 5/14/2014 | 7/16/2014 | 100 | Coeur d'Alene Mines Corp | 821.02 | 870.75 | 49.73 | |
| 5/28/2014 | 7/16/2014 | 175 | Coeur d'Alene Mines Corp | 1,209.10 | 1,523.80 | 314.70 | |
| 5/12/2014 | 7/16/2014 | 50 | Freeport-McMoRan Copper & Gold | 1,742.39 | 1,944.93 | 202.55 | |
| 7/1/2014 | 7/16/2014 | 75 | Freeport-McMoRan Copper & Gold | 2,789.72 | 2,917.39 | 127.67 | |
| 6/9/2014 | 7/16/2014 | 415 | SPDR Homebuilders | 13,653.86 | 12,856.81 | (797.05) | |
| 6/30/2014 | 7/16/2014 | 50 | SPDR Homebuilders | 1,640.91 | 1,549.01 | (91.90) | |
| 6/10/2014 | 7/17/2014 | 330 | Noble Corp | 10,521.66 | 10,739.49 | 217.83 | |
| 6/12/2014 | 7/17/2014 | 70 | Noble Corp | 2,256.21 | 2,278.07 | 21.86 | |
| 5/19/2014 | 7/18/2014 | 60 | Apple Inc | 5,184.68 | 5,640.37 | 455.69 | |
| 5/12/2014 | 7/18/2014 | 25 | CSX Corp | 724.75 | 772.81 | 48.06 | |
| 5/13/2014 | 7/18/2014 | 75 | CSX Corp | 2,211.00 | 2,318.41 | 107.41 | |
| 6/6/2014 | 7/18/2014 | 50 | CSX Corp | 1,503.99 | 1,545.61 | 41.62 | |
| 4/17/2014 | 7/18/2014 | 110 | General Electric | 2,938.03 | 2,893.40 | (44.63) | |
| 6/6/2014 | 7/18/2014 | 140 | General Electric | 3,796.65 | 3,682.50 | (114.15) | |
| 6/6/2014 | 7/18/2014 | 125 | Intel Corp | 3,510.24 | 4,201.20 | 690.96 | |
| 1/22/2013 | 7/22/2014 | 75 | iShares Dow Jones Select Dividend Index | 4,474.84 | 5,689.62 | | 1,214.78 |
| 5/19/2014 | 7/22/2014 | 375 | Kev Corp | 4,941.89 | 5,086.96 | 145.07 | |
| 5/30/2014 | 7/22/2014 | 100 | Kev Corp | 1,386.55 | 1,356.53 | (30.02) | |
| 6/6/2014 | 7/22/2014 | 100 | Kev Corp | 1,418.84 | 1,356.52 | (62.32) | |
| 5/30/2014 | 7/22/2014 | 15 | Starbucks Corp | 1,096.62 | 1,180.62 | 84.00 | |
| 6/23/2014 | 7/22/2014 | 55 | Starbucks Corp | 4,222.38 | 4,328.96 | 106.58 | |
| 4/4/2014 | 7/22/2014 | 140 | Coca-Cola | 5,385.47 | 5,757.10 | 371.63 | |
| 4/10/2014 | 7/22/2014 | 25 | Coca-Cola | 984.47 | 1,028.05 | 43.58 | |
| 3/24/2014 | 7/22/2014 | 25 | Microsoft Corp | 1,013.00 | 1,121.26 | 108.26 | |
| 6/17/2014 | 7/22/2014 | 30 | Microsoft Corp | 1,255.80 | 1,345.51 | 89.71 | |
| 6/23/2014 | 7/22/2014 | 95 | Microsoft Corp | 3,971.95 | 4,260.80 | 288.85 | |
| 5/19/2014 | 7/23/2014 | 775 | Kev Corp | 10,213.25 | 10,557.71 | 344.46 | |
| 5/12/2014 | 7/24/2014 | 450 | Freeport-McMoRan Copper & Gold | 15,681.47 | 17,010.21 | 1,328.75 | |
| 4/3/2014 | 7/24/2014 | 20 | Occidental Petroleum Corporation | 1,928.84 | 2,018.97 | 90.13 | |
| 5/13/2014 | 7/24/2014 | 30 | Occidental Petroleum Corporation | 2,921.10 | 3,028.46 | 107.36 | |
| 7/14/2014 | 7/25/2014 | 200 | MetLife | 11,244.31 | 10,890.81 | (353.50) | |
| 5/22/2014 | 7/25/2014 | 210 | Starbucks Corp | 15,076.68 | 16,463.62 | 1,386.94 | |
| 4/16/2014 | 7/28/2014 | 260 | Enseo PLC | 13,017.69 | 13,567.03 | 549.34 | |
| 4/24/2014 | 7/28/2014 | 85 | Enseo PLC | 4,309.99 | 4,435.37 | 125.38 | |
| 5/8/2014 | 7/28/2014 | 55 | Enseo PLC | 2,862.87 | 2,869.95 | 7.08 | |
| 7/9/2014 | 7/30/2014 | 45 | Kohl's Corp | 2,414.52 | 2,418.44 | 3.92 | |
| 7/7/2014 | 7/30/2014 | 315 | Kohl's Corp | 16,720.77 | 16,929.09 | 208.32 | |
| 3/24/2014 | 7/30/2014 | 10 | Apple Inc | 768.03 | 976.38 | 208.35 | |
| 5/19/2014 | 7/30/2014 | 10 | Apple Inc | 864.11 | 976.37 | 112.26 | |
| 4/1/2014 | 7/30/2014 | 65 | Cisco Systems Inc | 1,502.15 | 1,656.16 | 154.01 | |
| 3/25/2014 | 7/30/2014 | 5 | Cisco Systems Inc | 110.51 | 127.40 | 16.89 | |
| 5/9/2014 | 7/31/2014 | 435 | CSX Corp | 12,419.07 | 13,040.25 | 621.18 | |
| 5/12/2014 | 7/31/2014 | 115 | CSX Corp | 3,333.84 | 3,447.42 | 113.58 | |
| 5/12/2014 | 7/31/2014 | 110 | Emerson Electric Co | 7,476.99 | 7,050.97 | (426.02) | |
| 3/20/2014 | 7/31/2014 | 275 | Financial Select Sector SPDR Fund | 6,204.43 | 6,197.90 | (6.53) | |
| 3/6/2014 | 7/31/2014 | 225 | Financial Select Sector SPDR Fund | 5,020.55 | 5,071.00 | 50.46 | |
| 7/21/2014 | 8/1/2014 | 1400 | ProShares Short S&P 500 | 32,552.48 | 33,239.34 | 686.86 | |
| 5/12/2014 | 8/5/2014 | 200 | Emerson Electric Co | 13,594.54 | 12,579.91 | (1,014.63) | |

| | | | | | | | |
|--------------------------|-----------|-------|---|--------------|--------------|-------------|------------|
| 6/6/2014 | 8/5/2014 | 40 | Intel Corp | 1,123.28 | 1,329.57 | 206.29 | |
| 9/14/2010 | 8/5/2014 | 35 | Intel Corp | 657.64 | 1,163.37 | | 505.73 |
| 7/11/2014 | 8/6/2014 | 200 | Medtronic Inc | 12,694.93 | 12,190.78 | (504.15) | |
| 3/25/2014 | 8/14/2014 | 130 | Cisco Systems Inc | 2,873.17 | 3,196.25 | 323.08 | |
| 8/5/2014 | 8/15/2014 | 150 | iShares Barclays 20+ Year T-Bond Fund | 17,090.40 | 17,719.31 | 628.91 | |
| 8/5/2014 | 8/19/2014 | 550 | iShares Barclays 20+ Year T-Bond Fund | 62,664.79 | 64,275.50 | 1,610.71 | |
| 7/21/2014 | 8/20/2014 | 400 | ProShares Short S&P 500 | 9,300.71 | 9,188.20 | (112.51) | |
| 7/24/2014 | 8/20/2014 | 1000 | ProShares Short S&P 500 | 23,011.55 | 22,970.50 | (41.05) | |
| 8/11/2014 | 8/20/2014 | 1400 | ProShares Short S&P 500 | 32,892.43 | 32,158.69 | (733.74) | |
| 8/6/2014 | 8/21/2014 | 125 | SPDR Gold Shares | 15,742.38 | 15,344.99 | (397.39) | |
| 8/6/2014 | 8/25/2014 | 375 | SPDR Gold Shares | 47,227.13 | 46,025.48 | (1,201.65) | |
| 8/12/2014 | 8/25/2014 | 630 | Newmont Mining Corp | 16,919.66 | 16,423.48 | (496.18) | |
| 8/7/2014 | 8/26/2014 | 100 | Utilities Select Sector SPDR Fund | 4,059.46 | 4,254.07 | 194.61 | |
| 8/6/2009 | 8/27/2014 | 10000 | U S Treasur Note 4.000% Due 08-15-18 | 10,092.02 | 11,015.62 | | 923.60 |
| 8/20/2014 | 8/28/2014 | 900 | Cliffs Natural Resources Inc | 15,043.00 | 13,850.74 | (1,192.26) | |
| 8/25/2014 | 8/28/2014 | 40 | Chart Industries Inc | 2,742.33 | 2,642.28 | (100.05) | |
| 8/22/2014 | 8/28/2014 | 220 | Chart Industries Inc | 14,980.48 | 14,532.54 | (447.94) | |
| 8/21/2009 | 9/4/2014 | 50 | BCE Inc | 1,218.60 | 2,268.47 | | 1,049.87 |
| 8/20/2014 | 9/5/2014 | 435 | Ensc0 PLC | 21,583.99 | 20,359.78 | (1,224.21) | |
| 8/20/2014 | 9/9/2014 | 230 | Fluor Corporation | 17,073.29 | 16,562.43 | (510.86) | |
| 3/24/2014 | 9/9/2014 | 60 | Apple Inc | 4,608.18 | 5,962.66 | 1,354.48 | |
| 3/5/2014 | 9/11/2014 | 60 | Abbott Laboratories | 2,401.31 | 2,547.61 | 146.30 | |
| 9/4/2014 | 9/11/2014 | 220 | BHP Billiton Ltd | 14,814.62 | 14,288.49 | (526.13) | |
| 8/21/2014 | 9/16/2014 | 275 | Bank of America Corporation | 4,341.60 | 4,605.37 | 263.77 | |
| 8/20/2014 | 9/16/2014 | 825 | Bank of America Corporation | 12,778.38 | 13,816.10 | 1,037.72 | |
| 8/22/2014 | 9/16/2014 | 350 | iShares Russell 2000 Index | 40,448.06 | 39,719.95 | (728.11) | |
| 8/25/2014 | 9/16/2014 | 225 | iShares Russell 2000 Index | 26,142.44 | 25,534.25 | (608.19) | |
| 8/26/2014 | 9/16/2014 | 25 | iShares Russell 2000 Index | 2,916.25 | 2,837.14 | (79.11) | |
| 9/2/2014 | 9/16/2014 | 75 | iShares Russell 2000 Index | 8,799.00 | 8,511.42 | (287.58) | |
| 9/8/2014 | 9/16/2014 | 25 | iShares Russell 2000 Index | 2,909.00 | 2,837.14 | (71.86) | |
| 9/10/2014 | 9/16/2014 | 50 | iShares Russell 2000 Index | 5,777.10 | 5,674.27 | (102.83) | |
| 8/25/2014 | 9/19/2014 | 150 | Financial Select Sector SPDR Fund | 3,507.09 | 3,544.62 | 37.53 | |
| 9/11/2014 | 9/22/2014 | 200 | Clorox Corporation | 17,982.63 | 19,513.28 | 1,530.65 | |
| 8/20/2014 | 9/22/2014 | 300 | Jacobs Engineering Group Inc | 15,998.50 | 15,543.13 | (455.37) | |
| 9/10/2014 | 9/22/2014 | 600 | Kulicke and Soffa Industries Inc | 8,748.43 | 8,515.36 | (233.07) | |
| 8/19/2014 | 9/23/2014 | 655 | ABB Ltd | 14,903.65 | 15,055.98 | 152.33 | |
| 9/3/2014 | 9/23/2014 | 75 | ABB Ltd | 1,762.43 | 1,723.97 | (38.46) | |
| 11/8/2013 | 9/24/2014 | 235 | Guggenheim Multi-Asset Income Index | 5,729.61 | 5,762.47 | 32.86 | |
| 9/10/2014 | 9/25/2014 | 650 | NVIDIA Corporation | 12,692.99 | 12,075.58 | (617.41) | |
| 4/16/2014 | 9/26/2014 | 20 | Apple Inc | 1,481.67 | 1,981.75 | 500.08 | |
| 1/29/2014 | 9/26/2014 | 25 | ConocoPhillips | 1,650.62 | 1,932.21 | 281.59 | |
| 8/26/2014 | 9/26/2014 | 315 | MetLife | 17,140.79 | 17,000.67 | (140.12) | |
| 3/24/2014 | 9/26/2014 | 5 | Microsoft Corp | 202.60 | 230.49 | 27.89 | |
| 3/18/2014 | 9/26/2014 | 60 | Microsoft Corp | 2,353.03 | 2,765.94 | 412.91 | |
| 8/18/2011 | 9/30/2014 | 10 | ConocoPhillips | 489.95 | 763.66 | | 273.71 |
| 5/8/2012 | 9/30/2014 | 45 | ConocoPhillips | 2,395.08 | 3,436.44 | | 1,041.36 |
| 1/29/2014 | 9/30/2014 | 5 | ConocoPhillips | 330.12 | 381.83 | 51.71 | |
| 4/3/2014 | 9/30/2014 | 55 | Occidental Petroleum Corporation | 5,304.31 | 5,267.02 | (37.29) | |
| 3/27/2014 | 9/30/2014 | 160 | Occidental Petroleum Corporation | 14,979.41 | 15,322.25 | 342.84 | |
| TOTAL GAINS | | | | | | 51,354.65 | 26,475.41 |
| TOTAL LOSSES | | | | | | (54,702.40) | (1,913.13) |
| TOTAL REALIZED GAIN/LOSS | | | | 2,620,659.51 | 2,641,874.04 | (3,347.75) | 24,562.28 |

21,214.53