



See a Social Security Number? Say Something!
Report Privacy Problems to <https://public.resource.org/privacy>
Or call the IRS Identity Theft Hotline at 1-800-908-4490



Form

990-PF

Department of the Treasury
Internal Revenue Service

Return of Private Foundation

or Section 4947(a)(1) Trust Treated as Private Foundation

▶ Do not enter Social Security numbers on this form as it may be made public. By law, the IRS cannot redact the information on the form.

▶ Information about Form 990-PF and its instructions is at www.irs.gov/form990pf.




OMB No 1545-0052







2013

Open to Public Inspection


For calendar year 2013, or tax year beginning 09-01-2013 , and ending 08-31-2014

Name of foundation DOVER FOUNDATION INC		A Employer identification number 56-0769897	
Number and street (or P O box number if mail is not delivered to street address) DRAWER 208		B Telephone number (see instructions) (704) 487-8888	
City or town, state or province, country, and ZIP or foreign postal code SHELBY, NC 28151		C If exemption application is pending, check here ▶ <input type="checkbox"/>	
G Check all that apply <input type="checkbox"/> Initial return <input type="checkbox"/> Initial return of a former public charity <input type="checkbox"/> Final return <input type="checkbox"/> Amended return <input type="checkbox"/> Address change <input type="checkbox"/> Name change		D 1. Foreign organizations, check here ▶ <input type="checkbox"/> 2. Foreign organizations meeting the 85% test, check here and attach computation ▶ <input type="checkbox"/>	
H Check type of organization <input checked="" type="checkbox"/> Section 501(c)(3) exempt private foundation <input type="checkbox"/> Section 4947(a)(1) nonexempt charitable trust <input type="checkbox"/> Other taxable private foundation		E If private foundation status was terminated under section 507(b)(1)(A), check here ▶ <input type="checkbox"/>	
I Fair market value of all assets at end of year (from Part II, col. (c), line 16)▶ \$ 19,279,272		F If the foundation is in a 60-month termination under section 507(b)(1)(B), check here ▶ <input type="checkbox"/>	
J Accounting method <input type="checkbox"/> Cash <input type="checkbox"/> Accrual <input checked="" type="checkbox"/> Other (specify) <u>MODIFIED CASH</u> (Part I, column (d) must be on cash basis.)			

Part I Analysis of Revenue and Expenses <i>(The total of amounts in columns (b), (c), and (d) may not necessarily equal the amounts in column (a) (see instructions))</i>		(a) Revenue and expenses per books	(b) Net investment income	(c) Adjusted net income	(d) Disbursements for charitable purposes (cash basis only)
Revenue	1 Contributions, gifts, grants, etc , received (attach schedule)				
	2 Check ▶ <input checked="" type="checkbox"/> if the foundation is not required to attach Sch B				
	3 Interest on savings and temporary cash investments				
	4 Dividends and interest from securities.	465,097	465,097		
	5a Gross rents				
	b Net rental income or (loss) _____				
	6a Net gain or (loss) from sale of assets not on line 10	1,115,697			
	b Gross sales price for all assets on line 6a 23,743,767				
	7 Capital gain net income (from Part IV, line 2)		1,115,697		
	8 Net short-term capital gain				
	9 Income modifications				
	10a Gross sales less returns and allowances				
	b Less Cost of goods sold				
Operating and Administrative Expenses	c Gross profit or (loss) (attach schedule)				
	11 Other income (attach schedule)	 19,344	19,344		
	12 Total. Add lines 1 through 11	1,600,138	1,600,138		
	13 Compensation of officers, directors, trustees, etc	24,000			21,600
	14 Other employee salaries and wages	37,430			37,430
	15 Pension plans, employee benefits	2,852			2,852
	16a Legal fees (attach schedule).				
	b Accounting fees (attach schedule).	 17,905			17,905
	c Other professional fees (attach schedule)	 79,387	79,207		
	17 Interest				
	18 Taxes (attach schedule) (see instructions)	 10,720			
	19 Depreciation (attach schedule) and depletion	 3,822			
	20 Occupancy	16,724			1,143
	21 Travel, conferences, and meetings				
	22 Printing and publications				
	23 Other expenses (attach schedule).	 12,784			8,626
	24 Total operating and administrative expenses. Add lines 13 through 23	205,624	79,207		89,556
	25 Contributions, gifts, grants paid	962,275			962,275
	26 Total expenses and disbursements. Add lines 24 and 25	1,167,899	79,207		1,051,831
	27 Subtract line 26 from line 12				
	a Excess of revenue over expenses and disbursements	432,239			
	b Net investment income (if negative, enter -0-)		1,520,931		
	c Adjusted net income (if negative, enter -0-)				

Part II Balance Sheets		Attached schedules and amounts in the description column should be for end-of-year amounts only (See instructions)	Beginning of year	End of year	
			(a) Book Value	(b) Book Value	(c) Fair Market Value
Assets	1	Cash—non-interest-bearing	36,800	33,671	33,671
	2	Savings and temporary cash investments	671,743	402,655	402,655
	3	Accounts receivable ▶ _____ Less allowance for doubtful accounts ▶ _____			
	4	Pledges receivable ▶ _____ Less allowance for doubtful accounts ▶ _____			
	5	Grants receivable			
	6	Receivables due from officers, directors, trustees, and other disqualified persons (attach schedule) (see instructions)			
	7	Other notes and loans receivable (attach schedule) ▶ _____ Less allowance for doubtful accounts ▶ _____			
	8	Inventories for sale or use			
	9	Prepaid expenses and deferred charges			
	10a	Investments—U S and state government obligations (attach schedule)	2,202,654	 55,828	56,692
	b	Investments—corporate stock (attach schedule)	13,785,944	 14,952,667	16,325,775
	c	Investments—corporate bonds (attach schedule).		 2,370,310	2,369,502
	11	Investments—land, buildings, and equipment basis ▶ _____ Less accumulated depreciation (attach schedule) ▶ _____			
	12	Investments—mortgage loans			
	13	Investments—other (attach schedule)	682,196		
	14	Land, buildings, and equipment basis ▶ _____ 187,355 Less accumulated depreciation (attach schedule) ▶ 96,378	94,797	 90,977	90,977
	15	Other assets (describe ▶ _____)			
	16	Total assets (to be completed by all filers—see the instructions Also, see page 1, item I)	17,474,134	17,906,108	19,279,272
Liabilities	17	Accounts payable and accrued expenses			
	18	Grants payable			
	19	Deferred revenue			
	20	Loans from officers, directors, trustees, and other disqualified persons			
	21	Mortgages and other notes payable (attach schedule)			
	22	Other liabilities (describe ▶ _____)	 808	 541	
	23	Total liabilities (add lines 17 through 22)	808	541	
Net Assets or Fund Balances		Foundations that follow SFAS 117, check here ▶ <input checked="" type="checkbox"/> and complete lines 24 through 26 and lines 30 and 31.			
	24	Unrestricted	17,473,326	17,905,567	
	25	Temporarily restricted			
	26	Permanently restricted			
		Foundations that do not follow SFAS 117, check here ▶ <input type="checkbox"/> and complete lines 27 through 31.			
	27	Capital stock, trust principal, or current funds			
	28	Paid-in or capital surplus, or land, bldg , and equipment fund			
	29	Retained earnings, accumulated income, endowment, or other funds			
	30	Total net assets or fund balances (see page 17 of the instructions)	17,473,326	17,905,567	
	31	Total liabilities and net assets/fund balances (see page 17 of the instructions)	17,474,134	17,906,108	

Part III Analysis of Changes in Net Assets or Fund Balances

1	Total net assets or fund balances at beginning of year—Part II, column (a), line 30 (must agree with end-of-year figure reported on prior year’s return)	1	17,473,326
2	Enter amount from Part I, line 27a	2	432,239
3	Other increases not included in line 2 (itemize) ▶ _____ 	3	2
4	Add lines 1, 2, and 3	4	17,905,567
5	Decreases not included in line 2 (itemize) ▶ _____	5	
6	Total net assets or fund balances at end of year (line 4 minus line 5)—Part II, column (b), line 30	6	17,905,567

Part IV Capital Gains and Losses for Tax on Investment Income

(a) List and describe the kind(s) of property sold (e g , real estate, 2-story brick warehouse, or common stock, 200 shs MLC Co)		(b) How acquired P—Purchase D—Donation	(c) Date acquired (mo , day, yr)	(d) Date sold (mo , day, yr)
1a	See Additional Data Table			
b				
c				
d				
e				

(e) Gross sales price	(f) Depreciation allowed (or allowable)	(g) Cost or other basis plus expense of sale	(h) Gain or (loss) (e) plus (f) minus (g)
a See Additional Data Table			
b			
c			
d			
e			

Complete only for assets showing gain in column (h) and owned by the foundation on 12/31/69			(I) Gains (Col (h) gain minus col (k), but not less than -0-) or Losses (from col (h))
(i) F M V as of 12/31/69	(j) Adjusted basis as of 12/31/69	(k) Excess of col (i) over col (j), if any	
a See Additional Data Table			
b			
c			
d			
e			

2	Capital gain net income or (net capital loss)	{ If gain, also enter in Part I, line 7 If (loss), enter -0- in Part I, line 7 }	2	1,115,697
3	Net short-term capital gain or (loss) as defined in sections 1222(5) and (6) If gain, also enter in Part I, line 8, column (c) (see instructions) If (loss), enter -0- in Part I, line 8		3	584,965

Part V Qualification Under Section 4940(e) for Reduced Tax on Net Investment Income

(For optional use by domestic private foundations subject to the section 4940(a) tax on net investment income)

If section 4940(d)(2) applies, leave this part blank

Was the foundation liable for the section 4942 tax on the distributable amount of any year in the base period? ☐ Yes ☒ No

If "Yes," the foundation does not qualify under section 4940(e) Do not complete this part

1 Enter the appropriate amount in each column for each year, see page 18 of the instructions before making any entries

(a) Base period years Calendar year (or tax year beginning in)	(b) Adjusted qualifying distributions	(c) Net value of noncharitable-use assets	(d) Distribution ratio (col (b) divided by col (c))
2012	1,052,864	17,774,048	0 059236
2011	999,872	18,256,246	0 054769
2010	980,266	17,160,124	0 057125
2009	818,923	17,532,344	0 046709
2008	978,904	19,246,981	0 050860

2	Total of line 1, column (d).	2	0 268699
3	Average distribution ratio for the 5-year base period—divide the total on line 2 by 5, or by the number of years the foundation has been in existence if less than 5 years	3	0 053740
4	Enter the net value of noncharitable-use assets for 2013 from Part X, line 5.	4	18,407,737
5	Multiply line 4 by line 3.	5	989,232
6	Enter 1% of net investment income (1% of Part I, line 27b).	6	15,209
7	Add lines 5 and 6.	7	1,004,441
8	Enter qualifying distributions from Part XII, line 4. If line 8 is equal to or greater than line 7, check the box in Part VI, line 1b, and complete that part using a 1% tax rate See the Part VI instructions	8	1,051,831

Part VI Excise Tax Based on Investment Income (Section 4940(a), 4940(b), 4940(e), or 4948—see page 18 of the instructions)		
1a Exempt operating foundations described in section 4940(d)(2), check here <input type="checkbox"/> and enter "N/A" on line 1		
Date of ruling or determination letter _____ (attach copy of letter if necessary—see instructions)		
b Domestic foundations that meet the section 4940(e) requirements in Part V, check here <input checked="" type="checkbox"/> and enter 1% of Part I, line 27b	1	15,209
c All other domestic foundations enter 2% of line 27b. Exempt foreign organizations enter 4% of Part I, line 12, col. (b)		
2 Tax under section 511 (domestic section 4947(a)(1) trusts and taxable foundations only. Others enter -0-)	2	
3 Add lines 1 and 2.	3	15,209
4 Subtitle A (income) tax (domestic section 4947(a)(1) trusts and taxable foundations only. Others enter -0-)	4	
5 Tax based on investment income. Subtract line 4 from line 3. If zero or less, enter -0-	5	15,209
6 Credits/Payments		
a 2013 estimated tax payments and 2012 overpayment credited to 2013	6a	12,000
b Exempt foreign organizations—tax withheld at source	6b	
c Tax paid with application for extension of time to file (Form 8868)	6c	
d Backup withholding erroneously withheld	6d	
7 Total credits and payments. Add lines 6a through 6d.	7	12,000
8 Enter any penalty for underpayment of estimated tax. Check here <input checked="" type="checkbox"/> if Form 2220 is attached	8	1
9 Tax due. If the total of lines 5 and 8 is more than line 7, enter amount owed	9	3,210
10 Overpayment. If line 7 is more than the total of lines 5 and 8, enter the amount overpaid	10	
11 Enter the amount of line 10 to be Credited to 2014 estimated tax Refunded	11	

Part VII-A Statements Regarding Activities			
1a During the tax year, did the foundation attempt to influence any national, state, or local legislation or did it participate or intervene in any political campaign?	1a	Yes	No
b Did it spend more than \$100 during the year (either directly or indirectly) for political purposes (see page 19 of the instructions for definition)? <i>If the answer is "Yes" to 1a or 1b, attach a detailed description of the activities and copies of any materials published or distributed by the foundation in connection with the activities.</i>	1b		No
c Did the foundation file Form 1120-POL for this year?.	1c		No
d Enter the amount (if any) of tax on political expenditures (section 4955) imposed during the year: (1) On the foundation \$ _____ (2) On foundation managers \$ _____			
e Enter the reimbursement (if any) paid by the foundation during the year for political expenditure tax imposed on foundation managers \$ _____			
2 Has the foundation engaged in any activities that have not previously been reported to the IRS? <i>If "Yes," attach a detailed description of the activities.</i>	2		No
3 Has the foundation made any changes, not previously reported to the IRS, in its governing instrument, articles of incorporation, or bylaws, or other similar instruments? <i>If "Yes," attach a conformed copy of the changes</i>	3		No
4a Did the foundation have unrelated business gross income of \$1,000 or more during the year?.	4a		No
b If "Yes," has it filed a tax return on Form 990-T for this year?.	4b		
5 Was there a liquidation, termination, dissolution, or substantial contraction during the year? <i>If "Yes," attach the statement required by General Instruction T.</i>	5		No
6 Are the requirements of section 508(e) (relating to sections 4941 through 4945) satisfied either: • By language in the governing instrument, or • By state legislation that effectively amends the governing instrument so that no mandatory directions that conflict with the state law remain in the governing instrument?	6	Yes	
7 Did the foundation have at least \$5,000 in assets at any time during the year? <i>If "Yes," complete Part II, col. (c), and Part XV.</i>	7	Yes	
8a Enter the states to which the foundation reports or with which it is registered (see instructions) NC _____			
b If the answer is "Yes" to line 7, has the foundation furnished a copy of Form 990-PF to the Attorney General (or designate) of each state as required by General Instruction G? <i>If "No," attach explanation.</i>	8b	Yes	
9 Is the foundation claiming status as a private operating foundation within the meaning of section 4942(j)(3) or 4942(j)(5) for calendar year 2013 or the taxable year beginning in 2013 (see instructions for Part XIV)? <i>If "Yes," complete Part XIV</i>	9		No
10 Did any persons become substantial contributors during the tax year? <i>If "Yes," attach a schedule listing their names and addresses.</i>	10		No

Part VII-A

Statements Regarding Activities *(continued)*

11	At any time during the year, did the foundation, directly or indirectly, own a controlled entity within the meaning of section 512(b)(13)? If "Yes," attach schedule (see instructions).	11		No
12	Did the foundation make a distribution to a donor advised fund over which the foundation or a disqualified person had advisory privileges? If "Yes," attach statement (see instructions)	12		No
13	Did the foundation comply with the public inspection requirements for its annual returns and exemption application?	13	Yes	
Website address ▶NA				
14	The books are in care of ▶J LINTON SUTTLE Telephone no ▶(704) 487-8888			
	Located at ▶PO BOX 208 SHELBY NC ZIP +4 ▶28151			
15	Section 4947(a)(1) nonexempt charitable trusts filing Form 990-PF in lieu of Form 1041 —Check here ▶ <input type="checkbox"/>			
	and enter the amount of tax-exempt interest received or accrued during the year ▶	15		
16	At any time during calendar year 2013, did the foundation have an interest in or a signature or other authority over a bank, securities, or other financial account in a foreign country?	16	Yes	No
	See instructions for exceptions and filing requirements for Form TD F 90-22.1 If "Yes", enter the name of the foreign country ▶			

Part VII-B

Statements Regarding Activities for Which Form 4720 May Be Required

File Form 4720 if any item is checked in the "Yes" column, unless an exception applies.			Yes	No
1a	During the year did the foundation (either directly or indirectly)			
	(1) Engage in the sale or exchange, or leasing of property with a disqualified person? <input type="checkbox"/> Yes <input checked="" type="checkbox"/> No			
	(2) Borrow money from, lend money to, or otherwise extend credit to (or accept it from) a disqualified person?. <input type="checkbox"/> Yes <input checked="" type="checkbox"/> No			
	(3) Furnish goods, services, or facilities to (or accept them from) a disqualified person? <input type="checkbox"/> Yes <input checked="" type="checkbox"/> No			
	(4) Pay compensation to, or pay or reimburse the expenses of, a disqualified person? <input type="checkbox"/> Yes <input checked="" type="checkbox"/> No			
	(5) Transfer any income or assets to a disqualified person (or make any of either available for the benefit or use of a disqualified person)?. <input type="checkbox"/> Yes <input checked="" type="checkbox"/> No			
	(6) Agree to pay money or property to a government official? (Exception. Check "No" if the foundation agreed to make a grant to or to employ the official for a period after termination of government service, if terminating within 90 days). <input type="checkbox"/> Yes <input checked="" type="checkbox"/> No			
b	If any answer is "Yes" to 1a(1)–(6), did any of the acts fail to qualify under the exceptions described in Regulations section 53.4941(d)-3 or in a current notice regarding disaster assistance (see page 20 of the instructions)?. . . Organizations relying on a current notice regarding disaster assistance check here. ▶ <input type="checkbox"/>	1b		
c	Did the foundation engage in a prior year in any of the acts described in 1a, other than excepted acts, that were not corrected before the first day of the tax year beginning in 2013?.	1c		
2	Taxes on failure to distribute income (section 4942) (does not apply for years the foundation was a private operating foundation defined in section 4942(j)(3) or 4942(j)(5))			
a	At the end of tax year 2013, did the foundation have any undistributed income (lines 6d and 6e, Part XIII) for tax year(s) beginning before 2013?. <input type="checkbox"/> Yes <input checked="" type="checkbox"/> No			
	If "Yes," list the years ▶ 20____, 20____, 20____, 20____			
b	Are there any years listed in 2a for which the foundation is not applying the provisions of section 4942(a)(2) (relating to incorrect valuation of assets) to the year's undistributed income? (If applying section 4942(a)(2) to all years listed, answer "No" and attach statement—see instructions).	2b		
c	If the provisions of section 4942(a)(2) are being applied to any of the years listed in 2a, list the years here ▶ 20____, 20____, 20____, 20____			
3a	Did the foundation hold more than a 2% direct or indirect interest in any business enterprise at any time during the year?. <input type="checkbox"/> Yes <input checked="" type="checkbox"/> No			
b	If "Yes," did it have excess business holdings in 2013 as a result of (1) any purchase by the foundation or disqualified persons after May 26, 1969, (2) the lapse of the 5-year period (or longer period approved by the Commissioner under section 4943(c)(7)) to dispose of holdings acquired by gift or bequest, or (3) the lapse of the 10-, 15-, or 20-year first phase holding period? (<i>Use Schedule C, Form 4720, to determine if the foundation had excess business holdings in 2013.</i>).	3b		
4a	Did the foundation invest during the year any amount in a manner that would jeopardize its charitable purposes?	4a		No
b	Did the foundation make any investment in a prior year (but after December 31, 1969) that could jeopardize its charitable purpose that had not been removed from jeopardy before the first day of the tax year beginning in 2013?	4b		No

Part VII-B

Statements Regarding Activities for Which Form 4720 May Be Required (continued)

5a

During the year did the foundation pay or incur any amount to

(1)

Carry on propaganda, or otherwise attempt to influence legislation (section 4945(e))?

Yes

No

(2)

Influence the outcome of any specific public election (see section 4955), or to carry on, directly or indirectly, any voter registration drive?

Yes

No

(3)

Provide a grant to an individual for travel, study, or other similar purposes?

Yes

No

(4)

Provide a grant to an organization other than a charitable, etc , organization described in section 509(a)(1), (2), or (3), or section 4940(d)(2)? (see instructions).

Yes

No

(5)

Provide for any purpose other than religious, charitable, scientific, literary, or educational purposes, or for the prevention of cruelty to children or animals?

Yes

No

b

If any answer is "Yes" to 5a(1)–(5), did **any** of the transactions fail to qualify under the exceptions described in Regulations section 53.4945 or in a current notice regarding disaster assistance (see instructions)?

5b

Organizations relying on a current notice regarding disaster assistance check here.

c

If the answer is "Yes" to question 5a(4), does the foundation claim exemption from the tax because it maintained expenditure responsibility for the grant?

Yes

No

If "Yes," attach the statement required by Regulations section 53.4945–5(d).

6a

Did the foundation, during the year, receive any funds, directly or indirectly, to pay premiums on a personal benefit contract?

Yes

No

b

Did the foundation, during the year, pay premiums, directly or indirectly, on a personal benefit contract?

6b

No

If "Yes" to 6b, file Form 8870.

7a

At any time during the tax year, was the foundation a party to a prohibited tax shelter transaction?

Yes

No

b

If yes, did the foundation receive any proceeds or have any net income attributable to the transaction?

7b

Part VIII

Information About Officers, Directors, Trustees, Foundation Managers, Highly Paid Employees, and Contractors

1

List all officers, directors, trustees, foundation managers and their compensation (see instructions).

(a) Name and address	(b) Title, and average hours per week devoted to position	(c) Compensation (If not paid, enter -0-)	(d) Contributions to employee benefit plans and deferred compensation	(e) Expense account, other allowances
See Additional Data Table				

2

Compensation of five highest-paid employees (other than those included on line 1—see instructions). If none, enter "NONE."

(a) Name and address of each employee paid more than \$50,000	(b) Title, and average hours per week devoted to position	(c) Compensation	(d) Contributions to employee benefit plans and deferred compensation	(e) Expense account, other allowances
NONE				

Total

number of other employees paid over \$50,000.

Part VIII

3 Five highest-paid independent contractors for professional services (see instructions). If none, enter "NONE".

NONE

Total number of others receiving over \$50,000 for professional services. ▶

Part IX-A

1

2

3

4

Part IX-B

Describe the two largest program-related investments made by the foundation during the tax year on lines 1 and 2

Amount

1 N/A

2

All other program-related investments See page 24 of the instructions

3

Total. Add lines 1 through 3

Part X

Minimum Investment Return (All domestic foundations must complete this part. Foreign foundations, see instructions.)

1	Fair market value of assets not used (or held for use) directly in carrying out charitable, etc , purposes		
a	Average monthly fair market value of securities.	1a	18,546,137
b	Average of monthly cash balances.	1b	47,647
c	Fair market value of all other assets (see instructions).	1c	94,274
d	Total (add lines 1a, b, and c).	1d	18,688,058
e	Reduction claimed for blockage or other factors reported on lines 1a and 1c (attach detailed explanation).	1e	
2	Acquisition indebtedness applicable to line 1 assets.	2	
3	Subtract line 2 from line 1d.	3	18,688,058
4	Cash deemed held for charitable activities Enter 1 1/2% of line 3 (for greater amount, see instructions).	4	280,321
5	Net value of noncharitable-use assets. Subtract line 4 from line 3 Enter here and on Part V, line 4	5	18,407,737
6	Minimum investment return. Enter 5% of line 5.	6	920,387

Part XI

Distributable Amount (see instructions) (Section 4942(j)(3) and (j)(5) private operating foundations and certain foreign organizations check here ☐ and do not complete this part.)

1	Minimum investment return from Part X, line 6.	1	920,387
2a	Tax on investment income for 2013 from Part VI, line 5.	2a	15,209
b	Income tax for 2013 (This does not include the tax from Part VI).	2b	
c	Add lines 2a and 2b.	2c	15,209
3	Distributable amount before adjustments Subtract line 2c from line 1.	3	905,178
4	Recoveries of amounts treated as qualifying distributions.	4	
5	Add lines 3 and 4.	5	905,178
6	Deduction from distributable amount (see instructions).	6	
7	Distributable amount as adjusted Subtract line 6 from line 5 Enter here and on Part XIII, line 1.	7	905,178

Part XII

Qualifying Distributions (see instructions)

1	Amounts paid (including administrative expenses) to accomplish charitable, etc , purposes		
a	Expenses, contributions, gifts, etc —total from Part I, column (d), line 26.	1a	1,051,831
b	Program-related investments—total from Part IX-B.	1b	
2	Amounts paid to acquire assets used (or held for use) directly in carrying out charitable, etc , purposes.	2	
3	Amounts set aside for specific charitable projects that satisfy the		
a	Suitability test (prior IRS approval required).	3a	
b	Cash distribution test (attach the required schedule).	3b	
4	Qualifying distributions. Add lines 1a through 3b Enter here and on Part V, line 8, and Part XIII, line 4	4	1,051,831
5	Foundations that qualify under section 4940(e) for the reduced rate of tax on net investment income Enter 1% of Part I, line 27b (see instructions).	5	15,209
6	Adjusted qualifying distributions. Subtract line 5 from line 4.	6	1,036,622
Note: The amount on line 6 will be used in Part V, column (b), in subsequent years when calculating whether the foundation qualifies for the section 4940(e) reduction of tax in those years			

Part XIII

Undistributed Income (see instructions)

	(a) Corpus	(b) Years prior to 2012	(c) 2012	(d) 2013
1 Distributable amount for 2013 from Part XI, line 7				905,178
2 Undistributed income, if any, as of the end of 2013				
a Enter amount for 2012 only.			50,684	
b Total for prior years 20____, 20____, 20____				
3 Excess distributions carryover, if any, to 2013				
a From 2008.				
b From 2009.				
c From 2010.				
d From 2011.				
e From 2012.				
f Total of lines 3a through e.				
4 Qualifying distributions for 2013 from Part XII, line 4 ▶ \$ 1,051,831				
a Applied to 2012, but not more than line 2a			50,684	
b Applied to undistributed income of prior years (Election required—see instructions).				
c Treated as distributions out of corpus (Election required—see instructions).				
d Applied to 2013 distributable amount.				905,178
e Remaining amount distributed out of corpus	95,969			
5 Excess distributions carryover applied to 2013 (If an amount appears in column (d), the same amount must be shown in column (a).)				
6 Enter the net total of each column as indicated below:				
a Corpus Add lines 3f, 4c, and 4e Subtract line 5	95,969			
b Prior years' undistributed income Subtract line 4b from line 2b.				
c Enter the amount of prior years' undistributed income for which a notice of deficiency has been issued, or on which the section 4942(a) tax has been previously assessed.				
d Subtract line 6c from line 6b Taxable amount—see instructions				
e Undistributed income for 2012 Subtract line 4a from line 2a Taxable amount—see instructions				
f Undistributed income for 2013 Subtract lines 4d and 5 from line 1 This amount must be distributed in 2014				0
7 Amounts treated as distributions out of corpus to satisfy requirements imposed by section 170(b)(1)(F) or 4942(g)(3) (see instructions).				
8 Excess distributions carryover from 2008 not applied on line 5 or line 7 (see instructions). . .				
9 Excess distributions carryover to 2014. Subtract lines 7 and 8 from line 6a	95,969			
10 Analysis of line 9				
a Excess from 2009. . . .				
b Excess from 2010. . . .				
c Excess from 2011. . . .				
d Excess from 2012. . . .				
e Excess from 2013. . . .	95,969			

Part XIVPrivate Operating Foundations (see instructions and Part VII-A, question 9)

1a

If the foundation has received a ruling or determination letter that it is a private operating foundation, and the ruling is effective for 2013, enter the date of the ruling.

b

Check box to indicate whether the organization is a private operating foundation described in section 4942(j)(3) or 4942(j)(5)

☐ 4942(j)(3) or ☐ 4942(j)(5)

2a	Enter the lesser of the adjusted net income from Part I or the minimum investment return from Part X for each year listed.	Tax year	Prior 3 years			(e) Total
		(a) 2013	(b) 2012	(c) 2011	(d) 2010	
b	85% of line 2a					
c	Qualifying distributions from Part XII, line 4 for each year listed.					
d	Amounts included in line 2c not used directly for active conduct of exempt activities.					
e	Qualifying distributions made directly for active conduct of exempt activities. Subtract line 2d from line 2c.					
3	Complete 3a, b, or c for the alternative test relied upon.					
a	"Assets" alternative test—enter					
	(1) Value of all assets.					
	(2) Value of assets qualifying under section 4942(j)(3)(B)(i).					
b	"Endowment" alternative test— enter 2/3 of minimum investment return shown in Part X, line 6 for each year listed.					
c	"Support" alternative test—enter					
	(1) Total support other than gross investment income (interest, dividends, rents, payments on securities loans (section 512(a)(5)), or royalties).					
	(2) Support from general public and 5 or more exempt organizations as provided in section 4942(j)(3)(B)(iii).					
	(3) Largest amount of support from an exempt organization.					
	(4) Gross investment income.					

Part XVSupplementary Information (Complete this part only if the organization had \$5,000 or more in assets at any time during the year—see instructions.)

1

Information Regarding Foundation Managers:

a

List any managers of the foundation who have contributed more than 2% of the total contributions received by the foundation before the close of any tax year (but only if they have contributed more than \$5,000) (See section 507(d)(2))

b

List any managers of the foundation who own 10% or more of the stock of a corporation (or an equally large portion of the ownership of a partnership or other entity) of which the foundation has a 10% or greater interest

2

Information Regarding Contribution, Grant, Gift, Loan, Scholarship, etc., Programs:

Check here ☐ if the foundation only makes contributions to preselected charitable organizations and does not accept unsolicited requests for funds. If the foundation makes gifts, grants, etc. (see instructions) to individuals or organizations under other conditions, complete items 2a, b, c, and d.

a

The name, address, and telephone number or e-mail address of the person to whom applications should be addressed

HOYT Q BAILEY
P O BOX 208
SHELBY, NC 28151
(704) 487-8888
NONE

b

The form in which applications should be submitted and information and materials they should include

DETAILED REQUEST DATA AND COPY OF IRS EXEMPTION CERTIFICATE

c

Any submission deadlines

NONE

d

Any restrictions or limitations on awards, such as by geographical areas, charitable fields, kinds of institutions, or other factors

N/A

Part XV

Supplementary Information (continued)

3 Grants and Contributions Paid During the Year or Approved for Future Payment

Recipient	If recipient is an individual, show any relationship to any foundation manager or substantial contributor	Foundation status of recipient	Purpose of grant or contribution	Amount
Name and address (home or business)				
a Paid during the year See Additional Data Table				
Total			3a	962,275
b Approved for future payment				
Total			3b	

Enter gross amounts unless otherwise indicated

Part XVI-B Relationship of Activities to the Accomplishment of Exempt Purposes

Form **990-PF** (2013)

Form 990PF Part IV - Capital Gains and Losses for Tax on Investment Income - Columns a - d

(a) List and describe the kind(s) of property sold (e g , real estate, 2-story brick warehouse, or common stock, 200 shs MLC Co)	(b) How acquired P—Purchase D—Donation	(c) Date acquired (mo , day, yr)	(d) Date sold (mo , day, yr)
29 SHARES HOSPIRA INC	P	2012-06-05	2013-09-04
1998 85 SHARES FNMA POOL 930922	P	2012-11-19	2013-09-25
10 23 SHARES FNMA POOL AR5265	P	2013-02-15	2013-09-25
996 1 SHARES FNMA POOL 930922	P	2012-11-19	2013-10-25
10 13 SHARES FNMA POOL AR5265	P	2013-02-15	2013-10-25
46800 343 SHARES DUPONT CAPITAL EMER	P	2013-06-05	2013-10-29
35974 29 SHARES PIMCO ALL ASSET P	P	2012-11-09	2013-10-29
7847 799 SHARES TEMPLETON GLOBAL BD	P	2012-11-14	2013-10-29
168 722 SHARES TEMPLETON GLOBAL BD F	P	2013-10-15	2013-10-29
1333 812 SHARES ALLIANZ FIX INC	P	2012-11-26	2013-10-30
1268 15 SHARES ALLIANZ FX INC	P	2012-11-26	2013-10-30
41 4 SHARES FHLMC 30G Q17639	P	2013-09-16	2013-11-15
46 SHARES AMERIGAS PARTNERS L P UNIT	P	2012-11-14	2013-11-21
30 SHARES ASTRAZENECA PLC SPONSORED	P	2012-11-30	2013-11-21
14 SHARES BAKER HUGHES INCORPORATED	P	2012-06-26	2013-11-21
54 SHARES BIG LOTS INC	P	2012-12-04	2013-11-21
9 SHARES CHESAPEAKE ENERGY CORP COM	P	2012-01-13	2013-11-21
20 SHARES CISCO SYS INC	P	2012-03-27	2013-11-21
70 SHARES COACH INC COMMON	P	2012-11-14	2013-11-21
18 SHARES CROWN CASTLE INTL COM	P	2013-06-18	2013-11-21
40 SHARES DU PONT E I DE NEMOURS & C	P	2012-11-30	2013-11-21
40 SHARES ENBRIDGE ENERGY PARTNERS	P	2012-11-30	2013-11-21
539 SHARES ENTERPRISE PRODUCTS PARTN	P	2011-04-08	2013-11-21
28 SHARES GENERAL DYNAMICS CORP	P	2012-10-24	2013-11-21
20 SHARES GENUINE PARTS CO	P	2012-11-30	2013-11-21
195 SHARES HSBC HLDGS PLC SPONSORED	P	2012-11-09	2013-11-21
10 SHARES INTERNATIONAL PAPER CO	P	2012-11-30	2013-11-21
4 SHARES J P MORGAN CHASE & CO	P	2011-06-12	2013-11-21
7 SHARES KENNAMETAL INC COM	P	2012-12-19	2013-11-21
60 SHARES KINDER MORGAN ENERGY PARTN	P	2011-04-20	2013-11-21

Form 990PF Part IV - Capital Gains and Losses for Tax on Investment Income - Columns a - d

(a) List and describe the kind(s) of property sold (e g , real estate, 2-story brick warehouse, or common stock, 200 shs MLC Co)	(b) How acquired P—Purchase D—Donation	(c) Date acquired (mo , day, yr)	(d) Date sold (mo , day, yr)
190 SHARES LINN ENERGY LLC-UNITS LP	P	2012-03-12	2013-11-21
36 SHARES MARKWEST ENERGY PARTNERS-U	P	2011-04-08	2013-11-21
25 SHARES MET LIFE COM	P	2013-03-26	2013-11-21
529 SHARES NIKE INC CL B	P	2012-11-09	2013-11-21
491 SHARES ORACLE CORP	P	2006-11-27	2013-11-21
118 SHARES PLAINS ALL AMERN PIPELINE	P	2011-04-08	2013-11-21
30 SHARES RAYTHEON CO COMMON	P	2012-11-30	2013-11-21
30 SHARES ROYAL DUTCH SHELL PLC SPON	P	2012-11-30	2013-11-21
30 SHARES TEXAS INSTRUMENTS INC	P	2012-11-14	2013-11-21
1000 SHARES VANGUARD FTSE ALL-WORLD	P	2012-11-30	2013-11-21
28 SHARES WELLS FARGO COMPANY	P	2012-11-14	2013-11-21
26 24 SHARES FNMA POOL 190404	P	2013-06-19	2013-11-25
7 16 SHARES FNMA POOL AQ7081	P	2013-07-10	2013-11-25
1535 SHARES CISCO SYS INC	P	2013-11-21	2013-11-27
41 238 SHARES MFF ORION A	P	2008-08-01	2013-11-30
23448 32 SHARES FNMA POOL AU3751	P	2013-10-11	2013-12-06
82000 SHARES UNITED STATES TREAS NTS	P	2013-04-23	2013-12-06
12000 SHARES UNITED STATES TREAS NTS	P	2013-08-20	2013-12-06
24 19 SHARES FNMA POOL 190404	P	2013-06-19	2013-12-25
3 35 SHARES FNMA POOL AR2583	P	2013-02-13	2013-12-25
2247 SHARES KROGER CO	P	2013-11-21	2014-01-07
10 16 SHARES FNMA POOL AR5265	P	2013-02-15	2014-01-25
18 29 SHARES FNMA POOL AR2583	P	2013-02-13	2014-02-25
3183 SHARES INTEL CORP	P	2013-11-21	2014-03-12
680 SHARES OMNICARE INC COMMON STOCK	P	2013-11-21	2014-03-13
76 78 SHARES FNMA POOL AR9902	P	2013-08-12	2014-03-25
10 98 SHARES FNMA POOL AR5265	P	2013-02-15	2014-04-25
95 94 SHARES FNMA POOL AL3519	P	2013-07-22	2014-05-25
3 9 SHARES FHLMC 30G A90316	P	2013-05-15	2014-06-15
119 SHARES SAIA INC	P	2014-05-01	2014-06-24

Form 990PF Part IV - Capital Gains and Losses for Tax on Investment Income - Columns a - d

(a) List and describe the kind(s) of property sold (e g , real estate, 2-story brick warehouse, or common stock, 200 shs MLC Co)	(b) How acquired P—Purchase D—Donation	(c) Date acquired (mo , day, yr)	(d) Date sold (mo , day, yr)
94 07 SHARES FNMA POOL AU2933	P	2013-09-16	2014-06-25
7 23 SHARES FNMA POOL AQ7081	P	2013-07-10	2014-07-25
13 74 SHARES FNMA POOL AR2583	P	2013-02-13	2014-08-25
76 SHARES KINDER MORGAN MGMT LLC	P	2011-12-22	2013-09-12
401 73 SHARES FNMA POOL AB4115	P	2012-04-06	2013-09-25
11 58 SHARES FNMA POOL AR9902	P	2013-08-12	2013-09-25
138 85 SHARES FNMA POOL AB4115	P	2012-04-09	2013-10-25
16 22 SHARES FNMA POOL AR5858	P	2013-09-23	2013-10-25
5883 999 SHARES HARBOR INTERNATIONAL	P	2012-11-09	2013-10-29
4525 811 SHARES PIMCO ALL ASSET P	P	2012-11-14	2013-10-29
312 842 SHARES TEMPLETON GLOBAL BD F	P	2012-11-15	2013-10-29
47147 154 SHARES TOUCHSTONE SANDS CA	P	2012-11-09	2013-10-29
9105 SHARES ALLIANZ FIX INC	P	2012-11-30	2013-10-30
7455 SHARES ALLIANZ FX INC	P	2012-11-30	2013-10-30
87 SHARES 3M CO	P	2012-11-09	2013-11-21
10 SHARES AMERIGAS PARTNERS L P UNIT	P	2012-11-30	2013-11-21
313 SHARES AT&T INC	P	2010-05-27	2013-11-21
7 SHARES BAKER HUGHES INCORPORATED	P	2012-06-29	2013-11-21
29 SHARES BIG LOTS INC	P	2012-12-10	2013-11-21
135 SHARES CHESAPEAKE ENERGY CORP CO	P	2012-06-05	2013-11-21
6 SHARES CISCO SYS INC	P	2012-05-10	2013-11-21
80 SHARES COACH INC COMMON	P	2012-11-30	2013-11-21
715 SHARES CVS CORP	P	2013-03-26	2013-11-21
61 SHARES EATON CORP PLC SHS	P	2012-12-03	2013-11-21
165 SHARES ENBRIDGE ENERGY PARTNERS	P	2013-01-31	2013-11-21
41 352 SHARES ENTERPRISE PRODUCTS PA	P	2011-04-20	2013-11-21
4 SHARES GENERAL DYNAMICS CORP	P	2012-11-14	2013-11-21
425 SHARES GILEAD SCIENCES INC COM	P	2013-03-12	2013-11-21
23 SHARES HSBC HLDGS PLC SPONSORED A	P	2012-11-14	2013-11-21
112 SHARES ISHARES COMEX GOLD TRUST	P	2012-11-09	2013-11-21

Form 990PF Part IV - Capital Gains and Losses for Tax on Investment Income - Columns a - d

(a) List and describe the kind(s) of property sold (e g , real estate, 2-story brick warehouse, or common stock, 200 shs MLC Co)	(b) How acquired P—Purchase D—Donation	(c) Date acquired (mo , day, yr)	(d) Date sold (mo , day, yr)
19 SHARES J P MORGAN CHASE & CO	P	2012-01-13	2013-11-21
9 SHARES KENNAMETAL INC COM	P	2013-03-11	2013-11-21
571 SHARES KINDER MORGAN ENERGY PART	P	2011-12-22	2013-11-21
114 SHARES LINN ENERGY LLC-UNITS LP	P	2012-03-13	2013-11-21
42 SHARES MARKWEST ENERGY PARTNERS-U	P	2011-04-20	2013-11-21
55 SHARES MET LIFE COM	P	2013-03-26	2013-11-21
96 SHARES NIKE INC CL B	P	2012-11-14	2013-11-21
19 SHARES ORACLE CORP	P	2012-11-09	2013-11-21
82 SHARES PLAINS ALL AMERN PIPELINE	P	2011-04-20	2013-11-21
30 SHARES RAYTHEON CO COMMON	P	2012-11-30	2013-11-21
480 SHARES TARGA RESOURCES PARTNERS	P	2013-03-05	2013-11-21
30 SHARES TEXAS INSTRUMENTS INC	P	2012-11-30	2013-11-21
11680 SHARES VANGUARD FTSE ALL-WORLD	P	2013-03-21	2013-11-21
30 SHARES WELLS FARGO COMPANY	P	2012-11-30	2013-11-21
154 62 SHARES FNMA POOL 745580	P	2013-09-27	2013-11-25
12 59 SHARES FNMA POOL AR2583	P	2013-02-13	2013-11-25
715 SHARES DELTA AIR LINES INC	P	2013-11-21	2013-11-27
2 282 SHARES MFF ORION A	P	2013-06-01	2013-11-30
14928 29 SHARES FNMA POOL AU7258	P	2013-10-11	2013-12-06
16000 SHARES UNITED STATES TREAS NTS	P	2013-07-09	2013-12-06
3000 SHARES UNITED STATES TREAS NTS	P	2013-09-10	2013-12-06
134 78 SHARES FNMA POOL 745580	P	2013-09-27	2013-12-25
10 45 SHARES FNMA POOL AR5265	P	2013-02-15	2013-12-25
969 SHARES NEXTERA ENERGY INC	P	2013-11-21	2014-01-07
3 48 SHARES FNMA POOL AR5858	P	2013-09-23	2014-01-25
10 43 SHARES FNMA POOL AR5265	P	2013-02-15	2014-02-25
592 SHARES INTEL CORP	P	2013-11-27	2014-03-12
674 SHARES SM ENERGY CO	P	2013-11-21	2014-03-13
46 9 SHARES FNMA POOL AU2933	P	2013-09-16	2014-03-25
3 41 SHARES FNMA POOL AR5858	P	2013-09-23	2014-04-25

Form 990PF Part IV - Capital Gains and Losses for Tax on Investment Income - Columns a - d

(a) List and describe the kind(s) of property sold (e g , real estate, 2-story brick warehouse, or common stock, 200 shs MLC Co)	(b) How acquired P—Purchase D—Donation	(c) Date acquired (mo , day, yr)	(d) Date sold (mo , day, yr)
53 13 SHARES FNMA POOL AQ7081	P	2013-07-10	2014-05-25
50 93 SHARES FHLMC 30G Q17639	P	2013-09-16	2014-06-15
232 SHARES TOWER INTL INC	P	2014-05-01	2014-06-24
382 SHARES WALTER INVT MGMT CORP	P	2014-05-01	2014-06-25
23 74 SHARES FNMA POOL AR2583	P	2013-02-13	2014-07-25
10 47 SHARES FNMA POOL AR5265	P	2013-02-15	2014-08-25
5 SHARES KINDER MORGAN MGMT LLC	P	2012-10-25	2013-09-12
22 09 SHARES FNMA POOL AB6609	P	2013-01-18	2013-09-25
20 56 SHARES FNMA POOL AU7305	P	2013-08-26	2013-09-25
23 96 SHARES FNMA POOL AB6609	P	2013-01-18	2013-10-25
12 9 SHARES FNMA POOL AR9902	P	2013-08-12	2013-10-25
587 725 SHARES HARBOR INTERNATIONAL	P	2012-11-14	2013-10-29
6422 421 SHARES PIMCO ALL ASSET P	P	2012-11-30	2013-10-29
10470 67 SHARES TEMPLETON GLOBAL BD	P	2012-11-30	2013-10-29
4512 539 SHARES TOUCHSTONE SANDS CAP	P	2012-11-14	2013-10-29
1568 606 SHARES ALLIANZ FIX INC	P	2012-12-19	2013-10-30
1039 246 SHARES ALLIANZ FX INC	P	2012-12-19	2013-10-30
15 SHARES 3M CO	P	2012-11-14	2013-11-21
4 SHARES AMGEN INC	P	2012-11-09	2013-11-21
17 SHARES AT&T INC	P	2012-04-24	2013-11-21
9 SHARES BAKER HUGHES INCORPORATED	P	2012-08-13	2013-11-21
43 SHARES BIG LOTS INC	P	2012-12-26	2013-11-21
30 SHARES CHESAPEAKE ENERGY CORP COM	P	2012-11-14	2013-11-21
12 SHARES CISCO SYS INC	P	2012-05-11	2013-11-21
85 SHARES COACH INC COMMON	P	2013-01-30	2013-11-21
84 SHARES DIAGEO PLC ADR SPONSORED	P	2012-08-02	2013-11-21
203 SHARES EL PASO PIPELINE PARTNERS	P	2011-04-08	2013-11-21
193 SHARES ENERGY TRANSFER EQUITY L	P	2011-04-08	2013-11-21
201 SHARES ENTERPRISE PRODUCTS PARTN	P	2011-04-20	2013-11-21
5 SHARES GENERAL DYNAMICS CORP	P	2012-11-30	2013-11-21

Form 990PF Part IV - Capital Gains and Losses for Tax on Investment Income - Columns a - d

(a) List and describe the kind(s) of property sold (e g , real estate, 2-story brick warehouse, or common stock, 200 shs MLC Co)	(b) How acquired P—Purchase D—Donation	(c) Date acquired (mo , day, yr)	(d) Date sold (mo , day, yr)
147 SHARES HARTFORD FINANCIAL SVCS G	P	2013-03-05	2013-11-21
20 SHARES HSBC HLDGS PLC SPONSORED A	P	2012-11-30	2013-11-21
25085 SHARES ISHARES COMEX GOLD TRUS	P	2012-11-09	2013-11-21
10 SHARES J P MORGAN CHASE & CO	P	2012-06-04	2013-11-21
20 SHARES KENNAMETAL INC COM	P	2013-03-11	2013-11-21
25 SHARES KINDER MORGAN ENERGY PARTN	P	2012-10-25	2013-11-21
30 SHARES LINN ENERGY LLC-UNITS LP	P	2012-10-25	2013-11-21
117 SHARES MARKWEST ENERGY PARTNERS-	P	2011-07-15	2013-11-21
61 SHARES MET LIFE COM	P	2013-03-26	2013-11-21
60 SHARES NIKE INC CL B	P	2012-11-30	2013-11-21
317 SHARES ORACLE CORP	P	2012-11-09	2013-11-21
260 SHARES PLAINS ALL AMERN PIPELINE	P	2011-12-02	2013-11-21
270 SHARES REGENCY ENERGY PARTNERS	P	2011-04-08	2013-11-21
433 SHARES TARGET CORP	P	2012-11-09	2013-11-21
96 SHARES TEXTRON INC	P	2013-06-25	2013-11-21
11 SHARES VERIFONE SYSTEMS INC	P	2013-03-05	2013-11-21
639 SHARES WHOLE FOODS MARKET INC CO	P	2012-11-09	2013-11-21
1578 23 SHARES FNMA POOL 930922	P	2012-11-19	2013-11-25
33 27 SHARES FNMA POOL AR5265	P	2013-02-15	2013-11-25
238 SHARES J P MORGAN CHASE & CO	P	2013-11-21	2013-11-27
207 105 SHARES POLARIS LP CLASS B	P	2012-01-01	2013-11-30
10928 65 SHARES FNMA POOL AU7305	P	2013-08-26	2013-12-06
10000 SHARES UNITED STATES TREAS NTS	P	2013-08-20	2013-12-06
8000 SHARES UNITED STATES TREAS NTS	P	2013-09-17	2013-12-06
1021 49 SHARES FNMA POOL 930922	P	2012-11-19	2013-12-25
3 48 SHARES FNMA POOL AR5858	P	2013-09-23	2013-12-25
752 SHARES OMEGA HEALTHCARE INVS INC	P	2013-11-27	2014-01-07
68 33 SHARES FNMA POOL AR9902	P	2013-08-12	2014-01-25
3 39 SHARES FNMA POOL AR5858	P	2013-09-23	2014-02-25
1602 SHARES JOHNSON CTLS INC	P	2013-11-21	2014-03-12

Form 990PF Part IV - Capital Gains and Losses for Tax on Investment Income - Columns a - d

(a) List and describe the kind(s) of property sold (e g , real estate, 2-story brick warehouse, or common stock, 200 shs MLC Co)	(b) How acquired P—Purchase D—Donation	(c) Date acquired (mo , day, yr)	(d) Date sold (mo , day, yr)
253 SHARES STATE STREET CORP	P	2013-11-21	2014-03-13
3 84 SHARES FHLMC 30G A90316	P	2013-05-15	2014-04-15
73 74 SHARES FNMA POOL AR9902	P	2013-08-12	2014-04-25
9 82 SHARES FNMA POOL AR2583	P	2013-02-13	2014-05-25
253 SHARES AVNET INC COM	P	2013-11-21	2014-06-16
164 SHARES WALTER INVT MGMT CORP	P	2014-05-01	2014-06-24
27439 SHARES EATON VANCE MUT FDS TR	P	2013-11-27	2014-07-14
99 88 SHARES FNMA POOL AR5265	P	2013-02-15	2014-07-25
3 41 SHARES FNMA POOL AR5858	P	2013-09-23	2014-08-25
57 SHARES KINDER MORGAN MGMT LLC	P	2012-11-14	2013-09-12
524 36 SHARES FNMA POOL AB7364	P	2012-12-13	2013-09-25
45 SHARES KINDRED HEALTHCARE INC	P	2012-03-13	2013-09-30
334 36 SHARES FNMA POOL AB7364	P	2012-12-13	2013-10-25
13 65 SHARES FNMA POOL AU2933	P	2013-09-16	2013-10-25
532 811 SHARES HARBOR INTERNATIONAL	P	2012-11-30	2013-10-29
15108 981 SHARES PIMCO ALL ASSET P	P	2013-06-05	2013-10-29
2116 33 SHARES TEMPLETON GLOBAL BD F	P	2012-12-17	2013-10-29
3220 099 SHARES TOUCHSTONE SANDS CAP	P	2012-11-30	2013-10-29
2143 821 SHARES ALLIANZ FIX INC	P	2013-01-25	2013-10-30
1810 SHARES ALLIANZ FX INC	P	2012-12-28	2013-10-30
20 SHARES 3M CO	P	2012-11-30	2013-11-21
32 SHARES AMGEN INC	P	2012-11-09	2013-11-21
33 SHARES AT&T INC	P	2012-11-14	2013-11-21
8 SHARES BAKER HUGHES INCORPORATED	P	2012-09-26	2013-11-21
17 SHARES BIG LOTS INC	P	2013-03-06	2013-11-21
70 SHARES CHESAPEAKE ENERGY CORP COM	P	2012-11-30	2013-11-21
12 SHARES CISCO SYS INC	P	2012-05-21	2013-11-21
59 SHARES COMMUNITY HEALTH SYS INC N	P	2011-12-16	2013-11-21
11 SHARES DIAGEO PLC ADR SPONSORED	P	2012-11-14	2013-11-21
61 SHARES EL PASO PIPELINE PARTNERS	P	2011-04-20	2013-11-21

Form 990PF Part IV - Capital Gains and Losses for Tax on Investment Income - Columns a - d

(a) List and describe the kind(s) of property sold (e g , real estate, 2-story brick warehouse, or common stock, 200 shs MLC Co)	(b) How acquired P—Purchase D—Donation	(c) Date acquired (mo , day, yr)	(d) Date sold (mo , day, yr)
79 SHARES ENERGY TRANSFER EQUITY LP	P	2011-04-20	2013-11-21
2362 001 SHARES ENTERPRISE PRODUCTS	P	2011-12-22	2013-11-21
421 SHARES GENERAL ELEC CO	P	2012-06-06	2013-11-21
244 SHARES HCP INC	P	2012-11-09	2013-11-21
98 SHARES INTEL CORP	P	2012-11-30	2013-11-21
2700 SHARES ISHARES COMEX GOLD TRUST	P	2012-11-14	2013-11-21
16 SHARES J P MORGAN CHASE & CO	P	2012-06-04	2013-11-21
60 SHARES KENNAMETAL INC COM	P	2013-03-11	2013-11-21
95 SHARES KINDER MORGAN ENERGY PARTN	P	2012-11-14	2013-11-21
72 SHARES LINN ENERGY LLC-UNITS LP	P	2012-11-14	2013-11-21
124 SHARES MARKWEST ENERGY PARTNERS-	P	2011-10-03	2013-11-21
55 SHARES MET LIFE COM	P	2013-06-25	2013-11-21
590 SHARES NORDSTROM INC	P	2012-11-09	2013-11-21
100 SHARES ORACLE CORP	P	2012-11-14	2013-11-21
1098 SHARES PLAINS ALL AMERN PIPELIN	P	2011-12-22	2013-11-21
76 SHARES REGENCY ENERGY PARTNERS L	P	2011-04-20	2013-11-21
52 SHARES TARGET CORP	P	2012-11-14	2013-11-21
38 SHARES TEXTRON INC	P	2013-09-12	2013-11-21
48 SHARES VERIFONE SYSTEMS INC	P	2013-03-06	2013-11-21
66 SHARES WHOLE FOODS MARKET INC COM	P	2012-11-14	2013-11-21
428 21 SHARES FNMA POOL AB4115	P	2012-04-09	2013-11-25
3 41 SHARES FNMA POOL AR5858	P	2013-09-23	2013-11-25
205 SHARES JOHNSON CTLS INC	P	2013-11-21	2013-11-27
934 91 SHARES FHLMC 30G C03792	P	2012-11-19	2013-12-06
16000 SHARES TSY INFL IX N/B 01/30/0	P	2012-11-21	2013-12-06
13000 SHARES UNITED STATES TREAS NTS	P	2013-10-22	2013-12-06
1000 SHARES UNITED STATES TREAS NTS	P	2013-09-24	2013-12-06
550 96 SHARES FNMA POOL AB4115	P	2012-04-09	2013-12-25
72 5 SHARES FNMA POOL AR9902	P	2013-08-12	2013-12-25
1184 SHARES OMEGA HEALTHCARE INVS IN	P	2013-11-29	2014-01-07

Form 990PF Part IV - Capital Gains and Losses for Tax on Investment Income - Columns a - d

(a) List and describe the kind(s) of property sold (e g , real estate, 2-story brick warehouse, or common stock, 200 shs MLC Co)	(b) How acquired P—Purchase D—Donation	(c) Date acquired (mo , day, yr)	(d) Date sold (mo , day, yr)
10 82 SHARES FNMA POOL AU2933	P	2013-09-16	2014-01-25
69 72 SHARES FNMA POOL AR9902	P	2013-08-12	2014-02-25
117 SHARES KIMBERLY CLARK CORP	P	2013-11-21	2014-03-12
2 96 SHARES FHLMC 30G A90316	P	2013-05-15	2014-03-15
45 04 SHARES FHLMC 30G Q17639	P	2013-09-16	2014-04-15
15 44 SHARES FNMA POOL AU2933	P	2013-09-16	2014-04-25
10 43 SHARES FNMA POOL AR5265	P	2013-02-15	2014-05-25
379 SHARES AVNET INC COM	P	2014-01-07	2014-06-16
454 SHARES DESTINATION MATERNITY COR	P	2014-05-01	2014-06-25
32913 SHARES EATON VANCE MUT FDS TR	P	2013-12-09	2014-07-14
15 59 SHARES FNMA POOL AR5858	P	2013-09-23	2014-07-25
23 69 SHARES FNMA POOL AR9902	P	2013-08-12	2014-08-25
49 SHARES KINDER MORGAN MGMT LLC	P	2012-11-30	2013-09-12
296 43 SHARES FNMA POOL AE0949	P	2013-02-13	2013-09-25
33 SHARES KINDRED HEALTHCARE INC	P	2012-11-14	2013-09-30
184 96 SHARES FNMA POOL AE0949	P	2013-02-13	2013-10-25
15 65 SHARES FNMA POOL AU7305	P	2013-08-26	2013-10-25
6410 678 SHARES HARBOR INTERNATIONAL	P	2013-03-21	2013-10-29
23696 555 SHARES TEMPLETON GLOBAL BD	P	2012-01-04	2013-10-29
1398 539 SHARES TEMPLETON GLOBAL BD	P	2012-12-17	2013-10-29
15923 279 SHARES VIRTUS FOREIGN OPPO	P	2012-11-09	2013-10-29
1318 834 SHARES ALLIANZ FIX INC	P	2013-05-08	2013-10-30
35 SHARES ALLIANZ FX INC	P	2013-05-09	2013-10-30
814 SHARES ADOBE SYSTEMS INCORPORATE	P	2012-11-09	2013-11-21
75 SHARES AMGEN INC	P	2012-11-09	2013-11-21
60 SHARES AT&T INC	P	2012-11-30	2013-11-21
4 SHARES BAKER HUGHES INCORPORATED	P	2012-10-04	2013-11-21
106 SHARES BIOGEN IDEC INC	P	2013-03-13	2013-11-21
11 SHARES CHEVRONTEXACO CORP	P	2010-04-12	2013-11-21
22 SHARES CISCO SYS INC	P	2012-05-24	2013-11-21

Form 990PF Part IV - Capital Gains and Losses for Tax on Investment Income - Columns a - d

(a) List and describe the kind(s) of property sold (e g , real estate, 2-story brick warehouse, or common stock, 200 shs MLC Co)	(b) How acquired P—Purchase D—Donation	(c) Date acquired (mo , day, yr)	(d) Date sold (mo , day, yr)
25 SHARES COMMUNITY HEALTH SYS INC N	P	2012-11-14	2013-11-21
10 SHARES DIAGEO PLC ADR SPONSORED	P	2012-11-30	2013-11-21
557 SHARES EL PASO PIPELINE PARTNERS	P	2011-12-22	2013-11-21
64 SHARES ENERGY TRANSFER EQUITY LP	P	2011-06-03	2013-11-21
129 SHARES ENTERPRISE PRODUCTS PARTN	P	2012-11-14	2013-11-21
26 SHARES GENERAL ELEC CO	P	2012-08-13	2013-11-21
32 SHARES HCP INC	P	2012-11-14	2013-11-21
99 SHARES INTEL CORP	P	2012-11-30	2013-11-21
4600 SHARES ISHARES COMEX GOLD TRUST	P	2012-11-30	2013-11-21
29 SHARES J P MORGAN CHASE & CO	P	2012-11-14	2013-11-21
12 SHARES KENNAMETAL INC COM	P	2013-04-22	2013-11-21
120 SHARES KINDER MORGAN ENERGY PART	P	2012-11-30	2013-11-21
100 SHARES LINN ENERGY LLC-UNITS LP	P	2012-11-30	2013-11-21
606 SHARES MARKWEST ENERGY PARTNERS-	P	2011-12-22	2013-11-21
337 SHARES MICROSOFT CORP	P	2011-04-21	2013-11-21
72 SHARES NORDSTROM INC	P	2012-11-14	2013-11-21
100 SHARES ORACLE CORP	P	2012-11-30	2013-11-21
40 SHARES PLAINS ALL AMERN PIPELINE	P	2012-10-25	2013-11-21
787 SHARES REGENCY ENERGY PARTNERS	P	2011-12-22	2013-11-21
60 SHARES TARGET CORP	P	2012-11-30	2013-11-21
58 SHARES TEXTRON INC	P	2013-10-08	2013-11-21
65 SHARES VERIFONE SYSTEMS INC	P	2013-03-25	2013-11-21
80 SHARES WHOLE FOODS MARKET INC COM	P	2012-11-30	2013-11-21
31 98 SHARES FNMA POOL AB6609	P	2013-01-18	2013-11-25
12 29 SHARES FNMA POOL AR9902	P	2013-08-12	2013-11-25
358 SHARES LINCOLN NATL CORP IND	P	2013-11-21	2013-11-27
174431 12 SHARES FHLMC 30G C03792	P	2012-11-19	2013-12-06
95000 SHARES TSY INFL IX N/B 01/30/0	P	2013-01-09	2013-12-06
10000 SHARES UNITED STATES TREAS NTS	P	2012-12-05	2013-12-06
106000 SHARES US TREASURY N/B 11/15/	P	2013-05-07	2013-12-06

Form 990PF Part IV - Capital Gains and Losses for Tax on Investment Income - Columns a - d

(a) List and describe the kind(s) of property sold (e g , real estate, 2-story brick warehouse, or common stock, 200 shs MLC Co)	(b) How acquired P—Purchase D—Donation	(c) Date acquired (mo , day, yr)	(d) Date sold (mo , day, yr)
17 51 SHARES FNMA POOL AB6609	P	2013-01-18	2013-12-25
11 22 SHARES FNMA POOL AU2933	P	2013-09-16	2013-12-25
846 SHARES OMEGA HEALTHCARE INVS INC	P	2013-12-02	2014-01-07
15266 SHARES AQR FDS RISK PARITY FD	P	2013-11-27	2014-02-03
14 46 SHARES FNMA POOL AU2933	P	2013-09-16	2014-02-25
261 SHARES MAGNA INTERNATIONAL INC C	P	2013-11-21	2014-03-12
43 08 SHARES FHLMC 30G Q17639	P	2013-09-16	2014-03-15
6345 SHARES J P MORGAN TR INCOME OPP	P	2013-11-26	2014-04-22
19216 SHARES AMERICAN BEACON FDS SMA	P	2013-11-21	2014-04-28
3 4 SHARES FNMA POOL AR5858	P	2013-09-23	2014-05-25
1000 SHARES DOVER CORP	P	2013-11-21	2014-06-16
19 64 SHARES FNMA POOL 190404	P	2013-06-19	2014-06-25
1381 SHARES UBS E-TRACS ALERIAN MLP	P	2013-11-26	2014-07-14
80 17 SHARES FNMA POOL AR9902	P	2013-08-12	2014-07-25
12 19 SHARES FNMA POOL AU2933	P	2013-09-16	2014-08-25
74 SHARES KINDRED HEALTHCARE INC	P	2012-03-12	2013-09-12
59 39 SHARES FNMA POOL AH5583	P	2011-02-09	2013-09-25
20 SHARES KINDRED HEALTHCARE INC	P	2012-11-30	2013-09-30
33 59 SHARES FNMA POOL AH5583	P	2011-02-09	2013-10-25
65 SHARES AECOM TECHNOLOGY CORP	P	2012-11-13	2013-10-29
1998 052 SHARES HARBOR INTERNATIONAL	P	2013-09-19	2013-10-29
395 643 SHARES TEMPLETON GLOBAL BD F	P	2012-01-20	2013-10-29
13 994 SHARES TEMPLETON GLOBAL BD FD	P	2012-12-17	2013-10-29
1357 433 SHARES VIRTUS FOREIGN OPPOR	P	2012-11-14	2013-10-29
1242 313 SHARES ALLIANZ FIX INC	P	2013-07-29	2013-10-30
5 018 SHARES ALLIANZ FX INC	P	2013-05-10	2013-10-30
161 SHARES ADOBE SYSTEMS INCORPORATE	P	2012-11-14	2013-11-21
4 SHARES AMGEN INC	P	2012-11-14	2013-11-21
36 SHARES ATLAS AIR WORLDWIDE HOLDIN	P	2012-08-20	2013-11-21
3 SHARES BAKER HUGHES INCORPORATED	P	2012-11-14	2013-11-21

Form 990PF Part IV - Capital Gains and Losses for Tax on Investment Income - Columns a - d

(a) List and describe the kind(s) of property sold (e g , real estate, 2-story brick warehouse, or common stock, 200 shs MLC Co)	(b) How acquired P—Purchase D—Donation	(c) Date acquired (mo , day, yr)	(d) Date sold (mo , day, yr)
115 SHARES BOEING CO	P	2012-11-09	2013-11-21
2 SHARES CHEVRONTEXACO CORP	P	2010-04-13	2013-11-21
14 SHARES CISCO SYS INC	P	2012-06-08	2013-11-21
30 SHARES COMMUNITY HEALTH SYS INC N	P	2012-11-30	2013-11-21
149 SHARES DIAMOND OFFSHORE DRILLING	P	2013-02-05	2013-11-21
20 SHARES EL PASO PIPELINE PARTNERS	P	2012-10-25	2013-11-21
882 SHARES ENERGY TRANSFER EQUITY L	P	2011-12-22	2013-11-21
200 SHARES ENTERPRISE PRODUCTS PARTN	P	2012-11-30	2013-11-21
80 SHARES GENERAL ELEC CO	P	2012-11-14	2013-11-21
40 SHARES HCP INC	P	2012-11-30	2013-11-21
530 SHARES INTEL CORP	P	2013-01-30	2013-11-21
6367 SHARES ISHARES TR RUSSELL 1000	P	2012-11-09	2013-11-21
30 SHARES J P MORGAN CHASE & CO	P	2012-11-30	2013-11-21
23 SHARES KEYCORP COMMON	P	2013-01-16	2013-11-21
99 SHARES KRAFT FOODS GROUP INC	P	2012-10-16	2013-11-21
144 SHARES LINN ENERGY LLC-UNITS LP	P	2012-12-14	2013-11-21
75 SHARES MARKWEST ENERGY PARTNERS-U	P	2012-11-14	2013-11-21
16 SHARES MICROSOFT CORP	P	2012-11-09	2013-11-21
60 SHARES NORDSTROM INC	P	2012-11-30	2013-11-21
23 SHARES PATTERSON-UTI ENERGY INC	P	2012-06-05	2013-11-21
202 SHARES PLAINS ALL AMERN PIPELINE	P	2012-11-14	2013-11-21
167 SHARES REGENCY ENERGY PARTNERS	P	2012-11-14	2013-11-21
65 SHARES TARGET CORP	P	2013-01-30	2013-11-21
65 SHARES TRAVELERS COS INC/THE	P	2007-04-23	2013-11-21
67 SHARES VERIFONE SYSTEMS INC	P	2013-04-23	2013-11-21
30 SHARES WHOLE FOODS MARKET INC COM	P	2013-01-30	2013-11-21
992 35 SHARES FNMA POOL AB7364	P	2012-12-13	2013-11-25
10 8 SHARES FNMA POOL AU2933	P	2013-09-16	2013-11-25
268 SHARES LORILLARD INC	P	2013-11-21	2013-11-27
10190 87 SHARES FNMA POOL 190391	P	2009-06-08	2013-12-06

Form 990PF Part IV - Capital Gains and Losses for Tax on Investment Income - Columns a - d

(a) List and describe the kind(s) of property sold (e g , real estate, 2-story brick warehouse, or common stock, 200 shs MLC Co)	(b) How acquired P—Purchase D—Donation	(c) Date acquired (mo , day, yr)	(d) Date sold (mo , day, yr)
15000 SHARES TSY INFL IX N/B 07/15/1	P	2012-07-24	2013-12-06
275000 SHARES UNITED STATES TREAS NT	P	2012-12-13	2013-12-06
4000 SHARES US TREASURY N/B 11/15/11	P	2013-05-14	2013-12-06
159 21 SHARES FNMA POOL AE0949	P	2013-02-13	2013-12-25
95 02 SHARES FNMA POOL AU3751	P	2013-10-11	2013-12-25
5 15 SHARES FHLMC 30G A90316	P	2013-05-15	2014-01-15
3277 SHARES TEMPLETON INCOME TR TEMP	P	2013-12-09	2014-02-03
500 SHARES KNOWLES CORP COM	P	2013-11-21	2014-03-06
257 SHARES MYLAN LABORATORIES	P	2013-11-21	2014-03-12
14 39 SHARES FNMA POOL 190404	P	2013-06-19	2014-03-25
21470 SHARES J P MORGAN TR INCOME OP	P	2014-01-15	2014-04-22
11380 SHARES ROWE PRICE NEW HORIZONS	P	2013-11-22	2014-04-28
12 08 SHARES FNMA POOL AR9902	P	2013-08-12	2014-05-25
135 SHARES DOVER CORP	P	2014-03-12	2014-06-16
103 2 SHARES FNMA POOL 745580	P	2013-09-27	2014-06-25
4348 SHARES UBS E-TRACS ALERIAN MLP	P	2013-11-26	2014-07-14
42 55 SHARES FNMA POOL AU2933	P	2013-09-16	2014-07-25
ROUNDING ADJUSTMENT	P	2014-08-31	2014-08-31
37 SHARES TEXAS INSTRUMENTS	P	2009-04-21	2013-09-12
15 95 SHARES FNMA POOL AJ5890	P	2013-03-13	2013-09-25
29 SHARES MACY'S INC	P	2010-05-10	2013-10-08
31 63 SHARES FNMA POOL AJ5890	P	2013-03-13	2013-10-25
20 SHARES AECOM TECHNOLOGY CORP	P	2012-11-14	2013-10-29
46592 018 SHARES INVESCO BALANCED-RI	P	2013-03-21	2013-10-29
381 548 SHARES TEMPLETON GLOBAL BD F	P	2012-02-21	2013-10-29
357 789 SHARES TEMPLETON GLOBAL BD F	P	2013-01-15	2013-10-29
1398 934 SHARES VIRTUS FOREIGN OPPOR	P	2012-11-30	2013-10-29
1092 03 SHARES ALLIANZ FIX INC	P	2013-08-12	2013-10-30
65 047 SHARES ALLIANZ FX INC	P	2013-05-13	2013-10-30
25 SHARES AGILENT TECHNOLOGIES INC	P	2012-08-16	2013-11-21

Form 990PF Part IV - Capital Gains and Losses for Tax on Investment Income - Columns a - d

(a) List and describe the kind(s) of property sold (e g , real estate, 2-story brick warehouse, or common stock, 200 shs MLC Co)	(b) How acquired P—Purchase D—Donation	(c) Date acquired (mo , day, yr)	(d) Date sold (mo , day, yr)
55 SHARES AMGEN INC	P	2012-11-14	2013-11-21
23 SHARES ATLAS AIR WORLDWIDE HOLDIN	P	2012-11-14	2013-11-21
7 SHARES BAKER HUGHES INCORPORATED	P	2012-11-14	2013-11-21
15 SHARES BOEING CO	P	2012-11-14	2013-11-21
57 SHARES CHEVRONTEXACO CORP	P	2010-04-15	2013-11-21
8 SHARES CISCO SYS INC	P	2012-11-09	2013-11-21
206 SHARES CONOCOPHILLIPS	P	2012-11-09	2013-11-21
73 SHARES DIAMOND OFFSHORE DRILLING	P	2013-07-01	2013-11-21
119 SHARES EL PASO PIPELINE PARTNERS	P	2012-11-14	2013-11-21
182 SHARES ENERGY TRANSFER EQUITY L	P	2012-11-14	2013-11-21
222 SHARES EQT MIDSTREAM PARTNERS L	P	2013-07-19	2013-11-21
70 SHARES GENERAL ELEC CO	P	2012-11-30	2013-11-21
178 SHARES HEALTH CARE REIT INC COM	P	2012-11-09	2013-11-21
27 SHARES INTERNATIONAL BUSINESS MAC	P	2011-03-28	2013-11-21
638 SHARES ISHARES TR RUSSELL 1000 V	P	2012-11-14	2013-11-21
28 SHARES J P MORGAN CHASE & CO	P	2013-06-25	2013-11-21
130 SHARES KEYCORP COMMON	P	2013-01-25	2013-11-21
491 SHARES LAUDER ESTEE COS INC CL A	P	2012-11-09	2013-11-21
37 SHARES MACYS INC	P	2010-05-10	2013-11-21
100 SHARES MARKWEST ENERGY PARTNERS-	P	2012-11-30	2013-11-21
99 SHARES MICROSOFT CORP	P	2012-11-14	2013-11-21
25 SHARES NORDSTROM INC	P	2013-01-30	2013-11-21
150 SHARES PATTERSON-UTI ENERGY INC	P	2012-07-27	2013-11-21
100 SHARES PLAINS ALL AMERN PIPELINE	P	2012-11-30	2013-11-21
100 SHARES REGENCY ENERGY PARTNERS	P	2012-11-30	2013-11-21
21 SHARES TEREX CORP NEW COM	P	2012-05-29	2013-11-21
19 SHARES TRAVELERS COS INC/THE	P	2009-06-23	2013-11-21
93 SHARES VERIFONE SYSTEMS INC	P	2013-06-06	2013-11-21
142 SHARES WILLIAMS PARTNERS L P COM	P	2011-04-08	2013-11-21
168 08 SHARES FNMA POOL AE0949	P	2013-02-13	2013-11-25

Form 990PF Part IV - Capital Gains and Losses for Tax on Investment Income - Columns a - d

(a) List and describe the kind(s) of property sold (e g , real estate, 2-story brick warehouse, or common stock, 200 shs MLC Co)	(b) How acquired P—Purchase D—Donation	(c) Date acquired (mo , day, yr)	(d) Date sold (mo , day, yr)
150 46 SHARES FNMA POOL AU3751	P	2013-10-11	2013-11-25
234 SHARES MET LIFE COM	P	2013-11-21	2013-11-27
75692 99 SHARES FNMA POOL 930922	P	2012-11-19	2013-12-06
22000 SHARES TSY INFL IX N/B 07/15/1	P	2012-07-24	2013-12-06
17000 SHARES UNITED STATES TREAS NTS	P	2013-01-09	2013-12-06
33000 SHARES US TREASURY N/B 11/15/1	P	2013-05-21	2013-12-06
22 49 SHARES FNMA POOL AH5583	P	2011-02-09	2013-12-25
23 66 SHARES FNMA POOL AU7258	P	2013-10-11	2013-12-25
26 44 SHARES FHLMC 30G Q17639	P	2013-09-16	2014-01-15
3 63 SHARES FHLMC 30G A90316	P	2013-05-15	2014-02-15
76 SHARES ALLIANCE DATA SYS COMMON	P	2013-11-21	2014-03-12
976 SHARES OMNICARE INC COMMON STOCK	P	2013-11-21	2014-03-12
77 33 SHARES FNMA POOL 745580	P	2013-09-27	2014-03-25
6141 SHARES WILLIAM BLAIR FDS ALLOC	P	2013-11-26	2014-04-22
250000 SHARES BOTTLING GROUP LLC 01/	P	2013-12-09	2014-05-05
14 58 SHARES FNMA POOL AU2933	P	2013-09-16	2014-05-25
1575 SHARES AVNET INC COM	P	2013-11-21	2014-06-17
23 19 SHARES FNMA POOL AB6609	P	2013-01-18	2014-06-25
1352 SHARES UBS E-TRACS ALERIAN MLP	P	2014-01-15	2014-07-14
6 24 SHARES FHLMC 30G A90316	P	2013-05-15	2014-08-15
8 71 SHARES FHLMC 30G A90316	P	2013-05-15	2013-09-15
732 36 SHARES FNMA POOL AJ8345	P	2012-12-13	2013-09-25
44 SHARES BARNES GROUP INC	P	2011-08-11	2013-10-09
194 98 SHARES FNMA POOL AJ8345	P	2012-12-13	2013-10-25
13 SHARES ARCHER DANIELS MIDLAND	P	2011-06-13	2013-10-29
14462 114 SHARES INVESCO BALANCED-RI	P	2013-06-05	2013-10-29
383 075 SHARES TEMPLETON GLOBAL BD F	P	2012-03-20	2013-10-29
356 721 SHARES TEMPLETON GLOBAL BD F	P	2013-02-15	2013-10-29
14716 934 SHARES VIRTUS FOREIGN OPPO	P	2013-03-21	2013-10-29
1841 752 SHARES ALLIANZ FIX INC	P	2013-08-22	2013-10-30

Form 990PF Part IV - Capital Gains and Losses for Tax on Investment Income - Columns a - d

(a) List and describe the kind(s) of property sold (e g , real estate, 2-story brick warehouse, or common stock, 200 shs MLC Co)	(b) How acquired P—Purchase D—Donation	(c) Date acquired (mo , day, yr)	(d) Date sold (mo , day, yr)
935 SHARES ALLIANZ FX INC	P	2013-07-29	2013-10-30
15 SHARES AGILENT TECHNOLOGIES INC	P	2012-11-14	2013-11-21
4 SHARES AMGEN INC	P	2012-11-30	2013-11-21
32 SHARES ATLAS AIR WORLDWIDE HOLDIN	P	2012-11-30	2013-11-21
12 SHARES BAKER HUGHES INCORPORATED	P	2012-11-14	2013-11-21
20 SHARES BOEING CO	P	2012-11-30	2013-11-21
14 SHARES CHEVRONTEXACO CORP	P	2010-06-26	2013-11-21
220 SHARES CISCO SYS INC	P	2012-11-09	2013-11-21
27 SHARES CONOCOPHILLIPS	P	2012-11-14	2013-11-21
560 SHARES DISNEY, WALTER CO	P	2012-11-09	2013-11-21
40 SHARES EL PASO PIPELINE PARTNERS	P	2012-11-30	2013-11-21
100 SHARES ENERGY TRANSFER EQUITY L	P	2012-11-30	2013-11-21
140 SHARES EV ENERGY PARTNERS LP	P	2012-08-21	2013-11-21
301 SHARES GENESIS ENERGY COM LP	P	2011-04-08	2013-11-21
15 SHARES HEALTH CARE REIT INC COM	P	2012-11-14	2013-11-21
6 SHARES INTERNATIONAL BUSINESS MACH	P	2012-11-09	2013-11-21
600 SHARES ISHARES TR RUSSELL 1000 V	P	2012-11-30	2013-11-21
155 SHARES JOHNSON & JOHNSON	P	2012-11-09	2013-11-21
100 SHARES KEYCORP COMMON	P	2013-03-11	2013-11-21
64 SHARES LAUDER ESTEE COS INC CL A	P	2012-11-14	2013-11-21
14 SHARES MACYS INC	P	2012-11-14	2013-11-21
6 SHARES MERCK & CO INC NEW	P	2012-11-09	2013-11-21
90 SHARES MICROSOFT CORP	P	2012-11-30	2013-11-21
15 SHARES OM GROUP INC COM	P	2013-01-23	2013-11-21
19 SHARES PATTERSON-UTI ENERGY INC	P	2012-11-14	2013-11-21
521 SHARES QUALCOMM INC	P	2012-11-09	2013-11-21
2 SHARES RIO TINTO PLC	P	2012-11-30	2013-11-21
2 SHARES TEREX CORP NEW COM	P	2012-11-14	2013-11-21
42 SHARES TRAVELERS COS INC/THE	P	2012-11-09	2013-11-21
263 SHARES VODAFONE GROUP PLC-SP ADR	P	2008-11-10	2013-11-21

Form 990PF Part IV - Capital Gains and Losses for Tax on Investment Income - Columns a - d

(a) List and describe the kind(s) of property sold (e g , real estate, 2-story brick warehouse, or common stock, 200 shs MLC Co)	(b) How acquired P—Purchase D—Donation	(c) Date acquired (mo , day, yr)	(d) Date sold (mo , day, yr)
46 SHARES WILLIAMS PARTNERS L P COM	P	2011-04-20	2013-11-21
25 56 SHARES FNMA POOL AH5583	P	2011-02-09	2013-11-25
48 04 SHARES FNMA POOL AU7258	P	2013-10-11	2013-11-25
470 SHARES MYLAN LABORATORIES	P	2013-11-21	2013-11-27
30322 94 SHARES FNMA POOL AB4115	P	2012-11-19	2013-12-06
75000 SHARES TSY INFL IX N/B 07/15/1	P	2012-11-21	2013-12-06
16000 SHARES UNITED STATES TREAS NTS	P	2013-07-16	2013-12-06
12000 SHARES US TREASURY N/B 11/15/1	P	2013-08-20	2013-12-06
27 11 SHARES FNMA POOL AJ5890	P	2013-03-13	2013-12-25
16 61 SHARES FNMA POOL AU7305	P	2013-08-26	2013-12-25
29 95 SHARES FNMA POOL 190404	P	2013-06-19	2014-01-25
28 36 SHARES FHLMC 30G Q17639	P	2013-09-16	2014-02-15
188 SHARES AVNET INC COM	P	2013-11-21	2014-03-12
168 SHARES QUALCOMM INC	P	2014-01-07	2014-03-12
23 09 SHARES FNMA POOL AB6609	P	2013-01-18	2014-03-25
22 83 SHARES FNMA POOL 190404	P	2013-06-19	2014-04-25
3 53 SHARES FHLMC 30G A90316	P	2013-05-15	2014-05-15
2722 SHARES B B & T CORPORATION COM	P	2013-11-21	2014-06-13
555 SHARES ADVANCED ENERGY INDS INC	P	2014-05-01	2014-06-24
36 4 SHARES FNMA POOL AH5583	P	2011-02-09	2014-06-25
5 68 SHARES FHLMC 30G A90316	P	2013-05-15	2014-07-15
58 69 SHARES FHLMC 30G Q17639	P	2013-09-16	2014-08-15
1573 03 SHARES FHLMC 30G C03792	P	2012-11-19	2013-09-15
572 37 SHARES FNMA POOL AL0160	P	2013-03-13	2013-09-25
5 69 SHARES FHLMC 30G A90316	P	2013-05-15	2013-10-15
395 83 SHARES FNMA POOL AL0160	P	2013-03-13	2013-10-25
39 SHARES ARCHER DANIELS MIDLAND	P	2011-09-01	2013-10-29
23902 132 SHARES INVESCO GLB REAL ES	P	2012-11-09	2013-10-29
391 077 SHARES TEMPLETON GLOBAL BD F	P	2012-04-19	2013-10-29
360 372 SHARES TEMPLETON GLOBAL BD F	P	2013-03-15	2013-10-29

Form 990PF Part IV - Capital Gains and Losses for Tax on Investment Income - Columns a - d

(a) List and describe the kind(s) of property sold (e g , real estate, 2-story brick warehouse, or common stock, 200 shs MLC Co)	(b) How acquired P—Purchase D—Donation	(c) Date acquired (mo , day, yr)	(d) Date sold (mo , day, yr)
6171 14 SHARES VIRTUS FOREIGN OPPORT	P	2013-09-19	2013-10-29
3243 821 SHARES ALLIANZ FIX INC	P	2013-09-11	2013-10-30
1105 848 SHARES ALLIANZ FX INC	P	2013-08-12	2013-10-30
60 SHARES AGILENT TECHNOLOGIES INC	P	2012-11-20	2013-11-21
44 SHARES AMGEN INC	P	2012-11-30	2013-11-21
25 SHARES ATLAS AIR WORLDWIDE HOLDIN	P	2013-05-15	2013-11-21
1 SHARES BAKER HUGHES INCORPORATED	P	2012-11-30	2013-11-21
49 SHARES BP AMOCO PLC - SPONS ADR	P	2012-07-27	2013-11-21
21 SHARES CHEVRONTEXACO CORP	P	2012-11-09	2013-11-21
10 SHARES CISCO SYS INC	P	2012-11-14	2013-11-21
40 SHARES CONOCOPHILLIPS	P	2012-11-30	2013-11-21
20 SHARES DISNEY, WALTER CO	P	2012-11-14	2013-11-21
1156 SHARES EMC CORP/MASS	P	2012-11-09	2013-11-21
135 SHARES ENERGY TRANSFER EQUITY L	P	2013-01-31	2013-11-21
190 SHARES EV ENERGY PARTNERS LP	P	2012-11-14	2013-11-21
70 SHARES GENESIS ENERGY COM LP	P	2011-04-20	2013-11-21
40 SHARES HEALTH CARE REIT INC COM	P	2012-11-30	2013-11-21
119 SHARES INTERNATIONAL BUSINESS MA	P	2012-11-09	2013-11-21
3 SHARES J P MORGAN CHASE & CO	P	2008-08-25	2013-11-21
24 SHARES JOHNSON & JOHNSON	P	2012-11-14	2013-11-21
138 SHARES KEYCORP COMMON	P	2013-04-09	2013-11-21
60 SHARES LAUDER ESTEE COS INC CL A	P	2012-11-30	2013-11-21
40 SHARES MACYS INC	P	2012-11-30	2013-11-21
310 SHARES MERCK & CO INC NEW	P	2012-11-09	2013-11-21
313 SHARES MONDELEZ INTL INC COM	P	2013-03-04	2013-11-21
37 SHARES OM GROUP INC COM	P	2013-01-30	2013-11-21
20 SHARES PATTERSON-UTI ENERGY INC	P	2012-11-30	2013-11-21
70 SHARES QUALCOMM INC	P	2012-11-14	2013-11-21
21 SHARES RIO TINTO PLC	P	2012-12-06	2013-11-21
38 SHARES TEREX CORP NEW COM	P	2012-11-14	2013-11-21

Form 990PF Part IV - Capital Gains and Losses for Tax on Investment Income - Columns a - d

(a) List and describe the kind(s) of property sold (e g , real estate, 2-story brick warehouse, or common stock, 200 shs MLC Co)	(b) How acquired P—Purchase D—Donation	(c) Date acquired (mo , day, yr)	(d) Date sold (mo , day, yr)
21 SHARES TRAVELERS COS INC/THE	P	2012-11-14	2013-11-21
135 SHARES VODAFONE GROUP PLC-SP ADR	P	2012-08-02	2013-11-21
400 SHARES WILLIAMS PARTNERS L P COM	P	2011-12-22	2013-11-21
22 66 SHARES FNMA POOL AJ5890	P	2013-03-13	2013-11-25
18 51 SHARES FNMA POOL AU7305	P	2013-08-26	2013-11-25
6967 SHARES REGIONS FINL CORP NEW	P	2013-11-21	2013-11-27
127033 14 SHARES FNMA POOL AB7364	P	2012-12-13	2013-12-06
85000 SHARES TSY INFL IX N/B 07/15/1	P	2012-11-28	2013-12-06
5000 SHARES UNITED STATES TREAS NTS	P	2013-08-20	2013-12-06
2000 SHARES US TREASURY N/B 11/15/11	P	2013-09-10	2013-12-06
35 13 SHARES FNMA POOL AJ8345	P	2012-12-13	2013-12-25
1872 SHARES GAP INC	P	2013-11-21	2013-12-26
125 79 SHARES FNMA POOL 745580	P	2013-09-27	2014-01-25
19 18 SHARES FNMA POOL 190404	P	2013-06-19	2014-02-25
236 SHARES CIGNA CORP	P	2013-11-21	2014-03-12
102 SHARES RAYTHEON CO COMMON	P	2013-11-27	2014-03-12
25 02 SHARES FNMA POOL AH5583	P	2011-02-09	2014-03-25
92 45 SHARES FNMA POOL 745580	P	2013-09-27	2014-04-25
41 3 SHARES FHLMC 30G Q17639	P	2013-09-16	2014-05-15
2702 SHARES CA INC	P	2013-11-21	2014-06-13
252 SHARES AKORN INC COM	P	2014-05-01	2014-06-24
39 5 SHARES FNMA POOL AJ5890	P	2013-03-13	2014-06-25
79 09 SHARES FHLMC 30G Q17639	P	2013-09-16	2014-07-15
31 91 SHARES FNMA POOL 190404	P	2013-06-19	2014-08-25
16 SHARES SEALED AIR CP	P	2012-11-14	2013-09-16
557 68 SHARES FNMA POOL AL1948	P	2012-08-07	2013-09-25
1608 61 SHARES FHLMC 30G C03792	P	2012-11-19	2013-10-15
251 4 SHARES FNMA POOL AL1948	P	2012-08-07	2013-10-25
19 SHARES BARNES GROUP INC	P	2011-05-10	2013-10-29
2111 711 SHARES INVESCO GLB REAL EST	P	2012-11-14	2013-10-29

Form 990PF Part IV - Capital Gains and Losses for Tax on Investment Income - Columns a - d

(a) List and describe the kind(s) of property sold (e g , real estate, 2-story brick warehouse, or common stock, 200 shs MLC Co)	(b) How acquired P—Purchase D—Donation	(c) Date acquired (mo , day, yr)	(d) Date sold (mo , day, yr)
403 969 SHARES TEMPLETON GLOBAL BD F	P	2012-05-15	2013-10-29
160 332 SHARES TEMPLETON GLOBAL BD F	P	2013-04-15	2013-10-29
24694 295 SHARES VIRTUS INSIGHT EMER	P	2012-11-09	2013-10-29
1090 SHARES ALLIANZ FIX INC	P	2013-09-19	2013-10-30
1353 174 SHARES ALLIANZ FX INC	P	2013-08-22	2013-10-30
20 SHARES AGILENT TECHNOLOGIES INC	P	2012-11-30	2013-11-21
65 SHARES ARCHER DANIELS MIDLAND CO	P	2011-09-01	2013-11-21
51 SHARES AVNET INC COM	P	2012-12-20	2013-11-21
9 SHARES BAKER HUGHES INCORPORATED	P	2012-11-30	2013-11-21
4 SHARES BP AMOCO PLC - SPONS ADR Q	P	2012-11-14	2013-11-21
13 SHARES CHEVRONTEXACO CORP	P	2012-11-14	2013-11-21
40 SHARES CISCO SYS INC	P	2012-11-30	2013-11-21
328 SHARES COSTCO WHOLESALE CORP	P	2012-11-09	2013-11-21
70 SHARES DISNEY, WALTER CO	P	2012-11-30	2013-11-21
175 SHARES EMC CORP/MASS	P	2012-11-14	2013-11-21
171 SHARES ENERGY TRANSFER PARTNERS	P	2011-04-08	2013-11-21
40 SHARES EV ENERGY PARTNERS LP	P	2012-11-30	2013-11-21
727 SHARES GENESIS ENERGY COM LP	P	2011-12-22	2013-11-21
131 SHARES HEALTH MGMT ASSOC INC NEW	P	2012-11-09	2013-11-21
20 SHARES INTERNATIONAL BUSINESS MAC	P	2012-11-14	2013-11-21
1 SHARES J P MORGAN CHASE & CO	P	2008-09-23	2013-11-21
30 SHARES JOHNSON & JOHNSON	P	2012-11-30	2013-11-21
19 SHARES KEYCORP COMMON	P	2013-04-17	2013-11-21
216 SHARES LILLY ELI & CO	P	2012-11-09	2013-11-21
260 SHARES MAGELLAN MIDSTREAM PARTNE	P	2011-04-08	2013-11-21
40 SHARES MERCK & CO INC NEW	P	2012-11-14	2013-11-21
1172 SHARES MONDELEZ INTL INC COM	P	2013-03-04	2013-11-21
157 SHARES ONEOK PARTNERS LP	P	2011-04-08	2013-11-21
114 SHARES PBF ENERGY INC CL A	P	2013-08-19	2013-11-21
50 SHARES QUALCOMM INC	P	2012-11-30	2013-11-21

Form 990PF Part IV - Capital Gains and Losses for Tax on Investment Income - Columns a - d

(a) List and describe the kind(s) of property sold (e g , real estate, 2-story brick warehouse, or common stock, 200 shs MLC Co)	(b) How acquired P—Purchase D—Donation	(c) Date acquired (mo , day, yr)	(d) Date sold (mo , day, yr)
32 SHARES RIO TINTO PLC	P	2012-12-18	2013-11-21
10 SHARES TEREX CORP NEW COM	P	2012-11-30	2013-11-21
20 SHARES TRAVELERS COS INC/THE	P	2012-11-30	2013-11-21
73 SHARES VODAFONE GROUP PLC-SP ADR	P	2012-11-14	2013-11-21
15 SHARES WILLIAMS PARTNERS L P COM	P	2012-10-25	2013-11-21
132 68 SHARES FNMA POOL AJ8345	P	2012-12-13	2013-11-25
186 SHARES AGCO CORP	P	2013-11-21	2013-11-27
926 SHARES THERMO ELECTRON CORP COM	P	2013-11-21	2013-11-27
16128 17 SHARES FNMA POOL AE0949	P	2013-02-13	2013-12-06
23000 SHARES TSY INFL IX N/B 07/15/1	P	2012-12-05	2013-12-06
2000 SHARES UNITED STATES TREAS NTS	P	2013-08-27	2013-12-06
5000 SHARES US TREASURY N/B 11/15/11	P	2013-09-17	2013-12-06
310 87 SHARES FNMA POOL AL0160	P	2013-03-13	2013-12-25
4 SHARES COMCAST CORP CL A	P	2013-11-27	2014-01-07
20 79 SHARES FNMA POOL AB6609	P	2013-01-18	2014-01-25
100 SHARES FNMA POOL 745580	P	2013-09-27	2014-02-25
111 SHARES CVS CORP	P	2013-11-21	2014-03-12
390 SHARES SM ENERGY CO	P	2013-11-21	2014-03-12
27 43 SHARES FNMA POOL AJ5890	P	2013-03-13	2014-03-25
41 58 SHARES FNMA POOL AB6609	P	2013-01-18	2014-04-25
2788 111 SHARES MAINSTAY FDS TR MARK	P	2013-11-26	2014-05-16
195 SHARES CONOCOPHILLIPS	P	2013-11-21	2014-06-13
74 SHARES ASBURY AUTOMOTIVE GROUP CO	P	2014-05-01	2014-06-24
127 9 SHARES FNMA POOL AL3519	P	2013-07-22	2014-06-25
23 8 SHARES FNMA POOL 190404	P	2013-06-19	2014-07-25
116 31 SHARES FNMA POOL 745580	P	2013-09-27	2014-08-25
70 SHARES SEALED AIR CP	P	2012-11-30	2013-09-16
2168 24 SHARES FNMA POOL AL2243	P	2012-11-19	2013-09-25
33 22 SHARES FHLMC 30G Q17639	P	2013-09-16	2013-10-15
1491 12 SHARES FNMA POOL AL2243	P	2012-11-19	2013-10-25

Form 990PF Part IV - Capital Gains and Losses for Tax on Investment Income - Columns a - d

(a) List and describe the kind(s) of property sold (e g , real estate, 2-story brick warehouse, or common stock, 200 shs MLC Co)	(b) How acquired P—Purchase D—Donation	(c) Date acquired (mo , day, yr)	(d) Date sold (mo , day, yr)
18 SHARES BARNES GROUP INC	P	2011-08-11	2013-10-29
2563 097 SHARES INVESCO GLB REAL EST	P	2012-11-30	2013-10-29
404 966 SHARES TEMPLETON GLOBAL BD F	P	2012-06-15	2013-10-29
159 798 SHARES TEMPLETON GLOBAL BD F	P	2013-05-15	2013-10-29
2089 197 SHARES VIRTUS INSIGHT EMERG	P	2012-11-14	2013-10-29
1643 051 SHARES ALLIANZ FIX INC	P	2013-10-04	2013-10-30
3302 242 SHARES ALLIANZ FX INC	P	2013-09-11	2013-10-30
413 SHARES ALTRIA GROUP INC	P	2012-11-09	2013-11-21
64 SHARES ASPEN INSURANCE HOLDINGS L	P	2011-08-18	2013-11-21
90 SHARES AVNET INC COM	P	2013-01-09	2013-11-21
34 SHARES BARNES GROUP INC COM	P	2011-05-10	2013-11-21
10 SHARES BP AMOCO PLC - SPONS ADR	P	2012-11-30	2013-11-21
20 SHARES CHEVRONTEXACO CORP	P	2012-11-30	2013-11-21
18 SHARES CISCO SYS INC	P	2013-04-04	2013-11-21
37 SHARES COSTCO WHOLESALE CORP	P	2012-11-14	2013-11-21
137 SHARES DOMINION RESOURCES INC/VA	P	2012-11-09	2013-11-21
100 SHARES EMC CORP/MASS	P	2012-11-30	2013-11-21
50 SHARES ENERGY TRANSFER PARTNERS	P	2011-04-20	2013-11-21
675 SHARES EXPRESS SCRIPTS HOLDINGS	P	2013-02-28	2013-11-21
25 SHARES GENESIS ENERGY COM LP	P	2012-10-25	2013-11-21
87 SHARES HEALTH MGMT ASSOC INC NEW	P	2012-11-14	2013-11-21
10 SHARES INTERNATIONAL BUSINESS MAC	P	2012-11-30	2013-11-21
5 SHARES J P MORGAN CHASE & CO	P	2008-09-23	2013-11-21
506 SHARES JOHNSON & JOHNSON	P	2013-04-01	2013-11-21
55 SHARES KEYCORP COMMON	P	2013-06-25	2013-11-21
41 SHARES LILLY ELI & CO	P	2012-11-14	2013-11-21
84 SHARES MAGELLAN MIDSTREAM PARTNER	P	2011-04-20	2013-11-21
50 SHARES MERCK & CO INC NEW	P	2012-11-30	2013-11-21
159 SHARES NABORS INDUSTRIES LTD COM	P	2013-06-04	2013-11-21
50 SHARES ONEOK PARTNERS LP	P	2011-04-20	2013-11-21

Form 990PF Part IV - Capital Gains and Losses for Tax on Investment Income - Columns a - d

(a) List and describe the kind(s) of property sold (e g , real estate, 2-story brick warehouse, or common stock, 200 shs MLC Co)	(b) How acquired P—Purchase D—Donation	(c) Date acquired (mo , day, yr)	(d) Date sold (mo , day, yr)
62 SHARES PBF ENERGY INC CL A	P	2013-10-08	2013-11-21
20 SHARES QUALCOMM INC	P	2013-01-30	2013-11-21
26 SHARES RIO TINTO PLC	P	2013-01-09	2013-11-21
58 SHARES TEVA PHARMACEUTICAL-SP ADR	P	2012-08-02	2013-11-21
282 SHARES UNILEVER N V NEWYORK SHS	P	2008-03-31	2013-11-21
80 SHARES VODAFONE GROUP PLC-SP ADR	P	2012-11-30	2013-11-21
87 SHARES WILLIAMS PARTNERS L P COM	P	2012-11-14	2013-11-21
362 52 SHARES FNMA POOL AL0160	P	2013-03-13	2013-11-25
921 SHARES AGCO CORP	P	2013-11-21	2013-11-27
279 SHARES AGCO CORP	P	2013-11-21	2013-11-29
20174 45 SHARES FNMA POOL AJ8345	P	2012-12-13	2013-12-06
96000 SHARES TSY INFL IX N/B 07/15/1	P	2012-12-13	2013-12-06
3000 SHARES UNITED STATES TREAS NTS	P	2013-09-10	2013-12-06
1000 SHARES US TREASURY N/B 11/15/11	P	2013-09-24	2013-12-06
297 76 SHARES FNMA POOL AL1948	P	2012-08-07	2013-12-25
110 SHARES COMCAST CORP CL A	P	2013-11-29	2014-01-07
24 79 SHARES FNMA POOL AH5583	P	2011-02-09	2014-01-25
27 59 SHARES FNMA POOL AB6609	P	2013-01-18	2014-02-25
446 SHARES DELTA AIR LINES INC	P	2013-11-21	2014-03-12
1069 SHARES STATE STREET CORP	P	2013-11-21	2014-03-12
69 94 SHARES FNMA POOL AL3519	P	2013-07-22	2014-03-25
25 47 SHARES FNMA POOL AH5583	P	2011-02-09	2014-04-25
25 SHARES FNMA POOL 190404	P	2013-06-19	2014-05-25
188 SHARES HANESBRANDS INC	P	2013-11-21	2014-06-13
159 SHARES DESTINATION MATERNITY COR	P	2014-05-01	2014-06-24
7 06 SHARES FNMA POOL AQ7081	P	2013-07-10	2014-06-25
85 14 SHARES FNMA POOL 745580	P	2013-09-27	2014-07-25
56 49 SHARES FNMA POOL AB6609	P	2013-01-18	2014-08-25
7526 SHARES VANGUARD INTL EQUITY IND	P	2012-11-09	2013-09-19
1830 63 SHARES FNMA POOL AL2629	P	2013-03-18	2013-09-25

Form 990PF Part IV - Capital Gains and Losses for Tax on Investment Income - Columns a - d

(a) List and describe the kind(s) of property sold (e g , real estate, 2-story brick warehouse, or common stock, 200 shs MLC Co)	(b) How acquired P—Purchase D—Donation	(c) Date acquired (mo , day, yr)	(d) Date sold (mo , day, yr)
478 544 SHARES FNMA POOL 190391	P	2009-06-08	2013-10-25
1105 83 SHARES FNMA POOL AL2629	P	2013-03-18	2013-10-25
26944 22 SHARES DUPONT CAPITAL EMERG	P	2012-11-09	2013-10-29
13772 203 SHARES INVESCO GLB REAL ES	P	2013-03-21	2013-10-29
397 744 SHARES TEMPLETON GLOBAL BD F	P	2012-07-16	2013-10-29
167 145 SHARES TEMPLETON GLOBAL BD F	P	2013-06-17	2013-10-29
2181 372 SHARES VIRTUS INSIGHT EMERG	P	2012-11-30	2013-10-29
57085 SHARES ALLIANZ FX INC	P	2012-11-14	2013-10-30
1075 023 SHARES ALLIANZ FX INC	P	2013-09-19	2013-10-30
57 SHARES ALTRIA GROUP INC	P	2012-11-14	2013-11-21
16 SHARES ASPEN INSURANCE HOLDINGS L	P	2012-11-14	2013-11-21
5 SHARES BAKER HUGHES INCORPORATED	P	2012-02-23	2013-11-21
40 SHARES BARNES GROUP INC COM	P	2011-05-26	2013-11-21
3 SHARES CELGENE CORP COM	P	2012-11-09	2013-11-21
32 SHARES CISCO SYS INC	P	2011-11-20	2013-11-21
94 SHARES CISCO SYS INC	P	2013-06-05	2013-11-21
30 SHARES COSTCO WHOLESALE CORP	P	2012-11-30	2013-11-21
12 SHARES DOMINION RESOURCES INC/VA	P	2012-11-14	2013-11-21
230 SHARES EMC CORP/MASS	P	2013-01-30	2013-11-21
485 SHARES ENERGY TRANSFER PARTNERS	P	2011-12-22	2013-11-21
57 SHARES FIRST NIAGARA FINL GROUP I	P	2012-06-28	2013-11-21
177 SHARES GENESIS ENERGY COM LP	P	2012-11-14	2013-11-21
90 SHARES HEALTH MGMT ASSOC INC NEW	P	2012-11-30	2013-11-21
6 SHARES INTERNATIONAL BUSINESS MACH	P	2013-01-30	2013-11-21
8 SHARES J P MORGAN CHASE & CO	P	2010-01-25	2013-11-21
58 SHARES JOHNSON CTLS INC	P	2012-07-19	2013-11-21
90 SHARES KIMBERLY CLARK CORP	P	2012-11-09	2013-11-21
20 SHARES LILLY ELI & CO	P	2012-11-30	2013-11-21
700 SHARES MAGELLAN MIDSTREAM PARTNE	P	2011-12-22	2013-11-21
95 SHARES MET LIFE COM	P	2011-08-09	2013-11-21

Form 990PF Part IV - Capital Gains and Losses for Tax on Investment Income - Columns a - d

(a) List and describe the kind(s) of property sold (e g , real estate, 2-story brick warehouse, or common stock, 200 shs MLC Co)	(b) How acquired P—Purchase D—Donation	(c) Date acquired (mo , day, yr)	(d) Date sold (mo , day, yr)
75 SHARES NABORS INDUSTRIES LTD COMM	P	2013-09-12	2013-11-21
424 SHARES ONEOK PARTNERS LP	P	2011-12-22	2013-11-21
27 SHARES PBF ENERGY INC CL A	P	2013-10-23	2013-11-21
19 SHARES QUALCOMM INC	P	2013-06-18	2013-11-21
20 SHARES RIO TINTO PLC	P	2013-09-12	2013-11-21
30 SHARES TEVA PHARMACEUTICAL-SP ADR	P	2012-11-14	2013-11-21
35 SHARES UNILEVER N V NEW YORK SHS	P	2012-11-14	2013-11-21
47 SHARES WELLPOINT INC	P	2012-09-19	2013-11-21
40 SHARES WILLIAMS PARTNERS L P COM	P	2012-11-30	2013-11-21
249 87 SHARES FNMA POOL AL1948	P	2012-08-07	2013-11-25
88 SHARES BOEING CO	P	2013-11-21	2013-11-27
2300 SHARES REGIONS FINL CORP NEW	P	2013-11-21	2013-11-29
27285 67 SHARES FNMA POOL AL0160	P	2013-03-13	2013-12-06
29000 SHARES TSY INFL IX N/B 07/15/1	P	2013-07-16	2013-12-06
11000 SHARES UNITED STATES TREAS NTS	P	2013-09-17	2013-12-06
4 69 SHARES FHLMC 30G A90316	P	2013-05-15	2013-12-15
942 63 SHARES FNMA POOL AL2243	P	2012-11-19	2013-12-25
196 SHARES COMCAST CORP CL A	P	2013-12-02	2014-01-07
16 67 SHARES FNMA POOL AJ5890	P	2013-03-13	2014-01-25
25 12 SHARES FNMA POOL AH5583	P	2011-02-09	2014-02-25
1023 SHARES EASTMAN CHEM CO	P	2013-11-21	2014-03-12
1286 SHARES WAL MART STORES INC	P	2013-11-21	2014-03-12
7 04 SHARES FNMA POOL AQ7081	P	2013-07-10	2014-03-25
7 15 SHARES FNMA POOL AJ5890	P	2013-03-13	2014-04-25
97 53 SHARES FNMA POOL 745580	P	2013-09-27	2014-05-25
1538 SHARES J P MORGAN CHASE & CO	P	2013-11-21	2014-06-13
147 SHARES DXP ENTERPRISES INC	P	2014-05-01	2014-06-24
16 38 SHARES FNMA POOL AR2583	P	2013-02-13	2014-06-25
31 49 SHARES FNMA POOL AB6609	P	2013-01-18	2014-07-25
40 SHARES FNMA POOL AH5583	P	2011-02-09	2014-08-25

Form 990PF Part IV - Capital Gains and Losses for Tax on Investment Income - Columns a - d

(a) List and describe the kind(s) of property sold (e g , real estate, 2-story brick warehouse, or common stock, 200 shs MLC Co)	(b) How acquired P—Purchase D—Donation	(c) Date acquired (mo , day, yr)	(d) Date sold (mo , day, yr)
649 321 SHARES FNMA POOL 190391	P	2009-06-08	2013-09-25
171 97 SHARES FNMA POOL AL3519	P	2013-07-22	2013-09-25
184 055 SHARES FNMA POOL 190391	P	2009-06-25	2013-10-25
85 73 SHARES FNMA POOL AL3519	P	2013-07-22	2013-10-25
2619 339 SHARES DUPONT CAPITAL EMERG	P	2012-11-14	2013-10-29
9130 961 SHARES LATEEF FUND I	P	2012-11-09	2013-10-29
391 314 SHARES TEMPLETON GLOBAL BD F	P	2012-08-15	2013-10-29
168 079 SHARES TEMPLETON GLOBAL BD F	P	2013-07-15	2013-10-29
25684 75 SHARES VIRTUS INSIGHT EMERG	P	2013-03-21	2013-10-29
1777 603 SHARES ALLIANZ FX INC	P	2012-11-14	2013-10-30
1220 935 SHARES ALLIANZ FX INC	P	2013-10-04	2013-10-30
20 SHARES ALTRIA GROUP INC	P	2012-11-30	2013-11-21
20 SHARES ASPEN INSURANCE HOLDINGS L	P	2012-11-30	2013-11-21
8 SHARES BAKER HUGHES INCORPORATED	P	2012-03-21	2013-11-21
15 SHARES BCE INC QDI	P	2013-06-05	2013-11-21
71 SHARES CELGENE CORP COM	P	2012-11-09	2013-11-21
37 SHARES CISCO SYS INC	P	2011-12-14	2013-11-21
30 SHARES CISCO SYS INC	P	2013-06-25	2013-11-21
456 SHARES CROWN CASTLE INTL COM	P	2012-11-09	2013-11-21
30 SHARES DOMINION RESOURCES INC/VA	P	2012-11-30	2013-11-21
510 SHARES ENBRIDGE ENERGY PARTNERS	P	2012-05-02	2013-11-21
94 SHARES ENERGY TRANSFER PARTNERS	P	2012-11-14	2013-11-21
280 SHARES FIRST NIAGARA FINL GROUP	P	2012-07-27	2013-11-21
100 SHARES GENESIS ENERGY COM LP	P	2012-11-30	2013-11-21
16 SHARES HOSPIRA INC	P	2012-06-05	2013-11-21
20 SHARES INTERNATIONAL BUSINESS MAC	P	2013-04-19	2013-11-21
5 SHARES J P MORGAN CHASE & CO	P	2011-01-10	2013-11-21
22 SHARES JOHNSON CTLS INC	P	2012-11-14	2013-11-21
10 SHARES KIMBERLY CLARK CORP	P	2012-11-14	2013-11-21
153 SHARES LINN ENERGY LLC-UNITS LP	P	2011-04-08	2013-11-21

Form 990PF Part IV - Capital Gains and Losses for Tax on Investment Income - Columns a - d

(a) List and describe the kind(s) of property sold (e g , real estate, 2-story brick warehouse, or common stock, 200 shs MLC Co)	(b) How acquired P—Purchase D—Donation	(c) Date acquired (mo , day, yr)	(d) Date sold (mo , day, yr)
25 SHARES MAGELLAN MIDSTREAM PARTNER	P	2012-10-25	2013-11-21
70 SHARES MET LIFE COM	P	2012-07-27	2013-11-21
149 SHARES NEXTERA ENERGY INC	P	2012-11-09	2013-11-21
69 SHARES ONEOK PARTNERS LP	P	2012-11-14	2013-11-21
132 SHARES PHILIP MORRIS INTL INC	P	2012-11-09	2013-11-21
72 SHARES QUALITY SYS INC COM	P	2013-01-10	2013-11-21
25 SHARES RIO TINTO PLC	P	2013-10-15	2013-11-21
10 SHARES TEVA PHARMACEUTICAL-SP ADR	P	2012-11-30	2013-11-21
30 SHARES UNILEVER N V NEWYORK SHS	P	2012-11-30	2013-11-21
13 SHARES WELLPOINT INC	P	2012-11-14	2013-11-21
310 SHARES WILLIAMS PARTNERS L P COM	P	2013-05-29	2013-11-21
1332 34 SHARES FNMA POOL AL2243	P	2012-11-19	2013-11-25
1750 SHARES CBS CORP NEWCL B	P	2013-11-21	2013-11-27
123 37 SHARES MF PREMIER AVENTS II	P	2006-04-01	2013-11-30
35786 21 SHARES FNMA POOL AL1948	P	2012-08-17	2013-12-06
37000 SHARES TSY INFL IX N/B 07/30/0	P	2013-10-23	2013-12-06
1000 SHARES UNITED STATES TREAS NTS	P	2013-09-24	2013-12-06
33 12 SHARES FHLMC 30G Q17639	P	2013-09-16	2013-12-15
1131 54 SHARES FNMA POOL AL2629	P	2013-03-18	2013-12-25
1805 SHARES HALLIBURTON CO	P	2013-11-21	2014-01-07
146 14 SHARES FNMA POOL AL3519	P	2013-07-22	2014-01-25
17 64 SHARES FNMA POOL AJ5890	P	2013-03-13	2014-02-25
112 SHARES EASTMAN CHEM CO	P	2013-11-27	2014-03-12
801 SHARES CIGNA CORP	P	2013-11-21	2014-03-13
18 87 SHARES FNMA POOL AR2583	P	2013-02-13	2014-03-25
70 79 SHARES FNMA POOL AL3519	P	2013-07-22	2014-04-25
29 87 SHARES FNMA POOL AB6609	P	2013-01-18	2014-05-25
254 SHARES J P MORGAN CHASE & CO	P	2014-03-12	2014-06-13
644 SHARES FINISAR CORPORATION	P	2014-05-01	2014-06-24
10 65 SHARES FNMA POOL AR5265	P	2013-02-15	2014-06-25

Form 990PF Part IV - Capital Gains and Losses for Tax on Investment Income - Columns a - d

(a) List and describe the kind(s) of property sold (e g , real estate, 2-story brick warehouse, or common stock, 200 shs MLC Co)	(b) How acquired P—Purchase D—Donation	(c) Date acquired (mo , day, yr)	(d) Date sold (mo , day, yr)
41 6 SHARES FNMA POOL AH5583	P	2011-02-09	2014-07-25
16 52 SHARES FNMA POOL AJ5890	P	2013-03-13	2014-08-25
249 738 SHARES FNMA POOL 190391	P	2009-06-25	2013-09-25
102 59 SHARES FNMA POOL AQ7081	P	2013-07-10	2013-09-25
28 74 SHARES FNMA POOL 190404	P	2013-06-19	2013-10-25
7 13 SHARES FNMA POOL AQ7081	P	2013-07-10	2013-10-25
3074 779 SHARES DUPONT CAPITAL EMERG	P	2012-11-30	2013-10-29
1994 173 SHARES LATEEF FUND I	P	2012-11-14	2013-10-29
301 497 SHARES TEMPLETON GLOBAL BD F	P	2012-09-17	2013-10-29
171 399 SHARES TEMPLETON GLOBAL BD F	P	2013-08-15	2013-10-29
37207 219 SHARES VIRTUS INSIGHT EMER	P	2013-06-05	2013-10-29
35 026 SHARES ALLIANZ FX INC	P	2012-11-14	2013-10-30
5 48 SHARES FHLMC 30G A90316	P	2013-05-15	2013-11-15
166 SHARES AMERIGAS PARTNERS L P UNI	P	2011-12-22	2013-11-21
259 SHARES ASTRAZENECA PLC SPONSORED	P	2012-11-09	2013-11-21
9 SHARES BAKER HUGHES INCORPORATED	P	2012-04-24	2013-11-21
335 SHARES BCE INC QDI	P	2013-08-08	2013-11-21
50 SHARES CELGENE CORP COM	P	2012-11-14	2013-11-21
24 SHARES CISCO SYS INC	P	2011-12-21	2013-11-21
1 SHARES COACH INC COMMON	P	2012-11-09	2013-11-21
61 SHARES CROWN CASTLE INTL COM	P	2012-11-14	2013-11-21
184 SHARES DU PONT E I DE NEMOURS &	P	2012-11-09	2013-11-21
5 SHARES ENBRIDGE ENERGY PARTNERS L	P	2012-11-14	2013-11-21
40 SHARES ENERGY TRANSFER PARTNERS	P	2012-11-30	2013-11-21
140 SHARES FIRST NIAGARA FINL GROUP	P	2012-11-14	2013-11-21
124 SHARES GENUINE PARTS CO	P	2012-11-09	2013-11-21
19 SHARES HOSPIRA INC	P	2012-11-14	2013-11-21
76 SHARES INTERNATIONAL PAPER CO	P	2011-08-11	2013-11-21
59 SHARES J P MORGAN CHASE & CO	P	2011-01-10	2013-11-21
10 SHARES JOHNSON CTLS INC	P	2012-11-30	2013-11-21

Form 990PF Part IV - Capital Gains and Losses for Tax on Investment Income - Columns a - d

(a) List and describe the kind(s) of property sold (e g , real estate, 2-story brick warehouse, or common stock, 200 shs MLC Co)	(b) How acquired P—Purchase D—Donation	(c) Date acquired (mo , day, yr)	(d) Date sold (mo , day, yr)
30 SHARES KIMBERLY CLARK CORP	P	2012-11-30	2013-11-21
79 SHARES LINN ENERGY LLC-UNITS LP	P	2011-04-20	2013-11-21
131 SHARES MAGELLAN MIDSTREAM PARTNE	P	2012-11-14	2013-11-21
23 SHARES MET LIFE COM	P	2012-11-14	2013-11-21
24 SHARES NEXTERA ENERGY INC	P	2012-11-14	2013-11-21
60 SHARES ONEOK PARTNERS LP	P	2012-11-30	2013-11-21
26 SHARES PHILIP MORRIS INTL INC	P	2012-11-14	2013-11-21
66 SHARES QUALITY SYS INC COM	P	2013-04-08	2013-11-21
176 SHARES ROYAL DUTCH SHELL PLC SPO	P	2012-08-02	2013-11-21
30 SHARES TEVA PHARMACEUTICAL-SP ADR	P	2012-12-27	2013-11-21
5088 SHARES VANGUARD FTSE ALL-WORLD	P	2012-11-09	2013-11-21
20 SHARES WELLPOINT INC	P	2012-11-30	2013-11-21
347 988 SHARES FNMA POOL 190391	P	2009-06-08	2013-11-25
963 69 SHARES FNMA POOL AL2629	P	2013-03-18	2013-11-25
94 SHARES CISCO SYS INC	P	2013-06-05	2013-11-27
114 855 SHARES MFF FAIRFIELD II	P	2006-04-01	2013-11-30
138461 65 SHARES FNMA POOL AL2243	P	2012-11-19	2013-12-06
22000 SHARES UNITED STATES TREAS NTS	P	2013-03-04	2013-12-06
14000 SHARES UNITED STATES TREAS NTS	P	2013-10-22	2013-12-06
519 SHARES GAP INC	P	2013-11-21	2013-12-24
160 88 SHARES FNMA POOL AL3519	P	2013-07-22	2013-12-25
1801 SHARES INTERNATIONAL PAPER CO	P	2013-11-21	2014-01-07
50 48 SHARES FNMA POOL AQ7081	P	2013-07-10	2014-01-25
74 4 SHARES FNMA POOL AL3519	P	2013-07-22	2014-02-25
271 SHARES HANESBRANDS INC	P	2013-11-21	2014-03-12
455 SHARES JOHNSON CTLS INC	P	2013-11-21	2014-03-13
57 79 SHARES FNMA POOL AR5265	P	2013-02-15	2014-03-25
7 08 SHARES FNMA POOL AQ7081	P	2013-07-10	2014-04-25
35 76 SHARES FNMA POOL AH5583	P	2011-02-09	2014-05-25
219 SHARES LORILLARD INC	P	2013-11-21	2014-06-13

Form 990PF Part IV - Capital Gains and Losses for Tax on Investment Income - Columns a - d

(a) List and describe the kind(s) of property sold (e g , real estate, 2-story brick warehouse, or common stock, 200 shs MLC Co)	(b) How acquired P—Purchase D—Donation	(c) Date acquired (mo , day, yr)	(d) Date sold (mo , day, yr)
298 SHARES HSN INC	P	2014-05-01	2014-06-24
15 38 SHARES FNMA POOL AR5858	P	2013-09-23	2014-06-25
7 28 SHARES FNMA POOL AJ5890	P	2013-03-13	2014-07-25
95 77 SHARES FNMA POOL AL3519	P	2013-07-22	2014-08-25
47 29 SHARES FNMA POOL 190404	P	2013-06-19	2013-09-25
13 47 SHARES FNMA POOL AR2583	P	2013-02-13	2013-09-25
198 41 SHARES FNMA POOL 745580	P	2013-09-27	2013-10-25
13 55 SHARES FNMA POOL AR2583	P	2013-02-13	2013-10-25
28562 938 SHARES DUPONT CAPITAL EMER	P	2013-03-21	2013-10-29
2341 819 SHARES LATEEF FUND I	P	2012-11-30	2013-10-29
302 065 SHARES TEMPLETON GLOBAL BD F	P	2012-10-15	2013-10-29
169 979 SHARES TEMPLETON GLOBAL BD F	P	2013-09-16	2013-10-29
62850 SHARES ALLIANZ FIX INC	P	2012-11-14	2013-10-30
29 956 SHARES ALLIANZ FX INC	P	2012-11-14	2013-10-30
313 62 SHARES FHLMC 30G C03792	P	2012-11-19	2013-11-15
20 SHARES AMERIGAS PARTNERS L P UNIT	P	2012-10-25	2013-11-21
36 SHARES ASTRAZENECA PLC SPONSORED	P	2012-11-14	2013-11-21
18 SHARES BAKER HUGHES INCORPORATED	P	2012-06-25	2013-11-21
1 SHARES BIG LOTS INC	P	2012-11-30	2013-11-21
60 SHARES CELGENE CORP COM	P	2012-11-30	2013-11-21
11 SHARES CISCO SYS INC	P	2012-03-15	2013-11-21
499 SHARES COACH INC COMMON	P	2012-11-09	2013-11-21
60 SHARES CROWN CASTLE INTL COM	P	2012-11-30	2013-11-21
33 SHARES DU PONT E I DE NEMOURS & C	P	2012-11-14	2013-11-21
305 SHARES ENBRIDGE ENERGY PARTNERS	P	2012-11-14	2013-11-21
427 647 SHARES ENTERPRISE PRODUCTS P	P	2011-04-08	2013-11-21
100 SHARES FIRST NIAGARA FINL GROUP	P	2012-11-30	2013-11-21
23 SHARES GENUINE PARTS CO	P	2012-11-14	2013-11-21
30 SHARES HOSPIRA INC	P	2012-11-30	2013-11-21
26 SHARES INTERNATIONAL PAPER CO	P	2012-11-14	2013-11-21

Form 990PF Part IV - Capital Gains and Losses for Tax on Investment Income - Columns a - d

(a) List and describe the kind(s) of property sold (e g , real estate, 2-story brick warehouse, or common stock, 200 shs MLC Co)	(b) How acquired P—Purchase D—Donation	(c) Date acquired (mo , day, yr)	(d) Date sold (mo , day, yr)
19 SHARES J P MORGAN CHASE & CO	P	2011-05-16	2013-11-21
20 SHARES JOHNSON CTLS INC	P	2013-01-18	2013-11-21
229 SHARES KINDER MORGAN ENERGY PART	P	2011-04-08	2013-11-21
662 SHARES LINN ENERGY LLC-UNITS LP	P	2011-12-22	2013-11-21
100 SHARES MAGELLAN MIDSTREAM PARTNE	P	2012-11-30	2013-11-21
1 SHARES MET LIFE COM	P	2012-11-30	2013-11-21
30 SHARES NEXTERA ENERGY INC	P	2012-11-30	2013-11-21
267 SHARES ORACLE CORP	P	2006-11-09	2013-11-21
10 SHARES PHILIP MORRIS INTL INC	P	2012-11-30	2013-11-21
209 SHARES RAYTHEON CO COMMON	P	2012-11-09	2013-11-21
22 SHARES ROYAL DUTCH SHELL PLC SPON	P	2012-11-14	2013-11-21
5 SHARES TEXAS INSTRUMENTS INC	P	2009-04-21	2013-11-21
1186 SHARES VANGUARD FTSE ALL-WORLD	P	2012-11-14	2013-11-21
29 SHARES WELLS FARGO COMPANY	P	2009-02-10	2013-11-21
133 842 SHARES FNMA POOL 190391	P	2009-06-28	2013-11-25
132 17 SHARES FNMA POOL AL3519	P	2013-07-22	2013-11-25
30 SHARES CISCO SYS INC	P	2013-06-25	2013-11-27
62 505 SHARES MFF ORION A	P	2006-04-01	2013-11-30
32812 68 SHARES FNMA POOL AL2629	P	2013-03-18	2013-12-06
12000 SHARES UNITED STATES TREAS NTS	P	2013-03-05	2013-12-06
192000 SHARES UNITED STATES TREAS NT	P	2013-01-19	2013-12-06
430 47 SHARES FNMA POOL 190391	P	2009-06-08	2013-12-25
55 85 SHARES FNMA POOL AQ7081	P	2013-07-10	2013-12-25
688 SHARES KLA-TENCOR CORPORATION	P	2013-11-21	2014-01-07
3 32 SHARES FNMA POOL AR2583	P	2013-02-13	2014-01-25
52 67 SHARES FNMA POOL AQ7081	P	2013-07-10	2014-02-25
297 SHARES HELMERICH & PAYNE INC COM	P	2013-11-21	2014-03-12
116 SHARES LYONDELLBASELL INDUSTRIES	P	2014-01-07	2014-03-13
16 01 SHARES FNMA POOL AR5858	P	2013-09-23	2014-03-25
5 11 SHARES FNMA POOL AR2583	P	2013-02-13	2014-04-25

Form 990PF Part IV - Capital Gains and Losses for Tax on Investment Income - Columns a - d

(a) List and describe the kind(s) of property sold (e g , real estate, 2-story brick warehouse, or common stock, 200 shs MLC Co)	(b) How acquired P—Purchase D—Donation	(c) Date acquired (mo , day, yr)	(d) Date sold (mo , day, yr)
22 83 SHARES FNMA POOL AJ5890	P	2013-03-13	2014-05-25
1261 SHARES WYNDHAM WORLDWIDE CORP	P	2014-01-07	2014-06-13
159 SHARES LANNET INC COM	P	2014-05-01	2014-06-24
11 97 SHARES FNMA POOL AR9902	P	2013-08-12	2014-06-25
108 73 SHARES FNMA POOL AL3519	P	2013-07-22	2014-07-25
7 38 SHARES FNMA POOL AQ7081	P	2013-07-10	2014-08-25

Form 990PF Part IV - Capital Gains and Losses for Tax on Investment Income - Columns e - h

(e) Gross sales price	(f) Depreciation allowed (or allowable)	(g) Cost or other basis plus expense of sale	(h) Gain or (loss) (e) plus (f) minus (g)
1,122		928	194
1,999		2,152	-153
10		11	-1
996		1,073	-77
10		10	
444,604		408,099	36,505
451,837		456,154	-4,317
103,277		105,239	-1,962
2,221		2,212	9
14,499		14,992	-493
16,638		17,412	-774
41		54	-13
1,948		1,851	97
1,644		1,425	219
806		531	275
2,053		1,715	338
237		196	41
427		420	7
3,769		3,720	49
1,338		1,282	56
2,452		1,726	726
1,191		1,166	25
33,473		23,294	10,179
2,539		1,914	625
1,627		1,294	333
10,957		9,342	1,615
462		371	91
229		165	64
330		289	41
4,901		4,527	374

Form 990PF Part IV - Capital Gains and Losses for Tax on Investment Income - Columns e - h

(e) Gross sales price	(f) Depreciation allowed (or allowable)	(g) Cost or other basis plus expense of sale	(h) Gain or (loss) (e) plus (f) minus (g)
5,632		7,332	-1,700
2,499		1,789	710
1,320		958	362
41,336		24,464	16,872
17,053		9,324	7,729
6,076		3,745	2,331
2,605		1,707	898
2,128		2,073	55
1,268		866	402
50,009		44,088	5,921
1,235		884	351
26		63	-37
7		13	-6
32,665		32,956	-291
107,426		100,000	7,426
24,086		24,593	-507
77,009		84,137	-7,128
11,463		11,339	124
24		24	
3		3	
87,545		94,206	-6,661
10		10	
18		19	-1
78,911		80,306	-1,395
39,119		39,079	40
77		77	
11		11	
96		103	-7
4		4	
5,190		4,952	238

Form 990PF Part IV - Capital Gains and Losses for Tax on Investment Income - Columns e - h

(e) Gross sales price	(f) Depreciation allowed (or allowable)	(g) Cost or other basis plus expense of sale	(h) Gain or (loss) (e) plus (f) minus (g)
94		94	
7		7	
14		15	-1
5,713		5,240	473
402		425	-23
12		12	
139		147	-8
16		16	
422,648		344,037	78,611
56,844		57,161	-317
4,117		4,189	-72
816,589		569,755	246,834
98,971		102,613	-3,642
97,810		102,581	-4,771
11,319		7,738	3,581
424		412	12
11,024		7,674	3,350
403		286	117
1,103		828	275
3,557		2,290	1,267
128		104	24
4,307		4,588	-281
47,169		39,746	7,423
4,414		3,151	1,263
4,912		4,935	-23
2,568		1,676	892
363		250	113
30,383		19,508	10,875
1,292		1,097	195
1,348		1,888	-540

Form 990PF Part IV - Capital Gains and Losses for Tax on Investment Income - Columns e - h

(e) Gross sales price	(f) Depreciation allowed (or allowable)	(g) Cost or other basis plus expense of sale	(h) Gain or (loss) (e) plus (f) minus (g)
1,086		675	411
425		381	44
46,640		47,065	-425
3,379		4,403	-1,024
2,916		2,095	821
2,903		2,108	795
7,501		4,336	3,165
660		578	82
4,222		2,653	1,569
2,605		1,707	898
24,866		20,860	4,006
1,268		885	383
584,110		540,424	43,686
1,323		986	337
155		395	-240
13		11	2
20,878		20,048	830
5,945			5,945
14,788		15,173	-385
15,026		15,208	-182
2,866		2,813	53
135		135	
10		10	
82,133		84,215	-2,082
3		3	
10		11	-1
14,676		14,104	572
47,797		61,494	-13,697
47		47	
3		3	

Form 990PF Part IV - Capital Gains and Losses for Tax on Investment Income - Columns e - h

(e) Gross sales price	(f) Depreciation allowed (or allowable)	(g) Cost or other basis plus expense of sale	(h) Gain or (loss) (e) plus (f) minus (g)
53		53	
51		48	3
8,233		6,540	1,693
11,127		9,788	1,339
24		25	-1
10		11	-1
376		388	-12
22		23	-1
21		21	
24		25	-1
13		13	
42,216		33,947	8,269
80,666		82,207	-1,541
137,794		142,087	-4,293
78,157		53,933	24,224
17,051		17,662	-611
13,635		14,331	-696
1,952		1,315	637
447		341	106
599		541	58
518		437	81
1,635		1,215	420
790		511	279
256		200	56
4,576		4,395	181
10,791		8,908	1,883
8,334		7,439	895
14,619		8,760	5,859
12,483		8,727	3,756
453		332	121

Form 990PF Part IV - Capital Gains and Losses for Tax on Investment Income - Columns e - h

(e) Gross sales price	(f) Depreciation allowed (or allowable)	(g) Cost or other basis plus expense of sale	(h) Gain or (loss) (e) plus (f) minus (g)
5,194		3,571	1,623
1,124		1,022	102
302,018		422,933	-120,915
572		311	261
944		847	97
2,042		2,146	-104
889		1,257	-368
8,122		5,638	2,484
3,220		2,338	882
4,688		2,914	1,774
11,010		9,632	1,378
13,388		8,687	4,701
6,626		7,458	-832
27,656		26,914	742
2,990		2,449	541
268		212	56
36,001		29,202	6,799
1,578		1,699	-121
33		32	1
13,745		13,623	122
212,800		241,538	-28,738
11,226		11,292	-66
9,391		9,336	55
7,642		7,559	83
1,021		1,021	
3		3	
22,906		24,673	-1,767
68		69	-1
3		3	
75,031		81,019	-5,988

Form 990PF Part IV - Capital Gains and Losses for Tax on Investment Income - Columns e - h

(e) Gross sales price	(f) Depreciation allowed (or allowable)	(g) Cost or other basis plus expense of sale	(h) Gain or (loss) (e) plus (f) minus (g)
16,513		18,256	-1,743
4		1	3
74		75	-1
10		10	
10,988		10,355	633
4,982		4,202	780
251,067		251,890	-823
100		103	-3
3		3	
4,285		4,020	265
524		550	-26
596		437	159
334		351	-17
14		14	
38,272		32,656	5,616
189,769		188,409	1,360
27,851		27,936	-85
55,772		41,282	14,490
23,303		24,011	-708
23,747		24,417	-670
2,602		1,815	787
3,574		2,729	845
1,162		1,120	42
461		367	94
646		606	40
1,844		1,190	654
256		197	59
2,416		991	1,425
1,413		1,263	150
2,504		2,251	253

Form 990PF Part IV - Capital Gains and Losses for Tax on Investment Income - Columns e - h

(e) Gross sales price	(f) Depreciation allowed (or allowable)	(g) Cost or other basis plus expense of sale	(h) Gain or (loss) (e) plus (f) minus (g)
5,984		3,541	2,443
146,686		106,895	39,791
11,304		7,837	3,467
9,514		10,796	-1,282
2,444		1,923	521
32,507		45,357	-12,850
914		500	414
2,831		2,540	291
7,760		7,353	407
2,134		2,714	-580
8,608		5,620	2,988
2,903		2,470	433
36,638		32,437	4,201
3,473		2,967	506
56,539		39,288	17,251
1,865		2,071	-206
3,321		3,195	126
1,184		1,083	101
1,169		1,011	158
3,718		2,906	812
428		420	8
3		5	-2
10,283		10,368	-85
935		935	
20,566		24,880	-4,314
12,209		12,497	-288
955		957	-2
551		551	
73		73	
36,064		38,593	-2,529

Form 990PF Part IV - Capital Gains and Losses for Tax on Investment Income - Columns e - h

(e) Gross sales price	(f) Depreciation allowed (or allowable)	(g) Cost or other basis plus expense of sale	(h) Gain or (loss) (e) plus (f) minus (g)
11		11	
70		70	
12,812		12,645	167
3		1	2
45		42	3
15		15	
10		11	-1
16,460		15,940	520
10,082		11,196	-1,114
301,154		302,141	-987
16		15	1
24		24	
3,684		3,034	650
296		316	-20
437		331	106
185		197	-12
16		16	
460,479		405,219	55,260
311,846		295,021	16,825
18,405		18,461	-56
445,055		402,859	42,196
14,336		14,929	-593
459		482	-23
45,632		26,884	18,748
8,376		6,404	1,972
2,113		2,040	73
230		174	56
26,095		18,549	7,546
1,354		886	468
470		361	109

Form 990PF Part IV - Capital Gains and Losses for Tax on Investment Income - Columns e - h

(e) Gross sales price	(f) Depreciation allowed (or allowable)	(g) Cost or other basis plus expense of sale	(h) Gain or (loss) (e) plus (f) minus (g)
1,024		700	324
1,285		1,196	89
22,866		18,862	4,004
4,848		2,765	2,083
8,011		6,477	1,534
698		547	151
1,248		1,402	-154
2,469		1,942	527
55,383		76,541	-21,158
1,657		1,138	519
566		434	132
9,802		9,823	-21
2,964		3,962	-998
42,070		32,756	9,314
12,600		8,596	4,004
4,471		3,905	566
3,473		3,211	262
2,060		1,838	222
19,313		18,978	335
3,832		3,788	44
1,807		1,560	247
1,583		1,341	242
4,507		3,723	784
32		33	-1
12		12	
18,385		18,088	297
173,886		186,378	-12,492
122,108		146,739	-24,631
9,887		10,063	-176
102,505		109,730	-7,225

Form 990PF Part IV - Capital Gains and Losses for Tax on Investment Income - Columns e - h

(e) Gross sales price	(f) Depreciation allowed (or allowable)	(g) Cost or other basis plus expense of sale	(h) Gain or (loss) (e) plus (f) minus (g)
18		18	
11		11	
25,769		27,609	-1,840
161,514		176,017	-14,503
14		14	
25,174		21,752	3,422
43		40	3
75,632		75,569	63
510,761		546,119	-35,358
3		3	
89,017		77,541	11,476
20		21	-1
60,103		54,660	5,443
80		81	-1
12		12	
976		708	268
59		60	-1
265		217	48
34		34	
2,077		1,236	841
143,520		141,522	1,998
5,207		4,985	222
184		185	-1
37,940		33,963	3,977
13,504		13,318	186
66		69	-3
9,026		5,189	3,837
447		336	111
1,333		1,909	-576
173		119	54

Form 990PF Part IV - Capital Gains and Losses for Tax on Investment Income - Columns e - h

(e) Gross sales price	(f) Depreciation allowed (or allowable)	(g) Cost or other basis plus expense of sale	(h) Gain or (loss) (e) plus (f) minus (g)
15,267		8,398	6,869
246		160	86
299		233	66
1,229		884	345
8,985		10,932	-1,947
821		736	85
66,809		35,253	31,556
12,420		10,391	2,029
2,148		1,609	539
1,560		1,800	-240
13,218		11,347	1,871
526,414		406,341	120,073
1,715		1,227	488
298		206	92
5,188		4,639	549
4,268		5,211	-943
5,207		3,484	1,723
598		463	135
3,726		3,241	485
562		350	212
10,402		8,908	1,494
4,098		3,610	488
4,152		3,970	182
5,794		3,504	2,290
1,632		1,376	256
1,690		1,430	260
992		1,041	-49
11		11	
13,770		13,981	-211
10,904		10,656	248

Form 990PF Part IV - Capital Gains and Losses for Tax on Investment Income - Columns e - h

(e) Gross sales price	(f) Depreciation allowed (or allowable)	(g) Cost or other basis plus expense of sale	(h) Gain or (loss) (e) plus (f) minus (g)
14,689		16,527	-1,838
271,905		275,937	-4,032
3,868		4,102	-234
159		159	
95		98	-3
5		2	3
37,194		38,144	-950
15,168		15,289	-121
13,573		10,871	2,702
14		6	8
255,922		255,922	
496,623		542,029	-45,406
12		12	
12,017		10,986	1,031
103		113	-10
188,168		172,093	16,075
43		42	1
25			25
1,478		645	833
16		17	-1
1,243		689	554
32		34	-2
639		386	253
607,094		595,446	11,648
5,021		5,006	15
4,709		4,802	-93
39,100		36,750	2,350
11,870		11,728	142
853		891	-38
1,356		937	419

Form 990PF Part IV - Capital Gains and Losses for Tax on Investment Income - Columns e - h

(e) Gross sales price	(f) Depreciation allowed (or allowable)	(g) Cost or other basis plus expense of sale	(h) Gain or (loss) (e) plus (f) minus (g)
6,142		4,626	1,516
852		934	-82
403		344	59
1,991		1,071	920
7,014		4,626	2,388
171		135	36
15,077		11,503	3,574
4,402		5,053	-651
4,885		4,193	692
13,786		7,834	5,952
11,877		10,316	1,561
1,880		1,475	405
10,444		10,446	-2
4,967		4,385	582
52,749		40,072	12,677
1,600		1,453	147
1,685		1,200	485
36,183		28,334	7,849
1,884		880	1,004
6,942		5,212	1,730
3,702		2,671	1,031
1,552		1,391	161
3,664		2,418	1,246
5,149		4,677	472
2,454		2,232	222
720		391	329
1,694		776	918
2,266		1,662	604
7,074		7,580	-506
168		179	-11

Form 990PF Part IV - Capital Gains and Losses for Tax on Investment Income - Columns e - h

(e) Gross sales price	(f) Depreciation allowed (or allowable)	(g) Cost or other basis plus expense of sale	(h) Gain or (loss) (e) plus (f) minus (g)
150		156	-6
12,264		12,378	-114
80,518		81,578	-1,060
21,543		24,243	-2,700
16,809		17,012	-203
31,912		33,914	-2,002
22		22	
24		24	
26		24	2
4		1	3
21,583		18,502	3,081
56,137		56,090	47
77		12	65
78,359		77,622	737
284,198		285,030	-832
15		15	
68,218		64,466	3,752
23		25	-2
58,510		51,779	6,731
6		7	-1
9		9	
732		788	-56
1,537		943	594
195		210	-15
537		388	149
188,441		183,235	5,206
5,041		5,045	-4
4,694		4,794	-100
411,338		403,244	8,094
20,020		19,338	682

Form 990PF Part IV - Capital Gains and Losses for Tax on Investment Income - Columns e - h

(e) Gross sales price	(f) Depreciation allowed (or allowable)	(g) Cost or other basis plus expense of sale	(h) Gain or (loss) (e) plus (f) minus (g)
12,267		12,164	103
814		544	270
447		354	93
1,185		1,392	-207
691		478	213
2,655		1,480	1,175
1,723		1,040	683
4,697		3,711	986
1,976		1,483	493
39,071		26,415	12,656
1,642		1,489	153
7,575		4,551	3,024
4,766		8,225	-3,459
15,112		8,327	6,785
880		881	-1
1,104		1,139	-35
49,607		39,444	10,163
14,742		10,849	3,893
1,296		988	308
4,716		3,607	1,109
713		546	167
291		264	27
3,365		2,389	976
480		405	75
464		307	157
36,965		32,118	4,847
104		99	5
69		43	26
3,744		2,899	845
9,747		4,398	5,349

Form 990PF Part IV - Capital Gains and Losses for Tax on Investment Income - Columns e - h

(e) Gross sales price	(f) Depreciation allowed (or allowable)	(g) Cost or other basis plus expense of sale	(h) Gain or (loss) (e) plus (f) minus (g)
2,292		2,474	-182
23		59	-36
48		49	-1
20,592		19,881	711
31,299		32,121	-822
73,444		82,861	-9,417
15,820		15,718	102
11,604		11,517	87
27		27	
17		17	
30		12	18
28		26	2
7,870		7,695	175
12,889		12,263	626
23		22	1
23		24	-1
4		4	
104,224		93,745	10,479
10,390		12,144	-1,754
36		37	-1
6		6	
59		55	4
1,573		1,680	-107
572		618	-46
6		6	
396		427	-31
1,612		1,107	505
295,908		268,899	27,009
5,146		5,056	90
4,742		4,843	-101

Form 990PF Part IV - Capital Gains and Losses for Tax on Investment Income - Columns e - h

(e) Gross sales price	(f) Depreciation allowed (or allowable)	(g) Cost or other basis plus expense of sale	(h) Gain or (loss) (e) plus (f) minus (g)
172,484		171,928	556
35,260		34,125	1,135
14,509		14,409	100
3,254		2,202	1,052
4,914		3,900	1,014
926		1,151	-225
58		43	15
2,316		2,025	291
2,584		2,225	359
214		177	37
2,928		2,271	657
1,395		946	449
27,674		28,109	-435
10,226		6,815	3,411
6,467		10,992	-4,525
3,514		1,977	1,537
2,347		2,373	-26
21,891		22,538	-647
171		110	61
2,283		1,661	622
1,788		1,358	430
4,422		3,485	937
2,037		1,537	500
15,038		13,642	1,396
10,532		8,802	1,730
1,184		1,058	126
489		355	134
4,966		4,310	656
1,096		1,090	6
1,302		814	488

Form 990PF Part IV - Capital Gains and Losses for Tax on Investment Income - Columns e - h

(e) Gross sales price	(f) Depreciation allowed (or allowable)	(g) Cost or other basis plus expense of sale	(h) Gain or (loss) (e) plus (f) minus (g)
1,872		1,432	440
5,003		3,943	1,060
19,927		23,855	-3,928
23		46	-23
19		18	1
68,346		68,555	-209
120,999		133,759	-12,760
83,236		94,355	-11,119
4,944		4,891	53
1,934		1,903	31
35		35	
72,761		78,187	-5,426
126		19	107
19		8	11
18,737		20,378	-1,641
10,198		9,099	1,099
25		13	12
92		101	-9
41		39	2
77,934		87,841	-9,907
7,594		6,289	1,305
40		42	-2
79		75	4
32		34	-2
486		267	219
558		610	-52
1,609		1,718	-109
251		275	-24
683		453	230
26,143		23,440	2,703

Form 990PF Part IV - Capital Gains and Losses for Tax on Investment Income - Columns e - h

(e) Gross sales price	(f) Depreciation allowed (or allowable)	(g) Cost or other basis plus expense of sale	(h) Gain or (loss) (e) plus (f) minus (g)
5,316		5,086	230
2,110		2,169	-59
248,425		242,498	5,927
11,848		11,630	218
17,754		17,266	488
1,085		760	325
2,679		1,844	835
2,083		1,621	462
518		386	132
189		161	28
1,600		1,340	260
854		756	98
40,534		31,399	9,135
4,884		3,459	1,425
4,189		4,097	92
9,145		9,057	88
1,362		2,439	-1,077
36,499		19,494	17,005
1,707		1,048	659
3,679		3,724	-45
57		41	16
2,853		2,090	763
246		181	65
10,880		10,296	584
15,902		7,819	8,083
1,940		1,721	219
39,437		32,959	6,478
8,341		6,565	1,776
3,046		2,500	546
3,547		3,175	372

Form 990PF Part IV - Capital Gains and Losses for Tax on Investment Income - Columns e - h

(e) Gross sales price	(f) Depreciation allowed (or allowable)	(g) Cost or other basis plus expense of sale	(h) Gain or (loss) (e) plus (f) minus (g)
1,671		1,858	-187
343		239	104
1,783		1,416	367
2,705		1,866	839
747		811	-64
133		143	-10
10,829		10,672	157
93,598		94,285	-687
16,673		17,182	-509
22,523		25,768	-3,245
1,977		1,956	21
4,835		4,792	43
311		311	
210		198	12
21		20	1
100		15	85
8,040		7,323	717
28,010		35,582	-7,572
27		16	11
42		44	-2
48,485		50,548	-2,063
16,159		14,304	1,855
4,906		4,568	338
128		137	-9
24		26	-2
116		116	
2,127		1,177	950
2,168		2,334	-166
33		31	2
1,491		1,605	-114

Form 990PF Part IV - Capital Gains and Losses for Tax on Investment Income - Columns e - h

(e) Gross sales price	(f) Depreciation allowed (or allowable)	(g) Cost or other basis plus expense of sale	(h) Gain or (loss) (e) plus (f) minus (g)
647		386	261
31,731		29,450	2,281
5,329		5,078	251
2,103		2,181	-78
21,017		20,307	710
17,861		17,663	198
43,325		42,269	1,056
15,207		13,008	2,199
2,567		1,595	972
3,676		2,786	890
1,213		810	403
473		417	56
2,461		2,108	353
384		367	17
4,572		3,511	1,061
9,127		6,756	2,371
2,394		2,474	-80
2,674		2,670	4
44,347		38,509	5,838
1,255		826	429
1,134		662	472
1,840		1,898	-58
286		206	80
48,125		41,383	6,742
713		579	134
2,065		1,893	172
5,138		2,550	2,588
2,426		2,211	215
2,740		2,580	160
2,656		2,105	551

Form 990PF Part IV - Capital Gains and Losses for Tax on Investment Income - Columns e - h

(e) Gross sales price	(f) Depreciation allowed (or allowable)	(g) Cost or other basis plus expense of sale	(h) Gain or (loss) (e) plus (f) minus (g)
1,662		1,357	305
1,419		1,276	143
1,357		1,483	-126
2,320		2,308	12
10,933		9,502	1,431
2,965		2,059	906
4,334		4,123	211
363		391	-28
53,517		52,843	674
16,230		16,008	222
20,741		21,722	-981
94,008		106,398	-12,390
2,966		2,915	51
967		975	-8
298		298	
5,780		5,471	309
25		13	12
28		26	2
15,452		12,506	2,946
70,843		77,139	-6,296
70		65	5
25		26	-1
25		27	-2
16,013		13,073	2,940
3,568		3,921	-353
7		7	
85		85	
56		60	-4
373,671		321,326	52,345
1,831		1,984	-153

Form 990PF Part IV - Capital Gains and Losses for Tax on Investment Income - Columns e - h

(e) Gross sales price	(f) Depreciation allowed (or allowable)	(g) Cost or other basis plus expense of sale	(h) Gain or (loss) (e) plus (f) minus (g)
479		499	-20
1,106		1,198	-92
255,970		242,498	13,472
170,500		164,991	5,509
5,234		5,119	115
2,200		2,178	22
21,945		22,250	-305
748,955		785,490	-36,535
14,104		13,997	107
2,099		1,758	341
642		478	164
288		262	26
1,427		988	439
476		216	260
683		564	119
2,007		2,294	-287
3,707		3,114	593
799		600	199
5,506		5,704	-198
25,939		22,089	3,850
627		432	195
8,886		5,660	3,226
1,173		714	459
1,104		1,225	-121
457		314	143
2,937		1,531	1,406
9,707		7,490	2,217
1,007		982	25
42,814		23,182	19,632
5,015		3,207	1,808

Form 990PF Part IV - Capital Gains and Losses for Tax on Investment Income - Columns e - h

(e) Gross sales price	(f) Depreciation allowed (or allowable)	(g) Cost or other basis plus expense of sale	(h) Gain or (loss) (e) plus (f) minus (g)
1,292		1,229	63
22,527		23,899	-1,372
724		709	15
1,348		1,188	160
1,044		1,007	37
1,200		1,158	42
1,357		1,263	94
4,328		2,782	1,546
1,993		2,044	-51
250		273	-23
11,866		11,695	171
22,450		22,632	-182
29,042		29,485	-443
28,398		29,172	-774
10,876		10,749	127
5		5	
943		943	
10,298		9,773	525
17		10	7
25		13	12
87,350		78,392	8,958
96,922		101,350	-4,428
7		7	
7		8	-1
98		107	-9
87,469		88,034	-565
10,751		16,744	-5,993
16		17	-1
31		34	-3
40		40	

Form 990PF Part IV - Capital Gains and Losses for Tax on Investment Income - Columns e - h

(e) Gross sales price	(f) Depreciation allowed (or allowable)	(g) Cost or other basis plus expense of sale	(h) Gain or (loss) (e) plus (f) minus (g)
649		677	-28
172		183	-11
184		193	-9
86		91	-5
24,884		23,024	1,860
129,933		107,015	22,918
5,150		5,150	
2,212		2,185	27
258,389		262,755	-4,366
23,322		25,331	-2,009
16,019		15,933	86
736		677	59
802		624	178
461		360	101
668		660	8
11,275		5,125	6,150
790		664	126
640		728	-88
33,899		30,573	3,326
1,999		1,519	480
15,182		15,646	-464
5,027		3,954	1,073
3,080		2,034	1,046
5,021		3,591	1,430
621		512	109
3,679		3,812	-133
286		217	69
1,114		550	564
1,079		840	239
4,535		5,989	-1,454

Form 990PF Part IV - Capital Gains and Losses for Tax on Investment Income - Columns e - h

(e) Gross sales price	(f) Depreciation allowed (or allowable)	(g) Cost or other basis plus expense of sale	(h) Gain or (loss) (e) plus (f) minus (g)
1,529		1,113	416
3,695		2,086	1,609
12,903		10,060	2,843
3,666		3,866	-200
11,282		11,309	-27
1,599		1,296	303
1,305		1,283	22
400		401	-1
1,163		1,134	29
1,197		708	489
15,443		16,085	-642
1,332		1,434	-102
102,193		102,285	-92
174,762		140,000	34,762
36,972		39,152	-2,180
53,127		55,374	-2,247
989		984	5
33		33	
1,132		1,132	
90,564		96,952	-6,388
146		135	11
18		10	8
9,563		8,578	985
62,662		69,164	-6,502
19		19	
71		76	-5
30		32	-2
14,446		14,696	-250
12,739		16,711	-3,972
11		11	

Form 990PF Part IV - Capital Gains and Losses for Tax on Investment Income - Columns e - h

(e) Gross sales price	(f) Depreciation allowed (or allowable)	(g) Cost or other basis plus expense of sale	(h) Gain or (loss) (e) plus (f) minus (g)
42		42	
17		18	-1
250		261	-11
103		103	
29		31	-2
7		7	
29,210		27,919	1,291
28,377		22,933	5,444
3,968		4,019	-51
2,256		2,197	59
374,305		381,374	-7,069
460		501	-41
5		15	-10
7,031		7,357	-326
14,190		11,798	2,392
518		391	127
14,915		14,806	109
7,940		3,733	4,207
512		435	77
54		54	
4,535		3,993	542
11,281		7,991	3,290
149		141	8
2,139		1,756	383
1,540		1,014	526
10,088		7,710	2,378
738		558	180
3,513		1,870	1,643
3,372		2,556	816
506		275	231

Form 990PF Part IV - Capital Gains and Losses for Tax on Investment Income - Columns e - h

(e) Gross sales price	(f) Depreciation allowed (or allowable)	(g) Cost or other basis plus expense of sale	(h) Gain or (loss) (e) plus (f) minus (g)
3,236		2,575	661
2,342		3,060	-718
8,012		5,257	2,755
1,214		714	500
2,078		1,599	479
3,188		3,511	-323
2,222		2,156	66
1,466		1,230	236
12,487		12,377	110
1,200		1,107	93
254,448		217,234	37,214
1,842		1,118	724
348		363	-15
964		1,044	-80
2,000		2,306	-306
90,572		93,815	-3,243
143,351		149,135	-5,784
20,661		22,244	-1,583
13,842		13,862	-20
20,038		21,677	-1,639
161		161	
88,097		84,429	3,668
50		48	2
74		69	5
19,903		18,844	1,059
21,401		23,011	-1,610
58		58	
7		7	
36		36	
13,340		11,425	1,915

Form 990PF Part IV - Capital Gains and Losses for Tax on Investment Income - Columns e - h

(e) Gross sales price	(f) Depreciation allowed (or allowable)	(g) Cost or other basis plus expense of sale	(h) Gain or (loss) (e) plus (f) minus (g)
17,571		16,432	1,139
15		15	
7		8	-1
96		103	-7
47		50	-3
13		14	-1
198		215	-17
14		14	
271,348		260,494	10,854
33,324		28,055	5,269
3,975		4,051	-76
2,237		2,200	37
683,179		706,434	-23,255
393		428	-35
314		335	-21
847		895	-48
1,972		1,621	351
1,037		685	352
38		28	10
9,528		4,724	4,804
235		220	15
26,866		26,964	-98
4,460		4,028	432
2,023		1,398	625
9,080		8,642	438
26,558		17,316	9,242
1,100		747	353
1,871		1,387	484
1,165		894	271
1,202		877	325

Form 990PF Part IV - Capital Gains and Losses for Tax on Investment Income - Columns e - h

(e) Gross sales price	(f) Depreciation allowed (or allowable)	(g) Cost or other basis plus expense of sale	(h) Gain or (loss) (e) plus (f) minus (g)
1,086		823	263
1,013		614	399
18,705		16,998	1,707
19,621		25,309	-5,688
6,116		4,454	1,662
53		33	20
2,598		2,049	549
9,273		4,998	4,275
855		899	-44
18,147		11,741	6,406
1,561		1,503	58
211		87	124
59,311		49,855	9,456
1,279		495	784
134		140	-6
132		148	-16
638		731	-93
162,827		106,843	55,984
35,622		35,648	-26
11,270		12,107	-837
183,412		190,275	-6,863
430		430	
56		56	
42,883		43,660	-777
3		3	
53		50	3
29,246		23,492	5,754
10,528		9,168	1,360
16		15	1
5		5	

Form 990PF Part IV - Capital Gains and Losses for Tax on Investment Income - Columns e - h

(e) Gross sales price	(f) Depreciation allowed (or allowable)	(g) Cost or other basis plus expense of sale	(h) Gain or (loss) (e) plus (f) minus (g)
23		24	-1
91,301		91,501	-200
7,902		5,555	2,347
12		12	
109		116	-7
7		7	

Form 990PF Part IV - Capital Gains and Losses for Tax on Investment Income - Columns i - l

Complete only for assets showing gain in column (h) and owned by the foundation on 12/31/69			(l) Gains (Col (h) gain minus col (k), but not less than -0-) or Losses (from col (h))
(i) F M V as of 12/31/69	(j) Adjusted basis as of 12/31/69	(k) Excess of col (i) over col (j), if any	
			194
			-153
			-1
			-77
			36,505
			-4,317
			-1,962
			9
			-493
			-774
			-13
			97
			219
			275
			338
			41
			7
			49
			56
			726
			25
			10,179
			625
			333
			1,615
			91
			64
			41
			374

Form 990PF Part IV - Capital Gains and Losses for Tax on Investment Income - Columns i - l

Complete only for assets showing gain in column (h) and owned by the foundation on 12/31/69			(l) Gains (Col (h) gain minus col (k), but not less than -0-) or Losses (from col (h))
(i) F M V as of 12/31/69	(j) Adjusted basis as of 12/31/69	(k) Excess of col (i) over col (j), if any	
			-1,700
			710
			362
			16,872
			7,729
			2,331
			898
			55
			402
			5,921
			351
			-37
			-6
			-291
			7,426
			-507
			-7,128
			124
			-6,661
			-1
			-1,395
			40
			-7
			238

Form 990PF Part IV - Capital Gains and Losses for Tax on Investment Income - Columns i - l

Complete only for assets showing gain in column (h) and owned by the foundation on 12/31/69			(l) Gains (Col (h) gain minus col (k), but not less than -0-) or Losses (from col (h))
(i) F M V as of 12/31/69	(j) Adjusted basis as of 12/31/69	(k) Excess of col (i) over col (j), if any	
			-1
			473
			-23
			-8
			78,611
			-317
			-72
			246,834
			-3,642
			-4,771
			3,581
			12
			3,350
			117
			275
			1,267
			24
			-281
			7,423
			1,263
			-23
			892
			113
			10,875
			195
			-540

Form 990PF Part IV - Capital Gains and Losses for Tax on Investment Income - Columns i - l

Complete only for assets showing gain in column (h) and owned by the foundation on 12/31/69			(l) Gains (Col (h) gain minus col (k), but not less than -0-) or Losses (from col (h))
(i) F M V as of 12/31/69	(j) Adjusted basis as of 12/31/69	(k) Excess of col (i) over col (j), if any	
			411
			44
			-425
			-1,024
			821
			795
			3,165
			82
			1,569
			898
			4,006
			383
			43,686
			337
			-240
			2
			830
			5,945
			-385
			-182
			53
			-2,082
			-1
			572
			-13,697

Form 990PF Part IV - Capital Gains and Losses for Tax on Investment Income - Columns i - l

Complete only for assets showing gain in column (h) and owned by the foundation on 12/31/69			(l) Gains (Col (h) gain minus col (k), but not less than -0-) or Losses (from col (h))
(i) F M V as of 12/31/69	(j) Adjusted basis as of 12/31/69	(k) Excess of col (i) over col (j), if any	
			3
			1,693
			1,339
			-1
			-1
			-12
			-1
			-1
			8,269
			-1,541
			-4,293
			24,224
			-611
			-696
			637
			106
			58
			81
			420
			279
			56
			181
			1,883
			895
			5,859
			3,756
			121

Form 990PF Part IV - Capital Gains and Losses for Tax on Investment Income - Columns i - l

Complete only for assets showing gain in column (h) and owned by the foundation on 12/31/69			(l) Gains (Col (h) gain minus col (k), but not less than -0-) or Losses (from col (h))
(i) F M V as of 12/31/69	(j) Adjusted basis as of 12/31/69	(k) Excess of col (i) over col (j), if any	
			1,623
			102
			-120,915
			261
			97
			-104
			-368
			2,484
			882
			1,774
			1,378
			4,701
			-832
			742
			541
			56
			6,799
			-121
			1
			122
			-28,738
			-66
			55
			83
			-1,767
			-1
			-5,988

Form 990PF Part IV - Capital Gains and Losses for Tax on Investment Income - Columns i - l

Complete only for assets showing gain in column (h) and owned by the foundation on 12/31/69			(l) Gains (Col (h) gain minus col (k), but not less than -0-) or Losses (from col (h))
(i) F M V as of 12/31/69	(j) Adjusted basis as of 12/31/69	(k) Excess of col (i) over col (j), if any	
			-1,743
			3
			-1
			633
			780
			-823
			-3
			265
			-26
			159
			-17
			5,616
			1,360
			-85
			14,490
			-708
			-670
			787
			845
			42
			94
			40
			654
			59
			1,425
			150
			253

Form 990PF Part IV - Capital Gains and Losses for Tax on Investment Income - Columns i - l

Complete only for assets showing gain in column (h) and owned by the foundation on 12/31/69			(l) Gains (Col (h) gain minus col (k), but not less than -0-) or Losses (from col (h))
(i) F M V as of 12/31/69	(j) Adjusted basis as of 12/31/69	(k) Excess of col (i) over col (j), if any	
			2,443
			39,791
			3,467
			-1,282
			521
			-12,850
			414
			291
			407
			-580
			2,988
			433
			4,201
			506
			17,251
			-206
			126
			101
			158
			812
			8
			-2
			-85
			-4,314
			-288
			-2
			-2,529

Form 990PF Part IV - Capital Gains and Losses for Tax on Investment Income - Columns i - l

Complete only for assets showing gain in column (h) and owned by the foundation on 12/31/69			(l) Gains (Col (h) gain minus col (k), but not less than -0-) or Losses (from col (h))
(i) F M V as of 12/31/69	(j) Adjusted basis as of 12/31/69	(k) Excess of col (i) over col (j), if any	
			167
			2
			3
			-1
			520
			-1,114
			-987
			1
			650
			-20
			106
			-12
			55,260
			16,825
			-56
			42,196
			-593
			-23
			18,748
			1,972
			73
			56
			7,546
			468
			109

Form 990PF Part IV - Capital Gains and Losses for Tax on Investment Income - Columns i - l

Complete only for assets showing gain in column (h) and owned by the foundation on 12/31/69			(l) Gains (Col (h) gain minus col (k), but not less than -0-) or Losses (from col (h))
(i) F M V as of 12/31/69	(j) Adjusted basis as of 12/31/69	(k) Excess of col (i) over col (j), if any	
			324
			89
			4,004
			2,083
			1,534
			151
			-154
			527
			-21,158
			519
			132
			-21
			-998
			9,314
			4,004
			566
			262
			222
			335
			44
			247
			242
			784
			-1
			297
			-12,492
			-24,631
			-176
			-7,225

Form 990PF Part IV - Capital Gains and Losses for Tax on Investment Income - Columns i - l

Complete only for assets showing gain in column (h) and owned by the foundation on 12/31/69			(l) Gains (Col (h) gain minus col (k), but not less than -0-) or Losses (from col (h))
(i) F M V as of 12/31/69	(j) Adjusted basis as of 12/31/69	(k) Excess of col (i) over col (j), if any	
			-1,840
			-14,503
			3,422
			3
			63
			-35,358
			11,476
			-1
			5,443
			-1
			268
			-1
			48
			841
			1,998
			222
			-1
			3,977
			186
			-3
			3,837
			111
			-576
			54

Form 990PF Part IV - Capital Gains and Losses for Tax on Investment Income - Columns i - l

Complete only for assets showing gain in column (h) and owned by the foundation on 12/31/69			(l) Gains (Col (h) gain minus col (k), but not less than -0-) or Losses (from col (h))
(i) F M V as of 12/31/69	(j) Adjusted basis as of 12/31/69	(k) Excess of col (i) over col (j), if any	
			6,869
			86
			66
			345
			-1,947
			85
			31,556
			2,029
			539
			-240
			1,871
			120,073
			488
			92
			549
			-943
			1,723
			135
			485
			212
			1,494
			488
			182
			2,290
			256
			260
			-49
			-211
			248

Form 990PF Part IV - Capital Gains and Losses for Tax on Investment Income - Columns i - l

Complete only for assets showing gain in column (h) and owned by the foundation on 12/31/69			(l) Gains (Col (h) gain minus col (k), but not less than -0-) or Losses (from col (h))
(i) F M V as of 12/31/69	(j) Adjusted basis as of 12/31/69	(k) Excess of col (i) over col (j), if any	
			-1,838
			-4,032
			-234
			-3
			3
			-950
			-121
			2,702
			8
			-45,406
			1,031
			-10
			16,075
			1
			25
			833
			-1
			554
			-2
			253
			11,648
			15
			-93
			2,350
			142
			-38
			419

Form 990PF Part IV - Capital Gains and Losses for Tax on Investment Income - Columns i - l

Complete only for assets showing gain in column (h) and owned by the foundation on 12/31/69			(l) Gains (Col (h) gain minus col (k), but not less than -0-) or Losses (from col (h))
(i) F M V as of 12/31/69	(j) Adjusted basis as of 12/31/69	(k) Excess of col (i) over col (j), if any	
			1,516
			-82
			59
			920
			2,388
			36
			3,574
			-651
			692
			5,952
			1,561
			405
			-2
			582
			12,677
			147
			485
			7,849
			1,004
			1,730
			1,031
			161
			1,246
			472
			222
			329
			918
			604
			-506
			-11

Form 990PF Part IV - Capital Gains and Losses for Tax on Investment Income - Columns i - l

Complete only for assets showing gain in column (h) and owned by the foundation on 12/31/69			(l) Gains (Col (h) gain minus col (k), but not less than -0-) or Losses (from col (h))
(i) F M V as of 12/31/69	(j) Adjusted basis as of 12/31/69	(k) Excess of col (i) over col (j), if any	
			-6
			-114
			-1,060
			-2,700
			-203
			-2,002
			2
			3
			3,081
			47
			65
			737
			-832
			3,752
			-2
			6,731
			-1
			-56
			594
			-15
			149
			5,206
			-4
			-100
			8,094
			682

Form 990PF Part IV - Capital Gains and Losses for Tax on Investment Income - Columns i - l

Complete only for assets showing gain in column (h) and owned by the foundation on 12/31/69			(l) Gains (Col (h) gain minus col (k), but not less than -0-) or Losses (from col (h))
(i) F M V as of 12/31/69	(j) Adjusted basis as of 12/31/69	(k) Excess of col (i) over col (j), if any	
			103
			270
			93
			-207
			213
			1,175
			683
			986
			493
			12,656
			153
			3,024
			-3,459
			6,785
			-1
			-35
			10,163
			3,893
			308
			1,109
			167
			27
			976
			75
			157
			4,847
			5
			26
			845
			5,349

Form 990PF Part IV - Capital Gains and Losses for Tax on Investment Income - Columns i - l

Complete only for assets showing gain in column (h) and owned by the foundation on 12/31/69			(l) Gains (Col (h) gain minus col (k), but not less than -0-) or Losses (from col (h))
(i) F M V as of 12/31/69	(j) Adjusted basis as of 12/31/69	(k) Excess of col (i) over col (j), if any	
			-182
			-36
			-1
			711
			-822
			-9,417
			102
			87
			18
			2
			175
			626
			1
			-1
			10,479
			-1,754
			-1
			4
			-107
			-46
			-31
			505
			27,009
			90
			-101

Form 990PF Part IV - Capital Gains and Losses for Tax on Investment Income - Columns i - l

Complete only for assets showing gain in column (h) and owned by the foundation on 12/31/69			(l) Gains (Col (h) gain minus col (k), but not less than -0-) or Losses (from col (h))
(i) F M V as of 12/31/69	(j) Adjusted basis as of 12/31/69	(k) Excess of col (i) over col (j), if any	
			556
			1,135
			100
			1,052
			1,014
			-225
			15
			291
			359
			37
			657
			449
			-435
			3,411
			-4,525
			1,537
			-26
			-647
			61
			622
			430
			937
			500
			1,396
			1,730
			126
			134
			656
			6
			488

Form 990PF Part IV - Capital Gains and Losses for Tax on Investment Income - Columns i - l

Complete only for assets showing gain in column (h) and owned by the foundation on 12/31/69			(l) Gains (Col (h) gain minus col (k), but not less than -0-) or Losses (from col (h))
(i) F M V as of 12/31/69	(j) Adjusted basis as of 12/31/69	(k) Excess of col (i) over col (j), if any	
			440
			1,060
			-3,928
			-23
			1
			-209
			-12,760
			-11,119
			53
			31
			-5,426
			107
			11
			-1,641
			1,099
			12
			-9
			2
			-9,907
			1,305
			-2
			4
			-2
			219
			-52
			-109
			-24
			230
			2,703

Form 990PF Part IV - Capital Gains and Losses for Tax on Investment Income - Columns i - l

Complete only for assets showing gain in column (h) and owned by the foundation on 12/31/69			(l) Gains (Col (h) gain minus col (k), but not less than -0-) or Losses (from col (h))
(i) F M V as of 12/31/69	(j) Adjusted basis as of 12/31/69	(k) Excess of col (i) over col (j), if any	
			230
			-59
			5,927
			218
			488
			325
			835
			462
			132
			28
			260
			98
			9,135
			1,425
			92
			88
			-1,077
			17,005
			659
			-45
			16
			763
			65
			584
			8,083
			219
			6,478
			1,776
			546
			372

Form 990PF Part IV - Capital Gains and Losses for Tax on Investment Income - Columns i - l

Complete only for assets showing gain in column (h) and owned by the foundation on 12/31/69			(l) Gains (Col (h) gain minus col (k), but not less than -0-) or Losses (from col (h))
(i) F M V as of 12/31/69	(j) Adjusted basis as of 12/31/69	(k) Excess of col (i) over col (j), if any	
			-187
			104
			367
			839
			-64
			-10
			157
			-687
			-509
			-3,245
			21
			43
			12
			1
			85
			717
			-7,572
			11
			-2
			-2,063
			1,855
			338
			-9
			-2
			950
			-166
			2
			-114

Form 990PF Part IV - Capital Gains and Losses for Tax on Investment Income - Columns i - l

Complete only for assets showing gain in column (h) and owned by the foundation on 12/31/69			(l) Gains (Col (h) gain minus col (k), but not less than -0-) or Losses (from col (h))
(i) F M V as of 12/31/69	(j) Adjusted basis as of 12/31/69	(k) Excess of col (i) over col (j), if any	
			261
			2,281
			251
			-78
			710
			198
			1,056
			2,199
			972
			890
			403
			56
			353
			17
			1,061
			2,371
			-80
			4
			5,838
			429
			472
			-58
			80
			6,742
			134
			172
			2,588
			215
			160
			551

Form 990PF Part IV - Capital Gains and Losses for Tax on Investment Income - Columns i - l

Complete only for assets showing gain in column (h) and owned by the foundation on 12/31/69			(l) Gains (Col (h) gain minus col (k), but not less than -0-) or Losses (from col (h))
(i) F M V as of 12/31/69	(j) Adjusted basis as of 12/31/69	(k) Excess of col (i) over col (j), if any	
			305
			143
			-126
			12
			1,431
			906
			211
			-28
			674
			222
			-981
			-12,390
			51
			-8
			309
			12
			2
			2,946
			-6,296
			5
			-1
			-2
			2,940
			-353
			-4
			52,345
			-153

Form 990PF Part IV - Capital Gains and Losses for Tax on Investment Income - Columns i - l

Complete only for assets showing gain in column (h) and owned by the foundation on 12/31/69			(l) Gains (Col (h) gain minus col (k), but not less than -0-) or Losses (from col (h))
(i) F M V as of 12/31/69	(j) Adjusted basis as of 12/31/69	(k) Excess of col (i) over col (j), if any	
			-20
			-92
			13,472
			5,509
			115
			22
			-305
			-36,535
			107
			341
			164
			26
			439
			260
			119
			-287
			593
			199
			-198
			3,850
			195
			3,226
			459
			-121
			143
			1,406
			2,217
			25
			19,632
			1,808

Form 990PF Part IV - Capital Gains and Losses for Tax on Investment Income - Columns i - l

Complete only for assets showing gain in column (h) and owned by the foundation on 12/31/69			(l) Gains (Col (h) gain minus col (k), but not less than -0-) or Losses (from col (h))
(i) F M V as of 12/31/69	(j) Adjusted basis as of 12/31/69	(k) Excess of col (i) over col (j), if any	
			63
			-1,372
			15
			160
			37
			42
			94
			1,546
			-51
			-23
			171
			-182
			-443
			-774
			127
			525
			7
			12
			8,958
			-4,428
			-1
			-9
			-565
			-5,993
			-1
			-3

Form 990PF Part IV - Capital Gains and Losses for Tax on Investment Income - Columns i - l

Complete only for assets showing gain in column (h) and owned by the foundation on 12/31/69			(l) Gains (Col (h) gain minus col (k), but not less than -0-) or Losses (from col (h))
(i) F M V as of 12/31/69	(j) Adjusted basis as of 12/31/69	(k) Excess of col (i) over col (j), if any	
			-28
			-11
			-9
			-5
			1,860
			22,918
			27
			-4,366
			-2,009
			86
			59
			178
			101
			8
			6,150
			126
			-88
			3,326
			480
			-464
			1,073
			1,046
			1,430
			109
			-133
			69
			564
			239
			-1,454

Form 990PF Part IV - Capital Gains and Losses for Tax on Investment Income - Columns i - l

Complete only for assets showing gain in column (h) and owned by the foundation on 12/31/69			(l) Gains (Col (h) gain minus col (k), but not less than -0-) or Losses (from col (h))
(i) F M V as of 12/31/69	(j) Adjusted basis as of 12/31/69	(k) Excess of col (i) over col (j), if any	
			416
			1,609
			2,843
			-200
			-27
			303
			22
			-1
			29
			489
			-642
			-102
			-92
			34,762
			-2,180
			-2,247
			5
			-6,388
			11
			8
			985
			-6,502
			-5
			-2
			-250
			-3,972

Form 990PF Part IV - Capital Gains and Losses for Tax on Investment Income - Columns i - l

Complete only for assets showing gain in column (h) and owned by the foundation on 12/31/69			(l) Gains (Col (h) gain minus col (k), but not less than -0-) or Losses (from col (h))
(i) F M V as of 12/31/69	(j) Adjusted basis as of 12/31/69	(k) Excess of col (i) over col (j), if any	
			-1
			-11
			-2
			1,291
			5,444
			-51
			59
			-7,069
			-41
			-10
			-326
			2,392
			127
			109
			4,207
			77
			542
			3,290
			8
			383
			526
			2,378
			180
			1,643
			816
			231

Form 990PF Part IV - Capital Gains and Losses for Tax on Investment Income - Columns i - l

Complete only for assets showing gain in column (h) and owned by the foundation on 12/31/69			(l) Gains (Col (h) gain minus col (k), but not less than -0-) or Losses (from col (h))
(i) F M V as of 12/31/69	(j) Adjusted basis as of 12/31/69	(k) Excess of col (i) over col (j), if any	
			661
			-718
			2,755
			500
			479
			-323
			66
			236
			110
			93
			37,214
			724
			-15
			-80
			-306
			-3,243
			-5,784
			-1,583
			-20
			-1,639
			3,668
			2
			5
			1,059
			-1,610
			1,915

Form 990PF Part IV - Capital Gains and Losses for Tax on Investment Income - Columns i - l

Complete only for assets showing gain in column (h) and owned by the foundation on 12/31/69			(l) Gains (Col (h) gain minus col (k), but not less than -0-) or Losses (from col (h))
(i) F M V as of 12/31/69	(j) Adjusted basis as of 12/31/69	(k) Excess of col (i) over col (j), if any	
			1,139
			-1
			-7
			-3
			-1
			-17
			10,854
			5,269
			-76
			37
			-23,255
			-35
			-21
			-48
			351
			352
			10
			4,804
			15
			-98
			432
			625
			438
			9,242
			353
			484
			271
			325







Form 990PF Part IV - Capital Gains and Losses for Tax on Investment Income - Columns i - l

Complete only for assets showing gain in column (h) and owned by the foundation on 12/31/69			(l) Gains (Col (h) gain minus col (k), but not less than -0-) or Losses (from col (h))
(i) F M V as of 12/31/69	(j) Adjusted basis as of 12/31/69	(k) Excess of col (i) over col (j), if any	
			263
			399
			1,707
			-5,688
			1,662
			20
			549
			4,275
			-44
			6,406
			58
			124
			9,456
			784
			-6
			-16
			-93
			55,984
			-26
			-837
			-6,863
			-777
			3
			5,754
			1,360
			1


Form 990PF Part IV - Capital Gains and Losses for Tax on Investment Income - Columns i - l

Complete only for assets showing gain in column (h) and owned by the foundation on 12/31/69			(l) Gains (Col (h) gain minus col (k), but not less than -0-) or Losses (from col (h))
(i) F M V as of 12/31/69	(j) Adjusted basis as of 12/31/69	(k) Excess of col (i) over col (j), if any	
			-1
			-200
			2,347
			-7

Form 990PF Part VIII Line 1 - List all officers, directors, trustees, foundation managers and their compensation

(a) Name and address	(b) Title, and average hours per week devoted to position	(c) Compensation (If not paid, enter -0-)	(d) Contributions to employee benefit plans and deferred compensation	(e) Expense account, other allowances
HOYT BAILEY 	PRESIDENT 1 00	4,000	0	0
PO BOX 208 SHELBY, NC 28151				
MELANIE ANN KNIGHT 	DIRECTOR 1 00	4,000	0	0
PO BOX 208 SHELBY, NC 28151				
J LINTON SUTTLE 	TREASURER 1 00	4,000	0	0
PO BOX 208 SHELBY, NC 28151				
KATHLEEN H WILSON 	VICE-PRES 1 00	4,000	0	0
PO BOX 208 SHELBY, NC 28151				
CYNTHIA B BUCKINGHAM 	DIRECTOR 1 00	4,000	0	0
PO BOX 208 SHELBY, NC 28151				
HARVEY B HAMRICK JR 	SECRETARY 1 00	4,000	0	0
PO BOX 208 SHELBY, NC 28151				


Form 990PF Part XV Line 3 - Grants and Contributions Paid During the Year or Approved for Future Payment

Recipient	If recipient is an individual, show any relationship to any foundation manager or substantial contributor	Foundation status of recipient	Purpose of grant or contribution	Amount
Name and address (home or business)				
a <i>Paid during the year</i>				
ABUSE PREVENTION COUNCIL PO BOX 2589 SHELBY,NC 28151			DONATION	10,000
ALDERSGATE UNITED METHODIST CHURCH 1207 W DIXON BOULEVARD SHELBY,NC 28152			DONATION	5,000
AMERICAN HEART ASSOCIATION 222 S TRYON ST SUITE 1588 CHARLOTTE,NC 28202			DONATION FOR RESEARCH	10,000
AMERICAN LEGION WORLD SERIES 222 N LAFAYETTE ST SHELBY,NC 28150			LONG-TERM PLEDGE	25,000
AMERICAN LEGION WORLD SERIES 222 N LAFAYETTE ST SHELBY,NC 28150			SPECIAL REQUEST ABOVE LONG-TERM PLED	25,000
AMERICAN RED CROSS 2425 PARK ROAD CHARLOTTE,NC 28203			GENERAL SUPPORT	10,000
ASCENSION LUTHERAN CHURCH 300 N LAFAYETTE ST SHELBY,NC 28150			DONATION	3,945
BAPTIST CHILDREN'S HOME OF NC PO BOX 338 THOMASVILLE,NC 27361			GENERAL SUPPORT	1,000
BETHLEHEM UMC 2741 HIGHWAY 274 CHERRYVILLE,NC 28021			GENERAL SUPPORT	2,500
BOY SCOUTS OF AMERICA PO BOX 1059 GASTONIA,NC 28053			GENERAL SUPPORT	5,000
BOY SCOUT TROOP 101 120 N LAFAYETTE ST SHELBY,NC 28150			GENERAL SUPPORT	200
BOYS & GIRLS CLUB OF CLEVELAND CO PO BOX 2001 SHELBY,NC 28151			GENERAL SUPPORT	30,000
BOYS & GIRLS CLUB OF CLEVELAND CO PO BOX 2001 SHELBY,NC 28151			GENERAL SUPPORT	1,000
BROTHERS IN CHRIST OUTREACH MINISTR PO BOX 1264 SHELBY,NC 28151			GENERAL SUPPORT	15,000
BURNS HIGH SCHOOL 307 E STAGECOACH TRAIL LAWNDALE,NC 28090			BURNS HIGH SCHOOL PERCUSSION PROJECT	2,080
Total  3a				962,275


Form 990PF Part XV Line 3 - Grants and Contributions Paid During the Year or Approved for Future Payment

Recipient	If recipient is an individual, show any relationship to any foundation manager or substantial contributor	Foundation status of recipient	Purpose of grant or contribution	Amount
Name and address (home or business)				
a <i>Paid during the year</i>				
BURNS MIDDLE SCHOOL 215 SHADY GROVE ROAD LAWNDALE, NC 28090			GENERAL SUPPORT	5,000
CHILDREN'S HOMES OF CLEVELAND COUNT PO BOX 2053 SHELBY, NC 28151			GENERAL SUPPORT	25,000
CHRISTIAN RECORD SERVICES FOR THE B 123 APRIL LANE HENDERSONVILLE, NC 28792			GENERAL SUPPORT	2,000
CLEVELAND CO ARTS COUNCIL 111 S WASHINGTON STREET SHELBY, NC 28150			GENERAL SUPPORT	10,000
CLEVELAND CO BUSINESS DEV CENTER 7 NORTH LAFAYETTE STREET SUITE 1 SHELBY, NC 28150			GENERAL SUPPORT	2,500
CLEVELAND CO CHORAL SOCIETY 324-2 LAMAR AVENUE SHELBY, NC 28150			GENERAL SUPPORT	500
CLEVELAND CO EMERGENCY MANAGEMENT 100 JUSTICE PLACE SHELBY, NC 28150			GENERAL SUPPORT	250
CLEVELAND CO HUMANE SOCIETY PO BOX 2432 SHELBY, NC 28151			GENERAL SUPPORT	40,000
CLEVELAND CO REALTOR'S ANGEL PROJE PO BOX 2407 SHELBY, NC 28151			ANGEL PROJECT	5,000
CLEVELAND CO RESCUE MISSION PO BOX 1272 SHELBY, NC 28151			GENERAL SUPPORT	15,000
CLEVELAND CO SCHOOL ED FOUNDATION 400 WEST MARION STREET SHELBY, NC 28150			SPONSOR HEROES PROGRAM	3,000
CLEVELAND CO SENIOR CITIZENS HOUSI 408 MARION STREET SHELBY, NC 28150			LIONS SENIOR VILLAGE	200
CLEVELAND CO-SHELBY RELAY FOR LIFE 1310 MONTROSE DRIVE SHELBY, NC 28150			IN CELEBRATION OF YOUR 20 YEAR ANNIV	10,000
CLEVELAND COMMUNITY COLLEGE 137 SOUTH POST ROAD SHELBY, NC 28152			LEGRAND CENTER LONG-TERM PLEDGE	25,000
CLEVELAND COUNTY LIBRARY SYSTEM PO BOX 1120 SHELBY, NC 28151			GENERAL SUPPORT	5,000
Total  3a				962,275


Form 990PF Part XV Line 3 - Grants and Contributions Paid During the Year or Approved for Future Payment

Recipient	If recipient is an individual, show any relationship to any foundation manager or substantial contributor	Foundation status of recipient	Purpose of grant or contribution	Amount
Name and address (home or business)				
a Paid during the year				
CLEVELAND PSYCHOSOCIAL SERVICES 924 N LAFAYETTE STREET SHELBY, NC 28150			GENERAL SUPPORT	9,000
CLEVELANDRUTHFORD KIDNEY ASSOCIATI 1017 N WASHINGTON STREET SHELBY, NC 28150			GENERAL SUPPORT	25,000
COMMUNITY MATH ACADEMY PO BOX 687 SHELBY, NC 28151			GENERAL SUPPORT	7,500
COUNCIL ON AGING 1266 FALLSTON RD SHELBY, NC 28150			GENERAL SUPPORT	5,000
CROSSROADS RESCUE MISSION 206 MT SINAI CHURCH RD SHELBY, NC 28152			GENERAL SUPPORT	5,000
DON GIBSON THEATRE PO BOX 105 SHELBY, NC 28151			GENERAL SUPPORT	2,500
DOVER BAPTIST CHRUCH 1501 POLKVILLE ROAD SHELBY, NC 28150			GENERAL SUPPORT	25,000
ELIZABETH BAPTIST CHURCH 301 NORTH POST ROAD SHELBY, NC 28152			GENERAL SUPPORT	12,500
FELLOWSHIP OF CHRISTIAN ATHLETES PO BOX 83 SHELBY, NC 28151			GENERAL SUPPORT	5,000
FOOTHILLS CONSERVANCY OF NC PO BOX 3023 MORGANTON, NC 28680			GENERAL SUPPORT	5,000
GARDNER-WEBB UNIVERSITY PO BOX 955 BOILING SPRINGS, NC 28017			DONATION	25,000
GARDNER-WEBB UNIVERSITY PO BOX 955 BOILING SPRINGS, NC 28017			DOVER FOUNDATION SCHOLARSHIPS	50,000
GIRL'S CLUB YMCA PO BOX 2272 SHELBY, NC 28151			GENERAL SUPPORT	7,500
GRACE CHRISTIAN ACADEMY 260 RANGE ROAD KINGS MOUNTAIN, NC 28086			GENERAL SUPPORT	1,500
GRAHAM ELEMENTARY SCHOOL 1100 BLANTON STREET SHELBY, NC 28150			GENERAL SUPPORT	10,000
Total  3a				962,275


Form 990PF Part XV Line 3 - Grants and Contributions Paid During the Year or Approved for Future Payment

Recipient	If recipient is an individual, show any relationship to any foundation manager or substantial contributor	Foundation status of recipient	Purpose of grant or contribution	Amount
Name and address (home or business)				
a <i>Paid during the year</i>				
GREATER CLEVELAND CO BAPTIST ASSOC 1175 WYKE ROAD SHELBY,NC 28150			GENERAL SUPPORT	50,000
GREATER CLEVELAND CO BAPTIST ASSOC 1175 WYKE ROAD SHELBY,NC 28150			GENERAL SUPPORT	1,000
GREATER SHELBY COMMUNITY THEATRE PO BOX 1754 SHELBY,NC 28151			GENERAL SUPPORT	3,800
GREGG MUSEUM OF ART & DESIGN NCSU CAMPUS BOX 7306 RALEIGH,NC 27695			GENERAL SUPPORT	2,500
HABITAT FOR HUMANITY PO BOX 2908 SHELBY,NC 28151			GENERAL SUPPORT	3,000
HEINEMAN MEDICAL RESEACH INC 101 BLYTHE BLVD SUITE 604 CHARLOTTE,NC 28203			GENERAL SUPPORT	30,000
HOG HAPPNIN' PO BOX 2343 SHELBY,NC 28151			GENERAL SUPPORT	10,000
HOLY ANGELS PO BOX 710 BELMONT,NC 28012			GENERAL SUPPORT	3,500
HOSPICE OF CLEVELAND COUNTY 951 WENDVOER HEIGHTS DRIV SHELBY,NC 28150			LONG-TERM PLEDGE LAST PAYMENT	50,000
HOSPITALITY HOUSE OF CHARLOTTE 1400 SCOTT AVE CHARLOTTE,NC 28203			GENERAL SUPPORT	5,000
HOUSE OF MERCY INC PO BOX 808 BLEMONT,NC 28012			GENERAL SUPPORT	3,000
JC RAULSTON ARBORETUM NCSU CAMPUS BOX 7522 RALEIGH,NC 27695			GENERAL SUPPORT	500
JUNIOR CHARITY LEAGUE OF SHELBY NC PO BOX 1324 SHELBY,NC 28151			GENERAL SUPPORT	6,000
KAIROS OUTSIDE WNC PO BOX 2543 SHELBY,NC 28151			GENERAL SUPPORT	1,000
KIDS SENSES PO BOX 150 RUTHERFORDTON,NC 28139			GENERAL SUPPORT	5,000
Total  3a				962,275


Form 990PF Part XV Line 3 - Grants and Contributions Paid During the Year or Approved for Future Payment

Recipient	If recipient is an individual, show any relationship to any foundation manager or substantial contributor	Foundation status of recipient	Purpose of grant or contribution	Amount
Name and address (home or business)				
a Paid during the year				
KINGS MOUNTAIN HIGH SCHOOL 500 PHIFER RD KINGS MOUNTAIN,NC 28086			GENERAL SUPPORT	600
KINGS MOUNTAIN LITTLE THEATRE INC PO BOX 1022 KINGS MOUNTAIN,NC 28086			GENERAL SUPPORT	5,000
KIWANIS CLUB 1427 EAST MARION ST SHELBY,NC 28150			GENERAL SUPPORT	500
LATTIMORE BAPTIST CHURCH PO BOX 188 LATTIMORE,NC 28089			GENERAL SUPPORT	1,500
LIFE ENRICHMENT CENTER 101 LIFE ENRICHMENT BLVD SHELBY,NC 28150			GENERAL SUPPORT	25,000
MAN II MAN PO BOX 1572 SHELBY,NC 28151			GENERAL SUPPORT	2,000
MAUNEY MEMORIAL LIBRARY 100 SOUTH PIEDMONT AVE KINGS MOUNTAIN,NC 28086			GENERAL SUPPORT	2,500
MENTAL HEALTH ASSOCIATION OF CLEVEL PO BOX 623 SHELBY,NC 28151			GENERAL SUPPORT	5,000
NC 4-H DEVELOPMENT FUND NCSU BOX 7645 RALEIGH,NC 27695			GENERAL SUPPORT	1,000
NC STATE UNIVERSITY OFFICE OF SCHOL 2016 HARRIS HALL BOX 7302 RALEIGH,NC 27695			SCHOLARSHIP FOR NATHANIEL KEITH CHAP	7,000
NC STATE UNIVERSITY OFFICE OF SCHOL 2016 HARRIS HALL BOX 7302 RALEIGH,NC 27695			SCHOLARSHIP FOR RACHEL QUEEN	7,000
NCBM SHELBY MISSION CAMP PO BOX 1047 SHELBY,NC 28151			GENERAL SUPPORT	10,000
NCSU STUDENT AID ASSOCIATION PO BOX 37100 RALEIGH,NC 27627			LONG-TERM PLEDGE	25,000
PATRICK SENIOR CENTER 909 EAST KINGS STREET KINGS MOUNTAIN,NC 28086			LONG-TERM PLEDGE 150,000 OVER 4 YRS	37,500
PEFBEARs CLUB LENOIR-RHYNE UNIVERSITY L HICKORY,NC 28603			GENERAL SUPPORT	500
Total  3a				962,275


Form 990PF Part XV Line 3 - Grants and Contributions Paid During the Year or Approved for Future Payment

Recipient	If recipient is an individual, show any relationship to any foundation manager or substantial contributor	Foundation status of recipient	Purpose of grant or contribution	Amount
Name and address (home or business)				
a Paid during the year				
PENNSYLVANIA STATE UNIVERSITY 108 SHIELDS BLDG UNIVERSITY PARK,PA 16802			SCHOLARSHIP FOR LUKE HAYEK	7,000
PENTECOSTAL APOSTOLIC CHURCH OF CHR 125 WEST ZION CHURCH ROAD SHELBY,NC 28150			GENERAL SUPPORT	1,500
PINNACLE CLASSICAL ACADEMY PO BOX 2695 SHELBY,NC 28151			GENERAL SUPPORT	5,000
PLEASANT RIDGE BAPTIST CHURCH 198 PLEASANT RIDGE BAPTIS SHELBY,NC 28152			GENERAL SUPPORT	2,000
POLKVILLE CUB SCOUT PACK 114 2331 WASHBURN ROAD SHELBY,NC 28150			GENERAL SUPPORT	2,000
POPLAR SPRINGS BAPTIST CHURCH 1106 POPLAR SPRINGS CH RD SHELBY,NC 28152			GENERAL SUPPORT	1,500
RAPER-ROARK TRUST FUND PO BOX 207 SHELBY,NC 28151			GENERAL SUPPORT	250
RYBURN MEMORIAL PRESBYTERIAN CHURCH PO BOX 2058 SHELBY,NC 28151			GENERAL SUPPORT	3,000
SALVATION ARMY 311 N LAFAYETTE STREET SHELBY,NC 28150			GENERAL SUPPORT	35,000
SANDBOX GROUP INC 1800 CAMDEN RD SUITE 107 CHARLOTTE,NC 28203			GENERAL SUPPORT	100
SANDY RUN BAPTIST CHURCH PO BOX 297 MOORESBORO,NC 28114			GENERAL SUPPORT	2,000
SHELBY HIGH SCHOOL 230 EAST DIXON BLVD SHELBY,NC 28152			GENERAL SUPPORT	5,000
SHELBY HIGH SCHOOL 230 EAST DIXON BLVD SHELBY,NC 28152			CHORAL DEPARTMENT	100
SHELBY HIGH SCHOOL 230 EAST DIXON BLVD SHELBY,NC 28152			ATHLETIC PROGRAMS	1,000
SHELBY INTERMEDIATE SCHOOL 220 SOUTH POST ROAD SHELBY,NC 28152			GENERAL SUPPORT	3,000
Total  3a				962,275

Form 990PF Part XV Line 3 - Grants and Contributions Paid During the Year or Approved for Future Payment

Recipient	If recipient is an individual, show any relationship to any foundation manager or substantial contributor	Foundation status of recipient	Purpose of grant or contribution	Amount
Name and address (home or business)				
a Paid during the year				
SHELBY PRESBYTERIAN CHURCH PO BOX 1444 SHELBY, NC 28151			GENERAL SUPPORT	10,000
SOUTH MOUNTAIN CHILDREN & FAMILY SE 115 N STERLING ST MORGANTON, NC 28655			GENERAL SUPPORT	250
SPECIAL OLYMPICS OF NC 2200 GATEWAY CENTER BLVD SUITE 201 MORRISVILLE, NC 27560			GENERAL SUPPORT	2,000
STOLEN HORSE INTERNATIONAL INC PO BOX 1341 SHELBY, NC 28151			GENERAL SUPPORT	3,000
THE MASTER'S HOUSE 2277 OG LAIL ROAD SHELBY, NC 28152			GENERAL SUPPORT	2,500
TOWNSHIP THREE ELEMENTARY SCHOOL 526 DAVIS ROAD SHELBY, NC 28152			GENERAL SUPPORT	1,000
UNC CHAPEL HILL 450 RIDGE RD SASB NORTH SUITE 2215 CHAPEL HILL, NC 27599			SCHOLARSHIP FOR JORDAN PAUL DRAKE	15,000
UNC CHAPEL HILL 450 RIDGE RD SASB NORTH SUITE 2215 CHAPEL HILL, NC 27599			SCHOLARSHIP FOR MADELINE MARIE SKEIT	7,000
UNION BAPTIST CHURCH 3800 POLKVILLE ROAD SHELBY, NC 28150			GENERAL SUPPORT	1,500
UNITED WAY OF CLEVELAND COUNTY PO BOX 2242 SHELBY, NC 28151			GENERAL SUPPORT	5,000
UPPER CLEVELAND AREA NEEDS 230 MAIN STREET LAWNDALE, NC 28090			GENERAL SUPPORT	5,000
UPPER CLEVELAND BULLDOG BOOSTER CLU 424 BELWOOD-LAWNDALE ROAD LAWNDALE, NC 28090			GENERAL SUPPORT	3,500
UPPER CLEVELAND RESCUE SQUAD PO BOX 278 LAWNDALE, NC 28090			GENERAL SUPPORT	5,000
UPTOWN SHELBY ASSOCIATION PO BOX 2042 SHELBY, NC 28151			GENERAL SUPPORT	5,000
VFW POST 4066 305 W WARREN STREET SHELBY, NC 28150			GENERAL SUPPORT	1,000
Total  3a				962,275

Form 990PF Part XV Line 3 - Grants and Contributions Paid During the Year or Approved for Future Payment

Recipient	If recipient is an individual, show any relationship to any foundation manager or substantial contributor	Foundation status of recipient	Purpose of grant or contribution	Amount
Name and address (home or business)				
a <i>Paid during the year</i>				
WAKE FOREST UNIVERSITY PO BOX 7246 WINSTONSALEM, NC 27109			SCHOLARSHIP FOR WILL CAMERSON BOYLES	7,000
WALLS MEMORIAL BAPTIST CHURCH 2223 ELIZABETH AVENUE SHELBY, NC 28150			GENERAL SUPPORT	2,000
WASHINGTON OUTREACH MINISTRY PO BOX 507 WACO, NC 28169			GENERAL SUPPORT	5,000
WESTWOOD HEIGHTS BAPTIST CHURCH PO BOX 836 SHELBY, NC 28151			GENERAL SUPPORT	5,000
WILLOW TREE COMMUNITY SCHOOL PO BOX 753 BOILING SPRINGS, NC 28017			GENERAL SUPPORT	4,000
YOUNG LIFE PO BOX 1757 SHELBY, NC 28151			GENERAL SUPPORT	10,000
Total  3a				962,275

Form **4562**

Department of the Treasury
Internal Revenue Service (99)

Depreciation and Amortization
(Including Information on Listed Property)

▶ See separate instructions. ▶ Attach to your tax return.

OMB No 1545-0172

2013

Attachment
Sequence No **179**

Name(s) shown on return
DOVER FOUNDATION INC

Business or activity to which this form relates
INDIRECT DEPRECIATION

Identifying number

56-0769897

Part I Election To Expense Certain Property Under Section 179

Note: If you have any listed property, complete Part V before you complete Part I.

1	Maximum amount (see instructions)	1	500,000
2	Total cost of section 179 property placed in service (see instructions)	2	
3	Threshold cost of section 179 property before reduction in limitation (see instructions)	3	2,000,000
4	Reduction in limitation Subtract line 3 from line 2 If zero or less, enter -0-	4	
5	Dollar limitation for tax year Subtract line 4 from line 1 If zero or less, enter -0- If married filing separately, see instructions	5	

6	(a) Description of property	(b) Cost (business use only)	(c) Elected cost	
7	Listed property Enter the amount from line 29	7		
8	Total elected cost of section 179 property Add amounts in column (c), lines 6 and 7	8		
9	Tentative deduction Enter the smaller of line 5 or line 8	9		
10	Carryover of disallowed deduction from line 13 of your 2012 Form 4562	10		
11	Business income limitation Enter the smaller of business income (not less than zero) or line 5 (see instructions)	11		
12	Section 179 expense deduction Add lines 9 and 10, but do not enter more than line 11	12		
13	Carryover of disallowed deduction to 2014 Add lines 9 and 10, less line 12	13		

Note: Do not use Part II or Part III below for listed property. Instead, use Part V.

Part II Special Depreciation Allowance and Other Depreciation (Do not include listed property) (See instructions)

14	Special depreciation allowance for qualified property (other than listed property) placed in service during the tax year (see instructions)	14	
15	Property subject to section 168(f)(1) election	15	
16	Other depreciation (including ACRS)	16	3,822

Part III MACRS Depreciation (Do not include listed property.) (See instructions.)

Section A

17	MACRS deductions for assets placed in service in tax years beginning before 2013	17	
18	If you are electing to group any assets placed in service during the tax year into one or more general asset accounts, check here		

Section B—Assets Placed in Service During 2013 Tax Year Using the General Depreciation System

(a) Classification of property	(b) Month and year placed in service	(c) Basis for depreciation (business/investment use only—see instructions)	(d) Recovery period	(e) Convention	(f) Method	(g) Depreciation deduction
19a 3-year property						
b 5-year property						
c 7-year property						
d 10-year property						
e 15-year property						
f 20-year property						
g 25-year property			25 yrs		S/L	
h Residential rental property			27 5 yrs	MM	S/L	
			27 5 yrs	MM	S/L	
i Nonresidential real property			39 yrs	MM	S/L	
				MM	S/L	

Section C—Assets Placed in Service During 2013 Tax Year Using the Alternative Depreciation System

20a Class life					S/L	
b 12-year			12 yrs		S/L	
c 40-year			40 yrs	MM	S/L	

Part IV Summary (see instructions.)

21	Listed property Enter amount from line 28	21	
22	Total. Add amounts from line 12, lines 14 through 17, lines 19 and 20 in column (g), and line 21 Enter here and on the appropriate lines of your return Partnerships and S corporations—see instructions	22	3,822
23	For assets shown above and placed in service during the current year, enter the portion of the basis attributable to section 263A costs	23	

Part V

Listed Property (Include automobiles, certain other vehicles, certain computers, and property used for entertainment, recreation, or amusement.)
Note: For any vehicle for which you are using the standard mileage rate or deducting lease expense, complete **only** 24a, 24b, columns (a) through (c) of Section A, all of Section B, and Section C if applicable.

Section A—Depreciation and Other Information (Caution: See the instructions for limits for passenger automobiles.)

24a Do you have evidence to support the business/investment use claimed? <input type="checkbox"/> Yes <input type="checkbox"/> No						24b If "Yes," is the evidence written? <input type="checkbox"/> Yes <input type="checkbox"/> No		
(a) Type of property (list vehicles first)	(b) Date placed in service	(c) Business/ investment use percentage	(d) Cost or other basis	(e) Basis for depreciation (business/investment use only)	(f) Recovery period	(g) Method/ Convention	(h) Depreciation/ deduction	(i) Elected section 179 cost
25Special depreciation allowance for qualified listed property placed in service during the tax year and used more than 50% in a qualified business use (see instructions)							25	
26 Property used more than 50% in a qualified business use								
		%						
		%						
		%						
27 Property used 50% or less in a qualified business use								
		%				S/L -		
		%				S/L -		
		%				S/L -		
28 Add amounts in column (h), lines 25 through 27 Enter here and on line 21, page 1						28		
29 Add amounts in column (i), line 26 Enter here and on line 7, page 1							29	

Section B—Information on Use of Vehicles

Complete this section for vehicles used by a sole proprietor, partner, or other "more than 5% owner," or related person
If you provided vehicles to your employees, first answer the questions in Section C to see if you meet an exception to completing this section for those vehicles

30 Total business/investment miles driven during the year (do not include commuting miles)	(a) Vehicle 1		(b) Vehicle 2		(c) Vehicle 3		(d) Vehicle 4		(e) Vehicle 5		(f) Vehicle 6	
31 Total commuting miles driven during the year												
32 Total other personal(noncommuting) miles driven												
33 Total miles driven during the year Add lines 30 through 32												
34 Was the vehicle available for personal use during off-duty hours?	Yes	No	Yes	No	Yes	No	Yes	No	Yes	No	Yes	No
35 Was the vehicle used primarily by a more than 5% owner or related person?												
36 Is another vehicle available for personal use?												

Section C—Questions for Employers Who Provide Vehicles for Use by Their Employees

Answer these questions to determine if you meet an exception to completing Section B for vehicles used by employees who **are not** more than 5% owners or related persons (see instructions)

37 Do you maintain a written policy statement that prohibits all personal use of vehicles, including commuting, by your employees?	Yes	No
38 Do you maintain a written policy statement that prohibits personal use of vehicles, except commuting, by your employees? See the instructions for vehicles used by corporate officers, directors, or 1% or more owners		
39 Do you treat all use of vehicles by employees as personal use?		
40 Do you provide more than five vehicles to your employees, obtain information from your employees about the use of vehicles, and retain the information received?		
41 Do you meet the requirements concerning qualified automobile demonstration use? (See instructions)		
Note: If your answer to 37, 38, 39, 40, or 41 is "Yes," do not complete Section B for the covered vehicles		

Part VI Amortization

(a) Description of costs	(b) Date amortization begins	(c) Amortizable amount	(d) Code section	(e) Amortization period or percentage	(f) Amortization for this year
42 Amortization of costs that begins during your 2013 tax year (see instructions)					
43 Amortization of costs that began before your 2013 tax year				43	
44 Total. Add amounts in column (f) See the instructions for where to report				44	

TY 2013 Accounting Fees Schedule

Name: DOVER FOUNDATION INC

EIN: 56-0769897

Category	Amount	Net Investment Income	Adjusted Net Income	Disbursements for Charitable Purposes
ACCOUNTING FEES	17,905			17,905

TY 2013 Compensation Explanation

Name: DOVER FOUNDATION INC

EIN: 56-0769897

Person Name	Explanation
HOYT BAILEY	
MELANIE ANN KNIGHT	
J LINTON SUTTLE	
KATHLEEN H WILSON	
CYNTHIA B BUCKINGHAM	
HARVEY B HAMRICK JR	

Note: To capture the full content of this document, please select landscape mode (11" x 8.5") when printing.

TY 2013 Depreciation Schedule

Name: DOVER FOUNDATION INC
EIN: 56-0769897

Description of Property	Date Acquired	Cost or Other Basis	Prior Years' Depreciation	Computation Method	Rate / Life (# of years)	Current Year's Depreciation Expense	Net Investment Income	Adjusted Net Income	Cost of Goods Sold Not Included
OFFICE FURNITURE	1987-01-01	2,513	2,513	S/L	10 0000				
TYPEWRITER	1992-08-01	843	843	S/L	10 0000				
COMPUTER DESK	1992-10-01	705	705	S/L	10 0000				
FILE CABINETS	1992-01-01	445	445	S/L	10 0000				
MAIN HOUSE	1991-04-01	84,000	47,075	S/L	40 0000	2,100			
HOUSE	1991-04-01	36,000	20,175	S/L	40 0000	900			
SIDING	1995-12-20	9,175	9,175	S/L	15 0000				
ROOF	1996-05-14	6,690	6,690	S/L	15 0000				
REPLACEMENT WINDOWS	1996-01-09	1,150	1,150	S/L	15 0000				
HEWLETT PACKARD OFFICE JETPRO	1999-06-30	700	700	S/L	5 0000				
LAND	1991-04-01	38,000							
CONFERENCE TABLE/2 CHAIRS	2002-01-10	1,210	1,210	S/L	7 0000				
4-LINE BUSINESS SPEAKER PHONE SYSTEM	2003-05-30	631	631	S/L	5 0000				
PHONE SYSTEM	2005-01-18	952	952	S/L	5 0000				
ELITEBOOK & ACCESSORIES	2013-04-30	2,178	145	S/L	5 0000	436			
42-IN MONITOR	2013-04-30	1,266	84	S/L	5 0000	254			
DOMAIN NAME	2013-04-30	479	16	S/L	10 0000	48			
CONFERENCE ROOM PHONE EQUIP	2013-02-11	419	49	S/L	5 0000	84			

**TY 2013 Investments Corporate
Bonds Schedule**

Name: DOVER FOUNDATION INC
EIN: 56-0769897

Name of Bond	End of Year Book Value	End of Year Fair Market Value
CORPORATE BONDS & BOND FUNDS	2,370,310	2,369,502

**TY 2013 Investments Corporate
Stock Schedule****Name:** DOVER FOUNDATION INC**EIN:** 56-0769897

Name of Stock	End of Year Book Value	End of Year Fair Market Value
STOCKS	6,760,033	7,499,464
MUTUAL, EX TRADED & CLOSED END FUNDS	8,192,634	8,826,311

TY 2013 Investments Government Obligations Schedule

Name: DOVER FOUNDATION INC

EIN: 56-0769897

**US Government Securities - End of
Year Book Value:**

55,828

**US Government Securities - End of
Year Fair Market Value:**

56,692

**State & Local Government
Securities - End of Year Book
Value:**

**State & Local Government
Securities - End of Year Fair
Market Value:**

TY 2013 Investments - Other Schedule

Name: DOVER FOUNDATION INC

EIN: 56-0769897

Category / Item	Listed at Cost or FMV	Book Value	End of Year Fair Market Value
MANAGED FUTURES	AT COST		

TY 2013 Land, Etc. Schedule**Name:** DOVER FOUNDATION INC**EIN:** 56-0769897

Category / Item	Cost / Other Basis	Accumulated Depreciation	Book Value	End of Year Fair Market Value
OFFICE FURNITURE/EQUIPMENT	12,340	9,113	3,227	3,227
BUILDINGS	137,015	87,265	49,750	49,750
LAND	38,000		38,000	38,000

TY 2013 Other Expenses Schedule**Name:** DOVER FOUNDATION INC**EIN:** 56-0769897

Description	Revenue and Expenses per Books	Net Investment Income	Adjusted Net Income	Disbursements for Charitable Purposes
EXPENSES				
OFFICE SUPPLIES/POSTAGE	1,777			
DUES & SUBSCRIPTIONS	725			
MISCELLANEOUS EXPENSE	2,017			1,636
MEETING EXPENSE	1,963			1,498
INSURANCE-D & O	4,713			4,242
SCHOLARSHIP SELECTION COMMITT	1,250			1,250
MEALS & ENTERTAINMENT	192			
BANK CHARGES	147			

TY 2013 Other Income Schedule**Name:** DOVER FOUNDATION INC**EIN:** 56-0769897

Description	Revenue And Expenses Per Books	Net Investment Income	Adjusted Net Income
AMORTIZATION OF BOND PREMIUM	4,394	4,394	
INVESTMENT INCOME-OTHER	14,950	14,950	

TY 2013 Other Increases Schedule

Name: DOVER FOUNDATION INC

EIN: 56-0769897

Description	Amount
ROUNDING	2

TY 2013 Other Liabilities Schedule**Name:** DOVER FOUNDATION INC**EIN:** 56-0769897

Description	Beginning of Year - Book Value	End of Year - Book Value
NC INCOME TAX WITHHELD	184	150
941 TAXES WITHHELD	624	391

TY 2013 Other Professional Fees Schedule

Name: DOVER FOUNDATION INC

EIN: 56-0769897

Category	Amount	Net Investment Income	Adjusted Net Income	Disbursements for Charitable Purposes
OUTSIDE CONTRACT SERVICES	180			
MANAGEMENT FEES-FIFTH THIRD	79,207	79,207		

TY 2013 Taxes Schedule**Name:** DOVER FOUNDATION INC**EIN:** 56-0769897

Category	Amount	Net Investment Income	Adjusted Net Income	Disbursements for Charitable Purposes
OTHER TAXES	37			
EXCISE TAX	10,683			