



See a Social Security Number? Say Something!
Report Privacy Problems to <https://public.resource.org/privacy>
Or call the IRS Identity Theft Hotline at 1-800-908-4490



Form **990-PF**Department of the Treasury
Internal Revenue Service**Return of Private Foundation**

or Section 4947(a)(1) Trust Treated as Private Foundation

▶ Do not enter Social Security numbers on this form as it may be made public.

▶ Information about Form 990-PF and its separate instructions is at www.irs.gov/form990pf

OMB No 1545-0052

2013

Open to Public Inspection

For calendar year 2013 or tax year beginning

08/01, 2013, and ending

07/31, 2014

Name of foundation

SYRACUSE UNIVERSITY ET AL TR P15140000

Number and street (or P O box number if mail is not delivered to street address)

10 S DEARBORN IL1-0117

City or town, state or province, country, and ZIP or foreign postal code

CHICAGO, IL 60603

A Employer identification number

13-6702760

B Telephone number (see instructions)

866-888-5157

C If exemption application is pending, check here ☐D 1 Foreign organizations, check here ☐2 Foreign organizations meeting the 85% test, check here and attach computation ☐E If private foundation status was terminated under section 507(b)(1)(A), check here ☐F If the foundation is in a 60-month termination under section 507(b)(1)(B), check here ☐

G Check all that apply:

☒ Initial return☒

Initial return of a former public charity

☐ Final return☐ Amended return☐ Address change☐ Name change

H Check type of organization:

☒ Section 501(c)(3) exempt private foundation☐ Section 4947(a)(1) nonexempt charitable trust☐ Other taxable private foundation

Fair market value of all assets at end of year (from Part II, col. (c), line 16) ▶ \$ 2,311,035.

J Accounting method: ☒ Cash ☐ Accrual☐ Other (specify) _____

(Part I, column (d) must be on cash basis.)

Part I Analysis of Revenue and Expenses (The total of amounts in columns (b), (c), and (d) may not necessarily equal the amounts in column (a) (see instructions))

	(a) Revenue and expenses per books	(b) Net investment income	(c) Adjusted net income	(d) Disbursements for charitable purposes (cash basis only)
Revenue				
1 Contributions, gifts, grants, etc., received (attach schedule)				
2 Check <input checked="" type="checkbox"/> if the foundation is not required to attach Sch B				
3 Interest on savings and temporary cash investments				
4 Dividends and interest from securities	37,983.	37,640.		STMT 1
5a Gross rents				
b Net rental income or (loss)				
6a Net gain or (loss) from sale of assets not on line 10	116,617.			
b Gross sales price for all assets on line 6a	1,084,788.			
7 Capital gain net income (from Part IV, line 2)		116,617.		
8 Net short-term capital gain				
9 Income modifications				
10a Gross sales less returns and allowances				
b Less Cost of goods sold				
c Gross profit or (loss) (attach schedule)				
11 Other income (attach schedule)				
12 Total Add lines 1 through 11	154,600.	154,257.		
Operating and Administrative Expenses				
13 Compensation of officers, directors, trustees, etc.	2,653.	1,989.		663.
14 Other employee salaries and wages		NONE	NONE	
15 Pension plans, employee benefits		NONE	NONE	
16a Legal fees (attach schedule)				
b Accounting fees (attach schedule)				
c Other professional fees (attach schedule)				
17 Interest				
18 Taxes (attach schedule) (see instructions) STMT. 2	2,917.	917.		
19 Depreciation (attach schedule) and depletion				
20 Occupancy				
21 Travel, conferences, and meetings		NONE	NONE	
22 Printing and publications		NONE	NONE	
23 Other expenses (attach schedule) STMT. 3	250.			250.
24 Total operating and administrative expenses. Add lines 13 through 23	5,820.	2,906.	NONE	913.
25 Contributions, gifts, grants paid	90,769.			90,769.
26 Total expenses and disbursements Add lines 24 and 25	96,589.	2,906.	NONE	91,682.
27 Subtract line 26 from line 12:				
a Excess of revenue over expenses and disbursements	58,011.			
b Net investment income (if negative, enter -0-)		151,351.		
c Adjusted net income (if negative, enter -0-)				

Part II Balance Sheets		Attached schedules and amounts in the description column should be for end-of-year amounts only (See instructions)	Beginning of year	End of year	
			(a) Book Value	(b) Book Value	(c) Fair Market Value
Assets	1	Cash - non-interest-bearing		4,859.	4,859.
	2	Savings and temporary cash investments	82,484.	66,584.	66,584.
	3	Accounts receivable ▶ Less: allowance for doubtful accounts ▶			
	4	Pledges receivable ▶ Less: allowance for doubtful accounts ▶			
	5	Grants receivable			
	6	Receivables due from officers, directors, trustees, and other disqualified persons (attach schedule) (see instructions)			
	7	Other notes and loans receivable (attach schedule) ▶ Less: allowance for doubtful accounts ▶	NONE		
	8	Inventories for sale or use			
	9	Prepaid expenses and deferred charges			
	10 a	Investments - U S and state government obligations (attach schedule), .			
	b	Investments - corporate stock (attach schedule)		1,428,822.	1,779,103.
	c	Investments - corporate bonds (attach schedule),		158,104.	157,631.
	11	Investments - land, buildings, and equipment basis Less: accumulated depreciation (attach schedule) ▶			
	12	Investments - mortgage loans			
	13	Investments - other (attach schedule)	1,817,043.	298,194.	302,858.
	14	Land, buildings, and equipment basis Less: accumulated depreciation (attach schedule) ▶			
15	Other assets (describe ▶)				
16	Total assets (to be completed by all filers - see the instructions Also, see page 1, item I)	1,899,527.	1,956,563.	2,311,035.	
Liabilities	17	Accounts payable and accrued expenses			
	18	Grants payable			
	19	Deferred revenue			
	20	Loans from officers, directors, trustees, and other disqualified persons .			
	21	Mortgages and other notes payable (attach schedule)			
	22	Other liabilities (describe ▶)			
23	Total liabilities (add lines 17 through 22)			NONE	
Net Assets or Fund Balances	Foundations that follow SFAS 117, check here ▶ <input type="checkbox"/> and complete lines 24 through 26 and lines 30 and 31.				
	24	Unrestricted			
	25	Temporarily restricted			
	26	Permanently restricted			
	Foundations that do not follow SFAS 117, . . . ▶ <input checked="" type="checkbox"/> check here and complete lines 27 through 31.				
	27	Capital stock, trust principal, or current funds	1,899,527.	1,956,563.	
	28	Paid-in or capital surplus, or land, bldg, and equipment fund			
	29	Retained earnings, accumulated income, endowment, or other funds . .			
	30	Total net assets or fund balances (see instructions)	1,899,527.	1,956,563.	
	31	Total liabilities and net assets/fund balances (see instructions)	1,899,527.	1,956,563.	

Part III Analysis of Changes in Net Assets or Fund Balances

1	Total net assets or fund balances at beginning of year - Part II, column (a), line 30 (must agree with end-of-year figure reported on prior year's return)	1	1,899,527.
2	Enter amount from Part I, line 27a	2	58,011.
3	Other increases not included in line 2 (itemize) ▶	3	
4	Add lines 1, 2, and 3	4	1,957,538.
5	Decreases not included in line 2 (itemize) ▶ COST BASIS ADJUSTMENT	5	975.
6	Total net assets or fund balances at end of year (line 4 minus line 5) - Part II, column (b), line 30	6	1,956,563.

Form 990-PF (2013)

Part IV Capital Gains and Losses for Tax on Investment Income

(a) List and describe the kind(s) of property sold (e.g., real estate, 2-story brick warehouse; or common stock, 200 shs. MLC Co.)			(b) How acquired P - Purchase D - Donation	(c) Date acquired (mo, day, yr.)	(d) Date sold (mo, day, yr.)
1a PUBLICLY TRADED SECURITIES					
b					
c					
d					
e					
(e) Gross sales price	(f) Depreciation allowed (or allowable)	(g) Cost or other basis plus expense of sale	(h) Gain or (loss) (e) plus (f) minus (g)		
a 1,084,788.		968,171.	116,617.		
b					
c					
d					
e					
Complete only for assets showing gain in column (h) and owned by the foundation on 12/31/69			(i) Gains (Col. (h) gain minus col. (k), but not less than -0-) or Losses (from col. (h))		
(i) FMV as of 12/31/69	(j) Adjusted basis as of 12/31/69	(k) Excess of col. (i) over col. (j), if any			
a			116,617.		
b					
c					
d					
e					
2 Capital gain net income or (net capital loss) { If gain, also enter in Part I, line 7 If (loss), enter -0- in Part I, line 7 }			2	116,617.	
3 Net short-term capital gain or (loss) as defined in sections 1222(5) and (6): If gain, also enter in Part I, line 8, column (c) (see instructions). If (loss), enter -0- in Part I, line 8			3		

Part V Qualification Under Section 4940(e) for Reduced Tax on Net Investment Income

(For optional use by domestic private foundations subject to the section 4940(a) tax on net investment income.)

If section 4940(d)(2) applies, leave this part blank.

Was the foundation liable for the section 4942 tax on the distributable amount of any year in the base period?

☐ Yes ☒ No

If "Yes," the foundation does not qualify under section 4940(e). Do not complete this part.

1 Enter the appropriate amount in each column for each year; see the instructions before making any entries.

(a) Base period years Calendar year (or tax year beginning in)	(b) Adjusted qualifying distributions	(c) Net value of noncharitable-use assets	(d) Distribution ratio (col. (b) divided by col. (c))
2012			
2011			
2010			
2009			
2008			
2 Total of line 1, column (d)			2
3 Average distribution ratio for the 5-year base period - divide the total on line 2 by 5, or by the number of years the foundation has been in existence if less than 5 years			3
4 Enter the net value of noncharitable-use assets for 2013 from Part X, line 5			4
5 Multiply line 4 by line 3			5
6 Enter 1% of net investment income (1% of Part I, line 27b)			6
7 Add lines 5 and 6			7
8 Enter qualifying distributions from Part XII, line 4 If line 8 is equal to or greater than line 7, check the box in Part VI, line 1b, and complete that part using a 1% tax rate. See the Part VI instructions.			8

Part VI Excise Tax Based on Investment Income (Section 4940(a), 4940(b), 4940(e), or 4948 - see instructions)

1a Exempt operating foundations described in section 4940(d)(2), check here <input type="checkbox"/> and enter "N/A" on line 1 Date of ruling or determination letter _____ (attach copy of letter if necessary - see instructions)	1	3,027.
b Domestic foundations that meet the section 4940(e) requirements in Part V, check here <input type="checkbox"/> and enter 1% of Part I, line 27b		
c All other domestic foundations enter 2% of line 27b. Exempt foreign organizations enter 4% of Part I, line 12, col. (b).		
2 Tax under section 511 (domestic section 4947(a)(1) trusts and taxable foundations only Others enter -0-)	2	
3 Add lines 1 and 2	3	3,027.
4 Subtitle A (income) tax (domestic section 4947(a)(1) trusts and taxable foundations only Others enter -0-)	4	NONE
5 Tax based on investment income. Subtract line 4 from line 3. If zero or less, enter -0-	5	3,027.
6 Credits/Payments:		
a 2013 estimated tax payments and 2012 overpayment credited to 2013	6a	2,000.
b Exempt foreign organizations - tax withheld at source	6b	NONE
c Tax paid with application for extension of time to file (Form 8868)	6c	4,100.
d Backup withholding erroneously withheld	6d	
7 Total credits and payments. Add lines 6a through 6d	7	6,100.
8 Enter any penalty for underpayment of estimated tax. Check here <input type="checkbox"/> if Form 2220 is attached	8	42.
9 Tax due. If the total of lines 5 and 8 is more than line 7, enter amount owed	9	
10 Overpayment. If line 7 is more than the total of lines 5 and 8, enter the amount overpaid	10	3,031.
11 Enter the amount of line 10 to be: Credited to 2014 estimated tax <input type="checkbox"/> 3,031. Refunded <input type="checkbox"/> 11	11	

Part VII-A Statements Regarding Activities

	Yes	No
1a During the tax year, did the foundation attempt to influence any national, state, or local legislation or did it participate or intervene in any political campaign?		X
b Did it spend more than \$100 during the year (either directly or indirectly) for political purposes (see Instructions for the definition)? If the answer is "Yes" to 1a or 1b, attach a detailed description of the activities and copies of any materials published or distributed by the foundation in connection with the activities.		X
c Did the foundation file Form 1120-POL for this year?		X
d Enter the amount (if any) of tax on political expenditures (section 4955) imposed during the year: (1) On the foundation <input type="checkbox"/> \$ _____ (2) On foundation managers <input type="checkbox"/> \$ _____		
e Enter the reimbursement (if any) paid by the foundation during the year for political expenditure tax imposed on foundation managers. <input type="checkbox"/> \$ _____		
2 Has the foundation engaged in any activities that have not previously been reported to the IRS? If "Yes," attach a detailed description of the activities.		X
3 Has the foundation made any changes, not previously reported to the IRS, in its governing instrument, articles of incorporation, or bylaws, or other similar instruments? If "Yes," attach a conformed copy of the changes		X
4a Did the foundation have unrelated business gross income of \$1,000 or more during the year?		X
b If "Yes," has it filed a tax return on Form 990-T for this year?		
5 Was there a liquidation, termination, dissolution, or substantial contraction during the year? If "Yes," attach the statement required by General Instruction T		X
6 Are the requirements of section 508(e) (relating to sections 4941 through 4945) satisfied either: • By language in the governing instrument, or • By state legislation that effectively amends the governing instrument so that no mandatory directions that conflict with the state law remain in the governing instrument?	X	
7 Did the foundation have at least \$5,000 in assets at any time during the year? If "Yes," complete Part II, col. (c), and Part XV	X	
8a Enter the states to which the foundation reports or with which it is registered (see instructions) <input type="checkbox"/> <u>NY</u>		
b If the answer is "Yes" to line 7, has the foundation furnished a copy of Form 990-PF to the Attorney General (or designate) of each state as required by General Instruction G? If "No," attach explanation.	X	
9 Is the foundation claiming status as a private operating foundation within the meaning of section 4942(j)(3) or 4942(j)(5) for calendar year 2013 or the taxable year beginning in 2013 (see instructions for Part XIV)? If "Yes," complete Part XIV.		X
10 Did any persons become substantial contributors during the tax year? If "Yes," attach a schedule listing their names and addresses		X

Part VII-A Statements Regarding Activities (continued)

11	At any time during the year, did the foundation, directly or indirectly, own a controlled entity within the meaning of section 512(b)(13)? If "Yes," attach schedule (see instructions).	11		X
12	Did the foundation make a distribution to a donor advised fund over which the foundation or a disqualified person had advisory privileges? If "Yes," attach statement (see instructions).	12		X
13	Did the foundation comply with the public inspection requirements for its annual returns and exemption application?	13	X	
Website address <u>N/A</u>				
14	The books are in care of <u>JPMorgan Chase Bank, NA</u> Telephone no. <u>(866) 888-5157</u> Located at <u>10 S DEARBORN ST. IL1-0117, CHICAGO, IL</u> ZIP+4 <u>60603</u>			
15	Section 4947(a)(1) nonexempt charitable trusts filing Form 990-PF in lieu of Form 1041 - Check here <input type="checkbox"/> and enter the amount of tax-exempt interest received or accrued during the year.	15		
16	At any time during calendar year 2013, did the foundation have an interest in or a signature or other authority over a bank, securities, or other financial account in a foreign country? See the instructions for exceptions and filing requirements for Form TD F 90-22.1. If "Yes," enter the name of the foreign country <u> </u>	16	Yes	No X

Part VII-B Statements Regarding Activities for Which Form 4720 May Be Required

File Form 4720 if any item is checked in the "Yes" column, unless an exception applies.

	Yes	No
1a During the year did the foundation (either directly or indirectly):		
(1) Engage in the sale or exchange, or leasing of property with a disqualified person? <input type="checkbox"/> Yes <input checked="" type="checkbox"/> No		
(2) Borrow money from, lend money to, or otherwise extend credit to (or accept it from) a disqualified person? <input type="checkbox"/> Yes <input checked="" type="checkbox"/> No		
(3) Furnish goods, services, or facilities to (or accept them from) a disqualified person? <input type="checkbox"/> Yes <input checked="" type="checkbox"/> No		
(4) Pay compensation to, or pay or reimburse the expenses of, a disqualified person? <input checked="" type="checkbox"/> Yes <input type="checkbox"/> No		
(5) Transfer any income or assets to a disqualified person (or make any of either available for the benefit or use of a disqualified person)? <input type="checkbox"/> Yes <input checked="" type="checkbox"/> No		
(6) Agree to pay money or property to a government official? (Exception. Check "No" if the foundation agreed to make a grant to or to employ the official for a period after termination of government service, if terminating within 90 days). <input type="checkbox"/> Yes <input checked="" type="checkbox"/> No		
b If any answer is "Yes" to 1a(1)-(6), did any of the acts fail to qualify under the exceptions described in Regulations section 53.4941(d)-3 or in a current notice regarding disaster assistance (see instructions)? <input type="checkbox"/> Organizations relying on a current notice regarding disaster assistance check here <u> </u>	1b	X
c Did the foundation engage in a prior year in any of the acts described in 1a, other than excepted acts, that were not corrected before the first day of the tax year beginning in 2013?	1c	X
2 Taxes on failure to distribute income (section 4942) (does not apply for years the foundation was a private operating foundation defined in section 4942(j)(3) or 4942(j)(5)):		
a At the end of tax year 2013, did the foundation have any undistributed income (lines 6d and 6e, Part XIII) for tax year(s) beginning before 2013? <input type="checkbox"/> Yes <input checked="" type="checkbox"/> No If "Yes," list the years <u> </u>		
b Are there any years listed in 2a for which the foundation is not applying the provisions of section 4942(a)(2) (relating to incorrect valuation of assets) to the year's undistributed income? (If applying section 4942(a)(2) to all years listed, answer "No" and attach statement - see instructions)	2b	X
c If the provisions of section 4942(a)(2) are being applied to any of the years listed in 2a, list the years here. <u> </u>		
3a Did the foundation hold more than a 2% direct or indirect interest in any business enterprise at any time during the year? <input type="checkbox"/> Yes <input checked="" type="checkbox"/> No		
b If "Yes," did it have excess business holdings in 2013 as a result of (1) any purchase by the foundation or disqualified persons after May 26, 1969, (2) the lapse of the 5-year period (or longer period approved by the Commissioner under section 4943(c)(7)) to dispose of holdings acquired by gift or bequest; or (3) the lapse of the 10-, 15-, or 20-year first phase holding period? (Use Schedule C, Form 4720, to determine if the foundation had excess business holdings in 2013)	3b	
4a Did the foundation invest during the year any amount in a manner that would jeopardize its charitable purposes?	4a	X
b Did the foundation make any investment in a prior year (but after December 31, 1969) that could jeopardize its charitable purpose that had not been removed from jeopardy before the first day of the tax year beginning in 2013?	4b	X

Form 990-PF (2013)

Part VII-B Statements Regarding Activities for Which Form 4720 May Be Required (continued)**5a** During the year did the foundation pay or incur any amount to

- (1) Carry on propaganda, or otherwise attempt to influence legislation (section 4945(e))? ☐ Yes ☒ No
- (2) Influence the outcome of any specific public election (see section 4955); or to carry on, directly or indirectly, any voter registration drive? ☐ Yes ☒ No
- (3) Provide a grant to an individual for travel, study, or other similar purposes? ☐ Yes ☒ No
- (4) Provide a grant to an organization other than a charitable, etc., organization described in section 509(a)(1), (2), or (3), or section 4940(d)(2)? (see instructions) ☐ Yes ☒ No
- (5) Provide for any purpose other than religious, charitable, scientific, literary, or educational purposes, or for the prevention of cruelty to children or animals? ☐ Yes ☒ No

b If any answer is "Yes" to 5a(1)-(5), did any of the transactions fail to qualify under the exceptions described in Regulations section 53.4945 or in a current notice regarding disaster assistance (see instructions)? ☐ **5b**Organizations relying on a current notice regarding disaster assistance check here ☐**c** If the answer is "Yes" to question 5a(4), does the foundation claim exemption from the tax because it maintained expenditure responsibility for the grant? ☐ Yes ☐ No

If "Yes," attach the statement required by Regulations section 53.4945-5(d).

6a Did the foundation, during the year, receive any funds, directly or indirectly, to pay premiums on a personal benefit contract? ☐ Yes ☒ No**b** Did the foundation, during the year, pay premiums, directly or indirectly, on a personal benefit contract? ☐ **6b** ☒

If "Yes" to 6b, file Form 8870

7a At any time during the tax year, was the foundation a party to a prohibited tax shelter transaction? ☐ Yes ☒ No**b** If "Yes," did the foundation receive any proceeds or have any net income attributable to the transaction? ☐ **7b****Part VIII Information About Officers, Directors, Trustees, Foundation Managers, Highly Paid Employees, and Contractors****1** List all officers, directors, trustees, foundation managers and their compensation (see instructions).

(a) Name and address	(b) Title, and average hours per week devoted to position	(c) Compensation (If not paid, enter -0-)	(d) Contributions to employee benefit plans and deferred compensation	(e) Expense account, other allowances
JPMORGAN CHASE N.A. 10 S DEARBORN ST: IL1-0117, CHICAGO, IL 60603	TRUSTEE 2	2,653.	-0-	-0-

2 Compensation of five highest-paid employees (other than those included on line 1 - see instructions). If none, enter "NONE."

(a) Name and address of each employee paid more than \$50,000	(b) Title, and average hours per week devoted to position	(c) Compensation	(d) Contributions to employee benefit plans and deferred compensation	(e) Expense account, other allowances
NONE		NONE	NONE	NONE

Total number of other employees paid over \$50,000 ☐ **NONE**

Form 990-PF (2013)

Part VIII Information About Officers, Directors, Trustees, Foundation Managers, Highly Paid Employees, and Contractors (continued)**3 Five highest-paid independent contractors for professional services** (see instructions). If none, enter "NONE."

(a) Name and address of each person paid more than \$50,000	(b) Type of service	(c) Compensation
NONE		NONE
Total number of others receiving over \$50,000 for professional services		NONE

Part IX-A Summary of Direct Charitable Activities

List the foundation's four largest direct charitable activities during the tax year. Include relevant statistical information such as the number of organizations and other beneficiaries served, conferences convened, research papers produced, etc.	Expenses
1 NONE	
2	
3	
4	

Part IX-B Summary of Program-Related Investments (see instructions)

Describe the two largest program-related investments made by the foundation during the tax year on lines 1 and 2	Amount
1 NONE	
2	
All other program-related investments. See instructions.	
3 NONE	
Total. Add lines 1 through 3	

Form 990-PF (2013)

Part X Minimum Investment Return (All domestic foundations must complete this part. Foreign foundations, see instructions.)

1	Fair market value of assets not used (or held for use) directly in carrying out charitable, etc., purposes:		
a	Average monthly fair market value of securities	1a	2,164,783.
b	Average of monthly cash balances	1b	98,362.
c	Fair market value of all other assets (see instructions)	1c	NONE
d	Total (add lines 1a, b, and c)	1d	2,263,145.
e	Reduction claimed for blockage or other factors reported on lines 1a and 1c (attach detailed explanation)	1e	
2	Acquisition indebtedness applicable to line 1 assets	2	NONE
3	Subtract line 2 from line 1d	3	2,263,145.
4	Cash deemed held for charitable activities. Enter 1 1/2% of line 3 (for greater amount, see instructions)	4	33,947.
5	Net value of noncharitable-use assets. Subtract line 4 from line 3. Enter here and on Part V, line 4	5	2,229,198.
6	Minimum investment return. Enter 5% of line 5	6	111,460.

Part XI Distributable Amount (see instructions) (Section 4942(j)(3) and (j)(5) private operating foundations and certain foreign organizations check here ☐ and do not complete this part.)

1	Minimum investment return from Part X, line 6	1	111,460.
2a	Tax on investment income for 2013 from Part VI, line 5	2a	3,027.
b	Income tax for 2013. (This does not include the tax from Part VI.)	2b	
c	Add lines 2a and 2b	2c	3,027.
3	Distributable amount before adjustments. Subtract line 2c from line 1.	3	108,433.
4	Recoveries of amounts treated as qualifying distributions	4	NONE
5	Add lines 3 and 4	5	108,433.
6	Deduction from distributable amount (see instructions)	6	NONE
7	Distributable amount as adjusted. Subtract line 6 from line 5. Enter here and on Part XIII, line 1.	7	108,433.

Part XII Qualifying Distributions (see instructions)

1	Amounts paid (including administrative expenses) to accomplish charitable, etc., purposes:		
a	Expenses, contributions, gifts, etc. - total from Part I, column (d), line 26	1a	91,682.
b	Program-related investments - total from Part IX-B	1b	
2	Amounts paid to acquire assets used (or held for use) directly in carrying out charitable, etc., purposes	2	NONE
3	Amounts set aside for specific charitable projects that satisfy the:		
a	Suitability test (prior IRS approval required)	3a	NONE
b	Cash distribution test (attach the required schedule)	3b	NONE
4	Qualifying distributions. Add lines 1a through 3b. Enter here and on Part V, line 8, and Part XIII, line 4.	4	91,682.
5	Foundations that qualify under section 4940(e) for the reduced rate of tax on net investment income. Enter 1% of Part I, line 27b (see instructions)	5	N/A
6	Adjusted qualifying distributions. Subtract line 5 from line 4	6	91,682.

Note. The amount on line 6 will be used in Part V, column (b), in subsequent years when calculating whether the foundation qualifies for the section 4940(e) reduction of tax in those years.

Part XIII Undistributed Income (see instructions)

	(a) Corpus	(b) Years prior to 2012	(c) 2012	(d) 2013
1 Distributable amount for 2013 from Part XI, line 7				108,433.
2 Undistributed income, if any, as of the end of 2013				
a Enter amount for 2012 only			NONE	
b Total for prior years 20 <u>11</u> , 20 <u> </u> , 20 <u> </u>		NONE		
3 Excess distributions carryover, if any, to 2013:				
a From 2008	NONE			
b From 2009	NONE			
c From 2010	NONE			
d From 2011	NONE			
e From 2012	NONE			
f Total of lines 3a through e	NONE			
4 Qualifying distributions for 2013 from Part XII, line 4: ► \$ <u>91,682.</u>				
a Applied to 2012, but not more than line 2a			NONE	
b Applied to undistributed income of prior years (Election required - see instructions)		NONE		
c Treated as distributions out of corpus (Election required - see instructions)	NONE			
d Applied to 2013 distributable amount				91,682.
e Remaining amount distributed out of corpus	NONE			
5 Excess distributions carryover applied to 2013 . (If an amount appears in column (d), the same amount must be shown in column (a))	NONE			NONE
6 Enter the net total of each column as indicated below:				
a Corpus Add lines 3f, 4c, and 4e Subtract line 5	NONE			
b Prior years' undistributed income Subtract line 4b from line 2b		NONE		
c Enter the amount of prior years' undistributed income for which a notice of deficiency has been issued, or on which the section 4942(a) tax has been previously assessed		NONE		
d Subtract line 6c from line 6b Taxable amount - see instructions		NONE		
e Undistributed income for 2012 Subtract line 4a from line 2a. Taxable amount - see instructions			NONE	
f Undistributed income for 2013 Subtract lines 4d and 5 from line 1 This amount must be distributed in 2014				16,751.
7 Amounts treated as distributions out of corpus to satisfy requirements imposed by section 170(b)(1)(F) or 4942(g)(3) (see instructions)	NONE			
8 Excess distributions carryover from 2008 not applied on line 5 or line 7 (see instructions)	NONE			
9 Excess distributions carryover to 2014. Subtract lines 7 and 8 from line 6a	NONE			
10 Analysis of line 9				
a Excess from 2009	NONE			
b Excess from 2010	NONE			
c Excess from 2011	NONE			
d Excess from 2012	NONE			
e Excess from 2013	NONE			

Part XIV Private Operating Foundations (see instructions and Part VII-A, question 9)

NOT APPLICABLE

1a If the foundation has received a ruling or determination letter that it is a private operating foundation, and the ruling is effective for 2013, enter the date of the ruling

b Check box to indicate whether the foundation is a private operating foundation described in section

4942(j)(3) or

4942(j)(5)

2a Enter the lesser of the adjusted net income from Part I or the minimum investment return from Part X for each year listed

Tax year	Prior 3 years				(e) Total
	(a) 2013	(b) 2012	(c) 2011	(d) 2010	
b 85% of line 2a					
c Qualifying distributions from Part XII, line 4 for each year listed					
d Amounts included in line 2c not used directly for active conduct of exempt activities					
e Qualifying distributions made directly for active conduct of exempt activities. Subtract line 2d from line 2c					
3 Complete 3a, b, or c for the alternative test relied upon					
a "Assets" alternative test - enter					
(1) Value of all assets					
(2) Value of assets qualifying under section 4942(j)(3)(B)(i).					
b "Endowment" alternative test - enter 2/3 of minimum investment return shown in Part X, line 6 for each year listed					
c "Support" alternative test - enter					
(1) Total support other than gross investment income (interest, dividends, rents, payments on securities loans (section 512(a)(5)), or royalties).					
(2) Support from general public and 5 or more exempt organizations as provided in section 4942(j)(3)(B)(iii).					
(3) Largest amount of support from an exempt organization.					
(4) Gross investment income					

Part XV Supplementary Information (Complete this part only if the foundation had \$5,000 or more in assets at any time during the year - see instructions.)**1 Information Regarding Foundation Managers:**

a List any managers of the foundation who have contributed more than 2% of the total contributions received by the foundation before the close of any tax year (but only if they have contributed more than \$5,000). (See section 507(d)(2).)

N/A

b List any managers of the foundation who own 10% or more of the stock of a corporation (or an equally large portion of the ownership of a partnership or other entity) of which the foundation has a 10% or greater interest.

N/A

2 Information Regarding Contribution, Grant, Gift, Loan, Scholarship, etc., Programs:

Check here ☒ if the foundation only makes contributions to preselected charitable organizations and does not accept unsolicited requests for funds. If the foundation makes gifts, grants, etc. (see instructions) to individuals or organizations under other conditions, complete items 2a, b, c, and d.

a The name, address, and telephone number or e-mail address of the person to whom applications should be addressed:

b The form in which applications should be submitted and information and materials they should include:

c Any submission deadlines:

d Any restrictions or limitations on awards, such as by geographical areas, charitable fields, kinds of institutions, or other factors.

Part XV Supplementary Information (continued)**3 Grants and Contributions Paid During the Year or Approved for Future Payment**

Recipient Name and address (home or business)	If recipient is an individual, show any relationship to any foundation manager or substantial contributor	Foundation status of recipient	Purpose of grant or contribution	Amount
a Paid during the year				
AMERICAN GEOGRAPHICAL SOCIETY 32 COURT STREET Brooklyn NY 11201	NONE	PC	GENERAL	22,693.
NATIONAL ACADEMY OF DESIGN 1083 FIFTH AVENUE NEW YORK NY 10128	NONE	PC	GENERAL	45,383.
SYRACUSE UNIVERSITY 621 SKYTOP ROAD SUITE 122 Syracuse NY 13244	NONE	PC	GENERAL	22,693.
Total			3a	90,769.
b Approved for future payment				
Total			3b	

Enter gross amounts unless otherwise indicated.

(See worksheet in line 13 instructions to verify calculations)

Line No.	Explain below how each activity for which income is reported in column (e) of Part XVI-A contributed importantly to the accomplishment of the foundation's exempt purposes (other than by providing funds for such purposes). (See instructions.)
1	
2	
3	
4	
5	
6	
7	
8	
9	
10	
11	
12	
13	
14	
15	
16	
17	
18	
19	
20	
21	
22	
23	
24	
25	
26	
27	
28	
29	
30	
31	
32	
33	
34	
35	
36	
37	
38	
39	
40	
41	
42	
43	
44	
45	
46	
47	
48	
49	
50	
51	
52	
53	
54	
55	
56	
57	
58	
59	
60	
61	
62	
63	
64	
65	
66	
67	
68	
69	
70	
71	
72	
73	
74	
75	
76	
77	
78	
79	
80	
81	
82	
83	
84	
85	
86	
87	
88	
89	
90	
91	
92	
93	
94	
95	
96	
97	
98	
99	
100	

NOT APPLICABLE

FORM 990PF, PART I - DIVIDENDS AND INTEREST FROM SECURITIES
=====

DESCRIPTION -----	REVENUE AND EXPENSES PER BOOKS -----	NET INVESTMENT INCOME -----
DIVIDEND AND INTEREST	37,983.	37,640.
	-----	-----
TOTAL	37,983.	37,640.
	=====	=====

FORM 990PF, PART I - TAXES

=====

DESCRIPTION	REVENUE AND EXPENSES PER BOOKS	NET INVESTMENT INCOME
FEDERAL ESTIMATES - INCOME	2,000.	
FOREIGN TAXES ON QUALIFIED FOR	793.	793.
FOREIGN TAXES ON NONQUALIFIED	124.	124.
	-----	-----
TOTALS	2,917.	917.
	=====	=====

FORM 990PF, PART I - OTHER EXPENSES

=====

DESCRIPTION	REVENUE AND EXPENSES PER BOOKS	CHARITABLE PURPOSES
-----	-----	-----

ATTORNEY GENERAL FEE

250.

250.

TOTALS

250.

250.



SYRACUSE UNIVERSITY ET AL IR ACCT: PT15140000
As of 7/31/14

J.P. Morgan Chase Bank, N.A.
270 Park Avenue, New York, NY 10017-2014

Fiduciary Account

J.P. Morgan Team		Table of Contents	Page
Julia Fowler	Banker	Account Summary	2
Wilbroda Wilson	T & E Officer	Holdings	
Linda Acevedo	T & E Administrator	Equity	4
Robert Ritrovato	Client Service Team	Alternative Assets	9
Azeem Gopalani	Client Service Team	Cash & Fixed Income	12
Stacey Treon	Client Service Team		
Ryan Mariano	Client Service Team		
Online access	www.jp.morganonline.com		



Please see disclosures located at the end of this statement package for important information relating to each J P Morgan account(s).

12040730180310000278
12140730030010000278



SYRACUSE UNIVERSITY ET AL TR ACCT: P15140000
As of 7/31/14

Account Summary

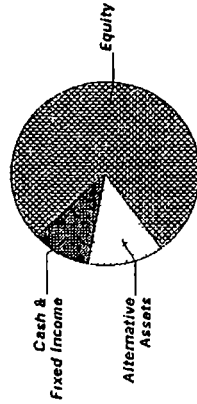
PRINCIPAL

Asset Allocation	Beginning Market Value	Ending Market Value	Change In Value	Estimated Annual Income	Current Allocation
Equity	1,476,544.25	1,779,103.17	302,558.92	24,370.22	77%
Alternative Assets	357,748.32	302,857.61	(54,890.71)	1,715.56	13%
Cash & Fixed Income	339,710.91	224,214.05	(115,496.86)	4,440.42	10%
Market Value	\$2,174,003.48	\$2,306,174.83	\$132,171.35	\$30,526.20	100%

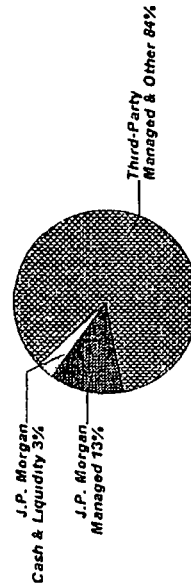
INCOME

Cash Position	Beginning Market Value	Ending Market Value	Change In Value
Cash Balance	2,507.09	4,859.45	2,352.36
Accruals	436.55	113.12	(323.43)
Market Value	\$2,943.64	\$4,972.57	\$2,028.93


Asset Allocation



Manager Allocation *



* J.P. Morgan Managed includes (to the extent permitted under applicable law) mutual funds, other registered funds and hedge funds managed by J.P. Morgan and structured products issued by J.P. Morgan. J.P. Morgan Cash & Liquidity Funds includes cash, J.P. Morgan deposit sweeps and J.P. Morgan money market mutual funds. Third-Party Managed & Other includes mutual funds, exchange traded funds, hedge funds, and separately managed accounts managed by parties other than J.P. Morgan, structured products and exchange traded notes issued by parties other than J.P. Morgan, and other investments not managed or issued by J.P. Morgan. See important information about investment principles and conflicts in the disclosures section.



12040730180310000279
12140730030010000279

Account Summary CONTINUED

Cost Summary	Cost
Equity	1,428,822.00
Cash & Fixed Income	224,687.88
Total	\$1,653,509.88

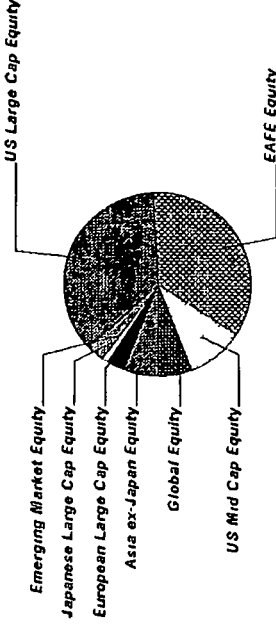
JP.Morgan



SYRACUSE UNIVERSITY ET AL TR ACCT P15140000
As of 7/31/14

Equity Summary

Asset Categories	Beginning Market Value	Ending Market Value	Change In Value	Current Allocation
US Large Cap Equity	587,828.52	672,576.78	84,748.26	28%
US Mid Cap Equity	175,095.08	184,492.70	9,397.62	8%
US Small Cap Equity	62,193.00	0.00	(62,193.00)	
EAFE Equity	325,138.00	612,338.47	287,200.47	27%
European Large Cap Equity	22,023.60	44,109.84	22,086.24	2%
Japanese Large Cap Equity	0.00	24,088.43	24,088.43	1%
Asia ex-Japan Equity	150,013.32	104,695.06	(45,318.26)	5%
Emerging Market Equity	87,240.12	18,628.76	(68,611.36)	1%
Global Equity	67,012.61	118,173.13	51,160.52	5%
Total Value	\$1,476,544.25	\$1,779,103.17	\$302,558.92	77%



Equity as a percentage of your portfolio - 77 %

Market Value/Cost

Market Value/Cost	Current Period Value
Market Value	1,779,103.17
Tax Cost	1,428,822.00
Unrealized Gain/Loss	350,281.17
Estimated Annual Income	24,370.22
Yield	1.36%

J.P.Morgan



SYRACUSE UNIVERSITY ET AL TR ACCT. P15140000
As of 7/31/14



12040730180310000280
12140730030010000280

Equity Detail

	Price	Quantity	Value	Adjusted Tax Cost Original Cost	Unrealized Gain/Loss	Est. Annual Inc. Accrued Div	Yield
US Large Cap Equity							
BARC REN SPX 09/04/14	115.10	30,000 000	34,530 00	29,700 00	4,830 00		
2 XLEV-7 85%CAP- 15.70% MAXPYMT INITIAL LEVEL-08/16/13 SPX 1655 83 06741T-D4-6							
BBH CORE SELECT FUND-N	22.03	4,482 965	98,759 72	75,000 00	23,759 72	461 74	0 47 %
05528X-60-4 BBTE X							
CS CYCLICAL SECT REL PERF NT 2/25/15	106.15	20,000 000	21,229 40	19,800 00	1,429 40		
1 09 XLEV BASKET UPSIDE- UNCAPPED 1.1 SPX DOWNSIDE 2/7/14 SPX:1797 02 BSKT:IXM 212 50 IX1 504 93 IXT 351 01 22547Q-HK-5							
FMI LARGE CAP FUND	22 21	2,691 613	59,780 72	38,839 98	20,940 74	476 41	0 80 %
LARGE CAP FD 302933-20-5 FMIH X							
NEUBERGER BER MU/C OPP-INS	15.69	6,297 275	98,804 24	83,187 00	15,617 24	680 10	0 69 %
64122Q-30-9 NMUL X							
PARNASSUS EQTY INCOME FD-INS	38 50	2,907 307	111,931 32	80,300 00	31,631 32	1,599 01	1 43 %
701769-40-8 PRIL X							
SPDR S&P 500 ETF TRUST	193 09	1,282 000	247,541 38	196,677 29	50,864 09	4,588 27	1 85 %
78462F-10-3 SPY							
Total US Large Cap Equity			\$672,576.78	\$523,504.27	\$149,072.51	\$7,805.53	1.16 %



SYRACUSE UNIVERSITY ET AL TR ACCT: P15140000

As of 7/31/14

	Price	Quantity	Value	Adjusted Tax Cost Original Cost	Unrealized Gain/Loss	Est. Annual Inc. Accrued Div	Yield
US Mid Cap Equity							
AMG FDS	18 64	3,440,936	64,139 05	41,487 15	22,651 90		
TMSQ MDC GW INST 00170K-74-5 TMDI X							
ISHARES CORE S&P MID-CAP ETF 464287-50-7 IJH	136 76	503 000	68,790 28	36,854 81	31,935 47	886 28	1 29%
JPM MKT EXP ENH INDEX FD - SEL FUND 3708	13 33	3,868 220	51,563 37	33,962 97	17,600 40	750 43	1 46%
4812C1-63-7 PGMI X							
Total US Mid Cap Equity			\$184,492.70	\$112,304.93	\$72,187.77	\$1,636.71	0.89%
EAFE Equity							
ARTISAN INTL VALUE FUND-INV 04314H-88-1 ARTK X	37 89	1,320 108	50,018.89	34,175 00	15,843.89	1,218.45	2 44%
CAPITAL PRIVATE CLIENT SVCS CAP NON US EQ 14042Y-60-1 CNUS X	11.91	7,175 623	85,461 67	85,314.90	146 77	645 80	0 76%
CS LEV CONT BUFF EQ MXEA 9/4/14 90% CONTIN BARRIER- 8%CAP 2X LEV - 16 % MAXPYMT INITIAL LEVEL-08/16/13 MXEA 1765 470 22547Q-7K-6	113 16	25,000 000	28,289 93	24,750 00	3,539 93		
DODGE & COX INTL STOCK FUND 256206-10-3 DODF X	46 00	2,918 246	134,239 32	85,689 13	48,550 19	2,028 18	1 51%
ISHARES MSCI EAFE INDEX FUND 464287-46-5 EFA	66 59	1,663,000	110,739 17	110,127 01	612 16	3,705 16	3.35%

J.P.Morgan



SYRACUSE UNIVERSITY ET AL TR ACCT. PT5140000

As of 7/31/14

EAFE Equity

	Price	Quantity	Value	Adjusted Tax Cost Original Cost	Unrealized Gain/Loss	Est. Annual Inc Accrued Div.	Yield
MANNING & NAPIER WORLD OPPOR 563821-54-5 EXWA X	9 16	10,148 871	92,963 66	79,679.00	13,284.66	1,045.33	1 12%
OAKMARK INTERNATIONAL FD-I 413838-20-2 OAKI X	26 08	4,241 788	110,625.83	106,808.21	3,817 62	1,849 41	1 67%
Total EAFE Equity			\$612,338.47	\$526,543.25	\$85,795.22	\$10,492.33	1.71 %

European Large Cap Equity

VANGUARD FTSE EUROPE ETF 922042-87-4 VGK	57 36	769 000	44,109 84	44,154 41	(44 57)	1,771 00	4.01%
---	-------	---------	-----------	-----------	---------	----------	-------

Japanese Large Cap Equity

BROWN ADV JAPAN ALPHA OPP-IS 115233-57-9 BAFJ X	10 53	2,287 600	24,088 43	22,876 00	1,212 43		
--	-------	-----------	-----------	-----------	----------	--	--

Asia ex-Japan Equity

MATTHEWS PACIFIC TIGER FD-IS 577130-83-4 MIPT X	28 42	2,609 087	74,150 25	58,000 00	16,150 25	524 42	0 71%
T ROWE PRICE NEW ASIA 77956H-50-0 PRAS X	17.91	1,705 461	30,544.81	22,965 56	7,579.25	255 81	0 84%
Total Asia ex-Japan Equity			\$104,695.06	\$80,965.56	\$23,729.50	\$780.23	0.75%

J.P.Morgan



SYRACUSE UNIVERSITY ET AL TR ACCT. P15140000
As of 7/31/14

		Price	Quantity	Value	Adjusted Tax Cost Original Cost	Unrealized Gain/Loss	Est Annual Inc Accrued Div.	Yield
Emerging Market Equity								
JPM CHINA REGION FD - SEL FUND 3810 4812A3-52-8 JCHS X	22 50	827 945	18,628 76	15,110 00	3,518 76	348 56	1 87 %	
Global Equity								
JPM GLBL RES ENH INDEX FD - SEL FUND 3457 46637K-51-3 JEIT X	18 62	6,346 570	118,173 13	103,363 58	14,809 55	1,535 86	1 30 %	



STRACUSE UNIVERSITY ET AL TR ACCT: PT5140000


As of 7/31/14



12040730180310000282
12140730030010000282

Alternative Assets Summary

Asset Categories	Beginning Estimated Value	Ending Estimated Value	Change In Value	Current Allocation
Hedge Funds	233,491.97	234,061.19	569.22	10%
Real Estate & Infrastructure	40,904.44	0.00	(40,904.44)	
Hard Assets	83,351.91	68,796.42	(14,555.49)	3%
Total Value	\$357,748.32	\$302,857.61	(\$54,890.71)	13%



Alternative Assets as a percentage of your portfolio - 13 %

Alternative Assets Detail

	Price	Quantity	Estimated Value	Cost
Hedge Funds				
EQUINOX FDS TR	9.84	4,341.313	42,718.52	44,976.00
EQNX CB STGY I				
29446A-81-9 EBSI X				
GATEWAY FUND-Y				
367829-88-4 GTEY X	29.25	1,575.074	46,070.91	45,424.23

J.P.Morgan

	Price	Quantity	Estimated Value	Cost
Hedge Funds				
GOTHAM ABSOLUTE RETURN FUND 360873-13-7 GARI X	13 55	3,481 115	47,169 11	44,976 00
INV BALANCED-RISK ALLOC-Y 00141V-69-7 ABRV X	12 60	2,177 504	27,436 55	26,640 63
PIMCO UNCONSTRAINED BOND-P 72201M-45-3 PUCP X	11 25	6,281 431	70,666.10	70,802 36
Total Hedge Funds			\$234,061.19	\$232,819.22

	Price	Quantity	Estimated Value	Cost	Est Annual Income Accrued Income
Hard Assets					
BARC BEN BRENT 09/29/14 LNKD TO CO1 85% BARRIER- 5 47%CPN 15%CAP INITIAL LEVEL-09/13/13 112 63 06741T-K8-9	104 88	10,000 000	10,488 00	9,900 00	
BARC BREN PLDMLNPM 2/17/15 10% BUFFER-1 21%XLEV 12 10%MAX-10%CAP PLDMLNPM 726 20 06741T-4X-2	109 12	12,000 000	13,094.40	11,880 00	



SYRACUSE UNIVERSITY ET AL TR ACCT P15140000

As of 7/31/14



12040730180310000283
12140730030010000283

	Price	Quantity	Estimated Value	Cost	Est Annual Income	
					Accrued	Income
Hard Assets						
DB MARKET PLUS WTI 07/21/15	99.25	12,000 000	11,910.00	11,856 00		
79 9% BARRIER- 6 5%CPN						
INITIAL LEVEL 05/23/14 CL1: 104 35						
25152R-KH-5						
PIMCO COMMODITYPL STRAT-P	11.00	3,027 638	33,304 02	31,739 25		375 42
72201P-16-7 PCLP X						
Total Hard Assets			\$68,796.42	\$65,375.25		\$375.42

J.P.Morgan

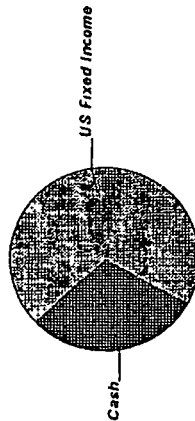


SYRACUSE UNIVERSITY ET AL TR ACCT: P15140000
As of 7/31/14

Cash & Fixed Income Summary

Asset Categories	Beginning Market Value	Ending Market Value	Change In Value	Current Allocation
Cash	79,976 60	66,583 54	(13,393 06)	3%
US Fixed Income	225,620 57	157,630 51	(67,990 06)	7%
Complementary Structured Strategies	13,981 50	0 00	(13,981 50)	
Foreign Exchange & Non-USD Fixed Income	20,132 24	0 00	(20,132 24)	
Total Value	\$339,710.91	\$224,214.05	(\$115,496.86)	10%

Market Value/Cost	Current Period Value
Market Value	224,214 05
Tax Cost	224,687 88
Unrealized Gain/Loss	(473.83)
Estimated Annual Income	4,440 42
Accrued Interest	113 12
Yield	1 98%



Cash & Fixed Income as a percentage of your portfolio - 10 %

SUMMARY BY MATURITY

Cash & Fixed Income	Market Value	% of Bond Portfolio
0-6 months ¹	66,583 54	29%
6-12 months ¹	157,630 51	71%
Total Value	\$224,214.05	100%

¹ The years indicate the number of years until the bond is scheduled to mature based on the statement end date. Some bonds may be called, or paid in full, before their stated maturity.

SUMMARY BY TYPE

Cash & Fixed Income	Market Value	% of Bond Portfolio
Cash	66,583 54	29%
Mutual Funds	157,630 51	71%
Total Value	\$224,214.05	100%

J.P.Morgan

Note ¹ This is the Annual Percentage Yield (APY) which is the rate earned if balances remain on deposit for a full year with compounding, there is no change in the interest rate and all interest is left in the account

Cash & Fixed Income Detail

	Price	Quantity	Value	Adjusted Tax Cost		Unrealized Gain/Loss	Est Annual Income		Yield
				Original Cost			Accrued Interest		
Cash									
US DOLLAR PRINCIPAL	1 00	66,583 54	66,583 54	66,583 54			19 97 1 86		0 03% ¹
US Fixed Income									
JPM STRAT INC OPP FD - SEL FUND 3844 4812A4-35-1	11 86	3,770 31	44,715 88	44,712 68		3 20	1,172 56 49 01		2 62%
JPM SHORT DURATION BD FD - SEL FUND 3133 4812C1-33-0	10 89	6,224 53	67,785 16	67,785 16			933 67 62 25		1 38%
DOUBLELINE TOTAL RET BD-I 258620-10-3	10 94	4,125 18	45,129 47	45,606 50		(477 03)	2,314 22		5 13%
Total US Fixed Income			\$157,630.51	\$158,104.34		(\$473.83)	\$4,420.45 \$111 26		2.81%

12040730180310000284
12140730030010000284