



See a Social Security Number? Say Something!  
Report Privacy Problems to <https://public.resource.org/privacy>  
Or call the IRS Identity Theft Hotline at 1-800-908-4490





Part III

Statement of Program Service Accomplishments

Check if Schedule O contains a response or note to any line in this Part III

1

Briefly describe the organization's mission

CIVIC SERVICE ORGANIZATION AFFILIATED WITH SERTOMA INTERNATIONAL

2

Did the organization undertake any significant program services during the year which were not listed on the prior Form 990 or 990-EZ?

YesNo

If "Yes," describe these new services on Schedule O

3

Did the organization cease conducting, or make significant changes in how it conducts, any program services?

YesNo

If "Yes," describe these changes on Schedule O

4

Describe the organization's program service accomplishments for each of its three largest program services, as measured by expenses Section 501(c)(3) and 501(c)(4) organizations are required to report the amount of grants and allocations to others, the total expenses, and revenue, if any, for each program service reported

4a

(Code ) (Expenses \$ 56,475 including grants of \$ ) (Revenue \$ )

Roswell Sertoma Charities Speech & Hearing, Scholarships, Youth Activities and Education, Direct support to Individuals

4b

(Code ) (Expenses \$ 46,657 including grants of \$ ) (Revenue \$ )

FURTHERING LOCAL AND NATIONAL SPONSORSHIPS INCLUDING SPEECH AND HEARING, CIVIC LEADERSHIP, DRUG PREVENTION PROGRAMS, YOUTH PROGRAMS AND GENERAL SERVICE TO MANKIND

4c

(Code ) (Expenses \$ including grants of \$ ) (Revenue \$ )

4d

Other program services (Describe in Schedule O )















(Expenses \$ including grants of \$ ) (Revenue \$ )

4e

Total program service expenses 103,132

Part IV

Checklist of Required Schedules

	Yes	No
1 Is the organization described in section 501(c)(3) or 4947(a)(1) (other than a private foundation)? If "Yes," complete Schedule A 	1 Yes	
2 Is the organization required to complete Schedule B, Schedule of Contributors (see instructions)?	2	No
3 Did the organization engage in direct or indirect political campaign activities on behalf of or in opposition to candidates for public office? If "Yes," complete Schedule C, Part I	3	No
4 <b>Section 501(c)(3) organizations.</b> Did the organization engage in lobbying activities, or have a section 501(h) election in effect during the tax year? If "Yes," complete Schedule C, Part II	4	No
5 Is the organization a section 501(c)(4), 501(c)(5), or 501(c)(6) organization that receives membership dues, assessments, or similar amounts as defined in Revenue Procedure 98-19? If "Yes," complete Schedule C, Part III	5	No
6 Did the organization maintain any donor advised funds or any similar funds or accounts for which donors have the right to provide advice on the distribution or investment of amounts in such funds or accounts? If "Yes," complete Schedule D, Part I 	6	No
7 Did the organization receive or hold a conservation easement, including easements to preserve open space, the environment, historic land areas, or historic structures? If "Yes," complete Schedule D, Part II 	7	No
8 Did the organization maintain collections of works of art, historical treasures, or other similar assets? If "Yes," complete Schedule D, Part III 	8	No
9 Did the organization report an amount in Part X, line 21 for escrow or custodial account liability, serve as a custodian for amounts not listed in Part X, or provide credit counseling, debt management, credit repair, or debt negotiation services? If "Yes," complete Schedule D, Part IV 	9	No
10 Did the organization, directly or through a related organization, hold assets in temporarily restricted endowments, permanent endowments, or quasi-endowments? If "Yes," complete Schedule D, Part V 	10	No
11 If the organization's answer to any of the following questions is "Yes," then complete Schedule D, Parts VI, VII, VIII, IX, or X as applicable		
a Did the organization report an amount for land, buildings, and equipment in Part X, line 10? If "Yes," complete Schedule D, Part VI 	11a Yes	
b Did the organization report an amount for investments—other securities in Part X, line 12 that is 5% or more of its total assets reported in Part X, line 16? If "Yes," complete Schedule D, Part VII 	11b Yes	
c Did the organization report an amount for investments—program related in Part X, line 13 that is 5% or more of its total assets reported in Part X, line 16? If "Yes," complete Schedule D, Part VIII 	11c	No
d Did the organization report an amount for other assets in Part X, line 15 that is 5% or more of its total assets reported in Part X, line 16? If "Yes," complete Schedule D, Part IX 	11d	No
e Did the organization report an amount for other liabilities in Part X, line 25? If "Yes," complete Schedule D, Part X 	11e Yes	
f Did the organization's separate or consolidated financial statements for the tax year include a footnote that addresses the organization's liability for uncertain tax positions under FIN 48 (ASC 740)? If "Yes," complete Schedule D, Part X 	11f	No
12a Did the organization obtain separate, independent audited financial statements for the tax year? If "Yes," complete Schedule D, Parts XI and XII 	12a	No
b Was the organization included in consolidated, independent audited financial statements for the tax year? If "Yes," and if the organization answered "No" to line 12a, then completing Schedule D, Parts XI and XII is optional 	12b	No
13 Is the organization a school described in section 170(b)(1)(A)(ii)? If "Yes," complete Schedule E	13	No
14a Did the organization maintain an office, employees, or agents outside of the United States?	14a	No
b Did the organization have aggregate revenues or expenses of more than \$10,000 from grantmaking, fundraising, business, investment, and program service activities outside the United States, or aggregate foreign investments valued at \$100,000 or more? If "Yes," complete Schedule F, Parts I and IV	14b	No
15 Did the organization report on Part IX, column (A), line 3, more than \$5,000 of grants or other assistance to or for any foreign organization? If "Yes," complete Schedule F, Parts II and IV	15	No
16 Did the organization report on Part IX, column (A), line 3, more than \$5,000 of aggregate grants or other assistance to or for foreign individuals? If "Yes," complete Schedule F, Parts III and IV	16	No
17 Did the organization report a total of more than \$15,000 of expenses for professional fundraising services on Part IX, column (A), lines 6 and 11e? If "Yes," complete Schedule G, Part I (see instructions)	17	No
18 Did the organization report more than \$15,000 total of fundraising event gross income and contributions on Part VIII, lines 1c and 8a? If "Yes," complete Schedule G, Part II	18	No
19 Did the organization report more than \$15,000 of gross income from gaming activities on Part VIII, line 9a? If "Yes," complete Schedule G, Part III	19	No
20a Did the organization operate one or more hospital facilities? If "Yes," complete Schedule H	20a	No
b If "Yes" to line 20a, did the organization attach a copy of its audited financial statements to this return?	20b	

Part IV

Checklist of Required Schedules (continued)

21	Did the organization report more than \$5,000 of grants or other assistance to any domestic organization or government on Part IX, column (A), line 1? <i>If "Yes," complete Schedule I, Parts I and II</i> . . . . .	21		No
22	Did the organization report more than \$5,000 of grants or other assistance to individuals in the United States on Part IX, column (A), line 2? <i>If "Yes," complete Schedule I, Parts I and III</i> . . . . .	22	Yes	
23	Did the organization answer "Yes" to Part VII, Section A, line 3, 4, or 5 about compensation of the organization's current and former officers, directors, trustees, key employees, and highest compensated employees? <i>If "Yes," complete Schedule J</i> . . . . .	23		No
24a	Did the organization have a tax-exempt bond issue with an outstanding principal amount of more than \$100,000 as of the last day of the year, that was issued after December 31, 2002? <i>If "Yes," answer lines 24b through 24d and complete Schedule K. If "No," go to line 25a</i> . . . . .	24a		No
b	Did the organization invest any proceeds of tax-exempt bonds beyond a temporary period exception? . . . .	24b		No
c	Did the organization maintain an escrow account other than a refunding escrow at any time during the year to defease any tax-exempt bonds? . . . . .	24c		No
d	Did the organization act as an "on behalf of" issuer for bonds outstanding at any time during the year? . . . .	24d		No
25a	<b>Section 501(c)(3) and 501(c)(4) organizations.</b> Did the organization engage in an excess benefit transaction with a disqualified person during the year? <i>If "Yes," complete Schedule L, Part I</i> . . . . .	25a		No
b	Is the organization aware that it engaged in an excess benefit transaction with a disqualified person in a prior year, and that the transaction has not been reported on any of the organization's prior Forms 990 or 990-EZ? <i>If "Yes," complete Schedule L, Part I</i> . . . . .	25b		No
26	Did the organization report any amount on Part X, line 5, 6, or 22 for receivables from or payables to any current or former officers, directors, trustees, key employees, highest compensated employees, or disqualified persons? <i>If so, complete Schedule L, Part II</i> . . . . .	26		No
27	Did the organization provide a grant or other assistance to an officer, director, trustee, key employee, substantial contributor or employee thereof, a grant selection committee member, or to a 35% controlled entity or family member of any of these persons? <i>If "Yes," complete Schedule L, Part III</i> . . . . .	27		No
28	Was the organization a party to a business transaction with one of the following parties (see Schedule L, Part IV instructions for applicable filing thresholds, conditions, and exceptions)			
a	A current or former officer, director, trustee, or key employee? <i>If "Yes," complete Schedule L, Part IV</i> . . . . .	28a		No
b	A family member of a current or former officer, director, trustee, or key employee? <i>If "Yes," complete Schedule L, Part IV</i> . . . . .	28b		No
c	An entity of which a current or former officer, director, trustee, or key employee (or a family member thereof) was an officer, director, trustee, or direct or indirect owner? <i>If "Yes," complete Schedule L, Part IV</i> . . . . .	28c		No
29	Did the organization receive more than \$25,000 in non-cash contributions? <i>If "Yes," complete Schedule M</i> . . . .	29		No
30	Did the organization receive contributions of art, historical treasures, or other similar assets, or qualified conservation contributions? <i>If "Yes," complete Schedule M</i> . . . . .	30		No
31	Did the organization liquidate, terminate, or dissolve and cease operations? <i>If "Yes," complete Schedule N, Part I</i> . . . . .	31		No
32	Did the organization sell, exchange, dispose of, or transfer more than 25% of its net assets? <i>If "Yes," complete Schedule N, Part II</i> . . . . .	32		No
33	Did the organization own 100% of an entity disregarded as separate from the organization under Regulations sections 301.7701-2 and 301.7701-3? <i>If "Yes," complete Schedule R, Part I</i> . . . . .	33		No
34	Was the organization related to any tax-exempt or taxable entity? <i>If "Yes," complete Schedule R, Part II, III, or IV, and Part V, line 1</i> . . . . .	34		No
35a	Did the organization have a controlled entity within the meaning of section 512(b)(13)?	35a		No
b	If "Yes" to line 35a, did the organization receive any payment from or engage in any transaction with a controlled entity within the meaning of section 512(b)(13)? <i>If "Yes," complete Schedule R, Part V, line 2</i> . . . .	35b		No
36	<b>Section 501(c)(3) organizations.</b> Did the organization make any transfers to an exempt non-charitable related organization? <i>If "Yes," complete Schedule R, Part V, line 2</i> . . . . .	36		No
37	Did the organization conduct more than 5% of its activities through an entity that is not a related organization and that is treated as a partnership for federal income tax purposes? <i>If "Yes," complete Schedule R, Part VI</i>	37		No
38	Did the organization complete Schedule O and provide explanations in Schedule O for Part VI, lines 11b and 19? <b>Note.</b> All Form 990 filers are required to complete Schedule O . . . . .	38		No

Part V

Statements Regarding Other IRS Filings and Tax Compliance

Check if Schedule O contains a response or note to any line in this Part V

☐

		Yes	No
1a	Enter the number reported in Box 3 of Form 1096. Enter -0- if not applicable.	0	
1b	Enter the number of Forms W-2G included in line 1a. Enter -0- if not applicable.	0	
c Did the organization comply with backup withholding rules for reportable payments to vendors and reportable gaming (gambling) winnings to prize winners?		1c	No
2a	Enter the number of employees reported on Form W-3, Transmittal of Wage and Tax Statements, filed for the calendar year ending with or within the year covered by this return.	2a	13
b If at least one is reported on line 2a, did the organization file all required federal employment tax returns? <b>Note.</b> If the sum of lines 1a and 2a is greater than 250, you may be required to e-file (see instructions).		2b	Yes
3a Did the organization have unrelated business gross income of \$1,000 or more during the year?		3a	Yes
b If "Yes," has it filed a Form 990-T for this year? If "No" to line 3b, provide an explanation in Schedule O.		3b	
4a At any time during the calendar year, did the organization have an interest in, or a signature or other authority over, a financial account in a foreign country (such as a bank account, securities account, or other financial account)?		4a	No
b If "Yes," enter the name of the foreign country: _____ See instructions for filing requirements for Form TD F 90-22.1, Report of Foreign Bank and Financial Accounts.			
5a Was the organization a party to a prohibited tax shelter transaction at any time during the tax year?		5a	No
b Did any taxable party notify the organization that it was or is a party to a prohibited tax shelter transaction?		5b	No
c If "Yes," to line 5a or 5b, did the organization file Form 8886-T?		5c	
6a Does the organization have annual gross receipts that are normally greater than \$100,000, and did the organization solicit any contributions that were not tax deductible as charitable contributions?		6a	No
b If "Yes," did the organization include with every solicitation an express statement that such contributions or gifts were not tax deductible?		6b	
7 Organizations that may receive deductible contributions under section 170(c).			
a Did the organization receive a payment in excess of \$75 made partly as a contribution and partly for goods and services provided to the payor?		7a	No
b If "Yes," did the organization notify the donor of the value of the goods or services provided?		7b	
c Did the organization sell, exchange, or otherwise dispose of tangible personal property for which it was required to file Form 8282?		7c	No
d If "Yes," indicate the number of Forms 8282 filed during the year.		7d	0
e Did the organization receive any funds, directly or indirectly, to pay premiums on a personal benefit contract?		7e	No
f Did the organization, during the year, pay premiums, directly or indirectly, on a personal benefit contract?		7f	No
g If the organization received a contribution of qualified intellectual property, did the organization file Form 8899 as required?		7g	No
h If the organization received a contribution of cars, boats, airplanes, or other vehicles, did the organization file a Form 1098-C?		7h	No
8 Sponsoring organizations maintaining donor advised funds and section 509(a)(3) supporting organizations. Did the supporting organization, or a donor advised fund maintained by a sponsoring organization, have excess business holdings at any time during the year?		8	No
9 Sponsoring organizations maintaining donor advised funds.			
a Did the organization make any taxable distributions under section 4966?		9a	No
b Did the organization make a distribution to a donor, donor advisor, or related person?		9b	No
10 Section 501(c)(7) organizations. Enter			
a Initiation fees and capital contributions included on Part VIII, line 12.		10a	
b Gross receipts, included on Form 990, Part VIII, line 12, for public use of club facilities.		10b	
11 Section 501(c)(12) organizations. Enter			
a Gross income from members or shareholders.		11a	
b Gross income from other sources (Do not net amounts due or paid to other sources against amounts due or received from them).		11b	
12a Section 4947(a)(1) non-exempt charitable trusts. Is the organization filing Form 990 in lieu of Form 1041?		12a	No
b If "Yes," enter the amount of tax-exempt interest received or accrued during the year.		12b	
13 Section 501(c)(29) qualified nonprofit health insurance issuers.			
a Is the organization licensed to issue qualified health plans in more than one state? <b>Note.</b> See the instructions for additional information the organization must report on Schedule O.		13a	No
b Enter the amount of reserves the organization is required to maintain by the states in which the organization is licensed to issue qualified health plans.		13b	
c Enter the amount of reserves on hand.		13c	
14a Did the organization receive any payments for indoor tanning services during the tax year?		14a	No
b If "Yes," has it filed a Form 720 to report these payments? If "No," provide an explanation in Schedule O.		14b	

Part VI

Governance, Management, and Disclosure

For each "Yes" response to lines 2 through 7b below, and for a "No" response to lines 8a, 8b, or 10b below, describe the circumstances, processes, or changes in Schedule O. See instructions.

Check if Schedule O contains a response or note to any line in this Part VI

Section A. Governing Body and Management

		Yes	No
1a	Enter the number of voting members of the governing body at the end of the tax year . . . . .	9	
If there are material differences in voting rights among members of the governing body, or if the governing body delegated broad authority to an executive committee or similar committee, explain in Schedule O			
1b	Enter the number of voting members included in line 1a, above, who are independent . . . . .	0	
2	Did any officer, director, trustee, or key employee have a family relationship or a business relationship with any other officer, director, trustee, or key employee? . . . . .	2	No
3	Did the organization delegate control over management duties customarily performed by or under the direct supervision of officers, directors or trustees, or key employees to a management company or other person? . . . . .	3	No
4	Did the organization make any significant changes to its governing documents since the prior Form 990 was filed? . . . . .	4	No
5	Did the organization become aware during the year of a significant diversion of the organization's assets? . . . . .	5	No
6	Did the organization have members or stockholders? . . . . .	6	Yes
7a	Did the organization have members, stockholders, or other persons who had the power to elect or appoint one or more members of the governing body? . . . . .	7a	Yes
7b	Are any governance decisions of the organization reserved to (or subject to approval by) members, stockholders, or persons other than the governing body? . . . . .	7b	Yes
8	Did the organization contemporaneously document the meetings held or written actions undertaken during the year by the following		
8a	a The governing body? . . . . .	8a	Yes
8b	b Each committee with authority to act on behalf of the governing body? . . . . .	8b	Yes
9	Is there any officer, director, trustee, or key employee listed in Part VII, Section A, who cannot be reached at the organization's mailing address? If "Yes," provide the names and addresses in Schedule O . . . . .	9	No

Section B. Policies

(This Section B requests information about policies not required by the Internal Revenue Code.)

		Yes	No
10a	Did the organization have local chapters, branches, or affiliates? . . . . .	10a	No
10b	b If "Yes," did the organization have written policies and procedures governing the activities of such chapters, affiliates, and branches to ensure their operations are consistent with the organization's exempt purposes? . . . . .	10b	
11a	Has the organization provided a complete copy of this Form 990 to all members of its governing body before filing the form? . . . . .	11a	No
	b Describe in Schedule O the process, if any, used by the organization to review this Form 990 . . . . .		
12a	Did the organization have a written conflict of interest policy? If "No," go to line 13 . . . . .	12a	No
12b	b Were officers, directors, or trustees, and key employees required to disclose annually interests that could give rise to conflicts? . . . . .	12b	No
12c	c Did the organization regularly and consistently monitor and enforce compliance with the policy? If "Yes," describe in Schedule O how this was done . . . . .	12c	No
13	Did the organization have a written whistleblower policy? . . . . .	13	No
14	Did the organization have a written document retention and destruction policy? . . . . .	14	No
15	Did the process for determining compensation of the following persons include a review and approval by independent persons, comparability data, and contemporaneous substantiation of the deliberation and decision?		
15a	a The organization's CEO, Executive Director, or top management official . . . . .	15a	No
15b	b Other officers or key employees of the organization . . . . .	15b	No
If "Yes" to line 15a or 15b, describe the process in Schedule O (see instructions)			
16a	Did the organization invest in, contribute assets to, or participate in a joint venture or similar arrangement with a taxable entity during the year? . . . . .	16a	No
16b	b If "Yes," did the organization follow a written policy or procedure requiring the organization to evaluate its participation in joint venture arrangements under applicable federal tax law, and take steps to safeguard the organization's exempt status with respect to such arrangements? . . . . .	16b	

Section C. Disclosure

17	List the States with which a copy of this Form 990 is required to be filed▶
18	Section 6104 requires an organization to make its Form 1023 (or 1024 if applicable), 990, and 990-T (501(c)(3)s only) available for public inspection. Indicate how you made these available. Check all that apply. <input type="checkbox"/> Own website <input type="checkbox"/> Another's website <input checked="" type="checkbox"/> Upon request <input type="checkbox"/> Other (explain in Schedule O)
19	Describe in Schedule O whether (and if so, how) the organization made its governing documents, conflict of interest policy, and financial statements available to the public during the tax year
20	State the name, physical address, and telephone number of the person who possesses the books and records of the organization ▶Anthony A D'Arezzo 113 South Pennsylvania Ave Roswell, NM 88203 (575) 623-9641

Part VII

Compensation of Officers, Directors, Trustees, Key Employees, Highest Compensated Employees, and Independent Contractors

Check if Schedule O contains a response or note to any line in this Part VII

Section A. Officers, Directors, Trustees, Key Employees, and Highest Compensated Employees

- 1a Complete this table for all persons required to be listed Report compensation for the calendar year ending with or within the organization's tax year
- List all of the organization's **current** officers, directors, trustees (whether individuals or organizations), regardless of amount of compensation Enter -0- in columns (D), (E), and (F) if no compensation was paid

List all of the organization's **current** key employees, if any See instructions for definition of "key employee "

List the organization's five **current** highest compensated employees (other than an officer, director, trustee or key employee) who received reportable compensation (Box 5 of Form W-2 and/or Box 7 of Form 1099-MISC) of more than \$100,000 from the organization and any related organizations

List all of the organization's **former** officers, key employees, or highest compensated employees who received more than \$100,000 of reportable compensation from the organization and any related organizations

List all of the organization's **former directors or trustees** that received, in the capacity as a former director or trustee of the organization, more than \$10,000 of reportable compensation from the organization and any related organizations

List persons in the following order individual trustees or directors, institutional trustees, officers, key employees, highest compensated employees, and former such persons

Check this box if neither the organization nor any related organization compensated any current officer, director, or trustee

(A) Name and Title	(B) Average hours per week (list any hours for related organizations below dotted line)	(C) Position (do not check more than one box, unless person is both an officer and a director/trustee)						(D) Reportable compensation from the organization (W- 2/1099-MISC)	(E) Reportable compensation from related organizations (W- 2/1099-MISC)	(F) Estimated amount of other compensation from the organization and related organizations
		Individual trustee or director	Institutional Trustee	Officer	Key employee	Highest compensated employee	Former			
(1) Art Torrez	0 00							0	0	0
President	0 00									
(2) Bill Wolf	0 00							0	0	0
Director	0 00									
(3) Lolly Zamora	0 00							0	0	0
Secretary	0 00									
(4) Robert Carroll	0 00							0	0	0
Vice President	0 00									
(5) Britt Donaldson	0 00							0	0	0
Director	0 00									
(6) Richard Van Winkle	0 00							0	0	0
President Elect	0 00									
(7) Jerry Heck	0 00							0	0	0
Director	0 00									
(8) Anthony D'Arezzo	0 00							0	0	0
Treasurer	0 00									
(9) John Bogshutz	0 00							0	0	0
Sergeant-at-Arm	0 00									



## Part VII

[illegible]

2 Total number of individuals (including but not limited to those listed above) who received more than \$100,000 of reportable compensation from the organization 0

		Yes	No
<b>3</b>	Did the organization list any <b>former</b> officer, director or trustee, key employee, or highest compensated employee on line 1a? <i>If "Yes," complete Schedule J for such individual</i> . . . . .	<b>3</b>	No
<b>4</b>	For any individual listed on line 1a, is the sum of reportable compensation and other compensation from the organization and related organizations greater than \$150,000? <i>If "Yes," complete Schedule J for such individual</i> . . . . .	<b>4</b>	No
<b>5</b>	Did any person listed on line 1a receive or accrue compensation from any unrelated organization or individual for services rendered to the organization? <i>If "Yes," complete Schedule J for such person</i> . . . . .	<b>5</b>	No

## **Section B. Independent Contractors**

**1** Complete this table for your five highest compensated independent contractors that received more than \$100,000 of compensation from the organization. Report compensation for the calendar year ending with or within the organization's tax year.

(A) Name and business address	(B) Description of services	(C) Compensation

2 Total number of independent contractors (including but not limited to those listed above) who received more than \$100,000 of compensation from the organization ►0

Part VIII

Statement of Revenue

Check if Schedule O contains a response or note to any line in this Part VIII

			(A) Total revenue	(B) Related or exempt function revenue	(C) Unrelated business revenue	(D) Revenue excluded from tax under sections 512-514
Contributions, Gifts, Grants and Other Similar Amounts	1a	Federated campaigns . . . . . 1a				
	b	Membership dues . . . . . 1b				
	c	Fundraising events . . . . . 1c				
	d	Related organizations . . . . . 1d				
	e	Government grants (contributions) 1e				
	f	All other contributions, gifts, grants, and similar amounts not included above 1f	6,172			
	g	Noncash contributions included in lines 1a-1f \$				
	h	Total. Add lines 1a-1f . . . . .	6,172			
Program Service Revenue	2a	Membership Dues & Assessments	2,392	2,392		
	b					
	c					
	d					
	e					
	f	All other program service revenue				
	g	Total. Add lines 2a-2f . . . . .	2,392			
		Business Code				
Other Revenue	3	Investment income (including dividends, interest, and other similar amounts) . . . . .	48,626	48,622		4
	4	Income from investment of tax-exempt bond proceeds . . . . .	0			
	5	Royalties . . . . .	0			
	6a	Gross rents				
	b	Less rental expenses				
	c	Rental income or (loss)				
	d	Net rental income or (loss) . . . . .	0			
	7a	Gross amount from sales of assets other than inventory	469,068			
	b	Less cost or other basis and sales expenses	413,369			
	c	Gain or (loss)	55,699			
	d	Net gain or (loss) . . . . .	55,699	55,699		
	8a	Gross income from fundraising events (not including \$ _____ of contributions reported on line 1c) See Part IV, line 18 . . . . .				
		a	9,136			
	b	Less direct expenses . . . . . b				
	c	Net income or (loss) from fundraising events . . . . .	9,136			
	9a	Gross income from gaming activities See Part IV, line 19 . . . . .				
		a				
	b	Less direct expenses . . . . . b				
	c	Net income or (loss) from gaming activities . . . . .	0			
	10a	Gross sales of inventory, less returns and allowances . . . . .				
		a	407,750			
	b	Less cost of goods sold . . . . . b	339,140			
	c	Net income or (loss) from sales of inventory . . . . .	68,610		68,610	
		Miscellaneous Revenue				
		Business Code				
	11a	BINGO	-24,659			-24,659
	b					
	c					
	d	All other revenue . . . . .				
	e	Total. Add lines 11a-11d . . . . .	-24,659			
	12	Total revenue. See Instructions . . . . .	165,976	106,713	68,610	-24,655

Part IX

Statement of Functional Expenses

Section 501(c)(3) and 501(c)(4) organizations must complete all columns. All other organizations must complete column (A).

Check if Schedule O contains a response or note to any line in this Part IX

Do not include amounts reported on lines 6b, 7b, 8b, 9b, and 10b of Part VIII.		(A) Total expenses	(B) Program service expenses	(C) Management and general expenses	(D) Fundraising expenses
1	Grants and other assistance to governments and organizations in the United States. See Part IV, line 21.	0			
2	Grants and other assistance to individuals in the United States. See Part IV, line 22.	73,185	73,185		
3	Grants and other assistance to governments, organizations, and individuals outside the United States. See Part IV, lines 15 and 16.	0			
4	Benefits paid to or for members.	0			
5	Compensation of current officers, directors, trustees, and key employees.	0			
6	Compensation not included above, to disqualified persons (as defined under section 4958(f)(1)) and persons described in section 4958(c)(3)(B).	0			
7	Other salaries and wages.	0			
8	Pension plan accruals and contributions (include section 401(k) and 403(b) employer contributions).	0			
9	Other employee benefits.	0			
10	Payroll taxes.	0			
11	Fees for services (non-employees):				
a	Management.	0			
b	Legal.	0			
c	Accounting.	0			
d	Lobbying.	0			
e	Professional fundraising services. See Part IV, line 17.	0			
f	Investment management fees.	15,863	12,691	1,586	1,586
g	Other (If line 11g amount exceeds 10% of line 25, column (A) amount, list line 11g expenses on Schedule O).	0			
12	Advertising and promotion.	0			
13	Office expenses.	0			
14	Information technology.	0			
15	Royalties.	0			
16	Occupancy.	0			
17	Travel.	0			
18	Payments of travel or entertainment expenses for any federal, state, or local public officials.	0			
19	Conferences, conventions, and meetings.	650	650		
20	Interest.	112			112
21	Payments to affiliates.	0			
22	Depreciation, depletion, and amortization.	0			
23	Insurance.	0			
24	Other expenses. Itemize expenses not covered above (List miscellaneous expenses in line 24e. If line 24e amount exceeds 10% of line 25, column (A) amount, list line 24e expenses on Schedule O):				
a	BOARD MEETINGS	4,588	4,588		
b	DUES	3,165	3,165		
c	INSTALLATION BANQUET	2,946	2,946		
d	CHRISTMAS	2,415	2,415		
e	All other expenses	3,652	3,492	20	140
25	Total functional expenses. Add lines 1 through 24e.	106,576	103,132	1,606	1,838
26	Joint costs. Complete this line only if the organization reported in column (B) joint costs from a combined educational campaign and fundraising solicitation. Check here <input type="checkbox"/> if following SOP 98-2 (ASC 958-720).				

Part X

Balance Sheet

Check if Schedule O contains a response or note to any line in this Part X

					(A)		(B)
					Beginning of year		End of year
Assets	1	Cash—non-interest-bearing . . . . .			15,824	1	25,670
	2	Savings and temporary cash investments . . . . .				2	0
	3	Pledges and grants receivable, net . . . . .				3	0
	4	Accounts receivable, net . . . . .				4	0
	5	Loans and other receivables from current and former officers, directors, trustees, key employees, and highest compensated employees Complete Part II of Schedule L . . . . .				5	0
	6	Loans and other receivables from other disqualified persons (as defined under section 4958(f)(1)), persons described in section 4958(c)(3)(B), and contributing employers and sponsoring organizations of section 501(c)(9) voluntary employees' beneficiary organizations (see instructions) Complete Part II of Schedule L				6	0
	7	Notes and loans receivable, net . . . . .				7	0
	8	Inventories for sale or use . . . . .				8	0
	9	Prepaid expenses and deferred charges . . . . .			14,471	9	8,208
	10a	Land, buildings, and equipment cost or other basis Complete Part VI of Schedule D	10a	339,033			
	b	Less accumulated depreciation . . . . .	10b		331,038	10c	339,033
	11	Investments—publicly traded securities . . . . .				11	0
	12	Investments—other securities See Part IV, line 11 . . . . .			1,267,709	12	1,390,127
	13	Investments—program-related See Part IV, line 11 . . . . .				13	0
	14	Intangible assets . . . . .				14	0
	15	Other assets See Part IV, line 11 . . . . .				15	0
	16	Total assets. Add lines 1 through 15 (must equal line 34) . . . . .			1,629,042	16	1,763,038
Liabilities	17	Accounts payable and accrued expenses . . . . .			23,921	17	2,758
	18	Grants payable . . . . .				18	
	19	Deferred revenue . . . . .				19	
	20	Tax-exempt bond liabilities . . . . .				20	
	21	Escrow or custodial account liability Complete Part IV of Schedule D . . . . .				21	
	22	Loans and other payables to current and former officers, directors, trustees, key employees, highest compensated employees, and disqualified persons Complete Part II of Schedule L . . . . .				22	
	23	Secured mortgages and notes payable to unrelated third parties . . . . .				23	
	24	Unsecured notes and loans payable to unrelated third parties . . . . .				24	
	25	Other liabilities (including federal income tax, payables to related third parties, and other liabilities not included on lines 17-24) Complete Part X of Schedule D . . . . .			126,213	25	237,422
	26	Total liabilities. Add lines 17 through 25 . . . . .			150,134	26	240,180
Net Assets or Fund Balances	Organizations that follow SFAS 117 (ASC 958), check here <input type="checkbox"/> and complete lines 27 through 29, and lines 33 and 34.						
	27	Unrestricted net assets . . . . .				27	
	28	Temporarily restricted net assets . . . . .				28	
	29	Permanently restricted net assets . . . . .				29	
	Organizations that do not follow SFAS 117 (ASC 958), check here <input checked="" type="checkbox"/> and complete lines 30 through 34.						
	30	Capital stock or trust principal, or current funds . . . . .				30	
	31	Paid-in or capital surplus, or land, building or equipment fund . . . . .				31	
	32	Retained earnings, endowment, accumulated income, or other funds			1,478,908	32	1,522,858
	33	Total net assets or fund balances . . . . .			1,478,908	33	1,522,858
	34	Total liabilities and net assets/fund balances . . . . .			1,629,042	34	1,763,038

Part XI Reconciliation of Net Assets

Check if Schedule O contains a response or note to any line in this Part XI . . . . .

1	Total revenue (must equal Part VIII, column (A), line 12) . . . . .	1	165,976
2	Total expenses (must equal Part IX, column (A), line 25) . . . . .	2	106,576
3	Revenue less expenses Subtract line 2 from line 1 . . . . .	3	59,400
4	Net assets or fund balances at beginning of year (must equal Part X, line 33, column (A)) . . . . .	4	1,478,908
5	Net unrealized gains (losses) on investments . . . . .	5	
6	Donated services and use of facilities . . . . .	6	
7	Investment expenses . . . . .	7	
8	Prior period adjustments . . . . .	8	-15,450
9	Other changes in net assets or fund balances (explain in Schedule O) . . . . .	9	
10	Net assets or fund balances at end of year Combine lines 3 through 9 (must equal Part X, line 33, column (B))	10	1,522,858

Part XII Financial Statements and Reporting

Check if Schedule O contains a response or note to any line in this Part XII . . . . .

		Yes	No
1	Accounting method used to prepare the Form 990 <input checked="" type="checkbox"/> Cash <input type="checkbox"/> Accrual <input type="checkbox"/> Other _____ If the organization changed its method of accounting from a prior year or checked "Other," explain in Schedule O		
2a	Were the organization's financial statements compiled or reviewed by an independent accountant? If "Yes," check a box below to indicate whether the financial statements for the year were compiled or reviewed on a separate basis, consolidated basis, or both <input type="checkbox"/> Separate basis <input type="checkbox"/> Consolidated basis <input type="checkbox"/> Both consolidated and separate basis		No
2b	Were the organization's financial statements audited by an independent accountant? If "Yes," check a box below to indicate whether the financial statements for the year were audited on a separate basis, consolidated basis, or both <input checked="" type="checkbox"/> Separate basis <input type="checkbox"/> Consolidated basis <input type="checkbox"/> Both consolidated and separate basis	Yes	
2c	If "Yes," to line 2a or 2b, does the organization have a committee that assumes responsibility for oversight of the audit, review, or compilation of its financial statements and selection of an independent accountant? If the organization changed either its oversight process or selection process during the tax year, explain in Schedule O		No
3a	As a result of a federal award, was the organization required to undergo an audit or audits as set forth in the Single Audit Act and OMB Circular A-133?		No
3b	If "Yes," did the organization undergo the required audit or audits? If the organization did not undergo the required audit or audits, explain why in Schedule O and describe any steps taken to undergo such audits		

SCHEDULE A  
(Form 990 or 990EZ)

Public Charity Status and Public Support

Complete if the organization is a section 501(c)(3) organization or a section 4947(a)(1) nonexempt charitable trust.

▶ Attach to Form 990 or Form 990-EZ. ▶ See separate instructions.  
▶ Information about Schedule A (Form 990 or 990-EZ) and its instructions is at [www.irs.gov/form990](http://www.irs.gov/form990).

OMB No 1545-0047

2013

Open to Public Inspection

Name of the organization  
ROSWELL SERTOMA CLUB INC

Employer identification number  
85-6009082

Part I Reason for Public Charity Status (All organizations must complete this part.) See instructions.

The organization is not a private foundation because it is (For lines 1 through 11, check only one box )

1

☐

A church, convention of churches, or association of churches described in **section 170(b)(1)(A)(i).**

2

☐

A school described in **section 170(b)(1)(A)(ii).** (Attach Schedule E )

3

☐

A hospital or a cooperative hospital service organization described in **section 170(b)(1)(A)(iii).**

4

☐

A medical research organization operated in conjunction with a hospital described in **section 170(b)(1)(A)(iii).** Enter the hospital's name, city, and state \_\_\_\_\_

5

☐

An organization operated for the benefit of a college or university owned or operated by a governmental unit described in **section 170(b)(1)(A)(iv).** (Complete Part II )

6

☐

A federal, state, or local government or governmental unit described in **section 170(b)(1)(A)(v).**

7

☒

An organization that normally receives a substantial part of its support from a governmental unit or from the general public described in **section 170(b)(1)(A)(vi).** (Complete Part II )

8

☐

A community trust described in **section 170(b)(1)(A)(vi)** (Complete Part II )

9

☐

An organization that normally receives (1) more than 33 1/3% of its support from contributions, membership fees, and gross receipts from activities related to its exempt functions—subject to certain exceptions, and (2) no more than 33 1/3% of its support from gross investment income and unrelated business taxable income (less section 511 tax) from businesses acquired by the organization after June 30, 1975 See **section 509(a)(2).** (Complete Part III )

10

☐

An organization organized and operated exclusively to test for public safety See **section 509(a)(4).**

11

☐

An organization organized and operated exclusively for the benefit of, to perform the functions of, or to carry out the purposes of one or more publicly supported organizations described in section 509(a)(1) or section 509(a)(2) See **section 509(a)(3).** Check the box that describes the type of supporting organization and complete lines 11e through 11h  

a

☐

Type I

b

☐

Type II

c

☐

Type III - Functionally integrated

d

☐

Type III - Non-functionally integrated

e

☐

By checking this box, I certify that the organization is not controlled directly or indirectly by one or more disqualified persons other than foundation managers and other than one or more publicly supported organizations described in section 509(a)(1) or section 509(a)(2)

f

☐

If the organization received a written determination from the IRS that it is a Type I, Type II, or Type III supporting organization, check this box

g

☐

Since August 17, 2006, has the organization accepted any gift or contribution from any of the following persons?  

(i) A person who directly or indirectly controls, either alone or together with persons described in (ii) and (iii) below, the governing body of the supported organization?

11g(i)

☐

Yes

☐

No

(ii) A family member of a person described in (i) above?

11g(ii)

☐

Yes

☐

No

(iii) A 35% controlled entity of a person described in (i) or (ii) above?

11g(iii)

☐

Yes

☐

No

h

☐

Provide the following information about the supported organization(s)

(i) Name of supported organization	(ii) EIN	(iii) Type of organization (described on lines 1- 9 above or IRC section (see instructions))	(iv) Is the organization in col (i) listed in your governing document?		(v) Did you notify the organization in col (i) of your support?		(vi) Is the organization in col (i) organized in the U S ?		(vii) Amount of monetary support
			Yes	No	Yes	No	Yes	No	
Total									

For Paperwork Reduction Act Notice, see the Instructions for Form 990 or 990EZ.

Cat No 11285F

Schedule A (Form 990 or 990-EZ) 2013

Part II

Support Schedule for Organizations Described in Sections 170(b)(1)(A)(iv) and 170(b)(1)(A)(vi)  
(Complete only if you checked the box on line 5, 7, or 8 of Part I or if the organization failed to qualify under Part III. If the organization fails to qualify under the tests listed below, please complete Part III.)

Section A. Public Support						
Calendar year (or fiscal year beginning in) ▶	(a) 2009	(b) 2010	(c) 2011	(d) 2012	(e) 2013	(f) Total
1 Gifts, grants, contributions, and membership fees received (Do not include any "unusual grants.")	20,380	21,309	14,706	16,412	8,564	81,371
2 Tax revenues levied for the organization's benefit and either paid to or expended on its behalf						0
3 The value of services or facilities furnished by a governmental unit to the organization without charge						0
4 Total. Add lines 1 through 3	20,380	21,309	14,706	16,412	8,564	81,371
5 The portion of total contributions by each person (other than a governmental unit or publicly supported organization) included on line 1 that exceeds 2% of the amount shown on line 11, column (f)						0
6 Public support. Subtract line 5 from line 4						81,371

Section B. Total Support						
Calendar year (or fiscal year beginning in) ▶	(a) 2009	(b) 2010	(c) 2011	(d) 2012	(e) 2013	(f) Total
7 Amounts from line 4	20,380	21,309	14,706	16,412	8,564	81,371
8 Gross income from interest, dividends, payments received on securities loans, rents, royalties and income from similar sources	30,244	35,377	31,142	32,045	32,012	160,820
9 Net income from unrelated business activities, whether or not the business is regularly carried on						0
10 Other income Do not include gain or loss from the sale of capital assets (Explain in Part IV )						0
11 Total support (Add lines 7 through 10)						242,191
12 Gross receipts from related activities, etc (see instructions)					12	
13 First five years. If the Form 990 is for the organization's first, second, third, fourth, or fifth tax year as a 501(c)(3) organization, check this box and stop here . . . . .						▶

Section C. Computation of Public Support Percentage		
14 Public support percentage for 2013 (line 6, column (f) divided by line 11, column (f))	14	33 600 %
15 Public support percentage for 2012 Schedule A, Part II, line 14	15	35 860 %
16a 33 1/3% support test—2013. If the organization did not check the box on line 13, and line 14 is 33 1/3% or more, check this box and stop here. The organization qualifies as a publicly supported organization	▶	
b 33 1/3% support test—2012. If the organization did not check a box on line 13 or 16a, and line 15 is 33 1/3% or more, check this box and stop here. The organization qualifies as a publicly supported organization	▶	
17a 10%-facts-and-circumstances test—2013. If the organization did not check a box on line 13, 16a, or 16b, and line 14 is 10% or more, and if the organization meets the "facts-and-circumstances" test, check this box and stop here. Explain in Part IV how the organization meets the "facts-and-circumstances" test The organization qualifies as a publicly supported organization	▶	
b 10%-facts-and-circumstances test—2012. If the organization did not check a box on line 13, 16a, 16b, or 17a, and line 15 is 10% or more, and if the organization meets the "facts-and-circumstances" test, check this box and stop here. Explain in Part IV how the organization meets the "facts-and-circumstances" test The organization qualifies as a publicly supported organization	▶	
18 Private foundation. If the organization did not check a box on line 13, 16a, 16b, 17a, or 17b, check this box and see instructions	▶	

Part IIISupport Schedule for Organizations Described in Section 509(a)(2)  
(Complete only if you checked the box on line 9 of Part I or if the organization failed to qualify under Part II. If the organization fails to qualify under the tests listed below, please complete Part II.)

Section A. Public Support						
Calendar year (or fiscal year beginning in) ▶	(a) 2009	(b) 2010	(c) 2011	(d) 2012	(e) 2013	(f) Total
1 Gifts, grants, contributions, and membership fees received (Do not include any "unusual grants.")						
2 Gross receipts from admissions, merchandise sold or services performed, or facilities furnished in any activity that is related to the organization's tax-exempt purpose						
3 Gross receipts from activities that are not an unrelated trade or business under section 513						
4 Tax revenues levied for the organization's benefit and either paid to or expended on its behalf						
5 The value of services or facilities furnished by a governmental unit to the organization without charge						
6 Total. Add lines 1 through 5						
7a Amounts included on lines 1, 2, and 3 received from disqualified persons						
b Amounts included on lines 2 and 3 received from other than disqualified persons that exceed the greater of \$5,000 or 1% of the amount on line 13 for the year						
c Add lines 7a and 7b						
8 Public support (Subtract line 7c from line 6.)						

Section B. Total Support						
Calendar year (or fiscal year beginning in) ▶	(a) 2009	(b) 2010	(c) 2011	(d) 2012	(e) 2013	(f) Total
9 Amounts from line 6						
10a Gross income from interest, dividends, payments received on securities loans, rents, royalties and income from similar sources						
b Unrelated business taxable income (less section 511 taxes) from businesses acquired after June 30, 1975						
c Add lines 10a and 10b						
11 Net income from unrelated business activities not included in line 10b, whether or not the business is regularly carried on						
12 Other income. Do not include gain or loss from the sale of capital assets (Explain in Part IV.)						
13 Total support. (Add lines 9, 10c, 11, and 12.)						
14 First five years. If the Form 990 is for the organization's first, second, third, fourth, or fifth tax year as a 501(c)(3) organization, check this box and stop here ▶						

Section C. Computation of Public Support Percentage		
15 Public support percentage for 2013 (line 8, column (f) divided by line 13, column (f))	15	
16 Public support percentage from 2012 Schedule A, Part III, line 15	16	

Section D. Computation of Investment Income Percentage		
17 Investment income percentage for 2013 (line 10c, column (f) divided by line 13, column (f))	17	
18 Investment income percentage from 2012 Schedule A, Part III, line 17	18	
19a 33 1/3% support tests—2013. If the organization did not check the box on line 14, and line 15 is more than 33 1/3%, and line 17 is not more than 33 1/3%, check this box and stop here. The organization qualifies as a publicly supported organization ▶		
b 33 1/3% support tests—2012. If the organization did not check a box on line 14 or line 19a, and line 16 is more than 33 1/3% and line 18 is not more than 33 1/3%, check this box and stop here. The organization qualifies as a publicly supported organization ▶		
20 Private foundation. If the organization did not check a box on line 14, 19a, or 19b, check this box and see instructions ▶		



**Part IV** **Supplemental Information.** Provide the explanations required by Part II, line 10; Part II, line 17a or 17b; and Part III, line 12. Also complete this part for any additional information. (See instructions).

Facts And Circumstances Test

Return Reference	Explanation	
------------------	-------------	--

SCHEDULE D  
(Form 990)

Supplemental Financial Statements

OMB No 1545-0047

2013

Open to Public Inspection

Department of the Treasury  
Internal Revenue Service

► Complete if the organization answered "Yes," to Form 990, Part IV, line 6, 7, 8, 9, 10, 11a, 11b, 11c, 11d, 11e, 11f, 12a, or 12b

► Attach to Form 990. ► See separate instructions. ► Information about Schedule D (Form 990) and its instructions is at [www.irs.gov/form990](http://www.irs.gov/form990).

Name of the organization ROSWELL SERTOMA CLUB INC	Employer identification number 85-6009082
--	--

Part I Organizations Maintaining Donor Advised Funds or Other Similar Funds or Accounts. Complete if the organization answered "Yes" to Form 990, Part IV, line 6.

	(a) Donor advised funds	(b) Funds and other accounts
1	Total number at end of year	
2	Aggregate contributions to (during year)	
3	Aggregate grants from (during year)	
4	Aggregate value at end of year	
5	Did the organization inform all donors and donor advisors in writing that the assets held in donor advised funds are the organization's property, subject to the organization's exclusive legal control? <div><input type="checkbox"/> Yes <input type="checkbox"/> No</div>	
6	Did the organization inform all grantees, donors, and donor advisors in writing that grant funds can be used only for charitable purposes and not for the benefit of the donor or donor advisor, or for any other purpose conferring impermissible private benefit? <div><input type="checkbox"/> Yes <input type="checkbox"/> No</div>	

Part II Conservation Easements. Complete if the organization answered "Yes" to Form 990, Part IV, line 7.

1

Purpose(s) of conservation easements held by the organization (check all that apply)

☐ Preservation of land for public use (e g , recreation or education)

☐ Preservation of an historically important land area

☐ Protection of natural habitat

☐ Preservation of a certified historic structure

☐ Preservation of open space

2

Complete lines 2a through 2d if the organization held a qualified conservation contribution in the form of a conservation easement on the last day of the tax year

	Held at the End of the Year
a	Total number of conservation easements
b	Total acreage restricted by conservation easements
c	Number of conservation easements on a certified historic structure included in (a)
d	Number of conservation easements included in (c) acquired after 8/17/06, and not on a historic structure listed in the National Register

3

Number of conservation easements modified, transferred, released, extinguished, or terminated by the organization during the tax year ►

4

Number of states where property subject to conservation easement is located ►

5

Does the organization have a written policy regarding the periodic monitoring, inspection, handling of violations, and enforcement of the conservation easements it holds?

☐ Yes ☐ No

6

Staff and volunteer hours devoted to monitoring, inspecting, and enforcing conservation easements during the year ►

7

Amount of expenses incurred in monitoring, inspecting, and enforcing conservation easements during the year ► \$

8

Does each conservation easement reported on line 2(d) above satisfy the requirements of section 170(h)(4)(B)(i) and section 170(h)(4)(B)(ii)?

☐ Yes ☐ No

9

In Part XIII, describe how the organization reports conservation easements in its revenue and expense statement, and balance sheet, and include, if applicable, the text of the footnote to the organization's financial statements that describes the organization's accounting for conservation easements

Part III Organizations Maintaining Collections of Art, Historical Treasures, or Other Similar Assets. Complete if the organization answered "Yes" to Form 990, Part IV, line 8.

1a

If the organization elected, as permitted under SFAS 116 (ASC 958), not to report in its revenue statement and balance sheet works of art, historical treasures, or other similar assets held for public exhibition, education, or research in furtherance of public service, provide, in Part XIII, the text of the footnote to its financial statements that describes these items

b

If the organization elected, as permitted under SFAS 116 (ASC 958), to report in its revenue statement and balance sheet works of art, historical treasures, or other similar assets held for public exhibition, education, or research in furtherance of public service, provide the following amounts relating to these items

(i) Revenues included in Form 990, Part VIII, line 1

► \$

(ii) Assets included in Form 990, Part X

► \$

2

If the organization received or held works of art, historical treasures, or other similar assets for financial gain, provide the following amounts required to be reported under SFAS 116 (ASC 958) relating to these items

a

Revenues included in Form 990, Part VIII, line 1

► \$

b

Assets included in Form 990, Part X

► \$

**Part III Organizations Maintaining Collections of Art, Historical Treasures, or Other Similar Assets** *(continued)*

- 3

Using the organization's acquisition, accession, and other records, check any of the following that are a significant use of its collection items (check all that apply)
- a

☐ Public exhibition

b

☐ Scholarly research

c

☐ Preservation for future generations

d

☐ Loan or exchange programs

e

☐ Other
- 4

Provide a description of the organization's collections and explain how they further the organization's exempt purpose in Part XIII
- 5

During the year, did the organization solicit or receive donations of art, historical treasures or other similar assets to be sold to raise funds rather than to be maintained as part of the organization's collection?

☐ Yes

☐ No

**Part IV Escrow and Custodial Arrangements.** Complete if the organization answered "Yes" to Form 990, Part IV, line 9, or reported an amount on Form 990, Part X, line 21.

- 1a

Is the organization an agent, trustee, custodian or other intermediary for contributions or other assets not included on Form 990, Part X?

☐ Yes

☐ No
- b

If "Yes," explain the arrangement in Part XIII and complete the following table
- c

Beginning balance

d

Additions during the year

e

Distributions during the year

f

Ending balance
- |    |        |
|----|--------|
|    | Amount |
| 1c |        |
| 1d |        |
| 1e |        |
| 1f |        |
- 2a

Did the organization include an amount on Form 990, Part X, line 21?

☐ Yes

☐ No
- b

If "Yes," explain the arrangement in Part XIII Check here if the explanation has been provided in Part XIII

☐

**Part V Endowment Funds.** Complete if the organization answered "Yes" to Form 990, Part IV, line 10.

	(a)Current year	(b)Prior year	b (c)Two years back	(d)Three years back	(e)Four years back
1a Beginning of year balance . . . . .					
b Contributions . . . . .					
c Net investment earnings, gains, and losses					
d Grants or scholarships . . . . .					
e Other expenditures for facilities and programs . . . . .					
f Administrative expenses . . . . .					
g End of year balance . . . . .					

- 2

Provide the estimated percentage of the current year end balance (line 1g, column (a)) held as
- a

Board designated or quasi-endowment
- b

Permanent endowment
- c

Temporarily restricted endowment

The percentages in lines 2a, 2b, and 2c should equal 100%
- 3a

Are there endowment funds not in the possession of the organization that are held and administered for the organization by
- (i) unrelated organizations . . . . .

3a(i)

Yes

No

(ii) related organizations . . . . .

3a(ii)

b

If "Yes" to 3a(ii), are the related organizations listed as required on Schedule R?

3b
- 4

Describe in Part XIII the intended uses of the organization's endowment funds

**Part VI Land, Buildings, and Equipment.** Complete if the organization answered 'Yes' to Form 990, Part IV, line 11a. See Form 990, Part X, line 10.

Description of property	(a) Cost or other basis (investment)	(b)Cost or other basis (other)	(c) Accumulated depreciation	(d) Book value
1a Land . . . . .		35,000		35,000
b Buildings . . . . .		218,630		218,630
c Leasehold improvements . . . . .				
d Equipment . . . . .		85,403		85,403
e Other . . . . .				
Total. Add lines 1a through 1e (Column (d) must equal Form 990, Part X, column (B), line 10(c).)				339,033



Part XI

Reconciliation of Revenue per Audited Financial Statements With Revenue per Return

Complete if the organization answered 'Yes' to Form 990, Part IV, line 12a.

1	Total revenue, gains, and other support per audited financial statements . . . . .		1	
2	Amounts included on line 1 but not on Form 990, Part VIII, line 12			
a	Net unrealized gains on investments . . . . .	2a		
b	Donated services and use of facilities . . . . .	2b		
c	Recoveries of prior year grants . . . . .	2c		
d	Other (Describe in Part XIII ) . . . . .	2d		
e	Add lines 2a through 2d . . . . .		2e	
3	Subtract line 2e from line 1 . . . . .		3	
4	Amounts included on Form 990, Part VIII, line 12, but not on line 1			
a	Investment expenses not included on Form 990, Part VIII, line 7b . . . . .	4a		
b	Other (Describe in Part XIII ) . . . . .	4b		
c	Add lines 4a and 4b . . . . .		4c	
5	Total revenue Add lines 3 and 4c. (This must equal Form 990, Part I, line 12 ) . . . . .		5	

Part XII

Reconciliation of Expenses per Audited Financial Statements With Expenses per Return.

Complete if the organization answered 'Yes' to Form 990, Part IV, line 12a.

1	Total expenses and losses per audited financial statements . . . . .		1	
2	Amounts included on line 1 but not on Form 990, Part IX, line 25			
a	Donated services and use of facilities . . . . .	2a		
b	Prior year adjustments . . . . .	2b		
c	Other losses . . . . .	2c		
d	Other (Describe in Part XIII ) . . . . .	2d		
e	Add lines 2a through 2d . . . . .		2e	
3	Subtract line 2e from line 1 . . . . .		3	
4	Amounts included on Form 990, Part IX, line 25, but not on line 1:			
a	Investment expenses not included on Form 990, Part VIII, line 7b . . . . .	4a		
b	Other (Describe in Part XIII ) . . . . .	4b		
c	Add lines 4a and 4b . . . . .		4c	
5	Total expenses Add lines 3 and 4c. (This must equal Form 990, Part I, line 18 ) . . . . .		5	

Part XIII

Supplemental Information

Provide the descriptions required for Part II, lines 3, 5, and 9, Part III, lines 1a and 4, Part IV, lines 1b and 2b, Part V, line 4, Part X, line 2, Part XI, lines 2d and 4b, and Part XII, lines 2d and 4b. Also complete this part to provide any additional information.

Return Reference	Explanation

[illegible]

Schedule I  
(Form 990)

Department of the Treasury  
Internal Revenue Service

Grants and Other Assistance to Organizations,  
Governments and Individuals in the United States

Complete if the organization answered "Yes," to Form 990, Part IV, line 21 or 22.  
▶ Attach to Form 990

▶ Information about Schedule I (Form 990) and its instructions is at [www.irs.gov/form990](http://www.irs.gov/form990).

OMB No 1545-0047

2013

Open to Public  
Inspection

Name of the organization  
ROSWELL SERTOMA CLUB INC

Employer identification number  
85-6009082

Part I

General Information on Grants and Assistance

- 1

Does the organization maintain records to substantiate the amount of the grants or assistance, the grantees' eligibility for the grants or assistance, and the selection criteria used to award the grants or assistance? . . . . .

☐ Yes ☒ No
- 2

Describe in Part IV the organization's procedures for monitoring the use of grant funds in the United States

Part II

Grants and Other Assistance to Governments and Organizations in the United States. Complete if the organization answered "Yes" to Form 990, Part IV, line 21, for any recipient that received more than \$5,000. Part II can be duplicated if additional space is needed.

(a) Name and address of organization or government	(b) EIN	(c) IRC Code section if applicable	(d) Amount of cash grant	(e) Amount of non-cash assistance	(f) Method of valuation (book, FMV, appraisal, other)	(g) Description of non-cash assistance	(h) Purpose of grant or assistance

2

Enter total number of section 501(c)(3) and government organizations listed in the line 1 table . . . . .

0

3

Enter total number of other organizations listed in the line 1 table . . . . .

0

**Part III**

**Grants and Other Assistance to Individuals in the United States.** Complete if the organization answered "Yes" to Form 990, Part IV, line 22.  
Part III can be duplicated if additional space is needed.

(a)Type of grant or assistance	(b)Number of recipients	(c)Amount of cash grant	(d)Amount of non-cash assistance	(e)Method of valuation (book, FMV, appraisal, other)	(f)Description of non-cash assistance
(1) SCHOLARSHIPS	26	25,000			
(2) SPEECH AND HEARING	16	14,650			
(3) BOARD CHARITY	520	13,590			
(4) YOUTH ACTIVITIES & EDUCATION	2100	16,825			
(5) NATIONAL HERITAGE		562			
(6) FIREWORKS		278			
(7) COLT CLASSIC		2,280			

Part IV Supplemental Information. Provide the information required in Part I, line 2, Part III, column (b), and any other additional information.	
Return Reference	Explanation



Schedule L  
(Form 990 or 990-EZ)

Department of the Treasury  
Internal Revenue Service

Transactions with Interested Persons  
▶ Complete if the organization answered "Yes" on Form 990, Part IV, lines 25a, 25b, 26, 27, 28a, 28b, or 28c, or Form 990-EZ, Part V, line 38a or 40b.  
▶ Attach to Form 990 or Form 990-EZ. ▶ See separate instructions.  
▶ Information about Schedule L (Form 990 or 990-EZ) and its instructions is at [www.irs.gov/form990](http://www.irs.gov/form990).

OMB No 1545-0047  
**2013**  
**Open to Public Inspection**

Name of the organization  
ROSWELL SERTOMA CLUB INC

Employer identification number  
85-6009082

Part I Excess Benefit Transactions (section 501(c)(3) and section 501(c)(4) organizations only).  
Complete if the organization answered "Yes" on Form 990, Part IV, line 25a or 25b, or Form 990-EZ, Part V, line 40b

1	(a) Name of disqualified person	(b) Relationship between disqualified person and organization	(c) Description of transaction	(d) Corrected?	
				Yes	No

2 Enter the amount of tax incurred by organization managers or disqualified persons during the year under section 4958 . . . . . ▶ \$

3 Enter the amount of tax, if any, on line 2, above, reimbursed by the organization . . . . . ▶ \$

Part II Loans to and/or From Interested Persons.  
Complete if the organization answered "Yes" on Form 990-EZ, Part V, line 38a, or Form 990, Part IV, line 26, or if the organization reported an amount on Form 990, Part X, line 5, 6, or 22

(a) Name of interested person	(b) Relationship with organization	(c) Purpose of loan	(d) Loan to or from the organization?		(e) Original principal amount	(f) Balance due	(g) In default?		(h) Approved by board or committee?	(i) Written agreement?	
			To	From			Yes	No		Yes	No
Total ▶ \$											

Part III Grants or Assistance Benefitting Interested Persons.  
Complete if the organization answered "Yes" on Form 990, Part IV, line 27.

(a) Name of interested person	(b) Relationship between interested person and the organization	(c) Amount of assistance	(d) Type of assistance	(e) Purpose of assistance

**Part IV Business Transactions Involving Interested Persons.**

Complete if the organization answered "Yes" on Form 990, Part IV, line 28a, 28b, or 28c.

(a) Name of interested person	(b) Relationship between interested person and the organization	(c) Amount of transaction	(d) Description of transaction	(e) Sharing of organization's revenues?	
				Yes	No
(1) Anthony A DArezzo PC CPA	Treasurer	23,717	accounting services		No

**Part V Supplemental Information**

Provide additional information for responses to questions on Schedule L (see instructions)

Return Reference	Explanation
------------------	-------------

**SCHEDULE O**  
**(Form 990 or 990-EZ)**

Department of the Treasury  
Internal Revenue Service

**Supplemental Information to Form 990 or 990-EZ**

**Complete to provide information for responses to specific questions on  
Form 990 or to provide any additional information.**

**▶ Attach to Form 990 or 990-EZ.**

**▶ Information about Schedule O (Form 990 or 990-EZ) and its instructions is at  
[www.irs.gov/form990](http://www.irs.gov/form990).**

**2013**

**Open to Public  
Inspection**

Name of the organization  
ROSWELL SERTOMA CLUB INC

**Employer identification number**

85-6009082

**990 Schedule O, Supplemental Information**

Return Reference	Explanation
Form 990, Part VI, Line 6 Explanation of Classes of Members or Shareholder	Members pay annual dues to belong to the organization
Form 990, Part VI, Line 7a How Members or Shareholders Elect Governing Body	officers are elected on an annual basis, committee chairmen are appointed by the president any member can belong to as many committees as they wise The committees meet on a monthl y basis to conduct business on behalf of the club the comittee chairmen report to the boa rd of directors at the monthly meetings
Form 990, Part VI, Line 7b Describe Decisions of Governing Body Approval by Members or Shareholders	A decision to give any charitable amount to a sigle entity or person in excess of \$5,000 00 requires approval of the membership
Form 990, Part VI, Line 11b Form 990 Review Process	No review was or will be conducted
Form 990, Part VI, Line 19 Other Organization Documents Publicly Available	No documents available to the public

# Schedule of Realized Gains and Losses

07/01/2013 - 06/30/2014

Thursday, April 30, 2015  
E719 GILBERT GEOFF L

## Prepared For:

4448-3920  
ROSWELL SERTOMA CLUB INC  
PO BOX 202  
ROSWELL NM 88202-0202

Quantity	Name	Security	Open Date	Cost Amount	Adjusted Cost Amount	Trade Price	Close Date	Close Amt	Close Price	Realized	% Gain or Loss
<b>Short</b>											
34	ISHARES MBS ETF	MBB	10/1/2012	3,707.60		109.0469	10/1/2013	3,593.29	105.6867	-114.31	3.08
21	ISHARES AGCY BOND ETF	AGZ	10/1/2012	2,392.70		113.9380	10/1/2013	2,329.02	110.9076	-63.68	2.66
102	ISHRS 20+YR TREAS BD ETF	TLT	10/1/2013	10,786.01		105.7452	4/1/2014	11,024.94	108.0900	238.93	2.22
57	ISHRS 7-10-YR TREAS ETF	IEF	1/2/2013	6,102.53		107.0619	7/1/2013	5,832.56	102.3274	-269.97	-4.41
312	ISHRS 1-3YR TREAS BD ETF	SHY	10/1/2012	26,359.18		84.4845	10/1/2013	26,336.55	84.4135	-22.61	-0.09
235	ISHRS 1-3YR TREAS BD ETF	SHY	7/1/2013	19,810.90		84.3017	4/1/2014	19,829.08	84.3809	18.18	0.09
174	ISHRS 1-3YR TREAS BD ETF	SHY	1/2/2014	14,689.27		84.4211	4/1/2014	14,681.96	84.3809	-7.31	-0.03
137	PIMCO 1-5 YR US TIPS ETF	STPZ	10/1/2012	7,396.23		53.9871	10/1/2013	7,255.70	52.9623	-140.53	-1.90
45	PIMCO 1-5 YR US TIPS ETF	STPZ	7/1/2013	2,373.79		52.7509	10/1/2013	2,383.27	52.9623	9.48	0.40
90	VANGUARD INTRMDT TRM ETF	VCIT	1/2/2013	7,922.03		68.0225	1/2/2014	7,456.60	82.8528	-465.43	-5.94
280	VANGUARD SHRT TRM CP ETF	VCSH	10/1/2012	22,517.65		80.4202	10/1/2013	22,249.58	79.4842	-268.07	-1.19
296	VANGUARD SHRT TRM CP ETF	VCSH	4/1/2013	23,784.58		80.3532	10/1/2013	23,521.00	79.4842	-263.58	-1.11
109	VANGUARD SHRT TRM CP ETF	VCSH	4/1/2013	8,758.49		80.3532	1/2/2014	8,687.15	79.7001	-71.34	-0.81
11	VANGUARD SHRT TRM CP ETF	VCSH	7/1/2013	871.02		79.1831	1/2/2014	876.69	79.7001	5.67	0.65
152	VANGUARD SHRT TRM CP ETF	VCSH	7/1/2013	12,035.83		79.1831	4/1/2014	12,124.80	79.7702	88.97	0.74
				169,507.77				168,182.19		-1,325.58	
<b>Long</b>											
45	ISHARES U S TELCOM ETF	IYZ	7/1/2008	1,070.24		23.7834	7/26/2013	1,269.54	28.2125	199.30	18.62
37	ISHARES U S TELCOM ETF	IYZ	10/12/2009	682.15		18.4365	7/26/2013	1,043.84	28.2125	361.69	53.02
10	ISHARES U S TELCOM ETF	IYZ	4/15/2010	206.70		20.6700	7/26/2013	282.12	28.2125	75.42	36.49
56	ISHARES U S TELCOM ETF	IYZ	10/1/2010	1,226.98		21.9103	7/26/2013	1,579.88	28.2125	352.90	28.76
35	ISHARES S&P S/C 600 ETF	IJS	4/2/2012	2,772.13		79.2037	4/1/2014	3,987.32	113.9260	1,215.19	43.84
17	ISHARES S&P M/C 400 ETF	IJJ	4/1/2010	1,225.02		72.0603	4/1/2014	2,051.85	120.7002	826.83	67.50
9	ISHARES S&P M/C 400 ETF	IJJ	4/15/2010	678.69		75.4100	4/1/2014	1,086.28	120.7002	407.59	60.06
19	ISHARES S&P M/C 400 ETF	IJJ	7/1/2010	1,203.37		63.3350	4/1/2014	2,293.26	120.7002	1,089.89	90.57
21	ISHRS 1-3YR TREAS BD ETF	SHY	10/1/2012	1,774.17		84.4845	4/1/2014	1,771.95	84.3809	-2.22	-0.13
17	TECHNOLOGY SECTOR SP ETF	XLK	4/3/2009	283.24		16.6613	7/1/2013	524.57	30.8581	241.33	85.20
63	TECHNOLOGY SECTOR SP ETF	XLK	10/12/2009	1,328.45		21.0865	7/1/2013	1,944.02	30.8581	615.57	46.34
17	TECHNOLOGY SECTOR SP ETF	XLK	4/15/2010	408.34		24.0200	7/1/2013	524.57	30.8581	116.23	28.46
143	TECHNOLOGY SECTOR SP ETF	XLK	10/1/2010	3,298.18		23.0642	7/1/2013	4,412.65	30.8581	1,114.47	33.79
113	TECHNOLOGY SECTOR SP ETF	XLK	10/1/2010	2,606.26		23.0642	7/26/2013	3,565.32	31.5520	959.06	36.80
110	TECHNOLOGY SECTOR SP ETF	XLK	10/1/2010	2,537.06		23.0642	10/1/2013	3,546.66	32.2429	1,009.60	39.79
80	TECHNOLOGY SECTOR SP ETF	XLK	10/1/2010	1,845.14		23.0642	1/2/2014	2,833.31	35.4170	988.17	53.56
167	FINANCIAL SECTOR SP ETF	XLF	1/5/2009	2,103.49		12.5958	7/1/2013	3,279.80	19.6399	1,176.31	55.92

# Schedule of Realized Gains and Losses

07/01/2013 - 06/30/2014

Thursday, April 30, 2015  
E719 GILBERT GEOFF L

## Prepared For:

4448-3920

ROSWELL SERTOMA CLUB INC

Quantity	Name	Security	Open Date	Cost Amount	Adjusted Cost Amount	Trade Price	Close Date	Close Amt	Close Price	Realized	% Gain or Loss
Long - Continued											
150	FINANCIAL SECTOR SPD ETF	XLF	10/1/2009 <sup>1</sup>	2,192.18 <sup>1</sup>		14.6145	7/1/2013	2,945.93	19.6399	753.75	34.38
67	FINANCIAL SECTOR SPD ETF	XLF	10/12/2009 <sup>1</sup>	1,027.02 <sup>1</sup>		15.3286	7/1/2013	1,315.86	19.6399	288.84	28.12
11	FINANCIAL SECTOR SPD ETF	XLF	10/12/2009 <sup>1</sup>	168.61 <sup>1</sup>		15.3286	1/2/2014	239.13	21.7400	70.52	41.82
6	FINANCIAL SECTOR SPD ETF	XLF	4/15/2010 <sup>1</sup>	102.06 <sup>1</sup>		17.0100	1/2/2014	130.43	21.7400	28.37	27.80
178	FINANCIAL SECTOR SPD ETF	XLF	10/1/2010 <sup>1</sup>	2,574.63 <sup>1</sup>		14.4642	1/2/2014	3,869.67	21.7400	1,295.04	50.30
34	INDUSTRIAL SECTOR SP ETF	XLI	4/3/2009 <sup>1</sup>	673.10 <sup>1</sup>		19.7972	7/1/2013	1,465.38	43.1003	792.28	117.71
56	INDUSTRIAL SECTOR SP ETF	XLI	10/12/2009 <sup>1</sup>	1,489.49 <sup>1</sup>		26.5980	7/1/2013	2,413.58	43.1003	924.09	62.04
2	INDUSTRIAL SECTOR SP ETF	XLI	4/15/2010 <sup>1</sup>	65.24 <sup>1</sup>		32.6200	7/1/2013	86.20	43.1003	20.96	32.13
11	INDUSTRIAL SECTOR SP ETF	XLI	4/15/2010 <sup>1</sup>	358.82 <sup>1</sup>		32.6200	10/1/2013	513.31	46.6659	154.49	43.06
41	INDUSTRIAL SECTOR SP ETF	XLI	10/1/2010 <sup>1</sup>	1,285.36 <sup>1</sup>		31.3501	10/1/2013	1,913.28	46.6659	627.92	48.85
42	CONSUMR STPLE SCTOR ETF	XLP	4/3/2009 <sup>1</sup>	913.50 <sup>1</sup>		21.7501	7/1/2013	1,681.49	40.0364	767.99	84.07
10	CONSUMR STPLE SCTOR ETF	XLP	4/15/2010 <sup>1</sup>	279.99 <sup>1</sup>		27.9994	7/1/2013	400.35	40.0364	120.36	42.99
32	CONSUMR STPLE SCTOR ETF	XLP	10/1/2010 <sup>1</sup>	893.43 <sup>1</sup>		27.9196	7/1/2013	1,281.16	40.0364	387.73	43.40
73	CONSUMR STPLE SCTOR ETF	XLP	10/1/2010 <sup>1</sup>	2,038.13 <sup>1</sup>		27.9196	1/2/2014	3,105.84	42.5465	1,067.71	52.39
2	ENERGY SECTOR SPDR ETF	XLE	4/3/2009 <sup>1</sup>	91.27 <sup>1</sup>		45.6397	7/1/2013	158.28	79.1436	67.01	73.42
10	ENERGY SECTOR SPDR ETF	XLE	10/12/2009 <sup>1</sup>	571.60 <sup>1</sup>		57.1800	7/1/2013	791.42	79.1436	219.62	38.41
4	ENERGY SECTOR SPDR ETF	XLE	4/15/2010 <sup>1</sup>	241.20 <sup>1</sup>		60.3000	7/1/2013	316.56	79.1436	75.36	31.24
48	ENERGY SECTOR SPDR ETF	XLE	10/1/2010 <sup>1</sup>	2,722.74 <sup>1</sup>		56.7236	7/1/2013	3,798.84	79.1436	1,076.10	39.52
32	ENERGY SECTOR SPDR ETF	XLE	10/1/2010 <sup>1</sup>	1,815.16 <sup>1</sup>		56.7236	1/2/2014	2,799.28	87.4780	984.12	54.22
39	MATERIALS SECTOR SP ETF	XLB	10/1/2009 <sup>1</sup>	1,178.68 <sup>1</sup>		30.2279	7/26/2013	1,572.90	40.3316	394.02	33.42
22	MATERIALS SECTOR SP ETF	XLB	10/12/2009 <sup>1</sup>	698.26 <sup>1</sup>		31.7390	7/26/2013	887.28	40.3316	189.02	27.07
9	MATERIALS SECTOR SP ETF	XLB	4/15/2010 <sup>1</sup>	314.37 <sup>1</sup>		34.9300	7/26/2013	362.97	40.3316	48.60	15.46
52	MATERIALS SECTOR SP ETF	XLB	10/1/2010 <sup>1</sup>	1,722.11 <sup>1</sup>		33.1175	7/26/2013	2,097.22	40.3316	375.11	21.78
96	HEALTH CARE SECTOR ETF	XLV	10/1/2010 <sup>1</sup>	2,925.19 <sup>1</sup>		30.4707	7/1/2013	4,602.14	47.9398	1,676.95	57.33
64	HEALTH CARE SECTOR ETF	XLV	10/1/2010 <sup>1</sup>	1,950.12 <sup>1</sup>		30.4707	1/2/2014	3,530.56	55.1660	1,580.44	81.04
49	CONSUMR DISC SECTOR ETF	XLY	7/1/2008 <sup>1</sup>	1,375.47 <sup>1</sup>		28.0710	7/1/2013	2,789.66	56.9330	1,414.19	102.82
60	CONSUMR DISC SECTOR ETF	XLY	1/5/2009 <sup>1</sup>	1,347.58 <sup>1</sup>		22.4596	7/1/2013	3,415.93	56.9330	2,068.35	153.49
62	CONSUMR DISC SECTOR ETF	XLY	1/5/2009 <sup>1</sup>	1,392.50 <sup>1</sup>		22.4596	10/1/2013	3,779.98	60.9686	2,387.48	171.45
292	SPDR BRCLY H/Y BOND ETF	JNK	10/3/2011 <sup>1</sup>	10,454.68 <sup>1</sup>		35.8037	7/1/2013	11,511.26	39.4228	1,056.58	10.11
202	VANGUARD REIT ETF	VNQ	4/2/2012 <sup>2</sup>	12,925.38 <sup>1</sup>	12,640.55	63.9870	1/2/2014	13,012.63	64.4201	372.08	2.88
240	VANGUARD REIT ETF	VNQ	4/2/2012 <sup>2</sup>	15,356.87 <sup>1</sup>	15,018.58	63.9870	4/1/2014	16,908.58	70.4540	1,890.00	12.31
29	VANGUARD REIT ETF	VNQ	10/1/2012 <sup>2</sup>	1,873.10 <sup>1</sup>	1,841.66	64.5896	4/1/2014	2,043.13	70.4540	201.47	10.76
				98,267.85	29,500.79			131,737.17	34,123.88		

# Schedule of Realized Gains and Losses

07/01/2013 - 06/30/2014

Thursday, April 30, 2015  
E719 GILBERT GEOFF L

## Prepared For:

4448-3920  
ROSWELL SERTOMA CLUB INC

Quantity	Name	Security	Open Date	Cost Amount	Adjusted Cost Amount	Trade Price	Close Date	Close Amt	Close Price	Realized	% Gain or Loss
----------	------	----------	-----------	-------------	----------------------	-------------	------------	-----------	-------------	----------	----------------

Report Summary				267,775.62	29,500.79			299,919.36		32,798.30	
----------------	--	--	--	------------	-----------	--	--	------------	--	-----------	--

Realized Gains or Losses	
Short Term	-1,325.58
Long Term	34,123.88

## Legend

(\*) Security Held Away

### Open Date

C - Covered Tax Lot

N - Noncovered Tax Lot

M - Net Row Contains Both Covered and Noncovered Tax Lots

W - Open Date Reflects Wash Sale Date

### Cost Amount

E - Pre Effective

O - Post Effective

N - Net Average Cost

M - Net Row Contains Tax Lots with Multiple Elections

Covered Tax Lot- Cost information for this tax lot is covered by IRS reporting requirements

Noncovered Tax Lot -Cost information for this tax lot is not covered by IRS reporting requirements

Wash Sale Date- The cost for this tax lot has been adjusted due to wash sale activity as defined by the IRS regulations

CSI -Cash Standing Instructions indicates the disposition of stock and money on cash accounts

MMF Code -The MMF Code in the report header indicates how money market account balances are treated.

This report is not the official record of your account. However, it has been prepared to assist you with your investment planning and is for informational purposes only. Your Wells Fargo Advisors Client Statement is the official record of your account. Therefore, if there are any discrepancies between this report and your Client Statement, you should rely on the Client Statement and call your local Branch Manager with any questions. Cost data and acquisition dates provided by you are not verified by Wells Fargo Advisors. Transactions requiring tax consideration should be reviewed carefully with your accountant or tax advisor. Unless otherwise indicated, market prices/values are the most recent closing prices available at the time of this report, and are subject to change. Prices may not reflect the value at which securities could be sold. Past performance does not guarantee future results.

Investments in securities and insurance products are

NOT FDIC - INSURED/NOT BANK GUARANTEED/MAY LOSE VALUE

Wells Fargo Advisors, LLC, Member SIPC is a registered broker-dealer and a separate non-bank affiliates of Wells Fargo & Company

# Schedule of Realized Gains and Losses

07/01/2013 - 06/30/2014

Thursday, April 30, 2015  
E719 GILBERT GEOFF L

## Prepared For:

5512-6206  
ROSWELL SERTOMA CLUB INC  
PO BOX 202  
ROSWELL NM 88202-0202

Quantity	Name	Security	Open Date	Cost Amount	Adjusted Cost Amount	Trade Price	Close Date	Close Amt	Close Price	Realized	% Gain or Loss
<b>Short</b>											
471 9840	HARBOR COMMODITY RL RT IN	HACMX	12/6/2012 <sup>F</sup>	3,506.84 <sup>n</sup>		7.4300	7/5/2013	2,836.62	6.0100	670.22	19.11
84 6830	HARBOR COMMODITY RL RT IN	HACMX	12/7/2012 <sup>F</sup>	624.97 <sup>n</sup>		7.3800	7/5/2013	508.95	6.0100	116.02	18.56
59 0050	HARBOR CAP APPREC INSTL	HACAX	10/16/2012 <sup>F</sup>	2,564.36 <sup>n</sup>		43.4600	7/5/2013	2,813.35	47.6800	248.99	9.71
20	ISHARES CORE S&P SML ETF	IJR	11/20/2013 <sup>F</sup>	2,098.20 <sup>n</sup>		104.9100	5/23/2014	2,114.96	105.7501	16.76	0.80
8 8790	PIMCO TOTAL RETURN INSTL	PTTRX	12/3/2012 <sup>F</sup>	103.17 <sup>n</sup>		11.6200	11/6/2013	96.69	10.8900	6.48	6.45
6 2790	PIMCO TOTAL RETURN INSTL	PTTRX	12/7/2012 <sup>F</sup>	73.08 <sup>n</sup>		11.6400	11/6/2013	68.37	10.8900	4.71	6.46
41 5170	PIMCO TOTAL RETURN INSTL	PTTRX	12/13/2012 <sup>F</sup>	471.63 <sup>n</sup>		11.3600	11/6/2013	452.13	10.8900	19.50	4.13
30 4740	PIMCO TOTAL RETURN INSTL	PTTRX	12/13/2012 <sup>F</sup>	346.18 <sup>n</sup>		11.3600	11/6/2013	331.87	10.8900	14.31	4.13
31 7000	PIMCO TOTAL RETURN INSTL	PTTRX	12/28/2012 <sup>F</sup>	356.31 <sup>n</sup>		11.2400	11/6/2013	345.22	10.8900	11.09	3.11
6 9790	PIMCO TOTAL RETURN INSTL	PTTRX	1/2/2013 <sup>F</sup>	78.44 <sup>n</sup>		11.2400	11/6/2013	76.00	10.8900	2.44	3.11
105 7460	PIMCO TOTAL RETURN INSTL	PTTRX	1/4/2013 <sup>F</sup>	1,184.36 <sup>n</sup>		11.2000	11/6/2013	1,151.60	10.8900	32.76	2.77
5 4850	PIMCO TOTAL RETURN INSTL	PTTRX	2/1/2013 <sup>F</sup>	61.38 <sup>n</sup>		11.1900	11/6/2013	59.73	10.8900	1.65	2.69
6 1980	PIMCO TOTAL RETURN INSTL	PTTRX	3/1/2013 <sup>F</sup>	69.60 <sup>n</sup>		11.2300	11/6/2013	67.49	10.8900	2.11	3.03
7 9300	PIMCO TOTAL RETURN INSTL	PTTRX	4/1/2013 <sup>F</sup>	89.13 <sup>n</sup>		11.2400	11/6/2013	86.36	10.8900	2.77	3.11
7 3850	PIMCO TOTAL RETURN INSTL	PTTRX	5/1/2013 <sup>F</sup>	83.75 <sup>n</sup>		11.3400	11/6/2013	80.42	10.8900	3.33	3.98
4 0890	PIMCO TOTAL RETURN INSTL	PTTRX	6/3/2013 <sup>F</sup>	45.26 <sup>n</sup>		11.0700	11/6/2013	44.53	10.8900	0.73	1.61
2 8930	PIMCO TOTAL RETURN INSTL	PTTRX	7/1/2013 <sup>F</sup>	31.13 <sup>n</sup>		10.7600	11/6/2013	31.50	10.8900	0.37	1.19
63 4830	PIMCO TOTAL RETURN INSTL	PTTRX	7/5/2013 <sup>F</sup>	674.19 <sup>n</sup>		10.6200	11/6/2013	691.37	10.8900	17.18	2.55
2 7640	PIMCO TOTAL RETURN INSTL	PTTRX	8/1/2013 <sup>F</sup>	29.82 <sup>n</sup>		10.7900	11/6/2013	30.10	10.8900	0.28	0.94
2 9540	PIMCO TOTAL RETURN INSTL	PTTRX	9/3/2013 <sup>F</sup>	31.46 <sup>n</sup>		10.6500	11/6/2013	32.17	10.8900	0.71	2.26
2 2620	PIMCO TOTAL RETURN INSTL	PTTRX	10/1/2013 <sup>F</sup>	24.47 <sup>n</sup>		10.8200	11/6/2013	24.63	10.8900	0.16	0.65
2 5360	PIMCO TOTAL RETURN INSTL	PTTRX	11/1/2013 <sup>F</sup>	27.64 <sup>n</sup>		10.9000	11/6/2013	27.63	10.8900	0.01	0.04
7 6920	RIVERNORTH/DOUBLE CL I	RNSIX	11/30/2012 <sup>F</sup>	87.15 <sup>n</sup>		11.3300	11/6/2013	82.38	10.7100	4.77	5.47
13 6810	RIVERNORTH/DOUBLE CL I	RNSIX	12/31/2012 <sup>F</sup>	153.50 <sup>n</sup>		11.2200	11/6/2013	146.52	10.7100	6.98	4.55
13.5450	RIVERNORTH/DOUBLE CL I	RNSIX	12/31/2012 <sup>F</sup>	151.98 <sup>n</sup>		11.2200	11/6/2013	145.06	10.7100	6.92	4.55
1.3610	RIVERNORTH/DOUBLE CL I	RNSIX	12/31/2012 <sup>F</sup>	15.27 <sup>n</sup>		11.2200	11/6/2013	14.57	10.7100	0.70	4.53
53 0690	RIVERNORTH/DOUBLE CL I	RNSIX	1/4/2013 <sup>F</sup>	597.03 <sup>n</sup>		11.2500	11/6/2013	568.37	10.7100	28.66	4.80
6 6170	RIVERNORTH/DOUBLE CL I	RNSIX	1/31/2013 <sup>F</sup>	74.64 <sup>n</sup>		11.2800	11/6/2013	70.86	10.7100	3.78	5.05
8 4340	RIVERNORTH/DOUBLE CL I	RNSIX	3/1/2013 <sup>F</sup>	95.13 <sup>n</sup>		11.2800	11/6/2013	90.32	10.7100	4.81	5.05
8 8720	RIVERNORTH/DOUBLE CL I	RNSIX	4/1/2013 <sup>F</sup>	100.17 <sup>n</sup>		11.2900	11/6/2013	95.02	10.7100	5.15	5.11
46 8140	RIVERNORTH/DOUBLE CL I	RNSIX	4/17/2013 <sup>F</sup>	532.27 <sup>n</sup>		11.3700	11/6/2013	501.38	10.7100	30.89	5.80
8 2560	RIVERNORTH/DOUBLE CL I	RNSIX	5/1/2013 <sup>F</sup>	94.04 <sup>n</sup>		11.3900	11/6/2013	88.42	10.7100	5.62	5.98
8 2970	RIVERNORTH/DOUBLE CL I	RNSIX	6/3/2013 <sup>F</sup>	93.18 <sup>n</sup>		11.2300	11/6/2013	88.86	10.7100	4.32	4.64
9 3600	RIVERNORTH/DOUBLE CL I	RNSIX	7/1/2013 <sup>F</sup>	101.56 <sup>n</sup>		10.8500	11/6/2013	100.24	10.7100	1.32	1.30
343 2880	RIVERNORTH/DOUBLE CL I	RNSIX	7/5/2013 <sup>F</sup>	3,680.05 <sup>n</sup>		10.7200	11/6/2013	3,676.67	10.7100	3.38	0.09

## Schedule of Realized Gains and Losses

Thursday, April 30, 2015

07/01/2013 - 06/30/2014

E719 GILBERT GEOFF L

## Prepared For:

5512-6206

ROSWELL SERTOMA CLUB INC

Quantity	Name	Security	Open Date	Cost Amount	Adjusted Cost Amount	Trade Price	Close Date	Close Amt	Close Price	Realized	% Gain or Loss
Short - Continued											
11.9130	RIVERNORTH/DOUBLE CL I	RNSIX	8/1/2013	127.47		10.7000	11/6/2013	127.59	10.7100	0.12	0.09
5.7270	RIVERNORTH/DOUBLE CL I	RNSIX	9/3/2013	60.25		10.5200	11/6/2013	61.33	10.7100	1.08	1.79
5.8630	RIVERNORTH/DOUBLE CL I	RNSIX	10/1/2013	62.26		10.6200	11/6/2013	62.80	10.7100	0.54	0.87
4.7230	RIVERNORTH/DOUBLE CL I	RNSIX	11/1/2013	50.63		10.7200	11/6/2013	50.59	10.7100	-0.04	-0.09
				16,651.96				17,942.67		-1,090.71	
Long											
157.3980	ARTISAN INTL VALUE FD	ARTKX	1/20/2012	4,104.94		26.0800	1/21/2014	5,792.25	36.8000	1,687.31	41.10
29.3740	ARTISAN INTL VALUE FD	ARTKX	1/20/2012	766.08		26.0800	5/23/2014	1,115.04	37.9600	348.96	45.55
214.9370	HARBOR COMMODITY RL INSTL	HACMX	12/7/2012	1,586.24		7.3800	5/23/2014	1,403.54	6.5300	-182.70	-11.52
161.4800	HARBOR CAP APPREC INSTL	HACAX	10/16/2012	7,017.93		43.4600	1/21/2014	9,286.74	57.5100	2,268.81	32.33
463.5540	HARBOR MID CAP GROWTH FD	HAMGX	12/28/2010	3,968.02		8.5600	7/5/2013	5,080.55	10.9600	1,112.53	28.04
369.0120	HARBOR M/C GROWTH INSTL	HAMGX	12/28/2010	3,329.93		8.5600	1/21/2014	4,228.56	10.8700	898.63	26.99
310.1130	HARBOR M/C GROWTH INSTL	HAMGX	2/18/2011	2,936.77		9.4700	1/21/2014	3,370.93	10.8700	434.16	14.78
42.2150	HARRIS ASSOC OAKMARK I	OAKBX	4/12/2012	1,213.68		28.7500	7/5/2013	1,308.67	31.0000	94.99	7.83
79.8710	HARRIS ASSOC OAKMARK I	OAKBX	4/12/2012	2,296.29		28.7500	1/21/2014	2,596.60	32.5100	300.31	13.08
22.7830	HARRIS ASSOC OAKMARK I	OAKBX	4/12/2012	655.02		28.7500	5/23/2014	764.37	33.5500	109.35	16.69
30	ISHARES CORE S&P SML ETF	IJR	12/6/2012	2,282.69		76.0899	5/23/2014	3,172.43	105.7501	889.74	38.98
24.0610	PIMCO TOTAL RETURN INSTL	PTTRX	12/10/2010	259.85		10.8000	7/2/2013	259.37	10.7800	-0.48	-0.19
81.8310	PIMCO TOTAL RETURN INSTL	PTTRX	12/10/2010	883.78		10.8000	7/2/2013	882.13	10.7800	-1.65	-0.19
17.2370	PIMCO TOTAL RETURN INSTL	PTTRX	1/3/2011	187.02		10.8500	7/2/2013	185.81	10.7800	-1.21	-0.65
11.9150	PIMCO TOTAL RETURN INSTL	PTTRX	2/1/2011	129.28		10.8500	7/2/2013	128.44	10.7800	-0.84	-0.65
322.4080	PIMCO TOTAL RETURN INSTL	PTTRX	2/18/2011	3,491.68		10.8300	7/2/2013	3,475.58	10.7800	-16.10	-0.46
6.3700	PIMCO TOTAL RETURN INSTL	PTTRX	3/1/2011	69.31		10.8800	7/2/2013	68.67	10.7800	-0.64	-0.92
4.7840	PIMCO TOTAL RETURN INSTL	PTTRX	3/1/2011	52.05		10.8800	11/6/2013	52.09	10.8900	0.04	0.08
12.3010	PIMCO TOTAL RETURN INSTL	PTTRX	4/1/2011	133.84		10.8800	11/6/2013	133.95	10.8900	0.11	0.08
12.2750	PIMCO TOTAL RETURN INSTL	PTTRX	5/2/2011	135.39		11.0300	11/6/2013	133.67	10.8900	-1.72	-1.27
12.3490	PIMCO TOTAL RETURN INSTL	PTTRX	6/1/2011	136.58		11.0600	11/6/2013	134.48	10.8900	-2.10	-1.54
11.9020	PIMCO TOTAL RETURN INSTL	PTTRX	7/1/2011	130.80		10.9900	11/6/2013	129.61	10.8900	-1.19	-0.91
177.8890	PIMCO TOTAL RETURN INSTL	PTTRX	7/22/2011	1,965.67		11.0500	11/6/2013	1,937.21	10.8900	-28.46	-1.45
11.2320	PIMCO TOTAL RETURN INSTL	PTTRX	8/1/2011	124.67		11.1000	11/6/2013	122.31	10.8900	-2.36	-1.89
10.1810	PIMCO TOTAL RETURN INSTL	PTTRX	9/1/2011	112.09		11.0100	11/6/2013	110.87	10.8900	-1.22	-1.09
11.5070	PIMCO TOTAL RETURN INSTL	PTTRX	10/3/2011	124.16		10.7900	11/6/2013	125.31	10.8900	1.15	0.93
11.3210	PIMCO TOTAL RETURN INSTL	PTTRX	11/1/2011	123.51		10.9100	11/6/2013	123.28	10.8900	-0.23	-0.19
12.4500	PIMCO TOTAL RETURN INSTL	PTTRX	12/1/2011	134.21		10.7800	11/6/2013	135.58	10.8900	1.37	1.02
25.1100	PIMCO TOTAL RETURN INSTL	PTTRX	12/30/2011	271.94		10.8300	11/6/2013	273.44	10.8900	1.50	0.55
12.2560	PIMCO TOTAL RETURN INSTL	PTTRX	1/3/2012	133.22		10.8700	11/6/2013	133.46	10.8900	0.24	0.18



## Schedule of Realized Gains and Losses

07/01/2013 - 06/30/2014

Thursday, April 30, 2015  
E719 GILBERT GEOFF L

## Prepared For:

5512-6206  
ROSWELL SERTOMA CLUB INC

Quantity	Name	Security	Open Date	Cost Amount	Adjusted Cost Amount	Trade Price	Close Date	Close Amt	Close Price	Realized	% Gain or Loss
<b>Long - Continued</b>											
334 9290	PIMCO TOTAL RETURN INSTL	PTRRX	1/23/2012 <sup>F</sup>	3,664.12 <sup>n</sup>		10.9400	11/6/2013	3,647.39	10.8900	16.73	0.16
11 6510	PIMCO TOTAL RETURN INSTL	PTRRX	2/1/2012 <sup>F</sup>	129.56 <sup>n</sup>		11.1200	11/6/2013	126.68	10.8900	-2.88	-2.07
155.6400	PIMCO TOTAL RETURN INSTL	PTRRX	2/24/2012 <sup>F</sup>	1,727.60 <sup>n</sup>		11.1000	11/6/2013	1,694.93	10.8900	-32.67	-1.39
11 5410	PIMCO TOTAL RETURN INSTL	PTRRX	3/1/2012 <sup>F</sup>	128.34 <sup>n</sup>		11.1200	11/6/2013	125.68	10.8900	-2.66	-2.07
14 7510	PIMCO TOTAL RETURN INSTL	PTRRX	4/2/2012 <sup>F</sup>	163.59 <sup>n</sup>		11.0900	11/6/2013	160.63	10.8900	-2.96	-1.81
21 4220	PIMCO TOTAL RETURN INSTL	PTRRX	4/12/2012 <sup>F</sup>	239.07 <sup>n</sup>		11.1600	11/6/2013	233.28	10.8900	-5.79	-2.42
13 5700	PIMCO TOTAL RETURN INSTL	PTRRX	5/1/2012 <sup>F</sup>	152.25 <sup>n</sup>		11.2200	11/6/2013	147.77	10.8900	-4.48	-2.94
15 0460	PIMCO TOTAL RETURN INSTL	PTRRX	6/1/2012 <sup>F</sup>	169.72 <sup>n</sup>		11.2800	11/6/2013	163.85	10.8900	-5.87	-3.46
13 4430	PIMCO TOTAL RETURN INSTL	PTRRX	7/2/2012 <sup>F</sup>	151.94 <sup>n</sup>		11.3000	11/6/2013	146.39	10.8900	-5.55	-3.63
20 4790	PIMCO TOTAL RETURN INSTL	PTRRX	7/5/2012 <sup>F</sup>	232.44 <sup>n</sup>		11.3500	11/6/2013	223.01	10.8900	-9.43	-4.06
10 4960	PIMCO TOTAL RETURN INSTL	PTRRX	8/1/2012 <sup>F</sup>	120.39 <sup>n</sup>		11.4700	11/6/2013	114.30	10.8900	-6.09	-5.06
10 1710	PIMCO TOTAL RETURN INSTL	PTRRX	9/4/2012 <sup>F</sup>	116.97 <sup>n</sup>		11.5000	11/6/2013	110.76	10.8900	-6.21	-5.31
7 3820	PIMCO TOTAL RETURN INSTL	PTRRX	10/1/2012 <sup>F</sup>	85.48 <sup>n</sup>		11.5800	11/6/2013	80.39	10.8900	-5.09	-5.95
9 7810	PIMCO TOTAL RETURN INSTL	PTRRX	11/1/2012 <sup>F</sup>	113.36 <sup>n</sup>		11.5900	11/6/2013	106.51	10.8900	-6.85	-6.04
50	POWERSHARES DB GOLD FD	DGL	9/8/2011 <sup>n</sup>	3,251.70 <sup>n</sup>		65.0340	7/5/2013	2,048.97	40.9801	-1,202.73	-36.99
150	POWERSHARES DB GOLD FD	DGL	9/8/2011 <sup>n</sup>	9,755.10 <sup>n</sup>		85.0340	8/5/2013	6,595.05	43.9678	-3,160.05	-32.44
100	POWERSHARES DB GOLD FD	DGL	9/8/2011 <sup>n</sup>	6,507.00 <sup>n</sup>		85.0700	8/5/2013	4,396.71	43.9678	-2,110.29	-31.13
251 5080	RIVERNORTH/DOUBLE CL I	RNSIX	2/23/2012 <sup>F</sup>	2,756.50 <sup>n</sup>		10.9600	7/2/2013	2,726.34	10.8400	-30.16	-1.10
486 4990	RIVERNORTH/DOUBLE CL I	RNSIX	2/24/2012 <sup>F</sup>	5,332.03 <sup>n</sup>		10.9600	7/2/2013	5,273.66	10.8400	-58.37	-1.10
336 3050	RIVERNORTH/DOUBLE CL I	RNSIX	2/24/2012 <sup>F</sup>	3,685.90 <sup>n</sup>		10.9600	8/5/2013	3,585.01	10.6600	-100.89	-2.71
3 9630	RIVERNORTH/DOUBLE CL I	RNSIX	2/29/2012 <sup>F</sup>	43.36 <sup>n</sup>		10.9400	8/5/2013	42.24	10.6600	-1.12	-2.59
5 5370	RIVERNORTH/DOUBLE CL I	RNSIX	3/30/2012 <sup>F</sup>	60.57 <sup>n</sup>		10.9400	8/5/2013	59.02	10.6600	-1.55	-2.56
7 9980	RIVERNORTH/DOUBLE CL I	RNSIX	4/12/2012 <sup>F</sup>	87.74 <sup>n</sup>		10.9700	8/5/2013	85.25	10.6600	-2.49	-2.84
5 9760	RIVERNORTH/DOUBLE CL I	RNSIX	4/30/2012 <sup>F</sup>	65.68 <sup>n</sup>		10.9900	8/5/2013	63.70	10.6600	-1.98	-3.01
5 9040	RIVERNORTH/DOUBLE CL I	RNSIX	5/31/2012 <sup>F</sup>	64.65 <sup>n</sup>		10.9500	8/5/2013	62.93	10.6600	-1.72	-2.66
5 9510	RIVERNORTH/DOUBLE CL I	RNSIX	6/29/2012 <sup>F</sup>	65.40 <sup>n</sup>		10.9900	8/5/2013	63.43	10.6600	-1.97	-3.01
378 8350	RIVERNORTH/DOUBLE CL I	RNSIX	7/6/2012 <sup>F</sup>	4,178.56 <sup>n</sup>		11.0300	8/5/2013	4,038.42	10.6600	-140.14	-3.35
418 9890	RIVERNORTH/DOUBLE CL I	RNSIX	7/6/2012 <sup>F</sup>	4,621.44 <sup>n</sup>		11.0300	11/6/2013	4,487.37	10.7100	-134.07	-2.90
9 6680	RIVERNORTH/DOUBLE CL I	RNSIX	7/31/2012 <sup>F</sup>	107.70 <sup>n</sup>		11.1400	11/6/2013	103.54	10.7100	-4.16	-3.86
9 6430	RIVERNORTH/DOUBLE CL I	RNSIX	8/31/2012 <sup>F</sup>	108.20 <sup>n</sup>		11.2200	11/6/2013	103.27	10.7100	-4.93	-4.55
8 5740	RIVERNORTH/DOUBLE CL I	RNSIX	9/28/2012 <sup>F</sup>	97.14 <sup>n</sup>		11.3300	11/6/2013	91.82	10.7100	-5.32	-5.48
6 9460	RIVERNORTH/DOUBLE CL I	RNSIX	11/1/2012 <sup>F</sup>	78.70 <sup>n</sup>		11.3300	11/6/2013	74.39	10.7100	-4.31	-5.48
169 3640	T ROWE PRICE REAL ESTATE	TRREX	12/2/2009 <sup>n</sup>	2,257.62 <sup>n</sup>	2,174.63	13.3300	5/23/2014	4,095.21	24.1800	1,920.58	85.07
130 8860	TEMPLETON INC GLB BD ADV	TGBAX	12/2/2009 <sup>n</sup>	1,662.67 <sup>n</sup>		12.7033	7/2/2013	1,697.58	12.9700	34.91	2.10
19 3400	TEMPLETON INC GLB BD ADV	TGBAX	12/17/2009 <sup>n</sup>	243.96 <sup>n</sup>		12.6135	7/2/2013	250.84	12.9700	6.88	2.82
18 9160	TEMPLETON INC GLB BD ADV	TGBAX	1/20/2010 <sup>n</sup>	244.83 <sup>n</sup>		12.9426	7/2/2013	245.34	12.9700	0.51	0.21

# Schedule of Realized Gains and Losses

07/01/2013 - 06/30/2014

Thursday, April 30, 2015  
E719 GILBERT GEOFF L

## Prepared For:

5512-6206  
ROSWELL SERTOMA CLUB INC

Quantity	Name	Security	Open Date	Cost Amount	Adjusted Cost Amount	Trade Price	Close Date	Close Amt	Close Price	Realized	% Gain or Loss
Long - Continued											
19 1140	TEMPLETON INC GLB BD ADV	TGBAX	2/18/2010 <sup>4</sup>	245 67 <sup>4</sup>		12 8528	7/2/2013	247.90	12 9700	2.23	0.91
15 8480	TEMPLETON INC GLB BD ADV	TGBAX	3/17/2010 <sup>4</sup>	208 82 <sup>4</sup>		13 1819	7/2/2013	205 55	12 9700	3.37	1.61
65 7500	TEMPLETON INC GLB BD ADV	TGBAX	4/15/2010 <sup>4</sup>	889 66 <sup>4</sup>		13 5309	7/2/2013	852.79	12 9700	-36.87	-1.11
60 1160	TEMPLETON INC GLB BD ADV	TGBAX	4/15/2010 <sup>4</sup>	813 42 <sup>4</sup>		13 5309	7/5/2013	777.90	12 9400	-35.52	-1.37
39 0940	TEMPLETON INC GLB BD ADV	TGBAX	4/15/2010 <sup>4</sup>	528 98 <sup>4</sup>		13 5309	5/23/2014	517.99	13 2500	-10.99	-2.02
226 3510	THORNBURG CORE GRW CL-I	THIGX	4/24/2008 <sup>4</sup>	3,961 99 <sup>4</sup>		17 5036	7/5/2013	5,378.11	23 7600	1,416.16	35.74
130 7700	THORNBURG CORE GRW CL-I	THIGX	4/24/2008 <sup>4</sup>	2,288 93 <sup>4</sup>		17 5036	1/21/2014	3,842.02	29 3800	1,553.09	67.85
299 7650	THORNBURG CORE GRW CL-I	THIGX	12/2/2009 <sup>4</sup>	4,203 19 <sup>4</sup>		14 0216	1/21/2014	8,807.09	29 3800	4,603.90	109.53
106 9770	THORNBURG CORE GRW CL-I	THIGX	12/2/2009 <sup>4</sup>	1,500 00 <sup>4</sup>		14 0216	1/21/2014	3,142.98	29 3800	1,642.98	109.53
106 6410	THORNBURG CORE GRW CL-I	THIGX	4/15/2010 <sup>4</sup>	1,660 45 <sup>4</sup>		15 5703	1/21/2014	3,133.11	29 3800	1,472.66	88.69
136 7570	THORNBURG CORE GRW CL-I	THIGX	10/22/2010 <sup>4</sup>	2,046 91 <sup>4</sup>		14 9674	1/21/2014	4,017.94	29 3800	1,971.03	96.29
154 5910	THORNBURG CORE GRW CL-I	THIGX	10/22/2010 <sup>4</sup>	2,313 84 <sup>4</sup>		14 9674	5/23/2014	4,132.21	26 7300	1,818.37	78.59
66 2090	THORNBURG INC BLDR TR I	TIBIX	3/2/2012 <sup>2</sup>	1,246 72 <sup>4</sup>		18 8300	1/21/2014	1,392.37	21 0300	145.65	11.68
167 7170	VICTORY SMALL CO OPPTY I	VSOIX	4/14/2010 <sup>4</sup>	4,738 00 <sup>4</sup>		28 2500	1/21/2014	6,805.97	40 5800	2,067.97	43.65
92 7120	VICTORY SMALL CO OPPTY I	VSOIX	4/14/2010 <sup>4</sup>	2,619 11 <sup>4</sup>		28 2500	5/23/2014	3,760.39	40 5600	1,141.28	43.58
33 1260	VICTORY SMALL CO OPPTY I	VSOIX	4/15/2010 <sup>4</sup>	941 45 <sup>4</sup>		28 4200	5/23/2014	1,343.59	40 5600	402.14	42.71
0 0080	VICTORY SMALL CO OPPTY I	VSOIX	8/2/2010 <sup>4</sup>	0 22 <sup>4</sup>		26 1200	5/23/2014	0.32	40 5600	0.10	45.45
0 7200	VICTORY SMALL CO OPPTY I	VSOIX	9/30/2010 <sup>4</sup>	18 93 <sup>4</sup>		26 2800	5/23/2014	29.20	40.5600	10.27	54.25
27 8500	VICTORY SMALL CO OPPTY I	VSOIX	10/22/2010 <sup>4</sup>	764.76 <sup>4</sup>		27 4600	5/23/2014	1,129.59	40 5600	364.83	47.71
35 7450	VICTORY SMALL CO OPPTY I	VSOIX	11/4/2010 <sup>4</sup>	1,018.03 <sup>4</sup>		28 4800	5/23/2014	1,449.82	40 5600	431.79	42.41
155 3930	VICTORY SMALL CO OPPTY I	VSOIX	11/5/2010 <sup>4</sup>	4,442 70 <sup>4</sup>		28 5900	5/23/2014	6,302.76	40 5600	1,860.06	41.87
				127,679.73	2,174.63			151,206.40	23,609.66		
Misc											
301 5300	GS FINL SQ MMKT INSTL	FSMXX	8/16/2012 <sup>2</sup>	301 53 <sup>4</sup>		1 0000	7/5/2013	301.53	1 0000		
10,000	GS FINL SQ MMKT INSTL	FSMXX	8/16/2012 <sup>2</sup>	10,000 00 <sup>4</sup>		1 0000	8/5/2013	10,000.00	1 0000		
735 2600	GS FINL SQ MMKT INSTL	FSMXX	8/16/2012 <sup>2</sup>	735 26 <sup>4</sup>		1 0000	1/10/2014	735.26	1 0000		
1,072 3500	GS FINL SQ MMKT INSTL	FSMXX	8/16/2012 <sup>2</sup>	1,072 35 <sup>4</sup>		1 0000	4/11/2014	1,072.35	1 0000		
2 1600	GS FINL SQ MMKT INSTL	FSMXX	9/4/2012	2 16 <sup>4</sup>		1 0000	4/11/2014	2.16	1 0000		
2 8600	GS FINL SQ MMKT INSTL	FSMXX	10/1/2012	2 86 <sup>4</sup>		1 0000	4/11/2014	2.86	1 0000		
285 6900	GS FINL SQ MMKT INSTL	FSMXX	10/16/2012	285 69 <sup>4</sup>		1 0000	4/11/2014	285.69	1 0000		
				12,399.85							
								12,399.85			

# Schedule of Realized Gains and Losses

07/01/2013 - 06/30/2014

Thursday, April 30, 2015  
E719 GILBERT GEOFF L

## Prepared For:

5512-6206  
ROSWELL SERTOMA CLUB INC

Quantity	Name	Security	Open Date	Cost Amount	Adjusted Cost Amount	Trade Price	Close Date	Close Amt	Close Price	Realized	% Gain or Loss
----------	------	----------	-----------	-------------	----------------------	-------------	------------	-----------	-------------	----------	----------------

Report Summary				158,731.54	2,174.63			181,548.92		22,900.37	
----------------	--	--	--	------------	----------	--	--	------------	--	-----------	--

Realized Gains or Losses	
Short Term	-709.29
Long Term	23,609.66

## Legend

(\*) Security Held Away

### Open Date

C - Covered Tax Lot

N - Noncovered Tax Lot

M - Net Row Contains Both Covered and Noncovered Tax Lots

W - Open Date Reflects Wash Sale Date

### Cost Amount

E - Pre Effective

O - Post Effective

N - Net Average Cost

M - Net Row Contains Tax Lots with Multiple Elections

Covered Tax Lot- Cost information for this tax lot is covered by IRS reporting requirements

Noncovered Tax Lot -Cost information for this tax lot is not covered by IRS reporting requirements

Wash Sale Date- The cost for this tax lot has been adjusted due to wash sale activity as defined by the IRS regulations.

CSI -Cash Standing Instructions indicates the disposition of stock and money on cash accounts

MMF Code -The MMF Code in the report header indicates how money market account balances are treated.

This report is not the official record of your account. However, it has been prepared to assist you with your investment planning and is for informational purposes only. Your Wells Fargo Advisors Client Statement is the official record of your account. Therefore, if there are any discrepancies between this report and your Client Statement, you should rely on the Client Statement and call your local Branch Manager with any questions. Cost data and acquisition dates provided by you are not verified by Wells Fargo Advisors. Transactions requiring tax consideration should be reviewed carefully with your accountant or tax advisor. Unless otherwise indicated, market prices/values are the most recent closing prices available at the time of this report, and are subject to change. Prices may not reflect the value at which securities could be sold. Past performance does not guarantee future results.

Investments in securities and insurance products are

NOT FDIC - INSURED/NOT BANK GUARANTEED/MAY LOSE VALUE

Wells Fargo Advisors, LLC, Member SIPC is a registered broker-dealer and a separate non-bank affiliates of Wells Fargo & Company