



See a Social Security Number? Say Something!
Report Privacy Problems to <https://public.resource.org/privacy>
Or call the IRS Identity Theft Hotline at 1-800-908-4490



Part III

Statement of Program Service Accomplishments

Check if Schedule O contains a response or note to any line in this Part III

☐ ☒

1

Briefly describe the organization's mission

TRAINING FOR HANDICAPPED & DISABLED BY PROVIDING A WORK ENVIRONMENT THE SHELTERED WORKSHOP OFFERS CLIENTS ACTIVITIES OF PRODUCING MEDICAL DRAPES AND OTHER MEDICAL DEVICES, PACKING MEDICAL KITS, AND OTHER LABOR INTENSIVE CONTRACTS

2

Did the organization undertake any significant program services during the year which were not listed on the prior Form 990 or 990-EZ?

☐ Yes ☒ No

If "Yes," describe these new services on Schedule O

3

Did the organization cease conducting, or make significant changes in how it conducts, any program services?

☐ Yes ☒ No

If "Yes," describe these changes on Schedule O

4

Describe the organization's program service accomplishments for each of its three largest program services, as measured by expenses Section 501(c)(3) and 501(c)(4) organizations are required to report the amount of grants and allocations to others, the total expenses, and revenue, if any, for each program service reported

4a

(Code) (Expenses \$ 27,954,072 including grants of \$) (Revenue \$ 30,055,151)

TRAINING FOR HANDICAPPED & DISABLED BY PROVIDING A WORK ENVIRONMENT THE REHABILITATION CENTER PROVIDES ACTIVITIES FOR OVER 100 CLIENTS TO MANUFACTURE AND PRODUCE MEDICAL DEVICES, PACKING MEDICAL KITS, AND OTHER LABOR INTENSIVE CONTRACTS

4b

(Code) (Expenses \$ 1,349,085 including grants of \$) (Revenue \$ 228,115)

PROVIDE EDUCATIONAL TRAINING FOR DISABLED PERSONS AND VOCATIONAL EVALUATION FOR HANDICAPPED PERSONS

4c

(Code) (Expenses \$ including grants of \$) (Revenue \$)

4d

Other program services (Describe in Schedule O)
















(Expenses \$ including grants of \$) (Revenue \$)

4e

Total program service expenses ▶ 29,303,157






Form 990 (2013)

Part IV Checklist of Required Schedules

	Yes	No
1 Is the organization described in section 501(c)(3) or 4947(a)(1) (other than a private foundation)? If "Yes," complete Schedule A 	1 Yes	
2 Is the organization required to complete Schedule B, Schedule of Contributors (see instructions)? 	2 Yes	
3 Did the organization engage in direct or indirect political campaign activities on behalf of or in opposition to candidates for public office? If "Yes," complete Schedule C, Part I	3	No
4 Section 501(c)(3) organizations. Did the organization engage in lobbying activities, or have a section 501(h) election in effect during the tax year? If "Yes," complete Schedule C, Part II	4	No
5 Is the organization a section 501(c)(4), 501(c)(5), or 501(c)(6) organization that receives membership dues, assessments, or similar amounts as defined in Revenue Procedure 98-19? If "Yes," complete Schedule C, Part III	5	No
6 Did the organization maintain any donor advised funds or any similar funds or accounts for which donors have the right to provide advice on the distribution or investment of amounts in such funds or accounts? If "Yes," complete Schedule D, Part I 	6	No
7 Did the organization receive or hold a conservation easement, including easements to preserve open space, the environment, historic land areas, or historic structures? If "Yes," complete Schedule D, Part II 	7	No
8 Did the organization maintain collections of works of art, historical treasures, or other similar assets? If "Yes," complete Schedule D, Part III 	8	No
9 Did the organization report an amount in Part X, line 21 for escrow or custodial account liability, serve as a custodian for amounts not listed in Part X, or provide credit counseling, debt management, credit repair, or debt negotiation services? If "Yes," complete Schedule D, Part IV 	9	No
10 Did the organization, directly or through a related organization, hold assets in temporarily restricted endowments, permanent endowments, or quasi-endowments? If "Yes," complete Schedule D, Part V 	10	No
11 If the organization's answer to any of the following questions is "Yes," then complete Schedule D, Parts VI, VII, VIII, IX, or X as applicable		
a Did the organization report an amount for land, buildings, and equipment in Part X, line 10? If "Yes," complete Schedule D, Part VI 	11a Yes	
b Did the organization report an amount for investments—other securities in Part X, line 12 that is 5% or more of its total assets reported in Part X, line 16? If "Yes," complete Schedule D, Part VII 	11b	No
c Did the organization report an amount for investments—program related in Part X, line 13 that is 5% or more of its total assets reported in Part X, line 16? If "Yes," complete Schedule D, Part VIII 	11c	No
d Did the organization report an amount for other assets in Part X, line 15 that is 5% or more of its total assets reported in Part X, line 16? If "Yes," complete Schedule D, Part IX 	11d	No
e Did the organization report an amount for other liabilities in Part X, line 25? If "Yes," complete Schedule D, Part X 	11e Yes	
f Did the organization's separate or consolidated financial statements for the tax year include a footnote that addresses the organization's liability for uncertain tax positions under FIN 48 (ASC 740)? If "Yes," complete Schedule D, Part X 	11f Yes	
12a Did the organization obtain separate, independent audited financial statements for the tax year? If "Yes," complete Schedule D, Parts XI and XII 	12a Yes	
b Was the organization included in consolidated, independent audited financial statements for the tax year? If "Yes," and if the organization answered "No" to line 12a, then completing Schedule D, Parts XI and XII is optional 	12b	No
13 Is the organization a school described in section 170(b)(1)(A)(ii)? If "Yes," complete Schedule E	13	No
14a Did the organization maintain an office, employees, or agents outside of the United States?	14a	No
b Did the organization have aggregate revenues or expenses of more than \$10,000 from grantmaking, fundraising, business, investment, and program service activities outside the United States, or aggregate foreign investments valued at \$100,000 or more? If "Yes," complete Schedule F, Parts I and IV	14b	No
15 Did the organization report on Part IX, column (A), line 3, more than \$5,000 of grants or other assistance to or for any foreign organization? If "Yes," complete Schedule F, Parts II and IV	15	No
16 Did the organization report on Part IX, column (A), line 3, more than \$5,000 of aggregate grants or other assistance to or for foreign individuals? If "Yes," complete Schedule F, Parts III and IV	16	No
17 Did the organization report a total of more than \$15,000 of expenses for professional fundraising services on Part IX, column (A), lines 6 and 11e? If "Yes," complete Schedule G, Part I (see instructions)	17	No
18 Did the organization report more than \$15,000 total of fundraising event gross income and contributions on Part VIII, lines 1c and 8a? If "Yes," complete Schedule G, Part II	18	No
19 Did the organization report more than \$15,000 of gross income from gaming activities on Part VIII, line 9a? If "Yes," complete Schedule G, Part III	19	No
20a Did the organization operate one or more hospital facilities? If "Yes," complete Schedule H	20a	No
b If "Yes" to line 20a, did the organization attach a copy of its audited financial statements to this return?	20b	

Part IV

Checklist of Required Schedules (continued)

21	Did the organization report more than \$5,000 of grants or other assistance to any domestic organization or government on Part IX, column (A), line 1? <i>If "Yes," complete Schedule I, Parts I and II</i>	21		No
22	Did the organization report more than \$5,000 of grants or other assistance to individuals in the United States on Part IX, column (A), line 2? <i>If "Yes," complete Schedule I, Parts I and III</i>	22		No
23	Did the organization answer "Yes" to Part VII, Section A, line 3, 4, or 5 about compensation of the organization's current and former officers, directors, trustees, key employees, and highest compensated employees? <i>If "Yes," complete Schedule J</i> 	23	Yes	
24a	Did the organization have a tax-exempt bond issue with an outstanding principal amount of more than \$100,000 as of the last day of the year, that was issued after December 31, 2002? <i>If "Yes," answer lines 24b through 24d and complete Schedule K. If "No," go to line 25a</i>	24a		No
b	Did the organization invest any proceeds of tax-exempt bonds beyond a temporary period exception?	24b		
c	Did the organization maintain an escrow account other than a refunding escrow at any time during the year to defease any tax-exempt bonds?	24c		
d	Did the organization act as an "on behalf of" issuer for bonds outstanding at any time during the year?	24d		
25a	Section 501(c)(3) and 501(c)(4) organizations. Did the organization engage in an excess benefit transaction with a disqualified person during the year? <i>If "Yes," complete Schedule L, Part I</i>	25a		No
b	Is the organization aware that it engaged in an excess benefit transaction with a disqualified person in a prior year, and that the transaction has not been reported on any of the organization's prior Forms 990 or 990-EZ? <i>If "Yes," complete Schedule L, Part I</i>	25b		No
26	Did the organization report any amount on Part X, line 5, 6, or 22 for receivables from or payables to any current or former officers, directors, trustees, key employees, highest compensated employees, or disqualified persons? <i>If so, complete Schedule L, Part II</i>	26		No
27	Did the organization provide a grant or other assistance to an officer, director, trustee, key employee, substantial contributor or employee thereof, a grant selection committee member, or to a 35% controlled entity or family member of any of these persons? <i>If "Yes," complete Schedule L, Part III</i>	27		No
28	Was the organization a party to a business transaction with one of the following parties (see Schedule L, Part IV instructions for applicable filing thresholds, conditions, and exceptions)			
a	A current or former officer, director, trustee, or key employee? <i>If "Yes," complete Schedule L, Part IV</i>	28a		No
b	A family member of a current or former officer, director, trustee, or key employee? <i>If "Yes," complete Schedule L, Part IV</i>	28b		No
c	An entity of which a current or former officer, director, trustee, or key employee (or a family member thereof) was an officer, director, trustee, or direct or indirect owner? <i>If "Yes," complete Schedule L, Part IV</i>	28c		No
29	Did the organization receive more than \$25,000 in non-cash contributions? <i>If "Yes," complete Schedule M . . .</i>	29		No
30	Did the organization receive contributions of art, historical treasures, or other similar assets, or qualified conservation contributions? <i>If "Yes," complete Schedule M</i>	30		No
31	Did the organization liquidate, terminate, or dissolve and cease operations? <i>If "Yes," complete Schedule N, Part I</i>	31		No
32	Did the organization sell, exchange, dispose of, or transfer more than 25% of its net assets? <i>If "Yes," complete Schedule N, Part II</i>	32		No
33	Did the organization own 100% of an entity disregarded as separate from the organization under Regulations sections 301.7701-2 and 301.7701-3? <i>If "Yes," complete Schedule R, Part I</i> 	33	Yes	
34	Was the organization related to any tax-exempt or taxable entity? <i>If "Yes," complete Schedule R, Part II, III, or IV, and Part V, line 1</i> 	34		No
35a	Did the organization have a controlled entity within the meaning of section 512(b)(13)?	35a		No
b	If 'Yes' to line 35a, did the organization receive any payment from or engage in any transaction with a controlled entity within the meaning of section 512(b)(13)? <i>If "Yes," complete Schedule R, Part V, line 2</i>	35b		
36	Section 501(c)(3) organizations. Did the organization make any transfers to an exempt non-charitable related organization? <i>If "Yes," complete Schedule R, Part V, line 2</i> 	36		No
37	Did the organization conduct more than 5% of its activities through an entity that is not a related organization and that is treated as a partnership for federal income tax purposes? <i>If "Yes," complete Schedule R, Part VI</i> 	37		No
38	Did the organization complete Schedule O and provide explanations in Schedule O for Part VI, lines 11b and 19? Note. All Form 990 filers are required to complete Schedule O	38		No

Part V

Statements Regarding Other IRS Filings and Tax Compliance

Check if Schedule O contains a response or note to any line in this Part V

☐

		Yes	No
1a	Enter the number reported in Box 3 of Form 1096. Enter -0- if not applicable.	114	
1b	Enter the number of Forms W-2G included in line 1a. Enter -0- if not applicable.	0	
1c Did the organization comply with backup withholding rules for reportable payments to vendors and reportable gaming (gambling) winnings to prize winners?		Yes	
2a	Enter the number of employees reported on Form W-3, Transmittal of Wage and Tax Statements, filed for the calendar year ending with or within the year covered by this return.	456	
2b If at least one is reported on line 2a, did the organization file all required federal employment tax returns? Note. If the sum of lines 1a and 2a is greater than 250, you may be required to e-file (see instructions).		Yes	
3a Did the organization have unrelated business gross income of \$1,000 or more during the year?			No
3b If "Yes," has it filed a Form 990-T for this year? If "No" to line 3b, provide an explanation in Schedule O.			
4a At any time during the calendar year, did the organization have an interest in, or a signature or other authority over, a financial account in a foreign country (such as a bank account, securities account, or other financial account)?			No
4b If "Yes," enter the name of the foreign country: See instructions for filing requirements for Form TD F 90-22.1, Report of Foreign Bank and Financial Accounts.			
5a Was the organization a party to a prohibited tax shelter transaction at any time during the tax year?			No
5b Did any taxable party notify the organization that it was or is a party to a prohibited tax shelter transaction?			No
5c If "Yes," to line 5a or 5b, did the organization file Form 8886-T?			
6a Does the organization have annual gross receipts that are normally greater than \$100,000, and did the organization solicit any contributions that were not tax deductible as charitable contributions?			No
6b If "Yes," did the organization include with every solicitation an express statement that such contributions or gifts were not tax deductible?			
7 Organizations that may receive deductible contributions under section 170(c).			
7a Did the organization receive a payment in excess of \$75 made partly as a contribution and partly for goods and services provided to the payor?			No
7b If "Yes," did the organization notify the donor of the value of the goods or services provided?			
7c Did the organization sell, exchange, or otherwise dispose of tangible personal property for which it was required to file Form 8282?			No
7d If "Yes," indicate the number of Forms 8282 filed during the year.			
7e Did the organization receive any funds, directly or indirectly, to pay premiums on a personal benefit contract?			No
7f Did the organization, during the year, pay premiums, directly or indirectly, on a personal benefit contract?			No
7g If the organization received a contribution of qualified intellectual property, did the organization file Form 8899 as required?			
7h If the organization received a contribution of cars, boats, airplanes, or other vehicles, did the organization file a Form 1098-C?			
8 Sponsoring organizations maintaining donor advised funds and section 509(a)(3) supporting organizations. Did the supporting organization, or a donor advised fund maintained by a sponsoring organization, have excess business holdings at any time during the year?			
9 Sponsoring organizations maintaining donor advised funds.			
9a Did the organization make any taxable distributions under section 4966?			
9b Did the organization make a distribution to a donor, donor advisor, or related person?			
10 Section 501(c)(7) organizations. Enter			
10a Initiation fees and capital contributions included on Part VIII, line 12.			
10b Gross receipts, included on Form 990, Part VIII, line 12, for public use of club facilities.			
11 Section 501(c)(12) organizations. Enter			
11a Gross income from members or shareholders.			
11b Gross income from other sources (Do not net amounts due or paid to other sources against amounts due or received from them).			
12a Section 4947(a)(1) non-exempt charitable trusts. Is the organization filing Form 990 in lieu of Form 1041?			
12b If "Yes," enter the amount of tax-exempt interest received or accrued during the year.			
13 Section 501(c)(29) qualified nonprofit health insurance issuers.			
13a Is the organization licensed to issue qualified health plans in more than one state? Note. See the instructions for additional information the organization must report on Schedule O.			
13b Enter the amount of reserves the organization is required to maintain by the states in which the organization is licensed to issue qualified health plans.			
13c Enter the amount of reserves on hand.			
14a Did the organization receive any payments for indoor tanning services during the tax year?			No
14b If "Yes," has it filed a Form 720 to report these payments? If "No," provide an explanation in Schedule O.			

Part VI

Governance, Management, and Disclosure

For each "Yes" response to lines 2 through 7b below, and for a "No" response to lines 8a, 8b, or 10b below, describe the circumstances, processes, or changes in Schedule O. See instructions.

Check if Schedule O contains a response or note to any line in this Part VI

Section A. Governing Body and Management

		Yes	No
1a	Enter the number of voting members of the governing body at the end of the tax year	9	
If there are material differences in voting rights among members of the governing body, or if the governing body delegated broad authority to an executive committee or similar committee, explain in Schedule O			
b	Enter the number of voting members included in line 1a, above, who are independent	9	
2	Did any officer, director, trustee, or key employee have a family relationship or a business relationship with any other officer, director, trustee, or key employee?	2	No
3	Did the organization delegate control over management duties customarily performed by or under the direct supervision of officers, directors or trustees, or key employees to a management company or other person?	3	No
4	Did the organization make any significant changes to its governing documents since the prior Form 990 was filed?	4	No
5	Did the organization become aware during the year of a significant diversion of the organization's assets?	5	No
6	Did the organization have members or stockholders?	6	No
7a	Did the organization have members, stockholders, or other persons who had the power to elect or appoint one or more members of the governing body?	7a	No
b	Are any governance decisions of the organization reserved to (or subject to approval by) members, stockholders, or persons other than the governing body?	7b	No
8	Did the organization contemporaneously document the meetings held or written actions undertaken during the year by the following		
a	The governing body?	8a	Yes
b	Each committee with authority to act on behalf of the governing body?	8b	Yes
9	Is there any officer, director, trustee, or key employee listed in Part VII, Section A, who cannot be reached at the organization's mailing address? If "Yes," provide the names and addresses in Schedule O	9	No

Section B. Policies

(This Section B requests information about policies not required by the Internal Revenue Code.)

		Yes	No
10a	Did the organization have local chapters, branches, or affiliates?	10a	No
b	If "Yes," did the organization have written policies and procedures governing the activities of such chapters, affiliates, and branches to ensure their operations are consistent with the organization's exempt purposes?	10b	
11a	Has the organization provided a complete copy of this Form 990 to all members of its governing body before filing the form?	11a	No
b	Describe in Schedule O the process, if any, used by the organization to review this Form 990		
12a	Did the organization have a written conflict of interest policy? If "No," go to line 13	12a	Yes
b	Were officers, directors, or trustees, and key employees required to disclose annually interests that could give rise to conflicts?	12b	No
c	Did the organization regularly and consistently monitor and enforce compliance with the policy? If "Yes," describe in Schedule O how this was done	12c	Yes
13	Did the organization have a written whistleblower policy?	13	No
14	Did the organization have a written document retention and destruction policy?	14	Yes
15	Did the process for determining compensation of the following persons include a review and approval by independent persons, comparability data, and contemporaneous substantiation of the deliberation and decision?		
a	The organization's CEO, Executive Director, or top management official	15a	Yes
b	Other officers or key employees of the organization	15b	Yes
If "Yes" to line 15a or 15b, describe the process in Schedule O (see instructions)			
16a	Did the organization invest in, contribute assets to, or participate in a joint venture or similar arrangement with a taxable entity during the year?	16a	No
b	If "Yes," did the organization follow a written policy or procedure requiring the organization to evaluate its participation in joint venture arrangements under applicable federal tax law, and take steps to safeguard the organization's exempt status with respect to such arrangements?	16b	

Section C. Disclosure

17	List the States with which a copy of this Form 990 is required to be filed▶
18	Section 6104 requires an organization to make its Form 1023 (or 1024 if applicable), 990, and 990-T (501(c)(3)s only) available for public inspection. Indicate how you made these available. Check all that apply. <input type="checkbox"/> Own website <input checked="" type="checkbox"/> Another's website <input checked="" type="checkbox"/> Upon request <input type="checkbox"/> Other (explain in Schedule O)
19	Describe in Schedule O whether (and if so, how) the organization made its governing documents, conflict of interest policy, and financial statements available to the public during the tax year
20	State the name, physical address, and telephone number of the person who possesses the books and records of the organization ▶AUDREY GADDISPO BOX 7 HAZELWOOD, NC 28738 (828) 456-4455

Part VII

Compensation of Officers, Directors, Trustees, Key Employees, Highest Compensated Employees, and Independent Contractors

Check if Schedule O contains a response or note to any line in this Part VII

Section A. Officers, Directors, Trustees, Key Employees, and Highest Compensated Employees

- 1a Complete this table for all persons required to be listed Report compensation for the calendar year ending with or within the organization's tax year
- List all of the organization's **current** officers, directors, trustees (whether individuals or organizations), regardless of amount of compensation Enter -0- in columns (D), (E), and (F) if no compensation was paid

List all of the organization's **current** key employees, if any See instructions for definition of "key employee "

List the organization's five **current** highest compensated employees (other than an officer, director, trustee or key employee) who received reportable compensation (Box 5 of Form W-2 and/or Box 7 of Form 1099-MISC) of more than \$100,000 from the organization and any related organizations

List all of the organization's **former** officers, key employees, or highest compensated employees who received more than \$100,000 of reportable compensation from the organization and any related organizations

List all of the organization's **former directors or trustees** that received, in the capacity as a former director or trustee of the organization, more than \$10,000 of reportable compensation from the organization and any related organizations

List persons in the following order individual trustees or directors, institutional trustees, officers, key employees, highest compensated employees, and former such persons

Check this box if neither the organization nor any related organization compensated any current officer, director, or trustee

(A) Name and Title	(B) Average hours per week (list any hours for related organizations below dotted line)	(C) Position (do not check more than one box, unless person is both an officer and a director/trustee)						(D) Reportable compensation from the organization (W- 2/1099-MISC)	(E) Reportable compensation from related organizations (W- 2/1099-MISC)	(F) Estimated amount of other compensation from the organization and related organizations
		Individual trustee or director	Institutional Trustee	Officer	Key employee	Highest compensated employee	Former			
(1) MIKE MCKINNEY MIKE MCKINNEY CHAIRMAN	2 00	X						0	0	0
(2) KAREN DENNEY DIRECTOR	1 00	X						0	0	0
(3) DANNY WINGATE DIRECTOR	1 00	X						0	0	0
(4) JOAN FERRARA JOAN FERRARA DIRECTOR	1 00	X						0	0	0
(5) DEBRA WRIGHT DEBRA WRIGHT DIRECTOR	1 00	X						0	0	0
(6) LEE STARNES LEE STARNES DIRECTOR	1 00	X						0	0	0
(7) LEWIS CLARK LEWIS CLARK DIRECTOR	1 00	X						0	0	0
(8) NORM YEARICK DIRECTOR	1 00	X						0	0	0
(9) JIM FROEHLICH JIM FROEHLICH VICE-CHAIR	2 00	X						0	0	0
(10) GEORGE MARSHALL GEORGE MARSHALL PRESIDENT	40 00			X				157,300	0	13,795
(11) ASHLEY SWANGER ASHLEY SWANGER SECRETARY	40 00			X				83,601	0	13,058
(12) AUDREY GADDIS AUDREY GADDIS TREASURER	40 00			X				68,892	0	6,881
(13) NATHAN TROUT VP SALES/MAR	40 00					X		124,330	0	17,960

Part VII

(A) Name and Title	(B) Average hours per week (list any hours for related organizations below dotted line)	(C) Position (do not check more than one box, unless person is both an officer and a director/trustee)						(D) Reportable compensation from the organization (W-2/1099-MISC)	(E) Reportable compensation from related organizations (W-2/1099-MISC)	(F) Estimated amount of other compensation from the organization and related organizations
		Individual trustee or director	Institutional Trustee	Officer	Key employee	Highest compensated employee	Former			
1b Sub-Total										
c Total from continuation sheets to Part VII, Section A										
d Total (add lines 1b and 1c)								434,123		51,694

2 Total number of individuals (including but not limited to those listed above) who received more than \$100,000 of reportable compensation from the organization: 2

		Yes	No
3	Did the organization list any former officer, director or trustee, key employee, or highest compensated employee on line 1a? <i>If "Yes," complete Schedule J for such individual</i>	3	No
4	For any individual listed on line 1a, is the sum of reportable compensation and other compensation from the organization and related organizations greater than \$150,000? <i>If "Yes," complete Schedule J for such individual</i>	4	Yes
5	Did any person listed on line 1a receive or accrue compensation from any unrelated organization or individual for services rendered to the organization? <i>If "Yes," complete Schedule J for such person</i>	5	No

Section B. Independent Contractors

1 Complete this table for your five highest compensated independent contractors that received more than \$100,000 of compensation from the organization. Report compensation for the calendar year ending with or within the organization's tax year.

(A) Name and business address	(B) Description of services	(C) Compensation

2 Total number of independent contractors (including but not limited to those listed above) who received more than \$100,000 of compensation from the organization ►

Part VIII

Statement of Revenue

Check if Schedule O contains a response or note to any line in this Part VIII

				(A) Total revenue	(B) Related or exempt function revenue	(C) Unrelated business revenue	(D) Revenue excluded from tax under sections 512-514
Contributions, Gifts, Grants and Other Similar Amounts	1a	Federated campaigns	1a				
	b	Membership dues	1b				
	c	Fundraising events	1c				
	d	Related organizations	1d				
	e	Government grants (contributions)	1e	504,314			
	f	All other contributions, gifts, grants, and similar amounts not included above	1f				
	g	Noncash contributions included in lines 1a-1f \$					
	h	Total. Add lines 1a-1f			504,314		
Program Service Revenue			Business Code				
	2a	EXEMPT FUNCTION MFG PRODUCT		29,053,228	29,053,228		
	b	CAP-MR MEDICAID REIMBURSEMENT		584,557	584,557		
	c	DSS WORK FIRST		103,680	103,680		
	d	LEARNING & ENRICHMENT CENTER		32,139	32,139		
	e	OTHER INCOME		5,348	5,348		
	f	All other program service revenue					
	g	Total. Add lines 2a-2f			29,778,952		
Other Revenue	3	Investment income (including dividends, interest, and other similar amounts)		187,935			187,935
	4	Income from investment of tax-exempt bond proceeds					
	5	Royalties					
	6a	(i) Real		129,726			129,726
		(ii) Personal					
		Gross rents					
		Less rental expenses					
	b						
	c	Rental income or (loss)					
	d	Net rental income or (loss)		129,726			129,726
	7a	(i) Securities		3,381,406			
		(ii) Other					
		Gross amount from sales of assets other than inventory					
		Less cost or other basis and sales expenses					
	b						
	c	Gain or (loss)					
	d	Net gain or (loss)		138,461			138,461
	8a	Gross income from fundraising events (not including \$ _____ of contributions reported on line 1c) See Part IV, line 18					
	a						
	b	Less direct expenses					
	c	Net income or (loss) from fundraising events					
	9a	Gross income from gaming activities See Part IV, line 19					
	a						
	b	Less direct expenses					
	c	Net income or (loss) from gaming activities					
	10a	Gross sales of inventory, less returns and allowances					
	a						
b	Less cost of goods sold						
c	Net income or (loss) from sales of inventory						
Miscellaneous Revenue		Business Code					
11a							
b							
c							
d	All other revenue						
e	Total. Add lines 11a-11d						
12	Total revenue. See Instructions			30,739,388	29,778,952		456,122

Part IX

Statement of Functional Expenses

Section 501(c)(3) and 501(c)(4) organizations must complete all columns. All other organizations must complete column (A).

Check if Schedule O contains a response or note to any line in this Part IX

Do not include amounts reported on lines 6b, 7b, 8b, 9b, and 10b of Part VIII.		(A) Total expenses	(B) Program service expenses	(C) Management and general expenses	(D) Fundraising expenses
1	Grants and other assistance to governments and organizations in the United States. See Part IV, line 21.				
2	Grants and other assistance to individuals in the United States. See Part IV, line 22.				
3	Grants and other assistance to governments, organizations, and individuals outside the United States. See Part IV, lines 15 and 16.				
4	Benefits paid to or for members.				
5	Compensation of current officers, directors, trustees, and key employees.	434,123	124,330	309,793	
6	Compensation not included above, to disqualified persons (as defined under section 4958(f)(1)) and persons described in section 4958(c)(3)(B).				
7	Other salaries and wages.	9,773,948	8,523,365	1,250,583	
8	Pension plan accruals and contributions (include section 401(k) and 403(b) employer contributions).	379,168	282,920	96,248	
9	Other employee benefits.	1,443,163	1,227,833	215,330	
10	Payroll taxes.	828,355	698,210	130,145	
11	Fees for services (non-employees):				
a	Management.				
b	Legal.	68,709		68,709	
c	Accounting.	32,776		32,776	
d	Lobbying.				
e	Professional fundraising services. See Part IV, line 17.				
f	Investment management fees.				
g	Other (If line 11g amount exceeds 10% of line 25, column (A) amount, list line 11g expenses on Schedule O).				
12	Advertising and promotion.	2,738		2,738	
13	Office expenses.	50,819	46,767	4,052	
14	Information technology.				
15	Royalties.				
16	Occupancy.	362,364	341,100	21,264	
17	Travel.	79,304	68,130	11,174	
18	Payments of travel or entertainment expenses for any federal, state, or local public officials.				
19	Conferences, conventions, and meetings.				
20	Interest.	120,540		120,540	
21	Payments to affiliates.				
22	Depreciation, depletion, and amortization.	790,356	591,948	198,408	
23	Insurance.	394,226	383,816	10,410	
24	Other expenses. Itemize expenses not covered above (List miscellaneous expenses in line 24e. If line 24e amount exceeds 10% of line 25, column (A) amount, list line 24e expenses on Schedule O):				
a	COGS	16,371,806	16,371,806		
b	REPAIRS & MAINTENANCE	361,185	175,785	185,400	
c	SUPPLIES	329,843	301,661	28,182	
d	CONTRACT TRANSPORTATION	102,711	86,200	16,511	
e	All other expenses	336,615	79,286	257,329	
25	Total functional expenses. Add lines 1 through 24e.	32,262,749	29,303,157	2,959,592	0
26	Joint costs. Complete this line only if the organization reported in column (B) joint costs from a combined educational campaign and fundraising solicitation. Check here <input type="checkbox"/> if following SOP 98-2 (ASC 958-720).				

Part X

Balance Sheet

Check if Schedule O contains a response or note to any line in this Part X

				(A)		(B)
				Beginning of year		End of year
Assets	1	Cash—non-interest-bearing		204	1	204
	2	Savings and temporary cash investments		538,671	2	4,044
	3	Pledges and grants receivable, net			3	
	4	Accounts receivable, net		3,368,081	4	3,930,512
	5	Loans and other receivables from current and former officers, directors, trustees, key employees, and highest compensated employees Complete Part II of Schedule L			5	
	6	Loans and other receivables from other disqualified persons (as defined under section 4958(f)(1)), persons described in section 4958(c)(3)(B), and contributing employers and sponsoring organizations of section 501(c)(9) voluntary employees' beneficiary organizations (see instructions) Complete Part II of Schedule L			6	
	7	Notes and loans receivable, net			7	
	8	Inventories for sale or use		3,188,467	8	3,380,607
	9	Prepaid expenses and deferred charges		21,045	9	64,753
	10a	Land, buildings, and equipment cost or other basis Complete Part VI of Schedule D	10a21,385,728			
	b	Less accumulated depreciation	10b7,877,857	13,849,358	10c	13,507,871
	11	Investments—publicly traded securities		5,856,243	11	5,549,432
	12	Investments—other securities See Part IV, line 11			12	
	13	Investments—program-related See Part IV, line 11			13	
	14	Intangible assets			14	
	15	Other assets See Part IV, line 11		272,766	15	49,428
	16	Total assets. Add lines 1 through 15 (must equal line 34)		27,094,835	16	26,486,851
Liabilities	17	Accounts payable and accrued expenses		1,909,460	17	2,144,574
	18	Grants payable			18	
	19	Deferred revenue			19	
	20	Tax-exempt bond liabilities			20	
	21	Escrow or custodial account liability Complete Part IV of Schedule D			21	
	22	Loans and other payables to current and former officers, directors, trustees, key employees, highest compensated employees, and disqualified persons Complete Part II of Schedule L			22	
	23	Secured mortgages and notes payable to unrelated third parties		3,175,729	23	3,030,429
	24	Unsecured notes and loans payable to unrelated third parties			24	
	25	Other liabilities (including federal income tax, payables to related third parties, and other liabilities not included on lines 17-24) Complete Part X of Schedule D		329,042	25	789,836
	26	Total liabilities. Add lines 17 through 25		5,414,231	26	5,964,839
Net Assets or Fund Balances	Organizations that follow SFAS 117 (ASC 958), check here <input checked="" type="checkbox"/> and complete lines 27 through 29, and lines 33 and 34.					
	27	Unrestricted net assets		21,680,604	27	20,522,012
	28	Temporarily restricted net assets			28	
	29	Permanently restricted net assets			29	
	Organizations that do not follow SFAS 117 (ASC 958), check here <input type="checkbox"/> and complete lines 30 through 34.					
	30	Capital stock or trust principal, or current funds			30	
	31	Paid-in or capital surplus, or land, building or equipment fund			31	
	32	Retained earnings, endowment, accumulated income, or other funds			32	
	33	Total net assets or fund balances		21,680,604	33	20,522,012
	34	Total liabilities and net assets/fund balances		27,094,835	34	26,486,851

Part XI Reconciliation of Net Assets

Check if Schedule O contains a response or note to any line in this Part XI

1	Total revenue (must equal Part VIII, column (A), line 12)	1	30,739,388
2	Total expenses (must equal Part IX, column (A), line 25)	2	32,262,749
3	Revenue less expenses Subtract line 2 from line 1	3	-1,523,361
4	Net assets or fund balances at beginning of year (must equal Part X, line 33, column (A))	4	21,680,604
5	Net unrealized gains (losses) on investments	5	364,769
6	Donated services and use of facilities	6	
7	Investment expenses	7	
8	Prior period adjustments	8	
9	Other changes in net assets or fund balances (explain in Schedule O)	9	
10	Net assets or fund balances at end of year Combine lines 3 through 9 (must equal Part X, line 33, column (B))	10	20,522,012

Part XII Financial Statements and Reporting

Check if Schedule O contains a response or note to any line in this Part XII

		Yes	No
1	Accounting method used to prepare the Form 990 <input type="checkbox"/> Cash <input checked="" type="checkbox"/> Accrual <input type="checkbox"/> Other If the organization changed its method of accounting from a prior year or checked "Other," explain in Schedule O		
2a	Were the organization's financial statements compiled or reviewed by an independent accountant? If "Yes," check a box below to indicate whether the financial statements for the year were compiled or reviewed on a separate basis, consolidated basis, or both <input type="checkbox"/> Separate basis <input type="checkbox"/> Consolidated basis <input type="checkbox"/> Both consolidated and separate basis		No
2b	Were the organization's financial statements audited by an independent accountant? If "Yes," check a box below to indicate whether the financial statements for the year were audited on a separate basis, consolidated basis, or both <input type="checkbox"/> Separate basis <input checked="" type="checkbox"/> Consolidated basis <input type="checkbox"/> Both consolidated and separate basis	Yes	
2c	If "Yes," to line 2a or 2b, does the organization have a committee that assumes responsibility for oversight of the audit, review, or compilation of its financial statements and selection of an independent accountant? If the organization changed either its oversight process or selection process during the tax year, explain in Schedule O	Yes	
3a	As a result of a federal award, was the organization required to undergo an audit or audits as set forth in the Single Audit Act and OMB Circular A-133?		No
3b	If "Yes," did the organization undergo the required audit or audits? If the organization did not undergo the required audit or audits, explain why in Schedule O and describe any steps taken to undergo such audits		

SCHEDULE A

(Form 990 or 990EZ)

Department of the
Treasury
Internal Revenue Service

Public Charity Status and Public Support

Complete if the organization is a section 501(c)(3) organization or a section 4947(a)(1) nonexempt charitable trust.

▶ Attach to Form 990 or Form 990-EZ. ▶ See separate instructions.

▶ Information about Schedule A (Form 990 or 990-EZ) and its instructions is at www.irs.gov/form990.

OMB No 1545-0047

2013

Open to Public Inspection

Name of the organization HAYWOOD VOCATIONAL OPPORTUNITIES INC	Employer identification number 56-1651554
---	--

Part I

Reason for Public Charity Status (All organizations must complete this part.) See instructions.

The organization is not a private foundation because it is (For lines 1 through 11, check only one box)

- 1

☐

A church, convention of churches, or association of churches described in **section 170(b)(1)(A)(i).**
- 2

☐

A school described in **section 170(b)(1)(A)(ii).** (Attach Schedule E)
- 3

☐

A hospital or a cooperative hospital service organization described in **section 170(b)(1)(A)(iii).**
- 4

☐

A medical research organization operated in conjunction with a hospital described in **section 170(b)(1)(A)(iii).** Enter the hospital's name, city, and state _____
- 5

☐

An organization operated for the benefit of a college or university owned or operated by a governmental unit described in **section 170(b)(1)(A)(iv).** (Complete Part II)
- 6

☐

A federal, state, or local government or governmental unit described in **section 170(b)(1)(A)(v).**
- 7

☒

An organization that normally receives a substantial part of its support from a governmental unit or from the general public described in **section 170(b)(1)(A)(vi).** (Complete Part II)
- 8

☐

A community trust described in **section 170(b)(1)(A)(vi)** (Complete Part II)
- 9

☐

An organization that normally receives (1) more than 33¹/₃% of its support from contributions, membership fees, and gross receipts from activities related to its exempt functions—subject to certain exceptions, and (2) no more than 33¹/₃% of its support from gross investment income and unrelated business taxable income (less section 511 tax) from businesses acquired by the organization after June 30, 1975 See **section 509(a)(2).** (Complete Part III)
- 10

☐

An organization organized and operated exclusively to test for public safety See **section 509(a)(4).**
- 11

☐

An organization organized and operated exclusively for the benefit of, to perform the functions of, or to carry out the purposes of one or more publicly supported organizations described in section 509(a)(1) or section 509(a)(2) See **section 509(a)(3).** Check the box that describes the type of supporting organization and complete lines 11e through 11h

a

☐

Type I

b

☐

Type II

c

☐

Type III - Functionally integrated

d

☐

Type III - Non-functionally integrated

e

☐

By checking this box, I certify that the organization is not controlled directly or indirectly by one or more disqualified persons other than foundation managers and other than one or more publicly supported organizations described in section 509(a)(1) or section 509(a)(2)

f

☐

If the organization received a written determination from the IRS that it is a Type I, Type II, or Type III supporting organization, check this box

g

☐

Since August 17, 2006, has the organization accepted any gift or contribution from any of the following persons?

(i)

A person who directly or indirectly controls, either alone or together with persons described in (ii) and (iii) below, the governing body of the supported organization?

(ii)

A family member of a person described in (i) above?

(iii)

A 35% controlled entity of a person described in (i) or (ii) above?

h

☐

Provide the following information about the supported organization(s)

	Yes	No
11g(i)		
11g(ii)		
11g(iii)		

(i) Name of supported organization	(ii) EIN	(iii) Type of organization (described on lines 1- 9 above or IRC section (see instructions))	(iv) Is the organization in col (i) listed in your governing document?		(v) Did you notify the organization in col (i) of your support?		(vi) Is the organization in col (i) organized in the U S ?		(vii) Amount of monetary support
			Yes	No	Yes	No	Yes	No	
Total									

Part II

Support Schedule for Organizations Described in Sections 170(b)(1)(A)(iv) and 170(b)(1)(A)(vi)
(Complete only if you checked the box on line 5, 7, or 8 of Part I or if the organization failed to qualify under Part III. If the organization fails to qualify under the tests listed below, please complete Part III.)

Section A. Public Support						
Calendar year (or fiscal year beginning in) ▶	(a) 2009	(b) 2010	(c) 2011	(d) 2012	(e) 2013	(f) Total
1 Gifts, grants, contributions, and membership fees received (Do not include any "unusual grants.")	1,118,879	594,301	578,957	483,059	504,314	3,279,510
2 Tax revenues levied for the organization's benefit and either paid to or expended on its behalf						
3 The value of services or facilities furnished by a governmental unit to the organization without charge						
4 Total. Add lines 1 through 3	1,118,879	594,301	578,957	483,059	504,314	3,279,510
5 The portion of total contributions by each person (other than a governmental unit or publicly supported organization) included on line 1 that exceeds 2% of the amount shown on line 11, column (f)						
6 Public support. Subtract line 5 from line 4						3,279,510

Section B. Total Support						
Calendar year (or fiscal year beginning in) ▶	(a) 2009	(b) 2010	(c) 2011	(d) 2012	(e) 2013	(f) Total
7 Amounts from line 4	1,118,879	594,301	578,957	483,059	504,314	3,279,510
8 Gross income from interest, dividends, payments received on securities loans, rents, royalties and income from similar sources	167,683	188,992	185,610	300,905	317,661	1,160,851
9 Net income from unrelated business activities, whether or not the business is regularly carried on						
10 Other income Do not include gain or loss from the sale of capital assets (Explain in Part IV)						
11 Total support (Add lines 7 through 10)						4,440,361
12 Gross receipts from related activities, etc (see instructions)					12	29,778,952
13 First five years. If the Form 990 is for the organization's first, second, third, fourth, or fifth tax year as a 501(c)(3) organization, check this box and stop here						▶

Section C. Computation of Public Support Percentage		
14	Public support percentage for 2013 (line 6, column (f) divided by line 11, column (f))	14 73 860 %
15	Public support percentage for 2012 Schedule A, Part II, line 14	15 74 930 %
16a	33 1/3% support test—2013. If the organization did not check the box on line 13, and line 14 is 33 1/3% or more, check this box and stop here. The organization qualifies as a publicly supported organization	<input type="checkbox"/>
b	33 1/3% support test—2012. If the organization did not check a box on line 13 or 16a, and line 15 is 33 1/3% or more, check this box and stop here. The organization qualifies as a publicly supported organization	<input type="checkbox"/>
17a	10%-facts-and-circumstances test—2013. If the organization did not check a box on line 13, 16a, or 16b, and line 14 is 10% or more, and if the organization meets the "facts-and-circumstances" test, check this box and stop here. Explain in Part IV how the organization meets the "facts-and-circumstances" test The organization qualifies as a publicly supported organization	<input type="checkbox"/>
b	10%-facts-and-circumstances test—2012. If the organization did not check a box on line 13, 16a, 16b, or 17a, and line 15 is 10% or more, and if the organization meets the "facts-and-circumstances" test, check this box and stop here. Explain in Part IV how the organization meets the "facts-and-circumstances" test The organization qualifies as a publicly supported organization	<input type="checkbox"/>
18	Private foundation. If the organization did not check a box on line 13, 16a, 16b, 17a, or 17b, check this box and see instructions	<input type="checkbox"/>

Part IIISupport Schedule for Organizations Described in Section 509(a)(2)
(Complete only if you checked the box on line 9 of Part I or if the organization failed to qualify under Part II. If the organization fails to qualify under the tests listed below, please complete Part II.)

Section A. Public Support						
Calendar year (or fiscal year beginning in) ▶	(a) 2009	(b) 2010	(c) 2011	(d) 2012	(e) 2013	(f) Total
1 Gifts, grants, contributions, and membership fees received (Do not include any "unusual grants.")						
2 Gross receipts from admissions, merchandise sold or services performed, or facilities furnished in any activity that is related to the organization's tax-exempt purpose						
3 Gross receipts from activities that are not an unrelated trade or business under section 513						
4 Tax revenues levied for the organization's benefit and either paid to or expended on its behalf						
5 The value of services or facilities furnished by a governmental unit to the organization without charge						
6 Total. Add lines 1 through 5						
7a Amounts included on lines 1, 2, and 3 received from disqualified persons						
b Amounts included on lines 2 and 3 received from other than disqualified persons that exceed the greater of \$5,000 or 1% of the amount on line 13 for the year						
c Add lines 7a and 7b						
8 Public support (Subtract line 7c from line 6.)						

Section B. Total Support						
Calendar year (or fiscal year beginning in) ▶	(a) 2009	(b) 2010	(c) 2011	(d) 2012	(e) 2013	(f) Total
9 Amounts from line 6						
10a Gross income from interest, dividends, payments received on securities loans, rents, royalties and income from similar sources						
b Unrelated business taxable income (less section 511 taxes) from businesses acquired after June 30, 1975						
c Add lines 10a and 10b						
11 Net income from unrelated business activities not included in line 10b, whether or not the business is regularly carried on						
12 Other income. Do not include gain or loss from the sale of capital assets (Explain in Part IV.)						
13 Total support. (Add lines 9, 10c, 11, and 12.)						
14 First five years. If the Form 990 is for the organization's first, second, third, fourth, or fifth tax year as a 501(c)(3) organization, check this box and stop here ▶						

Section C. Computation of Public Support Percentage		
15 Public support percentage for 2013 (line 8, column (f) divided by line 13, column (f))	15	
16 Public support percentage from 2012 Schedule A, Part III, line 15	16	

Section D. Computation of Investment Income Percentage		
17 Investment income percentage for 2013 (line 10c, column (f) divided by line 13, column (f))	17	
18 Investment income percentage from 2012 Schedule A, Part III, line 17	18	
19a 33 1/3% support tests—2013. If the organization did not check the box on line 14, and line 15 is more than 33 1/3%, and line 17 is not more than 33 1/3%, check this box and stop here. The organization qualifies as a publicly supported organization ▶		
b 33 1/3% support tests—2012. If the organization did not check a box on line 14 or line 19a, and line 16 is more than 33 1/3% and line 18 is not more than 33 1/3%, check this box and stop here. The organization qualifies as a publicly supported organization ▶		
20 Private foundation. If the organization did not check a box on line 14, 19a, or 19b, check this box and see instructions ▶		

Part IV **Supplemental Information.** Provide the explanations required by Part II, line 10; Part II, line 17a or 17b; and Part III, line 12. Also complete this part for any additional information. (See instructions).

Facts And Circumstances Test

Return Reference	Explanation	
------------------	-------------	--

SCHEDULE D
(Form 990)

Supplemental Financial Statements

OMB No 1545-0047

2013

Open to Public Inspection

Department of the Treasury
Internal Revenue Service

▶ **Complete if the organization answered "Yes," to Form 990, Part IV, line 6, 7, 8, 9, 10, 11a, 11b, 11c, 11d, 11e, 11f, 12a, or 12b**
▶ **Attach to Form 990.** ▶ **See separate instructions.** ▶ **Information about Schedule D (Form 990) and its instructions is at www.irs.gov/form990.**

Name of the organization HAYWOOD VOCATIONAL OPPORTUNITIES INC	Employer identification number 56-1651554
--	---

Part I

Organizations Maintaining Donor Advised Funds or Other Similar Funds or Accounts. Complete if the organization answered "Yes" to Form 990, Part IV, line 6.

	(a) Donor advised funds	(b) Funds and other accounts
1	Total number at end of year	
2	Aggregate contributions to (during year)	
3	Aggregate grants from (during year)	
4	Aggregate value at end of year	
5	Did the organization inform all donors and donor advisors in writing that the assets held in donor advised funds are the organization's property, subject to the organization's exclusive legal control? <div><input type="checkbox"/> Yes <input type="checkbox"/> No</div>	
6	Did the organization inform all grantees, donors, and donor advisors in writing that grant funds can be used only for charitable purposes and not for the benefit of the donor or donor advisor, or for any other purpose conferring impermissible private benefit? <div><input type="checkbox"/> Yes <input type="checkbox"/> No</div>	

Part II

Conservation Easements. Complete if the organization answered "Yes" to Form 990, Part IV, line 7.

1 Purpose(s) of conservation easements held by the organization (check all that apply)

☐ Preservation of land for public use (e g , recreation or education) ☐ Preservation of an historically important land area

☐ Protection of natural habitat ☐ Preservation of a certified historic structure

☐ Preservation of open space

2 Complete lines 2a through 2d if the organization held a qualified conservation contribution in the form of a conservation easement on the last day of the tax year

	Held at the End of the Year
a	Total number of conservation easements
b	Total acreage restricted by conservation easements
c	Number of conservation easements on a certified historic structure included in (a)
d	Number of conservation easements included in (c) acquired after 8/17/06, and not on a historic structure listed in the National Register

3 Number of conservation easements modified, transferred, released, extinguished, or terminated by the organization during the tax year ▶ _____

4 Number of states where property subject to conservation easement is located ▶ _____

5 Does the organization have a written policy regarding the periodic monitoring, inspection, handling of violations, and enforcement of the conservation easements it holds?

☐ Yes ☐ No

6 Staff and volunteer hours devoted to monitoring, inspecting, and enforcing conservation easements during the year ▶ _____

7 Amount of expenses incurred in monitoring, inspecting, and enforcing conservation easements during the year ▶ \$ _____

8 Does each conservation easement reported on line 2(d) above satisfy the requirements of section 170(h)(4)(B)(i) and section 170(h)(4)(B)(ii)?

☐ Yes ☐ No

9 In Part XIII, describe how the organization reports conservation easements in its revenue and expense statement, and balance sheet, and include, if applicable, the text of the footnote to the organization's financial statements that describes the organization's accounting for conservation easements

Part III

Organizations Maintaining Collections of Art, Historical Treasures, or Other Similar Assets. Complete if the organization answered "Yes" to Form 990, Part IV, line 8.

1a If the organization elected, as permitted under SFAS 116 (ASC 958), not to report in its revenue statement and balance sheet works of art, historical treasures, or other similar assets held for public exhibition, education, or research in furtherance of public service, provide, in Part XIII, the text of the footnote to its financial statements that describes these items

b If the organization elected, as permitted under SFAS 116 (ASC 958), to report in its revenue statement and balance sheet works of art, historical treasures, or other similar assets held for public exhibition, education, or research in furtherance of public service, provide the following amounts relating to these items

(i) Revenues included in Form 990, Part VIII, line 1▶ \$ _____

(ii) Assets included in Form 990, Part X▶ \$ _____

2 If the organization received or held works of art, historical treasures, or other similar assets for financial gain, provide the following amounts required to be reported under SFAS 116 (ASC 958) relating to these items

a Revenues included in Form 990, Part VIII, line 1▶ \$ _____

b Assets included in Form 990, Part X▶ \$ _____

Part III Organizations Maintaining Collections of Art, Historical Treasures, or Other Similar Assets (continued)

- 3 Using the organization’s acquisition, accession, and other records, check any of the following that are a significant use of its collection items (check all that apply)
- a ☐ Public exhibition

b ☐ Scholarly research

c ☐ Preservation for future generations

d ☐ Loan or exchange programs

e ☐ Other
- 4 Provide a description of the organization’s collections and explain how they further the organization’s exempt purpose in Part XIII
- 5 During the year, did the organization solicit or receive donations of art, historical treasures or other similar assets to be sold to raise funds rather than to be maintained as part of the organization’s collection?

☐ Yes ☐ No

Part IV Escrow and Custodial Arrangements. Complete if the organization answered "Yes" to Form 990, Part IV, line 9, or reported an amount on Form 990, Part X, line 21.

- 1a Is the organization an agent, trustee, custodian or other intermediary for contributions or other assets not included on Form 990, Part X?

☐ Yes ☐ No
- b If "Yes," explain the arrangement in Part XIII and complete the following table
- c Beginning balance

d Additions during the year

e Distributions during the year

f Ending balance

	Amount
1c	
1d	
1e	
1f	
- 2a Did the organization include an amount on Form 990, Part X, line 21?

☐ Yes ☐ No
- b If "Yes," explain the arrangement in Part XIII Check here if the explanation has been provided in Part XIII

☐

Part V Endowment Funds. Complete if the organization answered "Yes" to Form 990, Part IV, line 10.

- | | (a)Current year | (b)Prior year | b (c)Two years back | (d)Three years back | (e)Four years back |
|--|-----------------|---------------|---------------------|---------------------|--------------------|
| 1a Beginning of year balance | | | | | |
| b Contributions | | | | | |
| c Net investment earnings, gains, and losses | | | | | |
| d Grants or scholarships | | | | | |
| e Other expenditures for facilities and programs | | | | | |
| f Administrative expenses | | | | | |
| g End of year balance | | | | | |
- 2 Provide the estimated percentage of the current year end balance (line 1g, column (a)) held as
- a Board designated or quasi-endowment ▶

b Permanent endowment ▶

c Temporarily restricted endowment ▶
- The percentages in lines 2a, 2b, and 2c should equal 100%
- 3a Are there endowment funds not in the possession of the organization that are held and administered for the organization by
- (i) unrelated organizations

(ii) related organizations

	Yes	No
3a(i)		
3a(ii)		
3b		
- b If "Yes" to 3a(ii), are the related organizations listed as required on Schedule R?
- 4 Describe in Part XIII the intended uses of the organization's endowment funds

Part VI Land, Buildings, and Equipment. Complete if the organization answered 'Yes' to Form 990, Part IV, line 11a. See Form 990, Part X, line 10.

Description of property	(a) Cost or other basis (investment)	(b)Cost or other basis (other)	(c) Accumulated depreciation	(d) Book value
1a Land		662,428		662,428
b Buildings		15,274,643	3,734,888	11,539,755
c Leasehold improvements				
d Equipment		5,448,657	4,142,969	1,305,688
e Other				
Total. Add lines 1a through 1e (Column (d) must equal Form 990, Part X, column (B), line 10(c).) ▶				13,507,871

Part XI

Reconciliation of Revenue per Audited Financial Statements With Revenue per Return

Complete if the organization answered 'Yes' to Form 990, Part IV, line 12a.

1	Total revenue, gains, and other support per audited financial statements	1	31,104,157
2	Amounts included on line 1 but not on Form 990, Part VIII, line 12		
a	Net unrealized gains on investments	2a	364,769
b	Donated services and use of facilities	2b	
c	Recoveries of prior year grants	2c	
d	Other (Describe in Part XIII)	2d	
e	Add lines 2a through 2d	2e	364,769
3	Subtract line 2e from line 1	3	30,739,388
4	Amounts included on Form 990, Part VIII, line 12, but not on line 1		
a	Investment expenses not included on Form 990, Part VIII, line 7b	4a	
b	Other (Describe in Part XIII)	4b	
c	Add lines 4a and 4b	4c	
5	Total revenue Add lines 3 and 4c. (This must equal Form 990, Part I, line 12)	5	30,739,388

Part XII

Reconciliation of Expenses per Audited Financial Statements With Expenses per Return.

Complete if the organization answered 'Yes' to Form 990, Part IV, line 12a.

1	Total expenses and losses per audited financial statements	1	32,262,749
2	Amounts included on line 1 but not on Form 990, Part IX, line 25		
a	Donated services and use of facilities	2a	
b	Prior year adjustments	2b	
c	Other losses	2c	
d	Other (Describe in Part XIII)	2d	
e	Add lines 2a through 2d	2e	
3	Subtract line 2e from line 1	3	32,262,749
4	Amounts included on Form 990, Part IX, line 25, but not on line 1:		
a	Investment expenses not included on Form 990, Part VIII, line 7b	4a	
b	Other (Describe in Part XIII)	4b	
c	Add lines 4a and 4b	4c	
5	Total expenses Add lines 3 and 4c. (This must equal Form 990, Part I, line 18)	5	32,262,749

Part XIII

Supplemental Information

Provide the descriptions required for Part II, lines 3, 5, and 9, Part III, lines 1a and 4, Part IV, lines 1b and 2b, Part V, line 4, Part X, line 2, Part XI, lines 2d and 4b, and Part XII, lines 2d and 4b. Also complete this part to provide any additional information.

Return Reference	Explanation
SCHEDULE D, PAGE 3, PART X	HVO IS A NOT-FOR-PROFIT CORPORATION AND HAS BEEN RECOGNIZED AS EXEMPT FROM FEDERAL INCOME TAXES UNDER SECTION 501(C)(3) OF THE INTERNAL REVENUE CODE AND DOES NOT RECORD A PROVISION FOR INCOME TAXES. HVO REGULARLY REVIEWS AND EVALUATES ITS TAX POSITIONS TAKEN IN PREVIOUSLY FILED INFORMATION RETURNS AND IN ITS FINANCIAL STATEMENTS, WITH REGARD TO ISSUES AFFECTING ITS TAX-EXEMPT STATUS, UNRELATED BUSINESS INCOME, AND RELATED MATTERS. HVO BELIEVES THAT IN THE EVENT OF AN EXAMINATION BY TAXATION AUTHORITIES, ITS POSITION WOULD PREVAIL. THEREFORE, HVO HAS CONCLUDED THAT NO TAX BENEFITS OR LIABILITIES ARE REQUIRED TO BE RECOGNIZED. HVO'S TAX YEARS OPEN TO EXAMINATION BY AUTHORITIES INCLUDE THE FISCAL YEARS ENDING JUNE 30, 2011, 2012 AND 2013.

[illegible]

Schedule J
(Form 990)

Department of the Treasury
Internal Revenue Service

Compensation Information

For certain Officers, Directors, Trustees, Key Employees, and Highest Compensated Employees

▶ Complete if the organization answered "Yes" to Form 990, Part IV, line 23.
▶ Attach to Form 990. ▶ See separate instructions.

▶ Information about Schedule J (Form 990) and its instructions is at www.irs.gov/form990.

OMB No 1545-0047

2013

Open to Public Inspection

Name of the organization
HAYWOOD VOCATIONAL
OPPORTUNITIES INC

Employer identification number

56-1651554

Part I

Questions Regarding Compensation

		Yes	No
1a	Check the appropriate box(es) if the organization provided any of the following to or for a person listed in Form 990, Part VII, Section A, line 1a Complete Part III to provide any relevant information regarding these items		
	<div><div><input type="checkbox"/> First-class or charter travel</div><div><input type="checkbox"/> Housing allowance or residence for personal use</div></div> <div><div><input type="checkbox"/> Travel for companions</div><div><input type="checkbox"/> Payments for business use of personal residence</div></div> <div><div><input type="checkbox"/> Tax idemnification and gross-up payments</div><div><input type="checkbox"/> Health or social club dues or initiation fees</div></div> <div><div><input type="checkbox"/> Discretionary spending account</div><div><input type="checkbox"/> Personal services (e g , maid, chauffeur, chef)</div></div>		
b	If any of the boxes in line 1a are checked, did the organization follow a written policy regarding payment or reimbursement or provision of all of the expenses described above? If "No," complete Part III to explain	1b	
2	Did the organization require substantiation prior to reimbursing or allowing expenses incurred by all directors, trustees, officers, including the CEO/Executive Director, regarding the items checked in line 1a?	2	
3	Indicate which, if any, of the following the filing organization used to establish the compensation of the organization's CEO/Executive Director Check all that apply Do not check any boxes for methods used by a related organization to establish compensation of the CEO/Executive Director, but explain in Part III		
	<div><div><input type="checkbox"/> Compensation committee</div><div><input type="checkbox"/> Written employment contract</div></div> <div><div><input type="checkbox"/> Independent compensation consultant</div><div><input checked="" type="checkbox"/> Compensation survey or study</div></div> <div><div><input checked="" type="checkbox"/> Form 990 of other organizations</div><div><input checked="" type="checkbox"/> Approval by the board or compensation committee</div></div>		
4	During the year, did any person listed in Form 990, Part VII, Section A, line 1a with respect to the filing organization or a related organization		
a	Receive a severance payment or change-of-control payment?	4a	No
b	Participate in, or receive payment from, a supplemental nonqualified retirement plan?	4b	No
c	Participate in, or receive payment from, an equity-based compensation arrangement?	4c	No
	If "Yes" to any of lines 4a-c, list the persons and provide the applicable amounts for each item in Part III		
	Only 501(c)(3) and 501(c)(4) organizations only must complete lines 5-9.		
5	For persons listed in Form 990, Part VII, Section A, line 1a, did the organization pay or accrue any compensation contingent on the revenues of		
a	The organization?	5a	No
b	Any related organization?	5b	No
	If "Yes," to line 5a or 5b, describe in Part III		
6	For persons listed in Form 990, Part VII, Section A, line 1a, did the organization pay or accrue any compensation contingent on the net earnings of		
a	The organization?	6a	No
b	Any related organization?	6b	No
	If "Yes," to line 6a or 6b, describe in Part III		
7	For persons listed in Form 990, Part VII, Section A, line 1a, did the organization provide any non-fixed payments not described in lines 5 and 6? If "Yes," describe in Part III	7	No
8	Were any amounts reported in Form 990, Part VII, paid or accrued pursuant to a contract that was subject to the initial contract exception described in Regulations section 53.4958-4(a)(3)? If "Yes," describe in Part III	8	No
9	If "Yes" to line 8, did the organization also follow the rebuttable presumption procedure described in Regulations section 53.4958-6(c)?	9	

Part II Officers, Directors, Trustees, Key Employees, and Highest Compensated Employees. Use duplicate copies if additional space is needed.

For each individual whose compensation must be reported in Schedule J, report compensation from the organization on row (i) and from related organizations, described in the instructions, on row (ii) Do not list any individuals that are not listed on Form 990, Part VII

Note. The sum of columns (B)(i)-(iii) for each listed individual must equal the total amount of Form 990, Part VII, Section A, line 1a, applicable column (D) and (E) amounts for that individual

(A) Name and Title		(B) Breakdown of W-2 and/or 1099-MISC compensation			(C) Retirement and other deferred compensation	(D) Nontaxable benefits	(E) Total of columns (B)(i)-(D)	(F) Compensation reported as deferred in prior Form 990
		(i) Base compensation	(ii) Bonus & incentive compensation	(iii) Other reportable compensation				
(1)GEORGE MARSHALL GEORGE MARSHALL PRESIDENT	(i) (ii)	157,050	250		7,853	5,942	171,095	

Part III **Supplemental Information**

Provide the information, explanation, or descriptions required for Part I, lines 1a, 1b, 3, 4a, 4b, 4c, 5a, 5b, 6a, 6b, 7, and 8, and for Part II. Also complete this part for any additional information.

Return Reference	Explanation
------------------	-------------

SCHEDULE O
(Form 990 or 990-EZ)

Department of the Treasury
Internal Revenue Service

Supplemental Information to Form 990 or 990-EZ

**Complete to provide information for responses to specific questions on
Form 990 or to provide any additional information.**

▶ Attach to Form 990 or 990-EZ.

**▶ Information about Schedule O (Form 990 or 990-EZ) and its instructions is at
www.irs.gov/form990.**

2013

**Open to Public
Inspection**

Name of the organization
HAYWOOD VOCATIONAL
OPPORTUNITIES INC

Employer identification number

56-1651554

990 Schedule O, Supplemental Information

Return Reference	Explanation
FORM 990 - ORGANIZATION'S MISSION	
FORM 990, PAGE 6, PART VI, LINE 11B	THE FORM 990 IS REVIEWED BY THE CEO PRIOR TO BEING FILED NO FORMAL REVIEW PROCESS HAS BEE N DESIGNED FOR THE BOARD TO GIVE A PRIOR REVIEW THE FINANCIAL INFORMATION REPORTED ON THE RETURN IS TAKEN FROM THE ORGANIZATION'S ANNUAL AUDIT AND REPORTED IN THE FORMAT REQUESTED
FORM 990, PAGE 6, PART VI, LINE 12C	THE OVERSIGHT OF THE CONFLICT OF INTEREST POLICY IS MOSTLY THE RESPONSIBILITY OF THE ACCOU NTING DEPARTMENT THEY MONITOR ACTIVITIES WITH THIRD PARTY VENDORS CONSIDERING THE DISCLOSU RE MADE BY EMPLOYEES
FORM 990, PAGE 6, PART VI, LINE 15A	THE CEO'S COMPENSATION IS REVIEWED AND APPROVED BY THE BOARD OF DIRECTORS WHO ARE ALL INDE PENDENT THEY DO COMPARABILITY STUDIES AND DELIBERATE CONTEMPORANEOUSLY ONCE EACH YEAR
FORM 990, PAGE 6, PART VI, LINE 15B	THE TOP MANAGEMENT POSITIONS AND OTHER KEY EMPLOYEES ARE ESTABLISHED BY THE CEO AND COMPAR ABILITY STUDIES AND CONTEMPORANEOUS SUBSTANTIATION ARE UTILIZED IN ESTABLISHING THESE WAGE LEVELS
FORM 990, PAGE 6, PART VI, LINE 19	NO DOCUMENTS AVAILABLE TO THE PUBLIC

SCHEDULE R
(Form 990)

Department of the Treasury
Internal Revenue Service

Related Organizations and Unrelated Partnerships

▶ Complete if the organization answered "Yes" on Form 990, Part IV, line 33, 34, 35b, 36, or 37.
▶ Attach to Form 990. ▶ See separate instructions.
▶ Information about Schedule R (Form 990) and its instructions is at www.irs.gov/form990.

OMB No 1545-0047

2013

Open to Public Inspection

Name of the organization
HAYWOOD VOCATIONAL
OPPORTUNITIES INC

Employer identification number

56-1651554

Part I Identification of Disregarded Entities

Complete if the organization answered "Yes" on Form 990, Part IV, line 33.

(a) Name, address, and EIN (if applicable) of disregarded entity	(b) Primary activity	(c) Legal domicile (state or foreign country)	(d) Total income	(e) End-of-year assets	(f) Direct controlling entity
(1) HVO PROPERTIES LLC HVO PROPERTIES LLC PO BOX 7 PO BOX 7 WAYNESVILLE, NC 28786 56-1651554	OWNS RE	NC		402,501	NA N/A

Part II Identification of Related Tax-Exempt Organizations

Complete if the organization answered "Yes" on Form 990, Part IV, line 34 because it had one or more related tax-exempt organizations during the tax year.

(a) Name, address, and EIN of related organization	(b) Primary activity	(c) Legal domicile (state or foreign country)	(d) Exempt Code section	(e) Public charity status (if section 501(c)(3))	(f) Direct controlling entity	(g) Section 512(b)(13) controlled entity?	
						Yes	No

Part III

Identification of Related Organizations Taxable as a Partnership

Complete if the organization answered "Yes" on Form 990, Part IV, line 34 because it had one or more related organizations treated as a partnership during the tax year.

(a) Name, address, and EIN of related organization	(b) Primary activity	(c) Legal domicile (state or foreign country)	(d) Direct controlling entity	(e) Predominant income(related, unrelated, excluded from tax under sections 512- 514)	(f) Share of total income	(g) Share of end-of-year assets	(h) Disproportionate allocations?		(i) Code V-UBI amount in box 20 of Schedule K-1 (Form 1065)	(j) General or managing partner?		(k) Percentage ownership
							Yes	No		Yes	No	

Part IV

Identification of Related Organizations Taxable as a Corporation or Trust

Complete if the organization answered "Yes" on Form 990, Part IV, line 34 because it had one or more related organizations treated as a corporation or trust during the tax year.

(a) Name, address, and EIN of related organization	(b) Primary activity	(c) Legal domicile (state or foreign country)	(d) Direct controlling entity	(e) Type of entity (C corp, S corp, or trust)	(f) Share of total income	(g) Share of end- of-year assets	(h) Percentage ownership	(i) Section 512 (b)(13) controlled entity?	
								Yes	No

Part V

Transactions With Related Organizations

Complete if the organization answered "Yes" on Form 990, Part IV, line 34, 35b, or 36.

Note. Complete line 1 if any entity is listed in Parts II, III, or IV of this schedule

1 During the tax year, did the organization engage in any of the following transactions with one or more related organizations listed in Parts II-IV?

a Receipt of (i) interest (ii) annuities (iii) royalties or (iv) rent from a controlled entity

b Gift, grant, or capital contribution to related organization(s)

c Gift, grant, or capital contribution from related organization(s)

d Loans or loan guarantees to or for related organization(s)

e Loans or loan guarantees by related organization(s)

f Dividends from related organization(s)

g Sale of assets to related organization(s)

h Purchase of assets from related organization(s)

i Exchange of assets with related organization(s)

j Lease of facilities, equipment, or other assets to related organization(s)

k Lease of facilities, equipment, or other assets from related organization(s)

l Performance of services or membership or fundraising solicitations for related organization(s)

m Performance of services or membership or fundraising solicitations by related organization(s)

n Sharing of facilities, equipment, mailing lists, or other assets with related organization(s)

o Sharing of paid employees with related organization(s)

p Reimbursement paid to related organization(s) for expenses

q Reimbursement paid by related organization(s) for expenses

r Other transfer of cash or property to related organization(s)

s Other transfer of cash or property from related organization(s)

Yes

No

1a

1b

1c

1d

1e

1f

1g

1h

1i

1j

1k

1l

1m

1n

1o

1p

1q

1r

1s

2 If the answer to any of the above is "Yes," see the instructions for information on who must complete this line, including covered relationships and transaction thresholds

(a) Name of related organization	(b) Transaction type (a-s)	(c) Amount involved	(d) Method of determining amount involved

Schedule R (Form 990) 2013

Provide the following information for each entity taxed as a partnership through which the organization conducted more than five percent of its activities (measured by total assets or gross revenue) that was not a related organization. See instructions regarding exclusion for certain investment partnerships.

[illegible]

Part VII

Supplemental Information

Provide additional information for responses to questions on Schedule R (see instructions)

Return Reference	Explanation
------------------	-------------

Electronic Filing Attachment
12 Pages

Prepared For:

2817-0620

HAYWOOD VOCATIONAL OPPOR

P. O. BOX 7

HAZELWOOD NC 28738-0007

Wells Fargo
Schedule of Realized Gains and Losses

07/01/2013 - 06/30/2014

Wednesday, October 22, 2014

H996 HAYES WILLIAM BRETT

Quantity	Name	Security	Open Date	Cost Amount	Adjusted Cost Amount	Trade Price	Close Date	Close Amt	Close Price	Realized	% Gain or Loss
Short											
2,999.9350	INVESCO SHORT-TERM BD Y	STBYX	6/24/2013	25,919.45		8.6400	9/17/2013	25,949.44	8.6500	29.99	0.12
77.8720	INVESCO SHORT-TERM BD Y	STBYX	6/24/2013	672.82		8.6400	1/16/2014	677.49	8.7000	4.67	0.69
1,219.7620	INVESCO SHORT-TERM BD Y	STBYX	6/24/2013	10,538.73		8.6400	1/30/2014	10,611.92	8.7000	73.19	0.69
1.0920	INVESCO SHORT-TERM BD Y	STBYX	7/1/2013	9.45		8.6500	1/30/2014	9.50	8.7000	0.05	0.53
7,308.4020	INVESCO SHORT-TERM BD Y	STBYX	7/1/2013	63,217.68		8.6500	1/30/2014	63,583.11	8.7000	365.43	0.58
13.2440	INVESCO DIVERSIFIED CL Y	LCEYX	7/1/2013	211.29		15.9500	9/17/2013	213.89	16.1500	2.64	1.25
143.2510	INVESCO DIVERSIFIED CL Y	LCEYX	7/1/2013	2,284.88		15.9500	4/17/2014	2,512.62	17.5400	227.76	9.97
21.5690	INVESCO DIVERSIFIED CL Y	LCEYX	7/1/2013	344.03		15.9500	6/19/2014	392.34	18.1900	48.31	14.04
2,835.0370	INVESCO BAL RISK ALLC Y	ABRYX	10/23/2012	36,600.97		12.9100	7/11/2013	35,523.64	12.5300	-1,077.33	-2.94
71.3200	INVESCO BAL RISK ALLC Y	ABRYX	12/10/2012	892.93		12.5200	7/11/2013	893.64	12.5300	0.71	0.08
48.9990	INVESCO BAL RISK ALLC Y	ABRYX	12/10/2012	613.47		12.5200	7/11/2013	613.95	12.5300	0.48	0.08
32.3110	INVESCO BAL RISK ALLC Y	ABRYX	12/10/2012	404.53		12.5200	7/11/2013	404.66	12.5300	0.33	0.08
82.1310	INVESCO BAL RISK ALLC Y	ABRYX	6/24/2013	979.00		11.9200	7/11/2013	1,029.11	12.5300	50.11	5.12
98.3810	INVESCO FLOATING RATE Y	AFRYX	3/19/2013	783.12		7.9600	9/17/2013	781.15	7.9400	-1.97	-0.25
441.9190	INVESCO FLOATING RATE Y	AFRYX	3/19/2013	3,517.68		7.9600	10/18/2013	3,500.00	7.8200	-17.68	-0.50
5,862.6120	INVESCO FLOATING RATE Y	AFRYX	3/19/2013	48,666.37		7.9600	1/30/2014	46,842.26	7.9900	175.89	0.38
11.8180	INVESCO FLOATING RATE Y	AFRYX	4/1/2013	94.07		7.9600	1/30/2014	94.42	7.9900	0.35	0.37
24.6840	INVESCO FLOATING RATE Y	AFRYX	6/3/2013	196.98		7.9800	1/30/2014	197.22	7.9900	0.24	0.12
2,906.4480	INVESCO FLOATING RATE Y	AFRYX	6/24/2013	22,990.00		7.9100	1/30/2014	23,222.52	7.9900	232.52	1.01
24.1290	INVESCO FLOATING RATE Y	AFRYX	7/1/2013	190.62		7.9000	1/30/2014	192.79	7.9900	2.17	1.14
3.275	INVESCO FLOATING RATE Y	AFRYX	7/11/2013	25,938.00		7.9200	1/30/2014	26,167.26	7.9900	229.26	0.88
245.7180	INVESCO FLOATING RATE Y	AFRYX	7/16/2013	1,951.00		7.9400	1/30/2014	1,963.28	7.9900	12.28	0.63
39.1060	INVESCO FLOATING RATE Y	AFRYX	8/1/2013	310.89		7.9500	1/30/2014	312.45	7.9900	1.56	0.50
46.8700	INVESCO FLOATING RATE Y	AFRYX	9/3/2013	371.21		7.9200	1/30/2014	374.48	7.9900	3.28	0.88
48.3140	INVESCO FLOATING RATE Y	AFRYX	10/1/2013	382.18		7.9100	1/30/2014	386.02	7.9900	3.86	1.01
1,224.7470	INVESCO FLOATING RATE Y	AFRYX	10/1/2013	9,700.00		7.9200	1/30/2014	9,785.75	7.9900	85.75	0.88
47.9110	INVESCO FLOATING RATE Y	AFRYX	11/1/2013	380.89		7.9500	1/30/2014	382.81	7.9900	1.92	0.50
46.8590	INVESCO FLOATING RATE Y	AFRYX	12/2/2013	372.53		7.9500	1/30/2014	374.40	7.9900	1.87	0.50
48.5240	INVESCO FLOATING RATE Y	AFRYX	1/2/2014	387.22		7.9800	1/30/2014	387.72	7.9900	0.50	0.13
2,861.7130	INVESCO HGH YLD MUNI Y	ACTDX	7/11/2013	26,957.34		9.4200	1/30/2014	26,585.31	9.2900	-372.03	-1.38
127.9390	INVESCO HGH YLD MUNI Y	ACTDX	7/11/2013	1,205.19		9.4200	4/17/2014	1,221.82	9.5500	16.63	1.38
2,332.0040	INVESCO HGH YLD MUNI Y	ACTDX	7/11/2013	21,967.47		9.4200	6/19/2014	22,713.72	9.7400	746.25	3.40
121.9750	INVESCO HGH YLD MUNI Y	ACTDX	7/16/2013	1,149.00		9.4200	6/19/2014	1,188.03	9.7400	39.03	3.40
14.7770	INVESCO HGH YLD MUNI Y	ACTDX	8/1/2013	137.13		9.2800	6/19/2014	143.92	9.7400	6.79	4.95
27.9930	INVESCO HGH YLD MUNI Y	ACTDX	9/3/2013	251.10		8.9700	6/19/2014	272.65	9.7400	21.55	8.58

Schedule of Realized Gains and Losses

07/01/2013 - 06/30/2014

Wednesday, October 22, 2014
H996 HAYES WILLIAM BRETT

Prepared For:
2817-0820
HAYWOOD VOCATIONAL OPPOR.

Quantity	Name	Security	Open Date	Cost Amount	Adjusted Cost Amount	Trade Price	Close Date	Close Amt	Close Price	Realized	% Gain or Loss
Short - Continued											
381 6140	INVESCO HGH YLD MUNI Y	ACTDX	9/17/2013	3,272.61*		9 0500	6/19/2014	3,522.14	9 7400	249 53	7 62
4,626 8780	DOUBLELINE EMERGIN CL I	DBLEX	4/15/2013	51,127.00*		11.0500	7/11/2013	47,934.48	10.3600	-3 192 54	-6 24
13 3270	DOUBLELINE EMERGIN CL I	DBLEX	5/1/2013	147 13*		11.0400	7/11/2013	138.06	10 3600	-9 07	-6 16
13 2150	DOUBLELINE EMERGIN CL I	DBLEX	6/3/2013	142 85*		10.8100	7/11/2013	136 90	10.3600	-5 95	-4 17
113 4050	DOUBLELINE EMERGIN CL I	DBLEX	6/24/2013	1,159 00*		10 2200	7/11/2013	1,174 88	10 3600	15 88	1.37
16 7450	DOUBLELINE EMERGIN CL I	DBLEX	7/1/2013	174 15*		10 4000	7/11/2013	173.49	10 3600	-0 66	-0 38
271 3090	EATON VANCE HIGH Y CL I	EIMYX	1/30/2014	2,189 47*		8 0700	4/14/2014	2,260.00	8 3300	70.53	3.22
2,941 5830	EATON VANCE LOW DRTN I	EILDY	7/11/2013	25,503.53*		8.6700	9/17/2013	25,268.20	8.5900	-235 33	-0 92
11,513 5500	EATON VNC LW DRTN GOVT I	EILDY	7/11/2013	99,822.47*		8.6700	1/30/2014	98,786.26	8 5800	-1 036 21	-1 04
348 4990	EATON VNC LW DRTN GOVT I	EILDY	7/16/2013	3,018 00*		8 6600	1/30/2014	2,990 12	8 5800	-27 88	-0 92
23 1210	EATON VNC LW DRTN GOVT I	EILDY	8/1/2013	200 48*		8 6700	1/30/2014	198 37	8 5800	-2 09	-1 04
42,7510	EATON VNC LW DRTN GOVT I	EILDY	9/3/2013	367 68*		8 6000	1/30/2014	366.80	8.5800	-0 86	-0 23
38 1210	EATON VNC LW DRTN GOVT I	EILDY	10/1/2013	328.60*		8.6200	1/30/2014	327.07	8 5800	-1 53	-0 47
1,060 0930	EATON VNC LW DRTN GOVT I	EILDY	10/11/2013	9,138 00*		8.6200	1/30/2014	9,095.61	8.5800	-42 39	-0 46
36 5080	EATON VNC LW DRTN GOVT I	EILDY	11/1/2013	314 33*		8.6100	1/30/2014	313 24	8 5800	-1 09	-0 35
37 3710	EATON VNC LW DRTN GOVT I	EILDY	12/2/2013	322 14*		8.6200	1/30/2014	320 64	8 5800	-1 50	-0 47
39,9030	EATON VNC LW DRTN GOVT I	EILDY	1/2/2014	333 79*		8 5800	1/30/2014	333.80	8 5800	0 01	
26 9960	E/V FLTNG RT ADV FD CL I	EIFAX	7/11/2013	300 74*		11 1400	9/17/2013	301.55	11 1700	0.81	0.27
3,348 0490	E/V FLTNG RT ADV FD CL I	EIFAX	7/11/2013	37,297 28*		11 1400	4/17/2014	37,263 78	11 1300	-33 48	-0 09
74 1940	E/V FLTNG RT ADV FD CL I	EIFAX	7/16/2013	828 00*		11 1600	4/17/2014	825 77	11 1300	-2 23	-0 27
7 1340	E/V FLTNG RT ADV FD CL I	EIFAX	8/1/2013	79 83*		11.1900	4/17/2014	79 40	11.1300	-0 43	-0 54
13,5280	E/V FLTNG RT ADV FD CL I	EIFAX	9/3/2013	150 70*		11.1400	4/17/2014	150 56	11 1300	-0 14	-0 09
12,8980	E/V FLTNG RT ADV FD CL I	EIFAX	10/1/2013	143 56*		11 1300	4/17/2014	143.55	11.1300	-0 01	-0 01
323 9880	E/V FLTNG RT ADV FD CL I	EIFAX	10/11/2013	3,609 00*		11 1400	4/17/2014	3,605.77	11 1300	-3 23	-0 09
14 0540	E/V FLTNG RT ADV FD CL I	EIFAX	11/1/2013	157 12*		11.1800	4/17/2014	156 42	11 1300	-0 70	-0 45
14,5270	E/V FLTNG RT ADV FD CL I	EIFAX	12/2/2013	162 58*		11.1900	4/17/2014	161 68	11.1300	-0 88	-0 54
18,1020	E/V FLTNG RT ADV FD CL I	EIFAX	1/2/2014	202 74*		11.2000	4/17/2014	201 47	11.1300	-1 27	-0 63
738 4140	E/V FLTNG RT ADV FD CL I	EIFAX	1/30/2014	8,285.00*		11 2200	4/17/2014	8,218.57	11 1300	-66 43	-0 80
14 4710	E/V FLTNG RT ADV FD CL I	EIFAX	2/3/2014	162.37*		11 2200	4/17/2014	161.06	11 1300	-1 31	-0 81
15 4780	E/V FLTNG RT ADV FD CL I	EIFAX	3/3/2014	173.20*		11 1900	4/17/2014	172 27	11 1300	-0 93	-0 54
185 9570	E/V FLTNG RT ADV FD CL I	EIFAX	3/24/2014	2,079 00*		11.1800	4/17/2014	2,069.71	11.1300	-9 29	-0 45
18,0030	E/V FLTNG RT ADV FD CL I	EIFAX	4/1/2014	200 91*		11.1600	4/17/2014	200.38	11.1300	-0 53	-0 26
253,3150	EATON VANCE EMRGNG MKT I	EEIIX	7/11/2013	8,202 70*	2,228 11	9 1100	4/17/2014	2,188 64	8 6400	-39 47	-1 71
1,596,3810	EATON VANCE EMRGNG MKT I	EEIIX	7/11/2013	14,642 89*	14,041 28	9 1100	6/19/2014	13,984 12	8 7600	-57 16	-0 39
1,222	ELEMNT ROGRS AGR TOT ETN	RJA	8/31/2012	12,132 31*		9 9282	7/11/2013	10,388 85	8 5017	-1 743 46	-14 37
15	ELEMNT ROGRS AGR TOT ETN	RJA	9/7/2012	148 65*		9 9100	7/11/2013	127 52	8 5017	-21 13	-14 21

Schedule of Realized Gains and Losses

07/01/2013 - 06/30/2014

Wednesday, October 22, 2014

H998 HAYES WILLIAM BRETT

Prepared For:

2817-0620

HAYWOOD VOCATIONAL OPPOR.

Quantity	Name	Security	Open Date	Cost Amount	Adjusted Cost Amount	Trade Price	Close Date	Close Amt	Close Price	Realized	% Gain or Loss
Short - Continued											
59	ELEMNT ROGRS AGR TOT ETN	RJA	10/23/2012	562.14		9.5278	7/11/2013	501.59	8.5017	-60.55	-10.77
107	ELEMNT ROGRS AGR TOT ETN	RJA	3/19/2013	970.44		9.0695	7/11/2013	909.66	8.5017	-60.78	-6.26
53	ELEMNT ROGRS AGR TOT ETN	RJA	4/8/2013	464.60		8.7660	7/11/2013	450.59	8.5017	-14.01	-3.02
236,5150	FIRST EAGLE SOGEN-I	SGIX	9/14/2012	11,970.00		50.6100	7/11/2013	12,499.84	52.8500	529.84	4.43
3,3810	FIRST EAGLE SOGEN-I	SGIX	10/23/2012	167.00		49.4000	7/11/2013	178.68	52.8500	11.68	6.99
23,9590	FIRST EAGLE SOGEN-I	SGIX	12/14/2012	1,153.18		48.1300	7/11/2013	1,266.23	52.8500	113.07	9.81
13,1770	FIRST EAGLE SOGEN-I	SGIX	12/14/2012	634.19		48.1300	7/11/2013	696.41	52.8500	62.22	9.81
5,4540	FIRST EAGLE SOGEN-I	SGIX	12/14/2012	262.49		48.1300	7/11/2013	288.24	52.8500	25.75	9.81
4,1220	FIRST EAGLE SOGEN-I	SGIX	12/17/2012	198.37		48.1300	7/11/2013	217.86	52.8500	19.49	9.83
11,3590	FIRST EAGLE SOGEN OVR-I	SGOIX	1/30/2014	263.99		23.2400	4/17/2014	275.68	24.2700	11.69	4.43
2,724,5410	FORWARD CR ANALYSIS ADV	FLSMX	7/13/2012	23,758.00		8.7200	7/11/2013	22,668.19	8.3200	-1,089.81	-4.59
2,792,5170	FORWARD CR ANALYSIS ADV	FLSMX	8/31/2012	24,630.00		8.8200	7/11/2013	23,233.76	8.3200	-1,396.24	-5.67
113,7030	FORWARD CR ANALYSIS ADV	FLSMX	9/7/2012	1,004.00		8.8300	7/11/2013	946.01	8.3200	-57.99	-5.76
166,1360	FORWARD CR ANALYSIS ADV	FLSMX	9/14/2012	1,462.00		8.8000	7/11/2013	1,382.25	8.3200	-79.75	-5.45
98,9200	FORWARD CR ANALYSIS ADV	FLSMX	9/26/2012	868.52		8.7800	7/11/2013	823.01	8.3200	-45.51	-5.24
49,6170	FORWARD CR ANALYSIS ADV	FLSMX	12/10/2012	452.51		9.1200	7/11/2013	412.81	8.3200	-39.70	-8.77
43,3740	FORWARD CR ANALYSIS ADV	FLSMX	12/10/2012	395.57		9.1200	7/11/2013	360.87	8.3200	-34.70	-8.77
92,0230	FORWARD CR ANALYSIS ADV	FLSMX	12/27/2012	817.18		8.8800	7/11/2013	765.63	8.3200	-51.55	-6.31
131,5640	FORWARD CR ANALYSIS ADV	FLSMX	3/19/2013	1,189.00		9.0100	7/11/2013	1,097.94	8.3200	-91.06	-7.66
118,7410	FORWARD CR ANALYSIS ADV	FLSMX	3/26/2013	1,060.38		8.9300	7/11/2013	987.92	8.3200	-72.46	-6.85
410,5970	FORWARD CR ANALYSIS ADV	FLSMX	6/24/2013	3,371.00		8.2100	7/11/2013	3,416.19	8.3200	45.19	1.34
113,7490	FORWARD CR ANALYSIS ADV	FLSMX	6/26/2013	925.92		8.1400	7/11/2013	946.40	8.3200	20.48	2.21
1,9220	HARTFORD WORLD BD FD I	HWDIX	1/30/2013	20.62		10.7300	1/30/2014	20.45	10.6400	-0.17	-0.82
1,8510	HARTFORD WORLD BD FD I	HWDIX	2/28/2013	19.92		10.7600	1/30/2014	19.69	10.6400	-0.23	-1.15
20,2050	HARTFORD WORLD BD FD I	HWDIX	3/19/2013	217.00		10.7400	1/30/2014	214.98	10.6400	-2.02	-0.93
1,9200	HARTFORD WORLD BD FD I	HWDIX	3/28/2013	20.62		10.7400	1/30/2014	20.42	10.6400	-0.20	-0.97
1,9300	HARTFORD WORLD BD FD I	HWDIX	4/30/2013	21.48		10.8400	1/30/2014	21.06	10.6400	-0.40	-1.86
2,1360	HARTFORD WORLD BD FD I	HWDIX	5/30/2013	22.85		10.7000	1/30/2014	22.72	10.6400	-0.13	-0.57
2,2330	HARTFORD WORLD BD FD I	HWDIX	6/28/2013	23.80		10.5700	1/30/2014	23.75	10.6400	0.15	0.64
3,589,6980	HARTFORD WORLD BD FD I	HWDIX	7/11/2013	37,979.00		10.5800	1/30/2014	38,194.44	10.6400	215.44	0.57
126,8180	HARTFORD WORLD BD FD I	HWDIX	7/16/2013	1,343.00		10.5900	1/30/2014	1,349.34	10.6400	6.34	0.47
6,0270	HARTFORD WORLD BD FD I	HWDIX	7/30/2013	63.83		10.5900	1/30/2014	64.12	10.6400	0.29	0.45
6,1930	HARTFORD WORLD BD FD I	HWDIX	8/29/2013	65.09		10.5100	1/30/2014	65.89	10.6400	0.80	1.23
5,0280	HARTFORD WORLD BD FD I	HWDIX	9/17/2013	53.00		10.5400	1/30/2014	53.49	10.6400	0.49	0.92
6,4880	HARTFORD WORLD BD FD I	HWDIX	9/27/2013	68.30		10.5600	1/30/2014	68.81	10.6400	0.51	0.75
562,9140	HARTFORD WORLD BD FD I	HWDIX	10/11/2013	5,950.00		10.5700	1/30/2014	5,989.45	10.6400	39.45	0.66

Schedule of Realized Gains and Losses

07/01/2013 - 06/30/2014

Wednesday, October 22, 2014

H998 HAYES WILLIAM BRETT

Prepared For:

2617-0620

HAYWOOD VOCATIONAL OPPOR.

Quantity	Name	Security	Open Date	Cost Amount	Adjusted Cost Amount	Trade Price	Close Date	Close Amt	Close Price	Realized	% Gain or Loss
Short - Continued											
7 3880	HARTFORD WORLD BD FD I	HWDIX	10/30/2013	78.53*		10 6300	1/30/2014	78 60	10 6400	0 07	0 09
18 7350	HARTFORD WORLD BD FD I	HWDIX	12/31/2013	198 40*		10 5900	1/30/2014	199 34	10 6400	0 94	0 47
18 4480	HARTFORD WORLD BD FD I	HWDIX	12/31/2013	195 37*		10 5900	1/30/2014	196 31	10 6400	0 94	0 48
1 9370	HARTFORD WORLD BD FD I	HWDIX	12/31/2013	20 51*		10 5900	1/30/2014	20 61	10 6400	0 10	0 49
5 7720	HARTFORD WORLD BD FD I	HWDIX	1/30/2014	61 36*		10 6300	1/30/2014	61 42	10 6400	0 06	0 10
4	ISHARES MSCI EAFE ETF	EFA	7/13/2012	197 18*		49 2899	7/11/2013	238 75	59 6890	41 59	21 09
8	ISHARES MSCI EAFE ETF	EFA	10/23/2012	425 40*		53 1750	7/11/2013	477 51	59 6890	52 11	12 25
1	ISHARES MSCI EAFE ETF	EFA	4/8/2013	58 79*		58 7500	7/11/2013	59 69	59 6890	0 94	1 60
4	ISHARES MSCI EAFE ETF	EFA	6/24/2013	226 68*		56 6700	7/11/2013	238 76	59 6890	12 08	5 33
943	ISHARES SELECT DIV ETF	DVY	7/11/2013	62,622 88*		66 4081	1/30/2014	65,655 60	69 6254	3,032.74	4 84
12	ISHARES SELECT DIV ETF	DVY	7/16/2013	803 51*		66 9591	1/30/2014	835 49	69 6254	31 98	3 98
3	ISHARES SELECT DIV ETF	DVY	9/17/2013	200 70*		66 9000	1/30/2014	208 87	69 6254	8 17	4 07
87	ISHARES SELECT DIV ETF	DVY	10/11/2013	5,838 12*		67 1048	1/30/2014	6,057 31	69 6254	219 19	3 75
9	ISHARES RUSSELL 2000 ETF	IWM	10/23/2012	725 49*		80 6100	7/11/2013	920 17	102 2426	194 68	26 83
3	ISHARES RUSSELL 2000 ETF	IWM	4/8/2013	274 69*		91 5500	7/11/2013	306 73	102 2426	32 08	11 68
6	ISHS INTL SEL DIV ETF	IDV	4/8/2013	203 78*		33 9600	1/30/2014	218 57	36 4295	14 81	7 27
21	ISHS INTL SEL DIV ETF	IDV	6/24/2013	665 70*		31 7000	1/30/2014	765 00	36 4295	99 30	14 92
763	ISHS INTL SEL DIV ETF	IDV	7/11/2013	24,940 99*		32 6881	1/30/2014	27,795 24	36 4295	2,854 25	11 44
16	ISHS INTL SEL DIV ETF	IDV	7/16/2013	525 44*		32 8400	1/30/2014	582 86	36 4295	57 42	10 93
89	ISHS INTL SEL DIV ETF	IDV	10/11/2013	3,279 39*		36 8471	1/30/2014	3,242 18	36 4295	-37 21	-1 15
2,504 8630	LOOMIS SAYLES INVT TR I	LSBDX	7/11/2013	37,598 00*		15 0100	1/30/2014	37,898 57	15 1300	300 57	0 80
53 8180	LOOMIS SAYLES INVT TR I	LSBDX	7/16/2013	811 00*		15 0700	1/30/2014	814 23	15 1300	3 23	0 40
10 1700	LOOMIS SAYLES INVT TR I	LSBDX	7/29/2013	153 28*		15 0700	1/30/2014	153 87	15 1300	0 61	0 40
11 1660	LOOMIS SAYLES INVT TR I	LSBDX	8/28/2013	164 92*		14 7700	1/30/2014	168 94	15 1300	4 02	2 44
1,683 5220	LOOMIS SAYLES INVT TR I	LSBDX	9/17/2013	25,337 00*		15 0500	1/30/2014	25,471 70	15 1300	134 70	0 53
14 8420	LOOMIS SAYLES INVT TR I	LSBDX	9/26/2013	224 28*		15 1100	1/30/2014	224 55	15 1300	0 29	0 13
359 2350	LOOMIS SAYLES INVT TR I	LSBDX	10/11/2013	5 446 00*		15 1600	1/30/2014	5 435 23	15 1300	-10 77	-0 20
18 0250	LOOMIS SAYLES INVT TR I	LSBDX	10/29/2013	276 87*		15 3600	1/30/2014	272 72	15 1300	-4 15	-1 50
17 6070	LOOMIS SAYLES INVT TR I	LSBDX	11/27/2013	268 18*		15 2300	1/30/2014	268 39	15 1300	-1 77	-0 66
35 1430	LOOMIS SAYLES INVT TR I	LSBDX	12/17/2013	529 95*		15 0800	1/30/2014	531 72	15 1300	1 77	0 33
20 7320	LOOMIS SAYLES INVT TR I	LSBDX	12/17/2013	312 64*		15 0800	1/30/2014	313 68	15 1300	1 04	0 33
14 9310	LOOMIS SAYLES INVT TR I	LSBDX	1/29/2014	226 05*		15 1400	1/30/2014	225 91	15 1300	-0 14	-0 06
44 0870	LORD ABBETT SHORT DUR F	LDLFX	8/1/2012	203 24*		4 6100	7/11/2013	201 03	4 5600	-2 21	-1 09
5 414 2860	LORD ABBETT SHORT DUR F	LDLFX	8/31/2012	25 014 00*		4 6200	7/11/2013	24 689 17	4 5600	-324 83	-1 20
44 8810	LORD ABBETT SHORT DUR F	LDLFX	9/4/2012	207 35*		4 6200	7/11/2013	204 65	4 5600	-2 70	-1 30
111 4720	LORD ABBETT SHORT DUR F	LDLFX	9/7/2012	515 00*		4 6200	7/11/2013	508 31	4 5600	-6 69	-1 30

Schedule of Realized Gains and Losses

07/01/2013 - 06/30/2014

Wednesday, October 22, 2014

H998 HAYES WILLIAM BRETT

Prepared For:

2617-0820

HAYWOOD VOCATIONAL OPPOR

Quantity	Name	Security	Open Date	Cost Amount	Adjusted Cost Amount	Trade Price	Close Date	Close Amt	Close Price	Realized	% Gain or Loss
Short - Continued											
137.2840	LORD ABBETT SHORT DUR F	LDLFX	9/14/2012	637.00		4.6400	7/11/2013	628.01	4.5600	-10.99	-1.73
60.3360	LORD ABBETT SHORT DUR F	LDLFX	10/1/2012	279.98		4.6400	7/11/2013	275.13	4.5600	-4.83	-1.73
62.4090	LORD ABBETT SHORT DUR F	LDLFX	11/1/2012	290.20		4.6500	7/11/2013	284.58	4.5600	-5.62	-1.94
59.3000	LORD ABBETT SHORT DUR F	LDLFX	12/3/2012	275.19		4.6400	7/11/2013	270.40	4.5600	-4.75	-1.73
5.7090	LORD ABBETT SHORT DUR F	LDLFX	12/19/2012	26.49		4.6400	7/11/2013	26.03	4.5600	-0.46	-1.74
60.6940	LORD ABBETT SHORT DUR F	LDLFX	1/2/2013	281.62		4.6400	7/11/2013	276.76	4.5600	-4.86	-1.73
58.2260	LORD ABBETT SHORT DUR F	LDLFX	2/1/2013	270.17		4.6400	7/11/2013	265.51	4.5600	-4.66	-1.72
60.5450	LORD ABBETT SHORT DUR F	LDLFX	3/1/2013	280.93		4.6400	7/11/2013	276.08	4.5600	-4.85	-1.73
5,828.7240	LORD ABBETT SHORT DUR F	LDLFX	3/19/2013	27,036.00		4.6400	7/11/2013	26,569.94	4.5600	-466.06	-1.72
65.5370	LORD ABBETT SHORT DUR F	LDLFX	4/1/2013	304.09		4.6400	7/11/2013	298.85	4.5600	-5.24	-1.72
76.2130	LORD ABBETT SHORT DUR F	LDLFX	5/1/2013	354.39		4.6500	7/11/2013	347.53	4.5600	-6.86	-1.94
76.3010	LORD ABBETT SHORT DUR F	LDLFX	6/3/2013	352.51		4.6200	7/11/2013	347.93	4.5600	-4.58	-1.30
80.2720	LORD ABBETT SHORT DUR F	LDLFX	7/1/2013	366.04		4.5600	7/11/2013	366.05	4.5600	0.01	
1,093.9500	MFS DIVERSIFIED IN CL I	DIFIX	9/7/2012	12,524.18		11.5400	7/11/2013	13,072.70	11.9500	448.52	3.55
17.4330	MFS DIVERSIFIED IN CL I	DIFIX	2/1/2013	205.54		11.7900	1/30/2014	208.32	11.9500	2.78	1.35
17.4580	MFS DIVERSIFIED IN CL I	DIFIX	3/1/2013	206.35		11.8200	1/30/2014	208.62	11.9500	2.27	1.10
14.9560	MFS DIVERSIFIED IN CL I	DIFIX	4/1/2013	179.17		11.9800	1/30/2014	178.72	11.9500	-0.45	-0.25
10.9410	MFS DIVERSIFIED IN CL I	DIFIX	5/1/2013	133.92		12.2400	1/30/2014	130.74	11.9500	-3.18	-2.37
11.0960	MFS DIVERSIFIED IN CL I	DIFIX	6/3/2013	133.28		12.0100	1/30/2014	132.59	11.9500	-0.67	-0.50
9.9290	MFS DIVERSIFIED IN CL I	DIFIX	6/3/2013	119.25		12.0100	1/30/2014	118.65	11.9500	-0.60	-0.50
15.6520	MFS DIVERSIFIED IN CL I	DIFIX	6/24/2013	180.00		11.5000	1/30/2014	187.04	11.9500	7.04	3.91
11.4010	MFS DIVERSIFIED IN CL I	DIFIX	7/1/2013	133.96		11.7500	1/30/2014	136.24	11.9500	2.28	1.70
32.1370	MFS DIVERSIFIED IN CL I	DIFIX	7/16/2013	385.00		11.9800	1/30/2014	384.04	11.9500	-0.96	-0.25
8.2140	MFS DIVERSIFIED IN CL I	DIFIX	9/3/2013	95.12		11.5800	1/30/2014	98.15	11.9500	3.03	3.19
36.4160	MFS DIVERSIFIED IN CL I	DIFIX	9/17/2013	429.00		11.7800	1/30/2014	435.20	11.9500	6.20	1.45
8.1050	MFS DIVERSIFIED IN CL I	DIFIX	10/1/2013	95.48		11.7800	1/30/2014	96.85	11.9500	1.37	1.43
273.8870	MFS DIVERSIFIED IN CL I	DIFIX	10/11/2013	3,262.00		11.9100	1/30/2014	3,273.00	11.9500	11.00	0.34
8.3430	MFS DIVERSIFIED IN CL I	DIFIX	11/1/2013	100.87		12.0900	1/30/2014	99.70	11.9500	-1.17	-1.16
9.0170	MFS DIVERSIFIED IN CL I	DIFIX	12/2/2013	108.56		12.0400	1/30/2014	107.75	11.9500	-0.81	-0.75
30.1070	MFS DIVERSIFIED IN CL I	DIFIX	12/11/2013	358.87		11.9200	1/30/2014	359.78	11.9500	0.91	0.25
13.0350	MFS DIVERSIFIED IN CL I	DIFIX	12/11/2013	155.38		11.9200	1/30/2014	155.77	11.9500	0.39	0.25
11.5510	MFS DIVERSIFIED IN CL I	DIFIX	1/2/2014	138.03		11.9500	1/30/2014	138.05	11.9500	0.02	0.01
19.4540	MFS SER TRX INTL DIV FD	MDIUX	1/30/2014	307.98		15.8300	4/17/2014	321.96	16.5500	14.00	4.55
18.7740	MFS SER TRX INTL DIV FD	MDIUX	1/30/2014	297.20		15.8300	6/19/2014	325.35	17.3300	28.15	9.47
2	MARKET VECTORS AGRIB ETF	MOO	7/13/2012	98.58		49.2899	7/11/2013	106.59	53.2999	8.01	8.13
1	MARKET VECTORS AGRIB ETF	MOO	8/31/2012	49.87		49.8700	7/11/2013	53.30	53.2999	3.43	6.88

Schedule of Realized Gains and Losses

07/01/2013 - 06/30/2014

Wednesday, October 22, 2014

H998 HAYES WILLIAM BRETT

Prepared For:

2617-0620

HAYWOOD VOCATIONAL OPPOR.

Quantity	Name	Security	Open Date	Cost Amount	Adjusted Cost Amount	Trade Price	Close Date	Close Amt	Close Price	Realized	% Gain or Loss
Short - Continued											
8	MARKET VECTORS AGRIB ETF	MOO	10/23/2012	407.44		50.9300	7/11/2013	426.40	53.2999	18.96	4.65
2	MARKET VECTORS AGRIB ETF	MOO	4/8/2013	108.68		53.3399	7/11/2013	106.60	53.2999	-0.08	-0.07
3	MARKET VECTORS AGRIB ETF	MOO	4/15/2013	156.99		52.3300	7/11/2013	159.90	53.2999	2.91	1.85
3	MARKET VECTORS AGRIB ETF	MOO	6/24/2013	150.21		50.0700	7/11/2013	159.90	53.2999	9.69	6.45
46	MARKET VECTOR GLD MN ETF	GDX	7/13/2012	1,950.40		42.3999	7/11/2013	1,117.50	24.2940	-832.90	-42.70
19	MARKET VECTOR GLD MN ETF	GDX	10/23/2012	975.08		51.3200	7/11/2013	461.57	24.2940	-513.51	-52.66
193	MARKET VECTOR GLD MN ETF	GDX	3/19/2013	7,290.59		37.7751	7/11/2013	4,688.67	24.2940	-2,601.92	-35.69
55	MARKET VECTOR GLD MN ETF	GDX	4/8/2013	1,931.00		35.1090	7/11/2013	1,336.15	24.2940	-594.85	-30.81
131	MARKET VECTOR GLD MN ETF	GDX	4/15/2013	3,888.93		29.6885	7/11/2013	3,182.46	24.2940	-706.47	-18.17
179	MARKET VECTOR GLD MN ETF	GDX	6/24/2013	4,243.73		23.7030	7/11/2013	4,348.57	24.2940	104.84	2.47
30.6300	MFS EMRG MKT DEBT I	MEDIX	7/11/2013	449.35		14.6700	4/17/2014	455.47	14.8700	6.12	1.36
926.4830	MFS EMRG MKT DEBT I	MEDIX	7/11/2013	13,591.51		14.6700	6/19/2014	14,165.93	15.2900	574.42	4.23
3.188.7160	MERK HARD CURRENCY FD ~	MERKX	4/8/2013	38.392.16		12.0400	7/11/2013	38.693.46	11.5700	-1.498.70	-3.90
28.9820	MERK HARD CURRENCY FD ~	MERKX	6/24/2013	333.00		11.4900	7/11/2013	335.33	11.5700	2.33	0.70
1,255.5970	NUVEEN SHORT DUR HI YD I	NVHI	10/11/2013	12,016.07		9.5700	6/19/2014	12,543.41	9.9900	527.34	4.39
6,755.2330	OPPENHEIMER ROCHESTER Y	ORSYX	7/11/2013	25,197.02		3.7300	9/17/2013	24,994.36	3.7000	-202.66	-0.80
28.844.2310	OPPENHEIMER ROCHESTER Y	ORSYX	7/11/2013	100,128.98		3.7300	10/11/2013	99,055.20	3.6900	-1,073.78	-1.07
770.2410	OPPENHEIMER ROCHESTER Y	ORSYX	7/16/2013	2,873.00		3.7300	10/11/2013	2,842.19	3.6900	-30.81	-1.07
18.2980	OPPENHEIMER ROCHESTER Y	ORSYX	7/24/2013	68.25		3.7300	10/11/2013	67.52	3.6900	-0.73	-1.07
59.3480	OPPENHEIMER ROCHESTER Y	ORSYX	8/28/2013	220.18		3.7100	10/11/2013	218.99	3.6900	-1.19	-0.54
55.2490	OPPENHEIMER ROCHESTER Y	ORSYX	9/25/2013	204.42		3.7000	10/11/2013	203.88	3.6900	-0.54	-0.26
4,841.6440	OPPEN ROCH NATL MUNI Y	ORNYX	7/13/2012	35,925.00		7.4200	7/11/2013	33,988.35	7.0200	-1,936.65	-5.39
60.8650	OPPEN ROCH NATL MUNI Y	ORNYX	7/25/2012	455.88		7.4800	7/11/2013	427.27	7.0200	-28.61	-6.28
83.4410	OPPEN ROCH NATL MUNI Y	ORNYX	8/29/2012	625.81		7.5000	7/11/2013	585.75	7.0200	-40.06	-6.40
1,530.8000	OPPEN ROCH NATL MUNI Y	ORNYX	8/31/2012	11,481.00		7.5000	7/11/2013	10,746.22	7.0200	-734.78	-6.40
159.6800	OPPEN ROCH NATL MUNI Y	ORNYX	9/7/2012	1,196.00		7.4900	7/11/2013	1,120.95	7.0200	-75.05	-6.28
158.1770	OPPEN ROCH NATL MUNI Y	ORNYX	9/14/2012	1,180.00		7.4600	7/11/2013	1,110.40	7.0200	-69.60	-5.90
90.8190	OPPEN ROCH NATL MUNI Y	ORNYX	9/26/2012	679.64		7.5000	7/11/2013	636.14	7.0200	-43.50	-6.40
93.5980	OPPEN ROCH NATL MUNI Y	ORNYX	10/24/2012	707.60		7.5600	7/11/2013	657.05	7.0200	-50.55	-7.14
90.1670	OPPEN ROCH NATL MUNI Y	ORNYX	11/28/2012	696.99		7.7300	7/11/2013	632.97	7.0200	-64.02	-9.19
91.6390	OPPEN ROCH NATL MUNI Y	ORNYX	12/31/2012	698.29		7.6200	7/11/2013	643.30	7.0200	-54.99	-7.87
90.6040	OPPEN ROCH NATL MUNI Y	ORNYX	1/23/2013	699.48		7.7200	7/11/2013	636.04	7.0200	-63.42	-9.07
91.8180	OPPEN ROCH NATL MUNI Y	ORNYX	2/20/2013	705.18		7.6800	7/11/2013	644.56	7.0200	-60.60	-8.59
1,553.2720	OPPEN ROCH NATL MUNI Y	ORNYX	3/19/2013	11,887.00		7.6400	7/11/2013	10,904.00	7.0200	-983.00	-8.11
94.7420	OPPEN ROCH NATL MUNI Y	ORNYX	3/27/2013	723.83		7.6400	7/11/2013	665.09	7.0200	-58.74	-8.12
93.1820	OPPEN ROCH NATL MUNI Y	ORNYX	4/24/2013	717.50		7.7000	7/11/2013	654.14	7.0200	-63.36	-8.83

Schedule of Realized Gains and Losses

07/01/2013 - 06/30/2014

Wednesday, October 22, 2014

H098 HAYES WILLIAM BRETT

Prepared For:

2617-0620

HAYWOOD VOCATIONAL OPPOR.

Quantity	Name	Security	Open Date	Cost Amount	Adjusted Cost Amount	Trade Price	Close Date	Close Amt	Close Price	Realized	% Gain or Loss
Short - Continued											
82,2130	OPPEN ROCH NATL MUNI Y	ORNYX	5/29/2013	633.88*		7.7100	7/11/2013	577.13	7.0200	-56.73	-8.95
882,5540	OPPEN ROCH NATL MUNI Y	ORNYX	6/24/2013	4,565.00*		6.8900	7/11/2013	4,851.15	7.0200	86.15	1.89
92,0060	OPPEN ROCH NATL MUNI Y	ORNYX	6/26/2013	633.00*		6.8800	7/11/2013	645.89	7.0200	12.89	2.04
116,6800	OPPENHEIMER LTD TERM Y	OPYX	12/12/2012	1,780.53*		15.2600	10/11/2013	1,628.85	13.9600	-151.68	-8.52
30,2080	OPPENHEIMER LTD TERM Y	OPYX	6/24/2013	435.00*		14.4000	10/11/2013	421.70	13.9600	-13.30	-3.06
932,4140	OPPENHEIMER LTD TERM Y	OPYX	7/11/2013	13,520.00*		14.5000	10/11/2013	13,016.53	13.9600	-503.47	-3.72
109,3730	OPPENHEIMER LTD TERM Y	OPYX	7/16/2013	1,587.00*		14.5100	10/11/2013	1,528.85	13.9600	-58.15	-3.79
179,8290	OPPENHEIMER LTD TERM Y	OPYX	9/17/2013	2,523.00*		14.0300	10/11/2013	2,510.42	13.9600	-12.58	-0.50
29,7280	OPPNHEIMER DEV MKTS CL Y	ODVYX	1/30/2014	1,033.05*		34.7500	4/17/2014	1,115.10	37.5100	82.05	7.94
18,4590	OPPNHEIMER DEV MKTS CL Y	ODVYX	1/30/2014	641.45*		34.7500	6/19/2014	731.35	39.6200	89.90	14.02
48,6960	PIMCO ALL ASSET/AUTH I	PAUIX	9/21/2012	543.45*		11.1600	7/11/2013	496.70	10.2000	-46.75	-8.60
173,3530	PIMCO ALL ASSET/AUTH I	PAUIX	12/28/2012	1,939.82*		11.1900	7/11/2013	1,768.20	10.2000	-171.62	-8.85
46,8020	PIMCO ALL ASSET/AUTH I	PAUIX	1/2/2013	519.03*		11.0900	7/11/2013	477.38	10.2000	-41.65	-8.12
56,1590	PIMCO ALL ASSET/AUTH I	PAUIX	3/19/2013	620.00*		11.0400	7/11/2013	572.82	10.2000	-47.18	-7.61
52,1610	PIMCO ALL ASSET/AUTH I	PAUIX	3/22/2013	570.12*		10.9300	7/11/2013	532.04	10.2000	-38.08	-6.68
46,3900	PIMCO ALL ASSET/AUTH I	PAUIX	6/21/2013	474.57*		10.2300	7/11/2013	473.18	10.2000	-1.39	-0.29
262,3020	PIMCO ALL ASSET/AUTH I	PAUIX	6/24/2013	2,644.00*		10.0800	7/11/2013	2,675.51	10.2000	31.51	1.19
42,4380	PIMCO ALL ASSET/AUTH I	PAUIX	1/30/2014	416.75*		9.8200	4/17/2014	431.17	10.1600	14.42	3.46
14	PIMCO ETF TRUST ETF	MINT	8/31/2012	1,419.04*		101.3600	7/11/2013	1,418.73	101.3398	-0.31	-0.02
264	PIMCO ETF TRUST ETF	MINT	3/19/2013	26,815.93*		101.5755	7/11/2013	26,753.25	101.3398	-62.68	-0.23
1,487	POWERSHARES KBW HIGH ETF	KBWD	7/11/2013	37,558.62*		25.2587	1/30/2014	37,605.58	25.2900	45.96	0.12
21	POWERSHARES KBW HIGH ETF	KBWD	7/16/2013	533.40*		25.4000	1/30/2014	531.08	25.2900	-2.32	-0.43
38	POWERSHARES KBW HIGH ETF	KBWD	9/17/2013	943.54*		24.8300	1/30/2014	961.00	25.2900	17.46	1.85
147	POWERSHARES KBW HIGH ETF	KBWD	10/11/2013	3,658.20*		24.8857	1/30/2014	3,717.57	25.2900	59.37	1.62
11	GUGGENHEIM S&P 500 EQU ETF	RSP	1/30/2014	763.47*		69.4060	4/17/2014	797.59	72.5100	34.12	4.47
20	GUGGENHEIM S&P 500 EQU ETF	RSP	1/30/2014	1,388.12*		69.4060	6/19/2014	1,531.87	78.5949	143.75	10.36
25	SPDR S&P INTERNTL DV ETF	DWX	7/11/2013	1,117.21*		44.6880	9/17/2013	1,171.48	46.8600	54.27	4.86
537	SPDR S&P INTERNTL DV ETF	DWX	7/11/2013	23,997.47*		44.6880	1/30/2014	24,351.61	45.3483	354.14	1.48
9	SPDR S&P INTERNTL DV ETF	DWX	7/16/2013	403.20*		44.8000	1/30/2014	408.12	45.3483	4.92	1.22
49	SPDR S&P INTERNTL DV ETF	DWX	10/11/2013	2,308.48*		47.1114	1/30/2014	2,222.04	45.3483	-86.42	-3.74
2	SPDR S&P 500 TRUST ETF	SPY	1/30/2014	358.20*		179.0960	4/17/2014	371.75	185.8600	13.55	3.78
7	SPDR S&P 500 TRUST ETF	SPY	1/30/2014	1,253.68*		179.0960	6/19/2014	1,373.65	196.2400	119.97	9.57
60	SPDR S&P MIDCAP 400 ETF	MDY	10/23/2012	10,603.14*		176.7190	7/11/2013	13,236.37	220.6100	2,633.23	24.83
1	SPDR S&P MIDCAP 400 ETF	MDY	4/8/2013	204.13*		204.1300	7/11/2013	220.61	220.6100	16.48	8.07
3	SPDR S&P MIDCAP 400 ETF	MDY	1/30/2014	718.52*		239.5040	6/19/2014	775.00	258.3400	56.48	7.86
3,036,9950	STLPTH OPPNH MLP ALPHA Y	MLPOX	7/11/2013	37,598.00*	36,551.49	12.3800	1/30/2014	37,689.10	12.4100	1,137.61	3.03

Schedule of Realized Gains and Losses

07/01/2013 - 06/30/2014

Wednesday, October 22, 2014

H998 HAYES WILLIAM BRETT

Prepared For:

2617-0820

HAYWOOD VOCATIONAL OPPOR.

Quantity	Name	Security	Open Date	Cost Amount	Adjusted Cost Amount	Trade Price	Close Date	Close Amt	Close Price	Realized	% Gain or Loss
Short - Continued											
60.2610	STLPTH OPPNH MLP ALPHA Y	MLPOX	7/16/2013	748.00	719.23	12.2800	1/30/2014	747.83	12.4100	28.60	3.86
44.3610	STLPTH OPPNH MLP ALPHA Y	MLPOX	8/8/2013	533.85	526.02	12.0300	1/30/2014	550.52	12.4100	24.50	4.59
131.5120	STLPTH OPPNH MLP ALPHA Y	MLPOX	9/17/2013	1,540.00	1,517.35	11.7100	1/30/2014	1,632.06	12.4100	114.71	7.45
260.5500	STLPTH OPPNH MLP ALPHA Y	MLPOX	10/11/2013	3,124.00	3,079.06	11.9900	1/30/2014	3,233.44	12.4100	154.38	4.94
50.3180	STLPTH OPPNH MLP ALPHA Y	MLPOX	11/7/2013	608.85		12.1000	1/30/2014	624.45	12.4100	15.60	2.56
1	SPDR GOLD TRUST ETF	GLD	7/13/2012	154.58	153.97	154.5800	7/11/2013	123.90	123.9099	-30.07	-19.45
5	SPDR GOLD TRUST ETF	GLD	10/23/2012	828.65	826.20	165.7300	7/11/2013	619.54	123.9099	-206.65	-24.94
14	SPDR GOLD TRUST ETF	GLD	3/19/2013	2,488.94	2,184.04	156.2100	7/11/2013	1,734.71	123.9099	-449.33	-20.55
4	SPDR GOLD TRUST ETF	GLD	4/8/2013	609.68	609.08	152.4200	7/11/2013	495.63	123.9099	-113.45	-18.61
19	SPDR GOLD TRUST ETF	GLD	4/15/2013	2,672.38	2,569.38	135.3874	7/11/2013	2,354.26	123.9099	-215.12	-8.39
11	SPDR GOLD TRUST ETF	GLD	6/24/2013	1,388.31	1,365.73	124.2099	7/11/2013	1,383.00	123.9099	-2.73	-0.20
1	SPDR GOLD TRUST ETF	GLD	1/30/2014	119.68		119.6760	4/17/2014	125.18	125.1800	5.50	4.60
2,402.5130	TFS CAP INVT TR MKRT FD	TFSMX	4/8/2013	38,440.20		16.0000	7/11/2013	37,911.66	15.7800	-528.54	-1.37
4.4940	TOCQUEVILLE TR GOLD FD	TGLDX	1/30/2014	165.38		36.8000	4/17/2014	171.58	38.1800	6.20	3.75
20.0420	TOCQUEVILLE TR GOLD FD	TGLDX	1/30/2014	737.55		36.8000	6/19/2014	890.87	44.4500	153.32	20.79
2,147.0340	VANGUARD SHRT TRM FED AD	VSGDX	8/31/2012	23,381.19		10.8900	7/11/2013	22,951.79	10.6900	-429.40	-1.84
42.0570	VANGUARD SHRT TRM FED AD	VSGDX	9/7/2012	458.00		10.8900	7/11/2013	449.58	10.6900	-8.42	-1.84
39.2460	VANGUARD SHRT TRM FED AD	VSGDX	9/14/2012	427.00		10.8800	7/11/2013	419.54	10.6900	-7.46	-1.75
2.0060	VANGUARD SHRT TRM FED AD	VSGDX	10/1/2012	21.87		10.9000	7/11/2013	21.44	10.6900	-0.43	-1.97
2.0030	VANGUARD SHRT TRM FED AD	VSGDX	11/1/2012	21.79		10.8800	7/11/2013	21.41	10.6900	-0.38	-1.74
0.0760	VANGUARD SHRT TRM FED AD	VSGDX	11/8/2012	0.83		10.8800	7/11/2013	0.81	10.6900	-0.02	-2.41
1.1430	VANGUARD SHRT TRM FED AD	VSGDX	12/3/2012	12.45		10.8900	7/11/2013	12.21	10.6900	-0.24	-1.93
13.6350	VANGUARD SHRT TRM FED AD	VSGDX	12/31/2012	147.26		10.8000	7/11/2013	145.76	10.6900	-1.50	-1.02
5.5390	VANGUARD SHRT TRM FED AD	VSGDX	12/31/2012	59.82		10.8000	7/11/2013	59.21	10.6900	-0.61	-1.02
1.2020	VANGUARD SHRT TRM FED AD	VSGDX	1/2/2013	12.98		10.8000	7/11/2013	12.84	10.6900	-0.14	-1.08
1.1560	VANGUARD SHRT TRM FED AD	VSGDX	2/1/2013	12.48		10.7800	7/11/2013	12.35	10.6900	-0.11	-0.88
1.0370	VANGUARD SHRT TRM FED AD	VSGDX	3/1/2013	11.20		10.8000	7/11/2013	11.08	10.6900	-0.12	-1.07
59.0740	VANGUARD SHRT TRM FED AD	VSGDX	3/19/2013	638.00		10.8000	7/11/2013	631.54	10.6900	-6.46	-1.01
1.0810	VANGUARD SHRT TRM FED AD	VSGDX	4/1/2013	11.60		10.7900	7/11/2013	11.55	10.6900	-0.11	-0.94
0.8830	VANGUARD SHRT TRM FED AD	VSGDX	4/1/2013	9.53		10.7900	7/11/2013	9.44	10.6900	-0.09	-0.94
0.4420	VANGUARD SHRT TRM FED AD	VSGDX	4/1/2013	4.77		10.7900	7/11/2013	4.72	10.6900	-0.05	-1.05
1.0960	VANGUARD SHRT TRM FED AD	VSGDX	5/1/2013	11.85		10.8100	7/11/2013	11.72	10.6900	-0.13	-1.10
1.2570	VANGUARD SHRT TRM FED AD	VSGDX	6/3/2013	13.51		10.7500	7/11/2013	13.44	10.6900	-0.07	-0.52
1.1360	VANGUARD SHRT TRM FED AD	VSGDX	7/1/2013	12.13		10.6800	7/11/2013	12.16	10.6900	0.03	0.25
48.8250	NATIXIS ASG MNGD CL Y	ASFYX	1/30/2014	485.33		9.9400	6/19/2014	518.03	10.6100	32.70	6.74
1,153.5140	VANGUARD GNMA FD ADMR	VFIJX	8/31/2012	12,804.00		11.1000	7/11/2013	12,008.09	10.4100	-795.91	-6.22

Schedule of Realized Gains and Losses

Wednesday, October 22, 2014

H098 HAYES WILLIAM BRETT

07/01/2013 - 06/30/2014

Prepared For:

2817-0620

HAYWOOD VOCATIONAL OPPOR.

Quantity	Name	Security	Open Date	Cost Amount	Adjusted Cost Amount	Trade Price	Close Date	Close Amt	Close Price	Realized	% Gain or Loss
Short - Continued											
39 3150	VANGUARD GNMA FD ADMR	VFIJX	9/7/2012	436.00		11 0900	7/11/2013	409 27	10 4100	-26 73	-6 13
38 5030	VANGUARD GNMA FD ADMR	VFIJX	9/14/2012	427.00		11 0900	7/11/2013	400 81	10 4100	-26 19	-6 13
105 0690	VANGUARD GNMA FD ADMR	VFIJX	3/19/2013	1,140 00		10 8500	7/11/2013	1,093 77	10 4100	-46 23	-4 06
25 3620	VANGUARD GNMA FD ADMR	VFIJX	6/24/2013	263 00		10 3700	7/11/2013	264 03	10 4100	1 03	0 39
3	VANGUARD MSCI EMRG ETF	VWO	7/13/2012	117 90		39.2999	7/11/2013	117 14	39.0501	-0 76	-0 64
13	VANGUARD MSCI EMRG ETF	VWO	10/23/2012	536 77		41 2900	7/11/2013	507 64	39.0501	-29 13	-5 43
2	VANGUARD MSCI EMRG ETF	VWO	3/19/2013	84 62		42.3100	7/11/2013	78 10	39.0501	-6 52	-7 71
3	VANGUARD MSCI EMRG ETF	VWO	4/8/2013	125 46		41.8200	7/11/2013	117 15	39 0501	-8 31	-6 62
35	VANGUARD MSCI EMRG ETF	VWO	6/24/2013	1,263 40		36.0970	7/11/2013	1,366 75	39 0501	103 35	8 18
2	VANGUARD MID CAP ETF	VO	1/30/2014	215 56		107 7767	4/17/2014	223 78	111 8900	8 22	3 81
6	VANGUARD MID CAP ETF	VO	1/30/2014	646 67		107 7767	6/19/2014	705 70	117 6200	59 03	9 13
237	VANGUARD SMALL CAP ETF	VB	1/30/2014	25,641 27		108 1910	6/19/2014	27,478 49	115 9455	1,837.22	7.17
9	VANGUARD SMALL CAP ETF	VB	3/24/2014	1,012 41		112.4900	6/19/2014	1,043.48	115 9455	31.07	3 07
4	VANGUARD SMALL CAP ETF	VB	4/17/2014	440 80		110.2000	6/19/2014	463.78	115 9455	22.98	5 21
10	VANGUARD FTSE ALL WR ETF	VEU	1/30/2014	483 38		48.3373	4/17/2014	504.89	50 4900	21.51	4 45
15	VANGUARD FTSE ALL WR ETF	VEU	1/30/2014	725 06		48 3373	6/19/2014	797 68	53 1801	72 62	10 02
				<u>1,554,713.20</u>							
				4,556,438.59	-66,370.94			1,546,494.43		-8,218.77	
Long											
832 5950	DOUBLELINE TTL RET CL I	DBLTX	8/16/2011	9,350 04		11.2300	1/30/2014	9,158 56	11 0000	-191 49	-2 06
311,9210	FIRST EAGLE SOGEN-I	SGIIX	11/20/2009	12,473.69		39.9900	7/11/2013	16,485 02	52 8500	4,011 33	32 16
37 1340	FIRST EAGLE SOGEN-I	SGIIX	12/18/2009	1,504 65		40 5200	7/11/2013	1,962.53	52.8500	457 88	30 43
39 0610	FIRST EAGLE SOGEN-I	SGIIX	12/20/2010	1,793 30		45 9100	7/11/2013	2,064.37	52.8500	271.07	15 12
18 4480	FIRST EAGLE SOGEN-I	SGIIX	12/14/2011	823 51		44.6400	7/11/2013	974 97	52 8500	151 46	18 39
17 5560	FIRST EAGLE SOGEN-I	SGIIX	12/14/2011	783 68		44.6400	7/11/2013	927 83	52.8500	144.15	18 39
23 0880	FIRST EAGLE SOGEN-I	SGIIX	5/9/2012	1,084 00		48 9500	7/11/2013	1,220 20	52 8500	136.20	12.56
2,123 4330	FORWARD CR ANALYSIS ADV	FLSMX	8/16/2011	17,051.15		8 0300	7/11/2013	17,666 96	8 3200	615.81	3 61
2,606 6990	FORWARD CR ANALYSIS ADV	FLSMX	9/28/2011	21,401.00		8.2100	7/11/2013	21,687.73	8.3200	286 73	1 34
95,8350	FORWARD CR ANALYSIS ADV	FLSMX	10/3/2011	779 14		8 1300	7/11/2013	797 34	8 3200	18 20	2.34
17,2030	FORWARD CR ANALYSIS ADV	FLSMX	12/12/2011	137.80		8 0100	7/11/2013	143.12	8 3200	5 32	3 86
86 9630	FORWARD CR ANALYSIS ADV	FLSMX	12/30/2011	699 18		8 0400	7/11/2013	723 53	8.3200	24.35	3 48
75 9090	FORWARD CR ANALYSIS ADV	FLSMX	3/28/2012	645 23		8.5000	7/11/2013	631.56	8 3200	-13 67	-2 12
56 4310	FORWARD CR ANALYSIS ADV	FLSMX	6/27/2012	485 87		8 6100	7/11/2013	469 50	8.3200	-16 37	-3 37
19 4900	FORWARD CR ANALYSIS ADV	FLSMX	6/29/2012	168 00		8 6200	7/11/2013	162 15	8 3200	-5 85	-3 48
2,245 6400	HARTFORD WORLD BD FD I	HWDIX	9/7/2012	24,005 87		10 6900	1/30/2014	23,893 60	10 6400	-112 27	-0 47
13,3520	HARTFORD WORLD BD FD I	HWDIX	9/14/2012	143.00		10 7100	1/30/2014	142.06	10 6400	-0 94	-0 66
2 0270	HARTFORD WORLD BD FD I	HWDIX	11/1/2012	21 85		10 7800	1/30/2014	21 56	10 6400	-0 29	-1 32

Schedule of Realized Gains and Losses

07/01/2013 - 06/30/2014

Wednesday, October 22, 2014

H996 HAYES WILLIAM BRETT

Prepared For:

2817-0620

HAYWOOD VOCATIONAL OPPOR.

Quantity	Name	Security	Open Date	Cost Amount	Adjusted Cost Amount	Trade Price	Close Date	Close Amt	Close Price	Realized	% Gain or Loss
Long - Continued											
16 7610	HARTFORD WORLD BD FD I	HWDIX	11/21/2012	179.68		10 7200	1/30/2014	178.33	10 6400	-1.35	-0.75
8 5020	HARTFORD WORLD BD FD I	HWDIX	11/21/2012	91.14		10.7200	1/30/2014	90.46	10 6400	-0.68	-0.75
1.8930	HARTFORD WORLD BD FD I	HWDIX	11/29/2012	20.37		10 7600	1/30/2014	20.14	10 6400	-0.23	-1.13
21 5130	HARTFORD WORLD BD FD I	HWDIX	12/21/2012	232.13		10 7900	1/30/2014	228.89	10 6400	-3.24	-1.40
151	ISHARES MSCI EAFE ETF	EFA	8/16/2011	8,076.41		53 4864	7/11/2013	9,012.87	59 6890	936.48	11.60
26	ISHARES MSCI EAFE ETF	EFA	9/28/2011	1,285.74		49 4900	7/11/2013	1,551.88	59 6890	265.14	20.61
5	ISHARES MSCI EAFE ETF	EFA	1/19/2012	256.70		51 3400	7/11/2013	298.44	59 6890	41.74	16.26
15	ISHARES MSCI EAFE ETF	EFA	5/9/2012	763.95		50 9300	7/11/2013	895.32	59 6890	131.37	17.20
4	ISHARES MSCI EAFE ETF	EFA	6/29/2012	199.56		49 8900	7/11/2013	238.75	59 6890	39.19	19.64
107	ISHARES RUSSELL 2000 ETF	IWM	8/16/2011	7,579.35		70 8355	7/11/2013	10,939.76	102 2426	3,360.41	44.34
5	ISHARES RUSSELL 2000 ETF	IWM	9/28/2011	337.60		67 5200	7/11/2013	511.20	102 2426	173.60	51.42
7	ISHARES RUSSELL 2000 ETF	IWM	5/9/2012	548.31		78 3300	7/11/2013	715.69	102 2426	167.38	30.53
116	ISHS INTL SEL DIV ETF	IDV	9/14/2012	3,897.08		33 5955	9/17/2013	4,229.08	36 4580	331.98	8.52
215	ISHS INTL SEL DIV ETF	IDV	9/14/2012	7 223.03		33 5955	1/30/2014	7,832.20	36 4295	609.17	8.43
32	ISHS INTL SEL DIV ETF	IDV	10/23/2012	1,024.00		32 0000	1/30/2014	1,165.72	36 4295	141.72	13.84
8,879 9650	LORD ABBETT SHORT DUR F	LDLFX	8/16/2011	40,581.39		4 5700	7/11/2013	40,482.64	4 5600	-98.75	-0.22
34 5210	LORD ABBETT SHORT DUR F	LDLFX	9/1/2011	157.07		4 5500	7/11/2013	157.41	4 5600	0.34	0.22
71 8890	LORD ABBETT SHORT DUR F	LDLFX	10/3/2011	324.22		4 5100	7/11/2013	327.81	4 5600	3.59	1.11
64 9470	LORD ABBETT SHORT DUR F	LDLFX	11/2/2011	295.51		4 5500	7/11/2013	296.15	4 5600	0.64	0.22
62.1420	LORD ABBETT SHORT DUR F	LDLFX	12/1/2011	280.88		4 5200	7/11/2013	283.36	4 5600	2.48	0.88
61.1370	LORD ABBETT SHORT DUR F	LDLFX	1/3/2012	277.56		4 5400	7/11/2013	278.78	4 5600	1.22	0.44
56.1590	LORD ABBETT SHORT DUR F	LDLFX	2/1/2012	257.21		4 5800	7/11/2013	256.08	4 5600	-1.13	-0.44
49.7090	LORD ABBETT SHORT DUR F	LDLFX	3/1/2012	228.66		4 6000	7/11/2013	226.67	4 5600	-1.99	-0.87
2,726 9570	LORD ABBETT SHORT DUR F	LDLFX	3/30/2012	12,544.00		4 6000	7/11/2013	12,434.93	4 5600	-109.07	-0.87
48.2570	LORD ABBETT SHORT DUR F	LDLFX	4/2/2012	221.98		4 6000	7/11/2013	220.05	4 5600	-1.93	-0.87
55 4870	LORD ABBETT SHORT DUR F	LDLFX	5/1/2012	255.15		4 6000	7/11/2013	252.92	4 5600	-2.23	-0.87
47 7180	LORD ABBETT SHORT DUR F	LDLFX	6/1/2012	218.07		4.5700	7/11/2013	217.59	4 5600	-0.48	-0.22
6 7690	LORD ABBETT SHORT DUR F	LDLFX	6/29/2012	31.00		4 5800	7/11/2013	30.86	4 5600	-0.14	-0.45
45 2380	LORD ABBETT SHORT DUR F	LDLFX	7/2/2012	207.18		4 5800	7/11/2013	206.28	4 5600	-0.91	-0.44
848.4480	MFS DIVERSIFIED IN CL I	DIFIX	9/7/2012	9,791.08		11 5400	1/30/2014	10,138.95	11 9500	347.87	3.55
7 6260	MFS DIVERSIFIED IN CL I	DIFIX	9/14/2012	89.00		11 6700	1/30/2014	91.13	11 9500	2.13	2.39
8 7800	MFS DIVERSIFIED IN CL I	DIFIX	10/1/2012	100.97		11 5000	1/30/2014	104.92	11 9500	3.95	3.91
2 147 4830	MFS DIVERSIFIED IN CL I	DIFIX	10/23/2012	24,739.00		11.5200	1/30/2014	25,662.42	11 9500	923.42	3.73
14 2030	MFS DIVERSIFIED IN CL I	DIFIX	11/1/2012	163.34		11 5000	1/30/2014	169.72	11 9500	6.38	3.91
18 8970	MFS DIVERSIFIED IN CL I	DIFIX	12/3/2012	216.94		11 4800	1/30/2014	225.81	11 9500	8.87	4.09
5 1410	MFS DIVERSIFIED IN CL I	DIFIX	12/7/2012	59.22		11 5200	1/30/2014	61.43	11 9500	2.21	3.73

Schedule of Realized Gains and Losses

07/01/2013 - 06/30/2014

Wednesday, October 22, 2014

H996 HAYES WILLIAM BRETT

Prepared For:

2617-0620

HAYWOOD VOCATIONAL OPPOR

Quantity	Name	Security	Open Date	Cost Amount	Adjusted Cost Amount	Trade Price	Close Date	Close Amt	Close Price	Realized	% Gain or Loss
Long - Continued											
18 7560	MFS DIVERSIFIED IN CL I	DIFIX	1/2/2013	217 57		11 6000	1/30/2014	224 13	11 9500	6 56	3 02
216	MARKET VECTORS AGRIB ETF	MOO	8/16/2011	10,816 61	10,816 61	50 0872	7/11/2013	11,512 58	53.2999	695 97	6 43
10	MARKET VECTORS AGRIB ETF	MOO	5/9/2012	498 90		49 8900	7/11/2013	532.99	53.2999	34 09	6 83
2	MARKET VECTORS AGRIB ETF	MOO	6/29/2012	99 28		49 6300	7/11/2013	106 59	53.2999	7 33	7 38
158	MARKET VECTOR GLD MN ETF	GDX	9/28/2011	8,940 49		56.5855	7/11/2013	3,838 38	24.2940	-5 102 11	-57 07
15	MARKET VECTOR GLD MN ETF	GDX	10/13/2011	840 90		56 0600	7/11/2013	364 40	24.2940	-476 50	-56 67
46	MARKET VECTOR GLD MN ETF	GDX	1/19/2012	2,441 68		53 0800	7/11/2013	1,117 50	24.2940	-1 324 16	-54 23
71	MARKET VECTOR GLD MN ETF	GDX	3/30/2012	3,508 47		49 4150	7/11/2013	1,724 84	24 2940	-1 783 63	-50 84
133	MARKET VECTOR GLD MN ETF	GDX	5/9/2012	5,487 45		41.2590	7/11/2013	3 231.04	24.2940	-2 256 41	-41 12
2,005 4760	OPPEN ROCH NATL MUNI Y	ORNYX	8/16/2011	13,757 55		6.8600	7/11/2013	14,078 44	7 0200	320 89	2 33
12,9090	OPPEN ROCH NATL MUNI Y	ORNYX	8/24/2011	88 43		6 8500	7/11/2013	90 62	7 0200	2 19	2 48
58 6160	OPPEN ROCH NATL MUNI Y	ORNYX	9/28/2011	407 97		6.9600	7/11/2013	411.48	7 0200	3 51	0 86
167 7470	OPPEN ROCH NATL MUNI Y	ORNYX	10/13/2011	1,139 00		6.7900	7/11/2013	1,177 58	7 0200	38 58	3 39
57 9000	OPPEN ROCH NATL MUNI Y	ORNYX	10/26/2011	394 88		6 8200	7/11/2013	408 45	7 0200	11 57	2 93
57 1370	OPPEN ROCH NATL MUNI Y	ORNYX	11/23/2011	387 35		6 7800	7/11/2013	401 10	7 0200	13 71	3 54
57 4150	OPPEN ROCH NATL MUNI Y	ORNYX	12/30/2011	393 87		6.8600	7/11/2013	403 05	7 0200	9 18	2 33
54 6020	OPPEN ROCH NATL MUNI Y	ORNYX	1/25/2012	384 40		7.0400	7/11/2013	383 30	7 0200	-1 10	-0 29
52 4630	OPPEN ROCH NATL MUNI Y	ORNYX	2/22/2012	375 11		7 1500	7/11/2013	368.29	7 0200	-6 82	-1 82
52 8810	OPPEN ROCH NATL MUNI Y	ORNYX	3/28/2012	380 74		7 2000	7/11/2013	371 22	7 0200	-9 52	-2 50
51 8690	OPPEN ROCH NATL MUNI Y	ORNYX	4/25/2012	377 09		7.2700	7/11/2013	364 12	7 0200	12 97	-3 44
45 0930	OPPEN ROCH NATL MUNI Y	ORNYX	5/23/2012	330 53		7 3300	7/11/2013	316 55	7 0200	-13 98	-4 13
39 1540	OPPEN ROCH NATL MUNI Y	ORNYX	6/27/2012	287 78		7 3500	7/11/2013	274 86	7 0200	-12 92	-4 49
3,233 1060	OPPEN ROCH NATL MUNI Y	ORNYX	6/29/2012	23,731 00		7 3400	7/11/2013	22,696 41	7 0200	-1 034 59	-4 36
166,2460	OPPENHEIMER LTD TERM Y	OPIYX	1/14/2011	2,298 58		13 9100	10/11/2013	2,306 83	13 9600	8 27	0 36
18 5550	OPPENHEIMER LTD TERM Y	OPIYX	4/27/2011	262 00		14.1200	10/11/2013	259 02	13 9600	-2 98	-1 14
1,541 3030	OPPENHEIMER LTD TERM Y	OPIYX	8/16/2011	22,241 00		14 4300	10/11/2013	21,516 59	13 9600	-724 41	-3 26
1,601 6020	OPPENHEIMER LTD TERM Y	OPIYX	9/28/2011	23 239 23		14 5100	10/11/2013	22,358 38	13 9600	-680 67	-3 79
168 1270	OPPENHEIMER LTD TERM Y	OPIYX	1/19/2012	2,495 00		14 8400	10/11/2013	2,347 05	13 9600	-147 95	-5 93
185 0980	OPPENHEIMER LTD TERM Y	OPIYX	3/30/2012	2,745 00		14.8300	10/11/2013	2,583 98	13 9600	-161 04	-5 87
15 7860	OPPENHEIMER LTD TERM Y	OPIYX	6/29/2012	236 00		14 9500	10/11/2013	220 37	13 9600	-15 63	-6 62
236 9780	OPPENHEIMER LTD TERM Y	OPIYX	8/31/2012	3,578 00		15.0900	10/11/2013	3,308.21	13 9600	-267 79	-7 49
81 2330	OPPENHEIMER LTD TERM Y	OPIYX	9/7/2012	1,225 00		15 0800	10/11/2013	1,134 01	13 9600	-90 99	-7 43
98 5350	OPPENHEIMER LTD TERM Y	OPIYX	9/14/2012	1,480 00		15.0200	10/11/2013	1,375 55	13 9600	-104 45	-7 06
4,609 6080	PIMCO ALL ASSET/AUTH I	PAUIX	8/16/2011	50,382 97		10 9300	7/11/2013	47,018.00	10 2000	-3 364 97	-6 68
62 9330	PIMCO ALL ASSET/AUTH I	PAUIX	9/19/2011	668 35		10 6200	7/11/2013	641 91	10 2000	-26 44	-3 96
208 9310	PIMCO ALL ASSET/AUTH I	PAUIX	9/28/2011	2,135 00		10 1700	7/11/2013	2,141 29	10 2000	6 29	0 29

Schedule of Realized Gains and Losses

07/01/2013 - 06/30/2014

Wednesday, October 22, 2014

H998 HAYES WILLIAM BRETT

Prepared For:

2617-0620

HAYWOOD VOCATIONAL OPPOR.

Quantity	Name	Security	Open Date	Cost Amount	Adjusted Cost Amount	Trade Price	Close Date	Close Amt	Close Price	Realized	% Gain or Loss
Long - Continued											
315 0710	PIMCO ALL ASSET/AUTH I	PAUIX	12/30/2011	3,144.41		9.9800	7/11/2013	3,213.72	10.2000	69.31	2.20
53 9610	PIMCO ALL ASSET/AUTH I	PAUIX	3/23/2012	571.45		10.5900	7/11/2013	550.40	10.2000	-21.05	-3.62
31 3800	PIMCO ALL ASSET/AUTH I	PAUIX	6/22/2012	325.10		10.3600	7/11/2013	320.07	10.2000	-5.03	-1.55
135.8630	PIMCO ALL ASSET/AUTH I	PAUIX	6/29/2012	1,432.00		10.5400	7/11/2013	1,385.80	10.2000	-46.20	-3.23
211	PIMCO ETF TRUST ETF	MINT	5/9/2012	21,343.10		101.1522	7/11/2013	21,382.32	101.3398	39.22	0.18
115	SPDR GOLD TRUST ETF	GLD	8/16/2011	19,861.03	19,810.19	173.4928	7/11/2013	14,249.38	123.9099	-5,560.81	-27.87
13	SPDR GOLD TRUST ETF	GLD	9/28/2011	2,076.49	2,061.29	159.7300	7/11/2013	1,610.80	123.9099	-450.49	-21.69
5	SPDR GOLD TRUST ETF	GLD	1/19/2012	805.56	800.82	161.1000	7/11/2013	619.53	123.9099	-181.29	-22.51
4	SPDR GOLD TRUST ETF	GLD	3/30/2012	648.16	644.82	162.0400	7/11/2013	495.63	123.9099	-149.19	-23.02
8	SPDR GOLD TRUST ETF	GLD	5/9/2012	1,231.12	1,224.83	153.8900	7/11/2013	991.26	123.9099	-233.57	-18.97
783 1840	VANGUARD GNMA FD ADMR	VFIJX	11/23/2009	8,513.20		10.8700	7/11/2013	8,152.94	10.4100	-360.26	-4.23
4 8080	VANGUARD GNMA FD ADMR	VFIJX	12/1/2009	52.41		10.9000	7/11/2013	50.05	10.4100	-2.36	-4.50
19 6570	VANGUARD GNMA FD ADMR	VFIJX	10/13/2011	218.00		11.0900	7/11/2013	204.62	10.4100	-13.38	-6.14
102.8030	VANGUARD GNMA FD ADMR	VFIJX	1/19/2012	1,137.00		11.0600	7/11/2013	1,070.18	10.4100	-66.82	-5.88
103 4480	VANGUARD GNMA FD ADMR	VFIJX	4/2/2012	1,140.00		11.0200	7/11/2013	1,078.89	10.4100	-61.11	-5.34
235	VANGUARD MSCI EMRG ETF	VWO	8/16/2011	10,106.28		43.0055	7/11/2013	9,176.61	39.0501	-929.65	-9.20
29	VANGUARD MSCI EMRG ETF	VWO	9/28/2011	1,106.06		38.1400	7/11/2013	1,132.43	39.0501	26.37	2.38
17	VANGUARD MSCI EMRG ETF	VWO	5/9/2012	687.31		40.4300	7/11/2013	683.84	39.0501	-23.47	-3.41
5	VANGUARD MSCI EMRG ETF	VWO	8/29/2012	198.30		39.6600	7/11/2013	195.24	39.0501	-3.06	-1.54
724	VANGUARD HGH DVD YLD ETF	VYM	8/16/2011	30,073.00		41.5373	7/11/2013	42,276.88	58.3945	12,203.88	40.58
145	VANGUARD HGH DVD YLD ETF	VYM	8/16/2011	6,022.91		41.5373	1/30/2014	8,709.71	60.0680	2,686.80	44.61
20	VANGUARD HGH DVD YLD ETF	VYM	8/16/2011	830.75		41.5373	4/17/2014	1,262.57	63.1300	431.82	51.98
23	VANGUARD HGH DVD YLD ETF	VYM	8/16/2011	955.36		41.5373	6/19/2014	1,535.91	66.7800	580.55	60.77
				516,776.20							
				516,949.37	35,358.66			621,111.05		4,334.85	
Misc											
26.0840	INVESCO FLOATING RATE Y	AFRYX	5/1/2013	288.41	270.41	7.9900	1/30/2014	208.41	7.9900		
7 4250	HARTFORD WORLD BD FD I	HWDX	12/2/2013	79.00		10.6400	1/30/2014	79.00	10.6400		
9 4260	MFS DIVERSIFIED IN CL I	DIFIX	8/1/2013	112.64		11.9500	1/30/2014	112.64	11.9500		
				462.05				460.05			
				466.05						62.00	

Schedule of Realized Gains and Losses

07/01/2013 - 06/30/2014

Wednesday, October 22, 2014

H998 HAYES WILLIAM BRETT

Prepared For:

2817-0820

HAYWOOD VOCATIONAL OPPOR

Quantity	Name	Security	Open Date	Cost Amount	Adjusted Cost Amount	Trade Price	Close Date	Close Amt	Close Price	Realized	% Gain or Loss
----------	------	----------	-----------	-------------	----------------------	-------------	------------	-----------	-------------	----------	----------------

Report Summary				2,073,796.41	101,729.80			2,068,005.53		-3,883.92	
----------------	--	--	--	--------------	------------	--	--	--------------	--	-----------	--

Realized Gains or Losses

Short Term	-8,218.77
Long Term	4,334.85

Legend

(*) Security Held Away

Open Date

C - Covered Tax Lot

N - Noncovered Tax Lot

M - Net Row Contains Both Covered and Noncovered Tax Lots

W - Open Date Reflects Wash Sale Date

Cost Amount

E - Pre Effective

O - Post Effective

N - Net Average Cost

M - Net Row Contains Tax Lots with Multiple Elections

Filter - "All Tax Years" represents the current and the previous two tax years.

This report is a service from your investment executive, not the official record of your account or a substitute for statements and confirmations. It is prepared as of trade rather than settlement date and its date may differ from your statement. The realized gains and losses noted above are the gross amounts, prior to fees and expenses. This report uses sources we believe are reliable, but we cannot guarantee their reliability or accuracy. Please call your local branch manager about discrepancies between this and your client statement.

*Prices for Independently Valued Direct Investments cannot be displayed on this report and are not included in the portfolio value shown. Refer to your client statement or contact your investment executive for further information. Wells Fargo Advisors is the trade name used by two separate, registered broker-dealers and non-bank affiliates of Wells Fargo & Company providing certain retail securities brokerage services. Wells Fargo Advisors, LLC, member FINRA/SIPC, and Wells Fargo Advisors Financial Network, LLC, member FINRA/SIPC. Wells Fargo Advisors is not a legal or tax advisor. Securities and Insurance Products are. Not FDIC-Insured, Not Bank Guaranteed, and May Lose Money.