



See a Social Security Number? Say Something!  
Report Privacy Problems to <https://public.resource.org/privacy>  
Or call the IRS Identity Theft Hotline at 1-800-908-4490



## Form 990-PF

Department of the Treasury  
Internal Revenue Service

## Return of Private Foundation

or Section 4947(a)(1) Trust Treated as Private Foundation

Do not enter Social Security numbers on this form as it may be made public.  
Information about Form 990-PF and its separate instructions is at [www.irs.gov/form990pf](http://www.irs.gov/form990pf).

OMB No 1545-0052

2013

Open to Public Inspection

For calendar year 2013 or tax year beginning JUL 1, 2013, and ending JUN 30, 2014

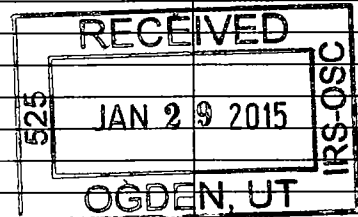
Name of foundation <b>AWA FAMILY FOUNDATION C/O MARGARET C. ARUNDEL</b>		A Employer identification number <b>54-1607743</b>
Number and street (or P O box number if mail is not delivered to street address) <b>5700 MERRY OAKS ROAD</b>	Room/suite	B Telephone number <b>(540) 347-0995</b>
City or town, state or province, country, and ZIP or foreign postal code <b>THE PLAINS, VA 20198</b>		C If exemption application is pending, check here <input type="checkbox"/>
G Check all that apply: <input type="checkbox"/> Initial return <input type="checkbox"/> Final return <input type="checkbox"/> Address change <input type="checkbox"/> Initial return of a former public charity <input type="checkbox"/> Amended return <input type="checkbox"/> Name change		D 1. Foreign organizations, check here <input type="checkbox"/> 2. Foreign organizations meeting the 85% test, check here and attach computation <input type="checkbox"/>
H Check type of organization: <input checked="" type="checkbox"/> Section 501(c)(3) exempt private foundation <input type="checkbox"/> Section 4947(a)(1) nonexempt charitable trust <input type="checkbox"/> Other taxable private foundation		E If private foundation status was terminated under section 507(b)(1)(A), check here <input type="checkbox"/>
I Fair market value of all assets at end of year (from Part II, col. (c), line 16) <b>\$ 1,465,620.</b> (Part I, column (d) must be on cash basis)	J Accounting method: <input checked="" type="checkbox"/> Cash <input type="checkbox"/> Accrual <input type="checkbox"/> Other (specify)	F If the foundation is in a 60-month termination under section 507(b)(1)(B), check here <input type="checkbox"/>

Part I Analysis of Revenue and Expenses (The total of amounts in columns (b), (c), and (d) may not necessarily equal the amounts in column (a))		(a) Revenue and expenses per books	(b) Net investment income	(c) Adjusted net income	(d) Disbursements for charitable purposes (cash basis only)
1 Contributions, gifts, grants, etc., received				N/A	
2 Check <input checked="" type="checkbox"/> if the foundation is not required to attach Sch B					
3 Interest on savings and temporary cash investments		306.	306.		STATEMENT 1
4 Dividends and interest from securities		24,052.	24,052.		STATEMENT 2
5a Gross rents					
b Net rental income or (loss)					
6a Net gain or (loss) from sale of assets not on line 10		198,991.			
b Gross sales price for all assets on line 6a		1,722,892.			
7 Capital gain net income (from Part IV, line 2)			198,991.		
8 Net short-term capital gain					
9 Income modifications					
10a Gross sales less returns and allowances					
b Less Cost of goods sold					
c Gross profit or (loss)					
11 Other income					
12 Total Add lines 1 through 11		223,349.	223,349.		
13 Compensation of officers, directors, trustees, etc		0.	0.		0.
14 Other employee salaries and wages					
15 Pension plans, employee benefits					
16a Legal fees					
b Accounting fees STMT 3		10,645.	5,322.		0.
c Other professional fees					
17 Interest		637.	0.		0.
18 Taxes STMT 4		2,088.	2,063.		0.
19 Depreciation and depletion					
20 Occupancy					
21 Travel, conferences, and meetings					
22 Printing and publications					
23 Other expenses STMT 5		13,383.	12,884.		0.
24 Total operating and administrative expenses. Add lines 13 through 23		26,753.	20,269.		0.
25 Contributions, gifts, grants paid		115,510.			115,510.
26 Total expenses and disbursements. Add lines 24 and 25		142,263.	20,269.		115,510.
27 Subtract line 26 from line 12:					
a Excess of revenue over expenses and disbursements		81,086.			
b Net investment income (if negative, enter -0-)			203,080.		
c Adjusted net income (if negative, enter -0-)				N/A	

323501  
10-10-13

LHA For Paperwork Reduction Act Notice, see instructions

Form 990-PF (2013)



SCANNED FEB 05 2015

Part II Balance Sheets		Attached schedules and amounts in the description column should be for end-of-year amounts only		Beginning of year	End of year	
		(a) Book Value	(b) Book Value	(c) Fair Market Value		
Assets	1	Cash - non-interest-bearing		2,869.	24,534.	24,534.
	2	Savings and temporary cash investments		24,542.	20,495.	20,495.
	3	Accounts receivable ▶				
		Less: allowance for doubtful accounts ▶				
	4	Pledges receivable ▶				
		Less: allowance for doubtful accounts ▶				
	5	Grants receivable				
	6	Receivables due from officers, directors, trustees, and other disqualified persons				
	7	Other notes and loans receivable ▶				
		Less: allowance for doubtful accounts ▶				
	8	Inventories for sale or use				
	9	Prepaid expenses and deferred charges				
	10a	Investments - U.S. and state government obligations				
	b	Investments - corporate stock STMT 6	185,899.	1,309,888.	1,420,591.	
	c	Investments - corporate bonds				
	Liabilities	11	Investments - land, buildings, and equipment basis ▶			
		Less: accumulated depreciation ▶				
12		Investments - mortgage loans				
13		Investments - other STMT 7	1,060,521.	0.	0.	
14		Land, buildings, and equipment: basis ▶				
		Less: accumulated depreciation ▶				
15		Other assets (describe ▶)				
16		Total assets (to be completed by all filers - see the instructions. Also, see page 1, item 1)	1,273,831.	1,354,917.	1,465,620.	
17		Accounts payable and accrued expenses				
18		Grants payable				
Net Assets or Fund Balances	19	Deferred revenue				
	20	Loans from officers, directors, trustees, and other disqualified persons				
	21	Mortgages and other notes payable				
	22	Other liabilities (describe ▶)				
23	Total liabilities (add lines 17 through 22)	0.	0.			
Net Assets or Fund Balances	Foundations that follow SFAS 117, check here ▶ <input type="checkbox"/>					
	and complete lines 24 through 26 and lines 30 and 31.					
	24	Unrestricted				
	25	Temporarily restricted				
	26	Permanently restricted				
	Foundations that do not follow SFAS 117, check here ▶ <input checked="" type="checkbox"/>					
	and complete lines 27 through 31.					
	27	Capital stock, trust principal, or current funds	0.	0.		
28	Paid-in or capital surplus, or land, bldg., and equipment fund	0.	0.			
29	Retained earnings, accumulated income, endowment, or other funds	1,273,831.	1,354,917.			
30	Total net assets or fund balances	1,273,831.	1,354,917.			
31	Total liabilities and net assets/fund balances	1,273,831.	1,354,917.			

Part III Analysis of Changes in Net Assets or Fund Balances

1	Total net assets or fund balances at beginning of year - Part II, column (a), line 30 (must agree with end-of-year figure reported on prior year's return)	1	1,273,831.
2	Enter amount from Part I, line 27a	2	81,086.
3	Other increases not included in line 2 (itemize) ▶	3	0.
4	Add lines 1, 2, and 3	4	1,354,917.
5	Decreases not included in line 2 (itemize) ▶	5	0.
6	Total net assets or fund balances at end of year (line 4 minus line 5) - Part II, column (b), line 30	6	1,354,917.

Form 990-PF (2013)

**Part IV Capital Gains and Losses for Tax on Investment Income**

(a) List and describe the kind(s) of property sold (e.g., real estate, 2-story brick warehouse; or common stock, 200 shs. MLC Co.)	(b) How acquired P - Purchase D - Donation	(c) Date acquired (mo., day, yr.)	(d) Date sold (mo., day, yr.)
<b>1a</b>			
<b>b</b> SEE ATTACHED STATEMENT			
<b>c</b>			
<b>d</b>			
<b>e</b>			

(e) Gross sales price	(f) Depreciation allowed (or allowable)	(g) Cost or other basis plus expense of sale	(h) Gain or (loss) (e) plus (f) minus (g)
<b>a</b>			
<b>b</b>			
<b>c</b>			
<b>d</b>			
<b>e</b> 1,722,892.		1,523,901.	198,991.

Complete only for assets showing gain in column (h) and owned by the foundation on 12/31/69

(i) F.M.V. as of 12/31/69	(j) Adjusted basis as of 12/31/69	(k) Excess of col. (i) over col. (j), if any	(l) Gains (Col. (h) gain minus col. (k), but not less than -0-) or Losses (from col. (h))
<b>a</b>			
<b>b</b>			
<b>c</b>			
<b>d</b>			
<b>e</b>			198,991.

<b>2</b> Capital gain net income or (net capital loss)	{ If gain, also enter in Part I, line 7 If (loss), enter -0- in Part I, line 7 }	2	198,991.
<b>3</b> Net short-term capital gain or (loss) as defined in sections 1222(5) and (6): If gain, also enter in Part I, line 8, column (c). If (loss), enter -0- in Part I, line 8	{ }	3	N/A

**Part V Qualification Under Section 4940(e) for Reduced Tax on Net Investment Income**

(For optional use by domestic private foundations subject to the section 4940(a) tax on net investment income.)

If section 4940(d)(2) applies, leave this part blank.

Was the foundation liable for the section 4942 tax on the distributable amount of any year in the base period?

☐ Yes ☒ No

If "Yes," the foundation does not qualify under section 4940(e). Do not complete this part.

**1** Enter the appropriate amount in each column for each year; see the instructions before making any entries.

(a) Base period years Calendar year (or tax year beginning in)	(b) Adjusted qualifying distributions	(c) Net value of noncharitable-use assets	(d) Distribution ratio (col. (b) divided by col. (c))
2012	42,403.	1,338,014.	.031691
2011	146,285.	1,386,731.	.105489
2010	474,228.	1,575,664.	.300970
2009	107,750.	1,721,808.	.062580
2008	198,949.	1,507,166.	.132002

<b>2</b> Total of line 1, column (d)	2	.632732
<b>3</b> Average distribution ratio for the 5-year base period - divide the total on line 2 by 5, or by the number of years the foundation has been in existence if less than 5 years	3	.126546
<b>4</b> Enter the net value of noncharitable-use assets for 2013 from Part X, line 5	4	1,395,959.
<b>5</b> Multiply line 4 by line 3	5	176,653.
<b>6</b> Enter 1% of net investment income (1% of Part I, line 27b)	6	2,031.
<b>7</b> Add lines 5 and 6	7	178,684.
<b>8</b> Enter qualifying distributions from Part XII, line 4 If line 8 is equal to or greater than line 7, check the box in Part VI, line 1b, and complete that part using a 1% tax rate. See the Part VI instructions.	8	115,510.

**Part VI Excise Tax Based on Investment Income (Section 4940(a), 4940(b), 4940(e), or 4948 - see instructions)**

1a Exempt operating foundations described in section 4940(d)(2), check here <input type="checkbox"/> and enter "N/A" on line 1. Date of ruling or determination letter: _____ (attach copy of letter if necessary-see instructions)			
b Domestic foundations that meet the section 4940(e) requirements in Part V, check here <input type="checkbox"/> and enter 1% of Part I, line 27b		1	4,062.
c All other domestic foundations enter 2% of line 27b. Exempt foreign organizations enter 4% of Part I, line 12, col. (b).			
2 Tax under section 511 (domestic section 4947(a)(1) trusts and taxable foundations only. Others enter -0-)		2	0.
3 Add lines 1 and 2		3	4,062.
4 Subtitle A (income) tax (domestic section 4947(a)(1) trusts and taxable foundations only. Others enter -0-)		4	0.
5 Tax based on investment income. Subtract line 4 from line 3. If zero or less, enter -0-		5	4,062.
6 Credits/Payments:			
a 2013 estimated tax payments and 2012 overpayment credited to 2013	6a	1,640.	
b Exempt foreign organizations - tax withheld at source	6b		
c Tax paid with application for extension of time to file (Form 8868)	6c	4,000.	
d Backup withholding erroneously withheld	6d		
7 Total credits and payments. Add lines 6a through 6d	7	5,640.	
8 Enter any penalty for underpayment of estimated tax. Check here <input type="checkbox"/> if Form 2220 is attached	8	7.	
9 Tax due. If the total of lines 5 and 8 is more than line 7, enter amount owed	9		
10 Overpayment. If line 7 is more than the total of lines 5 and 8, enter the amount overpaid	10	1,571.	
11 Enter the amount of line 10 to be: Credited to 2014 estimated tax <input type="checkbox"/> 1,571. Refunded <input type="checkbox"/>	11	0.	

**Part VII-A Statements Regarding Activities**

	Yes	No
1a During the tax year, did the foundation attempt to influence any national, state, or local legislation or did it participate or intervene in any political campaign?	1a	X
b Did it spend more than \$100 during the year (either directly or indirectly) for political purposes (see instructions for the definition)? If the answer is "Yes" to 1a or 1b, attach a detailed description of the activities and copies of any materials published or distributed by the foundation in connection with the activities	1b	X
c Did the foundation file Form 1120-POL for this year?	1c	X
d Enter the amount (if any) of tax on political expenditures (section 4955) imposed during the year: (1) On the foundation. <input type="checkbox"/> \$ 0. (2) On foundation managers. <input type="checkbox"/> \$ 0.		
e Enter the reimbursement (if any) paid by the foundation during the year for political expenditure tax imposed on foundation managers. <input type="checkbox"/> \$ 0.		
2 Has the foundation engaged in any activities that have not previously been reported to the IRS? If "Yes," attach a detailed description of the activities.	2	X
3 Has the foundation made any changes, not previously reported to the IRS, in its governing instrument, articles of incorporation, or bylaws, or other similar instruments? If "Yes," attach a conformed copy of the changes	3	X
4a Did the foundation have unrelated business gross income of \$1,000 or more during the year?	4a	X
b If "Yes," has it filed a tax return on Form 990-T for this year?	4b	
5 Was there a liquidation, termination, dissolution, or substantial contraction during the year? If "Yes," attach the statement required by General Instruction T	5	X
6 Are the requirements of section 508(e) (relating to sections 4941 through 4945) satisfied either: • By language in the governing instrument, or • By state legislation that effectively amends the governing instrument so that no mandatory directions that conflict with the state law remain in the governing instrument?	6	X
7 Did the foundation have at least \$5,000 in assets at any time during the year? If "Yes," complete Part II, col. (c), and Part XV	7	X
8a Enter the states to which the foundation reports or with which it is registered (see instructions) <input type="checkbox"/> VA		
b If the answer is "Yes" to line 7, has the foundation furnished a copy of Form 990-PF to the Attorney General (or designate) of each state as required by General Instruction G? If "No," attach explanation	8b	X
9 Is the foundation claiming status as a private operating foundation within the meaning of section 4942(j)(3) or 4942(j)(5) for calendar year 2013 or the taxable year beginning in 2013 (see instructions for Part XIV)? If "Yes," complete Part XIV	9	X
10 Did any persons become substantial contributors during the tax year? If "Yes," attach a schedule listing their names and addresses	10	X

N/A

**Part VII-A Statements Regarding Activities** (continued)

11	At any time during the year, did the foundation, directly or indirectly, own a controlled entity within the meaning of section 512(b)(13)? If "Yes," attach schedule (see instructions)	11		X
12	Did the foundation make a distribution to a donor advised fund over which the foundation or a disqualified person had advisory privileges? If "Yes," attach statement (see instructions)	12		X
13	Did the foundation comply with the public inspection requirements for its annual returns and exemption application?	13	X	
Website address <b>N/A</b>				
14	The books are in care of <b>MARGARET C. ARUNDEL</b> Telephone no. <b>(540) 347-0995</b>			
Located at <b>5700 MERRY OAKS ROAD, THE PLAINS, VA</b> ZIP+4 <b>20198</b>				
15	Section 4947(a)(1) nonexempt charitable trusts filing Form 990-PF in lieu of Form 1041 - Check here and enter the amount of tax-exempt interest received or accrued during the year	15	N/A	
16	At any time during calendar year 2013, did the foundation have an interest in or a signature or other authority over a bank, securities, or other financial account in a foreign country? See the instructions for exceptions and filing requirements for Form TD F 90-22.1. If "Yes," enter the name of the foreign country	16	Yes	No
				X

**Part VII-B Statements Regarding Activities for Which Form 4720 May Be Required**

File Form 4720 if any item is checked in the "Yes" column, unless an exception applies.

		Yes	No
1a	During the year did the foundation (either directly or indirectly):		
(1)	Engage in the sale or exchange, or leasing of property with a disqualified person? <input type="checkbox"/> Yes <input checked="" type="checkbox"/> No		
(2)	Borrow money from, lend money to, or otherwise extend credit to (or accept it from) a disqualified person? <input type="checkbox"/> Yes <input checked="" type="checkbox"/> No		
(3)	Furnish goods, services, or facilities to (or accept them from) a disqualified person? <input type="checkbox"/> Yes <input checked="" type="checkbox"/> No		
(4)	Pay compensation to, or pay or reimburse the expenses of, a disqualified person? <input type="checkbox"/> Yes <input checked="" type="checkbox"/> No		
(5)	Transfer any income or assets to a disqualified person (or make any of either available for the benefit or use of a disqualified person)? <input type="checkbox"/> Yes <input checked="" type="checkbox"/> No		
(6)	Agree to pay money or property to a government official? (Exception. Check "No" if the foundation agreed to make a grant to or to employ the official for a period after termination of government service, if terminating within 90 days.) <input type="checkbox"/> Yes <input checked="" type="checkbox"/> No		
b	If any answer is "Yes" to 1a(1)-(6), did any of the acts fail to qualify under the exceptions described in Regulations section 53.4941(d)-3 or in a current notice regarding disaster assistance (see instructions)? Organizations relying on a current notice regarding disaster assistance check here <b>N/A</b>	1b	
c	Did the foundation engage in a prior year in any of the acts described in 1a, other than excepted acts, that were not corrected before the first day of the tax year beginning in 2013? <b>N/A</b>	1c	X
2	Taxes on failure to distribute income (section 4942) (does not apply for years the foundation was a private operating foundation defined in section 4942(j)(3) or 4942(j)(5)):		
a	At the end of tax year 2013, did the foundation have any undistributed income (lines 6d and 6e, Part XIII) for tax year(s) beginning before 2013? <input type="checkbox"/> Yes <input checked="" type="checkbox"/> No		
b	Are there any years listed in 2a for which the foundation is not applying the provisions of section 4942(a)(2) (relating to incorrect valuation of assets) to the year's undistributed income? (If applying section 4942(a)(2) to all years listed, answer "No" and attach statement - see instructions.) <b>N/A</b>	2b	
c	If the provisions of section 4942(a)(2) are being applied to any of the years listed in 2a, list the years here. <b>N/A</b>		
3a	Did the foundation hold more than a 2% direct or indirect interest in any business enterprise at any time during the year? <input type="checkbox"/> Yes <input checked="" type="checkbox"/> No		
b	If "Yes," did it have excess business holdings in 2013 as a result of (1) any purchase by the foundation or disqualified persons after May 26, 1969; (2) the lapse of the 5-year period (or longer period approved by the Commissioner under section 4943(c)(7)) to dispose of holdings acquired by gift or bequest; or (3) the lapse of the 10-, 15-, or 20-year first phase holding period? (Use Schedule C, Form 4720, to determine if the foundation had excess business holdings in 2013.) <b>N/A</b>	3b	
4a	Did the foundation invest during the year any amount in a manner that would jeopardize its charitable purposes?	4a	X
b	Did the foundation make any investment in a prior year (but after December 31, 1969) that could jeopardize its charitable purpose that had not been removed from jeopardy before the first day of the tax year beginning in 2013?	4b	X

Form 990-PF (2013)

**Part VII-B Statements Regarding Activities for Which Form 4720 May Be Required** (continued)

5a During the year did the foundation pay or incur any amount to:

(1) Carry on propaganda, or otherwise attempt to influence legislation (section 4945(e))? ☐ Yes ☒ No

(2) Influence the outcome of any specific public election (see section 4955); or to carry on, directly or indirectly, any voter registration drive? ☐ Yes ☒ No

(3) Provide a grant to an individual for travel, study, or other similar purposes? ☐ Yes ☒ No

(4) Provide a grant to an organization other than a charitable, etc., organization described in section 509(a)(1), (2), or (3), or section 4940(d)(2)? ☐ Yes ☒ No

(5) Provide for any purpose other than religious, charitable, scientific, literary, or educational purposes, or for the prevention of cruelty to children or animals? ☐ Yes ☒ No

b If any answer is "Yes" to 5a(1)-(5), did any of the transactions fail to qualify under the exceptions described in Regulations section 53.4945 or in a current notice regarding disaster assistance (see instructions)? ☐ Yes ☒ No **N/A** 5b

Organizations relying on a current notice regarding disaster assistance check here ☐ Yes ☒ No

c If the answer is "Yes" to question 5a(4), does the foundation claim exemption from the tax because it maintained expenditure responsibility for the grant? ☐ Yes ☒ No **N/A**

If "Yes," attach the statement required by Regulations section 53.4945-5(d).

6a Did the foundation, during the year, receive any funds, directly or indirectly, to pay premiums on a personal benefit contract? ☐ Yes ☒ No

b Did the foundation, during the year, pay premiums, directly or indirectly, on a personal benefit contract? ☐ Yes ☒ No 6b **X**

If "Yes" to 6b, file Form 8870

7a At any time during the tax year, was the foundation a party to a prohibited tax shelter transaction? ☐ Yes ☒ No

b If "Yes," did the foundation receive any proceeds or have any net income attributable to the transaction? ☐ Yes ☒ No **N/A** 7b

**Part VIII Information About Officers, Directors, Trustees, Foundation Managers, Highly Paid Employees, and Contractors**

**1 List all officers, directors, trustees, foundation managers and their compensation.**

(a) Name and address	(b) Title, and average hours per week devoted to position	(c) Compensation (If not paid, enter -0-)	(d) Contributions to employee benefit plans and deferred compensation	(e) Expense account, other allowances
MARGARET C. ARUNDEL	DIRECTOR			
5700 MERRY OAKS ROAD				
THE PLAINS, VA 20198	1.00	0.	0.	0.
PETER W. ARUNDEL	DIRECTOR			
5700 MERRY OAKS ROAD				
THE PLAINS, VA 20198	1.00	0.	0.	0.
THOMAS B. ARUNDEL	DIRECTOR			
5700 MERRY OAKS ROAD				
THE PLAINS, VA 20198	1.00	0.	0.	0.

**2 Compensation of five highest-paid employees (other than those included on line 1). If none, enter "NONE."**

(a) Name and address of each employee paid more than \$50,000	(b) Title, and average hours per week devoted to position	(c) Compensation	(d) Contributions to employee benefit plans and deferred compensation	(e) Expense account, other allowances
NONE				

Total number of other employees paid over \$50,000 0

## Part VIII

**Information About Officers, Directors, Trustees, Foundation Managers, Highly Paid Employees, and Contractors** *(continued)*

**3 Five highest-paid independent contractors for professional services. If none, enter "NONE."**

[illegible]**Total** number of others receiving over \$50,000 for professional services

<b>Total</b> number of others receiving over \$50,000 for professional services	0
---	---

<b>Part IX-A</b>	<b>Summary of Direct Charitable Activities</b>
------------------	--

List the foundation's four largest direct charitable activities during the tax year. Include relevant statistical information such as the number of organizations and other beneficiaries served, conferences convened, research papers produced, etc.

List the foundation's four largest direct charitable activities during the tax year. Include relevant statistical information such as the number of organizations and other beneficiaries served, conferences convened, research papers produced, etc.	Expenses

1	N/A	
2		
3		
4		

<b>Part IX-B</b>	<b>Summary of Program-Related Investments</b>
------------------	---

Describe the two largest program-related investments made by the foundation during the tax year on lines 1 and 2.

Describe the two largest program-related investments made by the foundation during the tax year on lines 1 and 2.	Amount

1	N/A	
2		
All other program-related investments. See instructions.		
3		

**Total.** Add lines 1 through 3

0.

<b>Total.</b> Add lines 1 through 3	<b>0.</b>
-------------------------------------	-----------

Form **990-PF** (2013)



**Part X****Minimum Investment Return** (All domestic foundations must complete this part. Foreign foundations, see instructions.)

<b>1</b>	Fair market value of assets not used (or held for use) directly in carrying out charitable, etc., purposes:		
<b>a</b>	Average monthly fair market value of securities	<b>1a</b>	1,394,699.
<b>b</b>	Average of monthly cash balances	<b>1b</b>	22,518.
<b>c</b>	Fair market value of all other assets	<b>1c</b>	
<b>d</b>	Total (add lines 1a, b, and c)	<b>1d</b>	1,417,217.
<b>e</b>	Reduction claimed for blockage or other factors reported on lines 1a and 1c (attach detailed explanation)	<b>1e</b>	0.
<b>2</b>	Acquisition indebtedness applicable to line 1 assets	<b>2</b>	0.
<b>3</b>	Subtract line 2 from line 1d	<b>3</b>	1,417,217.
<b>4</b>	Cash deemed held for charitable activities. Enter 1 1/2% of line 3 (for greater amount, see instructions)	<b>4</b>	21,258.
<b>5</b>	Net value of noncharitable-use assets. Subtract line 4 from line 3. Enter here and on Part V, line 4	<b>5</b>	1,395,959.
<b>6</b>	Minimum investment return. Enter 5% of line 5	<b>6</b>	69,798.

**Part XI****Distributable Amount** (see instructions) (Section 4942(j)(3) and (j)(5) private operating foundations and certain foreign organizations check here ☐ and do not complete this part.)

<b>1</b>	Minimum investment return from Part X, line 6	<b>1</b>	69,798.
<b>2a</b>	Tax on investment income for 2013 from Part VI, line 5	<b>2a</b>	4,062.
<b>b</b>	Income tax for 2013. (This does not include the tax from Part VI.)	<b>2b</b>	
<b>c</b>	Add lines 2a and 2b	<b>2c</b>	4,062.
<b>3</b>	Distributable amount before adjustments. Subtract line 2c from line 1	<b>3</b>	65,736.
<b>4</b>	Recoveries of amounts treated as qualifying distributions	<b>4</b>	0.
<b>5</b>	Add lines 3 and 4	<b>5</b>	65,736.
<b>6</b>	Deduction from distributable amount (see instructions)	<b>6</b>	0.
<b>7</b>	Distributable amount as adjusted. Subtract line 6 from line 5. Enter here and on Part XIII, line 1	<b>7</b>	65,736.

**Part XII****Qualifying Distributions** (see instructions)

<b>1</b>	Amounts paid (including administrative expenses) to accomplish charitable, etc., purposes:		
<b>a</b>	Expenses, contributions, gifts, etc. - total from Part I, column (d), line 26	<b>1a</b>	115,510.
<b>b</b>	Program-related investments - total from Part IX-B	<b>1b</b>	0.
<b>2</b>	Amounts paid to acquire assets used (or held for use) directly in carrying out charitable, etc., purposes	<b>2</b>	
<b>3</b>	Amounts set aside for specific charitable projects that satisfy the:		
<b>a</b>	Suitability test (prior IRS approval required)	<b>3a</b>	
<b>b</b>	Cash distribution test (attach the required schedule)	<b>3b</b>	
<b>4</b>	Qualifying distributions. Add lines 1a through 3b. Enter here and on Part V, line 8, and Part XIII, line 4	<b>4</b>	115,510.
<b>5</b>	Foundations that qualify under section 4940(e) for the reduced rate of tax on net investment income. Enter 1% of Part I, line 27b	<b>5</b>	0.
<b>6</b>	Adjusted qualifying distributions. Subtract line 5 from line 4	<b>6</b>	115,510.

**Note** The amount on line 6 will be used in Part V, column (b), in subsequent years when calculating whether the foundation qualifies for the section 4940(e) reduction of tax in those years.

Form 990-PF (2013)

**Part XIII Undistributed Income** (see instructions)

	(a) Corpus	(b) Years prior to 2012	(c) 2012	(d) 2013
1 Distributable amount for 2013 from Part XI, line 7				65,736.
2 Undistributed income, if any, as of the end of 2013				
a Enter amount for 2012 only			0.	
b Total for prior years:		0.		
3 Excess distributions carryover, if any, to 2013:				
a From 2008	124,165.			
b From 2009	22,612.			
c From 2010	396,587.			
d From 2011	78,375.			
e From 2012				
f Total of lines 3a through e	621,739.			
4 Qualifying distributions for 2013 from Part XII, line 4: ▶ \$	115,510.			
a Applied to 2012, but not more than line 2a			0.	
b Applied to undistributed income of prior years (Election required - see instructions)		0.		
c Treated as distributions out of corpus (Election required - see instructions)	0.			
d Applied to 2013 distributable amount				65,736.
e Remaining amount distributed out of corpus	49,774.			
5 Excess distributions carryover applied to 2013 (If an amount appears in column (d), the same amount must be shown in column (a))	0.			0.
6 Enter the net total of each column as indicated below:				
a Corpus Add lines 3f, 4c, and 4e Subtract line 5	671,513.			
b Prior years' undistributed income. Subtract line 4b from line 2b		0.		
c Enter the amount of prior years' undistributed income for which a notice of deficiency has been issued, or on which the section 4942(a) tax has been previously assessed		0.		
d Subtract line 6c from line 6b. Taxable amount - see instructions		0.		
e Undistributed income for 2012. Subtract line 4a from line 2a. Taxable amount - see instr.			0.	
f Undistributed income for 2013. Subtract lines 4d and 5 from line 1. This amount must be distributed in 2014				0.
7 Amounts treated as distributions out of corpus to satisfy requirements imposed by section 170(b)(1)(F) or 4942(g)(3)	0.			
8 Excess distributions carryover from 2008 not applied on line 5 or line 7	124,165.			
9 Excess distributions carryover to 2014. Subtract lines 7 and 8 from line 6a	547,348.			
10 Analysis of line 9:				
a Excess from 2009	22,612.			
b Excess from 2010	396,587.			
c Excess from 2011	78,375.			
d Excess from 2012				
e Excess from 2013	49,774.			

**Part XIV Private Operating Foundations** (see instructions and Part VII-A, question 9) **N/A**

**1 a** If the foundation has received a ruling or determination letter that it is a private operating foundation, and the ruling is effective for 2013, enter the date of the ruling ▶

**b** Check box to indicate whether the foundation is a private operating foundation described in section ☐ 4942(j)(3) or ☐ 4942(j)(5)

	Tax year	Prior 3 years			(e) Total
	(a) 2013	(b) 2012	(c) 2011	(d) 2010	
<b>2 a</b> Enter the lesser of the adjusted net income from Part I or the minimum investment return from Part X for each year listed					
<b>b</b> 85% of line 2a					
<b>c</b> Qualifying distributions from Part XII, line 4 for each year listed					
<b>d</b> Amounts included in line 2c not used directly for active conduct of exempt activities					
<b>e</b> Qualifying distributions made directly for active conduct of exempt activities. Subtract line 2d from line 2c					
<b>3</b> Complete 3a, b, or c for the alternative test relied upon:					
<b>a</b> "Assets" alternative test - enter:					
<b>(1)</b> Value of all assets					
<b>(2)</b> Value of assets qualifying under section 4942(j)(3)(B)(i)					
<b>b</b> "Endowment" alternative test - enter 2/3 of minimum investment return shown in Part X, line 6 for each year listed					
<b>c</b> "Support" alternative test - enter:					
<b>(1)</b> Total support other than gross investment income (interest, dividends, rents, payments on securities loans (section 512(a)(5)), or royalties)					
<b>(2)</b> Support from general public and 5 or more exempt organizations as provided in section 4942(j)(3)(B)(iii)					
<b>(3)</b> Largest amount of support from an exempt organization					
<b>(4)</b> Gross investment income					

**Part XV Supplementary Information** (Complete this part only if the foundation had \$5,000 or more in assets at any time during the year-see instructions.)

**1 Information Regarding Foundation Managers:**

- a** List any managers of the foundation who have contributed more than 2% of the total contributions received by the foundation before the close of any tax year (but only if they have contributed more than \$5,000). (See section 507(d)(2).)

**MARGARET C. ARUNDEL**

- b** List any managers of the foundation who own 10% or more of the stock of a corporation (or an equally large portion of the ownership of a partnership or other entity) of which the foundation has a 10% or greater interest.

**NONE**

**2 Information Regarding Contribution, Grant, Gift, Loan, Scholarship, etc., Programs:**

Check here ☒ if the foundation only makes contributions to preselected charitable organizations and does not accept unsolicited requests for funds. If the foundation makes gifts, grants, etc. (see instructions) to individuals or organizations under other conditions, complete items 2a, b, c, and d.

- a** The name, address, and telephone number or e-mail address of the person to whom applications should be addressed:

- b** The form in which applications should be submitted and information and materials they should include:

- c** Any submission deadlines:

- d** Any restrictions or limitations on awards, such as by geographical areas, charitable fields, kinds of institutions, or other factors:

**Part XV Supplementary Information** (continued)

<b>3 Grants and Contributions Paid During the Year or Approved for Future Payment</b>				
Recipient	If recipient is an individual, show any relationship to any foundation manager or substantial contributor	Foundation status of recipient	Purpose of grant or contribution	Amount
Name and address (home or business)				
<b>a Paid during the year</b>				
BOSTON CHILDREN'S HOSPITAL 300 LONGWOOD AVENUE BOSTON, MA 02115	NONE	PUBLIC CHARITY	UNRESTRICTED CONTRIBUTION	500.
BROOKS SCHOOL 1160 GREAT POND ROAD NORTH ANDOVER, MA 01845	NONE	PUBLIC CHARITY	UNRESTRICTED CONTRIBUTION	250.
CHILDREN AND FAMILIES FIRST 2005 BAYNARD BLVD WILMINGTON, DE 19802	NONE	PUBLIC CHARITY	UNRESTRICTED CONTRIBUTION	2,500.
CRADLES TO CRAYONS 155 NORTH BEACON STREET BRIGHTON, MA 02135	NONE	PUBLIC CHARITY	UNRESTRICTED CONTRIBUTION	250.
DELAWARE COLLEGE OF ART & DESIGN 600 N MARKET STREET WILMINGTON, DE 19801	NONE	PUBLIC CHARITY	UNRESTRICTED CONTRIBUTION	2,500.
<b>Total</b>	<b>SEE CONTINUATION SHEET(S)</b>			<b>115,510.</b>
<b>b Approved for future payment</b>				
NONE				
<b>Total</b>				<b>0.</b>



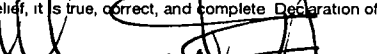
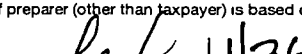
Part XVII	Information Regarding Transfers To and Transactions and Relationships With Noncharitable Exempt Organizations
-----------	---

		Yes	No
<b>1</b>	Did the organization directly or indirectly engage in any of the following with any other organization described in section 501(c) of the Code (other than section 501(c)(3) organizations) or in section 527, relating to political organizations?		
<b>a</b>	Transfers from the reporting foundation to a noncharitable exempt organization of:		
	(1) Cash	<b>1a(1)</b>	<b>X</b>
	(2) Other assets	<b>1a(2)</b>	<b>X</b>
<b>b</b>	Other transactions:		
	(1) Sales of assets to a noncharitable exempt organization	<b>1b(1)</b>	<b>X</b>
	(2) Purchases of assets from a noncharitable exempt organization	<b>1b(2)</b>	<b>X</b>
	(3) Rental of facilities, equipment, or other assets	<b>1b(3)</b>	<b>X</b>
	(4) Reimbursement arrangements	<b>1b(4)</b>	<b>X</b>
	(5) Loans or loan guarantees	<b>1b(5)</b>	<b>X</b>
	(6) Performance of services or membership or fundraising solicitations	<b>1b(6)</b>	<b>X</b>
<b>c</b>	Sharing of facilities, equipment, mailing lists, other assets, or paid employees	<b>1c</b>	<b>X</b>
<b>d</b>	If the answer to any of the above is "Yes," complete the following schedule. Column (b) should always show the fair market value of the goods, other assets, or services given by the reporting foundation. If the foundation received less than fair market value in any transaction or sharing arrangement, show in column (d) the value of the goods, other assets, or services received.		

[illegible]

**2a** Is the foundation directly or indirectly affiliated with, or related to, one or more tax-exempt organizations described in section 501(c) of the Code (other than section 501(c)(3)) or in section 527? ☐ Yes ☒ No

b If "Yes," complete the following schedule.		
(a) Name of organization	(b) Type of organization	(c) Description of relationship
N/A		

Sign Here	Under penalties of perjury, I declare that I have examined this return, including accompanying schedules and statements, and to the best of my knowledge and belief, it is true, correct, and complete. Declaration of preparer (other than taxpayer) is based on all information of which preparer has any knowledge.				May the IRS discuss this return with the preparer shown below (see instr.)? <input checked="" type="checkbox"/> Yes <input type="checkbox"/> No	
	 Signature of officer or trustee		11/26/15 Date		DIRECTOR Title	
Paid Preparer Use Only	Print/Type preparer's name CYNTHIA G. LEGG, CPA		Preparer's signature  CYNTHIA G. LEGG, CPA		Date 11/23/15 01/22/15	
	Check <input type="checkbox"/> if self-employed				PTIN P00866672	
	Firm's name ▶ PBMARES, LLP				Firm's EIN ▶ 54-0737372	
	Firm's address ▶ 29 CULPEPER STREET WARRENTON, VA 20186				Phone no. (540) 347-4970	

## FORM 990-PF INTEREST ON SAVINGS AND TEMPORARY CASH INVESTMENTS STATEMENT 1

SOURCE	(A) REVENUE PER BOOKS	(B) NET INVESTMENT INCOME	(C) ADJUSTED NET INCOME
CHEVY CHASE - CH302572	302.	302.	
SUNTRUST	4.	4.	
TOTAL TO PART I, LINE 3	306.	306.	

## FORM 990-PF DIVIDENDS AND INTEREST FROM SECURITIES STATEMENT 2

SOURCE	GROSS AMOUNT	CAPITAL GAINS DIVIDENDS	(A) REVENUE PER BOOKS	(B) NET INVEST- MENT INCOME	(C) ADJUSTED NET INCOME
CHARLES SCHWAB - 1357-3541	4,891.	0.	4,891.	4,891.	
CHARLES SCHWAB - 6853-3668	344.	0.	344.	344.	
CHARLES SCHWAB - 7316-0771	624.	0.	624.	624.	
CHEVY CHASE - CH302572	20,073.	1,880.	18,193.	18,193.	
TO PART I, LINE 4	25,932.	1,880.	24,052.	24,052.	

## FORM 990-PF ACCOUNTING FEES STATEMENT 3

DESCRIPTION	(A) EXPENSES PER BOOKS	(B) NET INVEST- MENT INCOME	(C) ADJUSTED NET INCOME	(D) CHARITABLE PURPOSES
ACCOUNTING FEES	10,645.	5,322.		0.
TO FORM 990-PF, PG 1, LN 16B	10,645.	5,322.		0.

FORM 990-PF	TAXES			STATEMENT	4
DESCRIPTION	(A) EXPENSES PER BOOKS	(B) NET INVEST- MENT INCOME	(C) ADJUSTED NET INCOME	(D) CHARITABLE PURPOSES	
REGISTRATIONS AND LICENSES	25.	0.		0.	
FEDERAL TAXES	1,830.	1,830.		0.	
FOREIGN TAXES WITHHELD	233.	233.		0.	
TO FORM 990-PF, PG 1, LN 18	2,088.	2,063.		0.	

FORM 990-PF	OTHER EXPENSES			STATEMENT	5
DESCRIPTION	(A) EXPENSES PER BOOKS	(B) NET INVEST- MENT INCOME	(C) ADJUSTED NET INCOME	(D) CHARITABLE PURPOSES	
OFFICE	30.	0.		0.	
BANK SERVICE CHARGES	469.	0.		0.	
INVESTMENT EXPENSES	12,884.	12,884.		0.	
TO FORM 990-PF, PG 1, LN 23	13,383.	12,884.		0.	

FORM 990-PF	CORPORATE STOCK		STATEMENT	6
DESCRIPTION	BOOK VALUE	FAIR MARKET VALUE		
INVESTMENTS - 0771 - SEE ATTACHED SCHEDULE	0.	0.		
INVESTMENTS - 3668 - SEE ATTACHED SCHEDULE	0.	0.		
INVESTMENTS - CH302572	1,309,888.	1,420,591.		
TOTAL TO FORM 990-PF, PART II, LINE 10B	1,309,888.	1,420,591.		



FORM 990-PF

OTHER INVESTMENTS

STATEMENT 7

DESCRIPTION	VALUATION METHOD	BOOK VALUE	FAIR MARKET VALUE
INVESTMENTS - 3541 - SEE ATTACHED SCHEDULE	COST	0.	0.
TOTAL TO FORM 990-PF, PART II, LINE 13		0.	0.

**Part IV** Capital Gains and Losses for Tax on Investment Income

(a) List and describe the kind(s) of property sold, e.g., real estate, 2-story brick warehouse; or common stock, 200 shs. MLC Co.		(b) How acquired P - Purchase D - Donation	(c) Date acquired (mo., day, yr.)	(d) Date sold (mo., day, yr.)
1a	SEE ATTACHED SCHEDULE - CHEVY CHASE TRUST	P		
b	SEE ATTACHED SCHEDULE - CHEVY CHASE TRUST	P		
c	SEE ATTACHED SCHEDULE - CHEVY CHASE TRUST	P		
d	SEE ATTACHED SCHEDULE - CHEVY CHASE TRUST	P		
e	THE CHARLES SCHWABB CORP - 90 SHS	P		07/11/13
f	COGNIZANT TECH SOL CL A CTSH - 25 SHS	P		08/30/13
g	CAPITAL GAINS DIVIDENDS			
h				
i				
j				
k				
l				
m				
n				
o				

(e) Gross sales price		(f) Depreciation allowed (or allowable)	(g) Cost or other basis plus expense of sale	(h) Gain or (loss) (e) plus (f) minus (g)
a	261,245.		260,661.	584.
b	265,468.		243,225.	22,243.
c	377,031.		355,968.	21,063.
d	813,512.		664,047.	149,465.
e	1,917.			1,917.
f	1,839.			1,839.
g	1,880.			1,880.
h				
i				
j				
k				
l				
m				
n				
o				

Complete only for assets showing gain in column (h) and owned by the foundation on 12/31/69

(i) F.M.V. as of 12/31/69	(j) Adjusted basis as of 12/31/69	(k) Excess of col. (i) over col. (j), if any	(l) Losses (from col. (h)) Gains (excess of col. (h) gain over col. (k), but not less than "-0-")
a			584.
b			22,243.
c			21,063.
d			149,465.
e			1,917.
f			1,839.
g			1,880.
h			
i			
j			
k			
l			
m			
n			
o			

2 Capital gain net income or (net capital loss) { If gain, also enter in Part I, line 7  
If (loss), enter "-0-" in Part I, line 7 }

2

198,991.

3 Net short-term capital gain or (loss) as defined in sections 1222(5) and (6):  
If gain, also enter in Part I, line 8, column (c).  
If (loss), enter "-0-" in Part I, line 8

3

N/A

AWA FAMILY FOUNDATION  
C/O MARGARET C. ARUNDEL

54-1607743

**Part XV Supplementary Information**

**3 Grants and Contributions Paid During the Year (Continuation)**

Recipient Name and address (home or business)	If recipient is an individual, show any relationship to any foundation manager or substantial contributor	Foundation status of recipient	Purpose of grant or contribution	Amount
DUKE UNIVERSITY - TRINITY COLLEGE OF ARTS & SCIENCE P.O. BOX 90046 DURHAM, NC 27708	NONE	PUBLIC CHARITY	UNRESTRICTED CONTRIBUTION	250.
FOXCROFT SCHOOL 22407 FOXHOUND LANE MIDDLEBURG, VA 20118	NONE	PUBLIC CHARITY	UNRESTRICTED CONTRIBUTION	2,500.
LAND TRUST OF VA 7260 RECTOR'S LANE MARSHALL, VA 20115	NONE	PUBLIC CHARITY	UNRESTRICTED CONTRIBUTION	250.
MA SOCIETY PREVENTION OF CRUELTY TO ANIMALS 350 SOUTH HUNTINGTON AVENUE BOSTON, MA 02130	NONE	PUBLIC CHARITY	UNRESTRICTED CONTRIBUTION	500.
OCEANA 1350 CONNECTICUT AVE., NW 5TH FLOOR WASHINGTON, DC 20036	NONE	PUBLIC CHARITY	UNRESTRICTED CONTRIBUTION	500.
PIEDMONT ENVIRONMENTAL COUNCIL P.O. BOX 460 WARRENTON, VA 20188	NONE	PUBLIC CHARITY	UNRESTRICTED CONTRIBUTION	700.
PINE STREET INN 444 HARRISON AVENUE BOSTON, MA 02118	NONE	PUBLIC CHARITY	UNRESTRICTED CONTRIBUTION	500.
ROSIE'S PLACE 889 HARRISON AVENUE BOSTON, MA 02118	NONE	PUBLIC CHARITY	UNRESTRICTED CONTRIBUTION	500.
SCHOOL YEAR ABROAD 439 UNION ST. LAWRENCE, MA 01843	NONE	PUBLIC CHARITY	UNRESTRICTED CONTRIBUTION	250.
SHENANDOAH NATIONAL PARK TRUST 414 E. MARKET ST., SUITE D CHARLOTTESVILLE, VA 22902	NONE	PUBLIC CHARITY	UNRESTRICTED CONTRIBUTION	500.
<b>Total from continuation sheets</b>				<b>109,510.</b>

AWA FAMILY FOUNDATION  
C/O MARGARET C. ARUNDEL

54-1607743

**Part XV Supplementary Information**

**3 Grants and Contributions Paid During the Year (Continuation)**

Recipient Name and address (home or business)	If recipient is an individual, show any relationship to any foundation manager or substantial contributor	Foundation status of recipient	Purpose of grant or contribution	Amount
ST. LUKE'S DAY SCHOOL 8009 FORT HUNT RD ALEXANDRIA, VA 22308	NONE	PUBLIC CHARITY	UNRESTRICTED CONTRIBUTION	9,500.
ST. PATRICK'S EPISCOPAL SCHOOL 4700 WHITEHAVEN PARKWAY, NW WASHINGTON, DC 20007	NONE	PUBLIC CHARITY	UNRESTRICTED CONTRIBUTION	15,000.
THE GREATER BOSTON FOOD BANK 70 S BAY AVENUE BOSTON, MA 02118	NONE	PUBLIC CHARITY	UNRESTRICTED CONTRIBUTION	500.
THE POTOMAC SCHOOL 1301 POTOMAC SCHOOL ROAD MCLEAN, VA 22101	NONE	PUBLIC CHARITY	UNRESTRICTED CONTRIBUTION	9,000.
TRINITY EPISCOPAL CHURCH P.O. BOX 127 UPPERVILLE, VA 20185	NONE	PUBLIC CHARITY	UNRESTRICTED CONTRIBUTION	1,700.
WILMINGTON FRIENDS SCHOOL 101 SCHOOL ROAD WILMINGTON, DE 19803	NONE	PUBLIC CHARITY	UNRESTRICTED CONTRIBUTION	10,000.
WOLF TRAP FOUNDATION FOR THE PERFORMING ARTS 1645 TRAP ROAD VIENNA, VA 22182	NONE	PUBLIC CHARITY	UNRESTRICTED CONTRIBUTION	250.
A PLACE TO BE 15 SOUTH MADISON STREET MIDDLEBURG, VA 20118	NONE	PUBLIC CHARITY	UNRESTRICTED CONTRIBUTION	550.
ACT FOR ALEXANDRIA 1421 PRINCE STREET SUITE 220 ALEXANDRIA, VA 22314	NONE	PUBLIC CHARITY	UNRESTRICTED CONTRIBUTION	250.
ALZHEIMERS DRUG DISCOVERY FUND 57 WEST 57TH STREET SUITE 904 NEW YORK, NY 10019	NONE	PUBLIC CHARITY	UNRESTRICTED CONTRIBUTION	250.
Total from continuation sheets				

AWA FAMILY FOUNDATION  
C/O MARGARET C. ARUNDEL

54-1607743

**Part XV Supplementary Information**

**3 Grants and Contributions Paid During the Year (Continuation)**

Recipient Name and address (home or business)	If recipient is an individual, show any relationship to any foundation manager or substantial contributor	Foundation status of recipient	Purpose of grant or contribution	Amount
AMERICAN LUNG ASSOCIATION 625 SYDENHAM BLVD CHESAPEAKE, VA 23322	NONE	PUBLIC CHARITY	UNRESTRICTED CONTRIBUTION	1,000.
AMERICAN RED CROSS 1317 JAMESTOWN RD WILLIAMSBURG, VA 23185	NONE	PUBLIC CHARITY	UNRESTRICTED CONTRIBUTION	1,000.
BEST BUDDIES INTERNATIONAL 131 EAST BROAD STREET SUITE 205 FALLS CHURCH, VA 22046	NONE	PUBLIC CHARITY	UNRESTRICTED CONTRIBUTION	500.
BOWDOIN COLLEGE 3725 COLLEGE ST BRUNSWICK, ME 04011	NONE	PUBLIC CHARITY	UNRESTRICTED CONTRIBUTION	1,000.
BOYS AND GIRLS CLUB OF WASHINGTON 4103 BENNING ROAD NE WASHINGTON, DC 20019	NONE	PUBLIC CHARITY	UNRESTRICTED CONTRIBUTION	500.
BUCHANAN HALL 8549 JOHN S MOSBY HWY UPPERVILLE, VA 20184	NONE	PUBLIC CHARITY	UNRESTRICTED CONTRIBUTION	300.
CITIZENS FOR FAUQUIER COUNTY P.O. BOX 3486 WARRENTON, VA 20186	NONE	PUBLIC CHARITY	UNRESTRICTED CONTRIBUTION	50.
DOCTORS WITHOUT BORDERS 333 7TH AVENUE NEW YORK, NY 10001	NONE	PUBLIC CHARITY	UNRESTRICTED CONTRIBUTION	2,000.
FRIENDS OF THE NATIONAL ZOO 3001 CONNECTICUT AVE NW WASHINGTON, DC 20008	NONE	PUBLIC CHARITY	UNRESTRICTED CONTRIBUTION	250.
INNOCENTS AT RISK 1101 30TH STREET NW SUITE 500 WASHINGTON, DC 20007	NONE	PUBLIC CHARITY	UNRESTRICTED CONTRIBUTION	1,000.
Total from continuation sheets				

**AWA FAMILY FOUNDATION  
C/O MARGARET C. ARUNDEL**

54-1607743

**Part XV Supplementary Information**

**3 Grants and Contributions Paid During the Year (Continuation)**

Recipient Name and address (home or business)	If recipient is an individual, show any relationship to any foundation manager or substantial contributor	Foundation status of recipient	Purpose of grant or contribution	Amount
INSULIN FOR LIFE USA 5745 SW 75TH STREET #116 GAINESVILLE, FL 32608	NONE	PUBLIC CHARITY	UNRESTRICTED CONTRIBUTION	1,000.
JOHN F. KENNEDY CENTER FOR PERFORMING ARTS 2700 F ST NW WASHINGTON, DC 20566	NONE	PUBLIC CHARITY	UNRESTRICTED CONTRIBUTION	350.
JOURNEY THROUGH HALLOWED GROUND 15481 2ND STREET WATERFORD, VA 20197	NONE	PUBLIC CHARITY	UNRESTRICTED CONTRIBUTION	1,250.
MIDDLEBURG FISH P.O. BOX 507 MIDDLEBURG, VA 20118	NONE	PUBLIC CHARITY	UNRESTRICTED CONTRIBUTION	500.
MOSBY HERITAGE AREA ASSOCIATION 1461 ATOKA ROAD MARSHALL, VA 20115	NONE	PUBLIC CHARITY	UNRESTRICTED CONTRIBUTION	35.
OUTDOOR RECREATION HERITAGE FUND 170 WEST SHIRLEY AVENUE SUITE 201 WARRENTON, VA 20186	NONE	PUBLIC CHARITY	UNRESTRICTED CONTRIBUTION	2,400.
PEN/FAULKNER FOUNDATION 201 EAST CAPITOL ST SE WASHINGTON, DC 20003	NONE	PUBLIC CHARITY	UNRESTRICTED CONTRIBUTION	500.
THE FAUQUQUIER HISTORICAL SOCIETY INC 10 ASHBY ST WARRENTON, VA 20186	NONE	PUBLIC CHARITY	UNRESTRICTED CONTRIBUTION	25.
THE INSTITUTE FOR EDUCATION 4410 MASSACHUSETTS AVE NW WASHINGTON, DC 20016	NONE	PUBLIC CHARITY	UNRESTRICTED CONTRIBUTION	500.
THE MELANOMA FOUNDATION OF NEW ENGLAND 111 OLD ROAD TO NINE ACRE CORNER, SUITE 1005 CONCORD, MA 01742	NONE	PUBLIC CHARITY	UNRESTRICTED CONTRIBUTION	200.
<b>Total from continuation sheets</b>				

**AWA FAMILY FOUNDATION  
C/O MARGARET C. ARUNDEL**

**54-1607743**

**Part XV Supplementary Information**

**3 Grants and Contributions Paid During the Year (Continuation)**

Recipient Name and address (home or business)	If recipient is an individual, show any relationship to any foundation manager or substantial contributor	Foundation status of recipient	Purpose of grant or contribution	Amount
THE NEWSEUM FOUNDATION 555 PENNSYLVANIA AVE NW WASHINGTON, DC 20001	NONE	PUBLIC CHARITY	UNRESTRICTED CONTRIBUTION	250.
THE PLAINS VOLUNTEER FIRE COMPANY 4260 LOUDOUN AVENUE THE PLAINS, VA 20198	NONE	PUBLIC CHARITY	UNRESTRICTED CONTRIBUTION	100.
THE SARA START FUND 311 MASSACHUSETTS AVENUE NE WASHINGTON, DC 20002	NONE	PUBLIC CHARITY	UNRESTRICTED CONTRIBUTION	250.
THE WASHINGTON BALLET 3515 WISCONSIN AVE NW WASHINGTON, DC 20016	NONE	PUBLIC CHARITY	UNRESTRICTED CONTRIBUTION	500.
WINDY HILL FOUNDATION 102 W WASHINGTON STREET MIDDLEBURG, VA 20117	NONE	PUBLIC CHARITY	UNRESTRICTED CONTRIBUTION	500.
WOUNDED WARRIORS FAMILY SUPPORT 920 S 107TH AVENUE SUITE 250 OMAHA, NE 68114	NONE	PUBLIC CHARITY	UNRESTRICTED CONTRIBUTION	100.
LOUDOUN CARES P.O. BOX 83 LEESBURG, VA 20178	NONE	PUBLIC CHARITY	UNRESTRICTED CONTRIBUTION	10,000.
NATIONAL SPORTING LIBRARY & MUSEUM 102 THE PLAINS ROAD MIDDLEBURG, VA 20117	NONE	PUBLIC CHARITY	UNRESTRICTED CONTRIBUTION	30,000.
<b>Total from continuation sheets</b>				

ACCT 300W CH302572  
FROM 10/04/2013  
TO 12/31/2013

CHEVY CHASE TRUST COMPANY  
STATEMENT OF CAPITAL GAINS AND LOSSES  
AWA FAMILY FOUNDATION

TRUST YEAR ENDING 12/31/2013

PAGE 51

RUN 03/08/2014  
11:10:52 AM

TAX PREPARER: 1  
TRUST ADMINISTRATOR: 44  
INVESTMENT OFFICER: 14

LEGEND: F - FEDERAL S - STATE I - INHERITED  
E - EXEMPT FROM STATE U - ACQ COST UNKNOWN

PROPERTY DESCRIPTION	SHARES	DATE	SALES PRICE	COST BASIS	GAIN/LOSS	TERM	NC
350.0000 ABB LTD-SPON ADR - 000375204 - MINOR = 44							
SOLD		10/30/2013	8971.85				
ACQ	160.0000	10/15/2008	4101.42	2492.74	1608.68	LT	Y
	190.0000	09/14/2012	4870.43	3798.90	1071.53	LT	Y
5255.2070 ASTON TAMRO SMALL CAP FUND-I - 00078H141 - MINOR = 59							
SOLD		10/30/2013	130434.25				
ACQ	6.6220	12/29/2008	164.36	120.89	43.47	LT	Y
	4.3460	12/29/2009	107.87	79.34	28.53	LT	Y
	95.0980	12/29/2010	2360.33	1736.12	624.21	LT	Y
	1159.1960	05/13/2009	28771.25	21162.42	7608.83	LT	Y
	503.1370	12/29/2011	12487.86	9185.33	3302.53	LT	Y
	3207.8250	12/13/2007	79618.22	58562.45	21055.77	LT	Y
	199.3110	12/14/2007	4946.90	3638.65	1308.25	LT	Y
	79.6720	12/28/2012	1977.46	1541.65	435.81	ST	Y
240.0000 ADECCO SA UNSPONS ADR - 006754204 - MINOR = 44							
SOLD		10/30/2013	8654.25				
ACQ	20.0000	05/15/2013	721.19	567.88	153.31	ST	Y
	30.0000	05/23/2013	1081.78	860.51	221.27	ST	Y
	20.0000	05/24/2013	721.19	574.18	147.01	ST	Y
	20.0000	05/16/2013	721.19	574.68	146.51	ST	Y
	10.0000	05/29/2013	360.59	288.13	72.46	ST	Y
	30.0000	05/30/2013	1081.78	867.93	213.85	ST	Y
	40.0000	07/16/2013	1442.37	1265.96	176.41	ST	Y
	20.0000	07/18/2013	721.19	635.22	85.97	ST	Y
	10.0000	07/17/2013	360.59	318.21	42.38	ST	Y
	20.0000	07/23/2013	721.19	637.45	83.74	ST	Y
	20.0000	07/22/2013	721.19	643.81	77.38	ST	Y
40.0000 AMERICAN EXPRESS CO - 025816109 - MINOR = 43							
SOLD		10/30/2013	3340.34				
ACQ	40.0000	10/06/2010	3340.34	1533.85	1806.49	LT	Y
70.0000 BAYER AG SPONS ADR - 072730302 - MINOR = 44							
SOLD		10/30/2013	8882.84				
ACQ	30.0000	03/28/2013	3806.93	3114.18	692.75	ST	Y
	40.0000	05/08/2013	5075.91	4359.69	716.22	ST	Y
200.0000 BRIDGESTONE CORPORATION UNSPONS ADR - 108441205 - MINOR = 44							
SOLD		10/30/2013	3413.94				
ACQ	200.0000	01/01/1950	3413.94	0.00U	3413.94	UNK	Y
**CHANGED** 12/09/13 @JS							
70.0000 COACH INC - 189754104 - MINOR = 43							
SOLD		10/30/2013	3557.33				
ACQ	70.0000	08/01/2012	3557.33	3512.09	45.24	LT	Y
90.0000 COGNIZANT TECHNOLOGY SOLUTIONS CORP - 192446102 - MINOR = 43							
SOLD		10/30/2013	7960.36				
ACQ	65.0000	10/14/2008	5749.15	1301.94	4447.21	LT	Y
	25.0000	05/28/2013	2211.21	1602.67	608.54	ST	Y
493.8770 COHEN & STEERS REALTY SHARES - 192476109 - MINOR = 59							
SOLD		10/30/2013	34042.95				
ACQ	3.4800	06/30/2011	239.88	210.05	29.83	LT	Y
	4.9820	09/27/2005	343.41	300.71	42.70	LT	Y
	5.5360	09/30/2011	381.60	334.15	47.45	LT	Y
	4.6980	06/23/2006	323.83	283.57	40.26	LT	Y
	5.2260	12/23/2005	360.23	315.44	44.79	LT	Y
	8.3390	06/30/2010	574.81	503.34	71.47	LT	Y
	5.1410	03/30/2012	354.37	310.31	44.06	LT	Y
	10.6700	12/22/2006	735.48	644.04	91.44	LT	Y
	10.9200	12/17/2009	752.72	659.13	93.59	LT	Y
	9.3070	12/16/2010	641.53	561.77	79.76	LT	Y
	7.5560	12/15/2011	520.84	456.08	64.76	LT	Y
	23.1580	03/31/2009	1596.28	1397.82	198.46	LT	Y
	10.6070	12/23/2005	731.14	640.24	90.90	LT	Y
	5.2200	12/22/2006	359.81	315.08	44.73	LT	Y
	140.9920	12/31/2007	9718.58	8510.30	1208.28	LT	Y
	13.9100	06/30/2009	958.82	839.61	119.21	LT	Y
	182.2940	09/16/2008	12565.52	11003.30	1562.22	LT	Y
	12.0380	12/13/2012	829.78	754.90	74.88	ST	Y
	18.1790	12/13/2012	1253.08	1140.03	113.05	ST	Y
	2.9840	12/13/2012	205.69	187.14	18.55	ST	Y
	2.8790	09/30/2013	198.45	188.54	9.91	ST	Y
	.1590	06/28/2013	10.96	10.73	0.23	ST	Y
	3.1740	06/28/2013	218.78	214.57	4.21	ST	Y
	2.4280	03/28/2013	167.36	167.89	-0.53	ST	Y
257.0000 CREDIT SUISSE GROUP-SPON ADR - 225401108 - MINOR = 44							
SOLD		10/30/2013	8054.25				
ACQ	71.7073	09/25/2012	2247.27	1549.73	697.54	LT	Y
	102.4390	09/12/2012	3210.39	2229.63	980.76	LT	Y
	71.7073	12/09/2008	2247.27	1979.60	267.67	LT	Y
	11.1464	10/08/2008	349.32	457.00	-107.68	LT	Y
45.0000 CUMMINS INC - 231021106 - MINOR = 43							
SOLD		10/30/2013	5712.20				
ACQ	45.0000	08/10/2011	5712.20	3963.00	1749.20	LT	Y
800.0000 DAIWA SECURITIES GROUP INC SPONS ADR - 234064301 - MINOR = 44							
SOLD		10/30/2013	7327.87				
ACQ	330.0000	04/09/2013	3022.75	2582.68	440.07	ST	Y
	160.0000	04/11/2013	1465.57	1294.50	171.07	ST	Y
	310.0000	05/13/2013	2839.55	3059.98	-220.43	ST	Y



ACCT 300W CH302572  
FROM 10/04/2013  
TO 12/31/2013

CHEVY CHASE TRUST COMPANY  
STATEMENT OF CAPITAL GAINS AND LOSSES  
AWA FAMILY FOUNDATION

PAGE 52

RUN 03/08/2014  
11:10:52 AM

TRUST YEAR ENDING 12/31/2013

TAX PREPARER: 1  
TRUST ADMINISTRATOR: 44  
INVESTMENT OFFICER: 14

LEGEND: F - FEDERAL S - STATE I - INHERITED  
E - EXEMPT FROM STATE U - ACQ COST UNKNOWN

PROPERTY DESCRIPTION	SHARES	DATE	SALES PRICE	COST BASIS	GAIN/LOSS	TERM	NC
250.0000 DANONE SPONS ADR - 23636T100 - MINOR = 44							
SOLD		10/30/2013	3724.93				
ACQ	250.0000	06/11/2013	3724.93	3786.51	-61.58	ST	Y
2500 4220 DIAMOND HILL LONG/SHORT-I - 25264S833 - MINOR = 59							
SOLD		10/30/2013	54884.26				
ACQ	8.7610	12/28/2012	192.30	159.45	32.85	ST	Y
	2491.6610	12/13/2007	54691.96	47439.54	7252.42	LT	Y
280.0000 E M C CORP MASS - 268648102 - MINOR = 43							
SOLD		10/30/2013	6728.31				
ACQ	145.0000	10/14/2008	3484.30	1527.13	1957.17	LT	Y
	95.0000	04/12/2013	2282.82	2203.15	79.67	ST	Y
	40.0000	05/16/2013	961.19	962.13	-0.94	ST	Y
90.0000 EXPRESS SCRIPTS HLDG - 30219G108 - MINOR = 43							
SOLD		10/30/2013	5592.50				
ACQ	90.0000	10/24/2008	5592.50	2422.27	3170.23	LT	Y
1008.3060 GATEWAY FUND Y - 367829884 - MINOR = 59							
SOLD		10/30/2013	28766.97				
ACQ	6.5110	09/22/2011	185.76	152.00	33.76	LT	Y
	5.9070	06/24/2010	168.53	137.90	30.63	LT	Y
	5.3360	12/22/2009	152.24	124.57	27.67	LT	Y
	5.0460	12/20/2011	143.96	117.80	26.16	LT	Y
	6.9110	12/21/2010	197.17	161.34	35.83	LT	Y
	6.3460	09/25/2009	181.05	148.15	32.90	LT	Y
	7.3770	06/26/2009	210.47	172.22	38.25	LT	Y
	5.1410	03/25/2010	146.67	120.02	26.65	LT	Y
	5.9060	09/23/2010	168.50	137.88	30.62	LT	Y
	909.9910	05/13/2009	25962.04	21244.47	4717.57	LT	Y
	6.1350	06/23/2011	175.03	143.23	31.80	LT	Y
	5.8630	03/24/2011	167.27	136.88	30.39	LT	Y
	4.2400	03/22/2012	120.97	98.99	21.98	LT	Y
	4.3360	06/21/2012	123.71	115.63	8.08	LT	Y
	6.5460	12/20/2012	186.76	177.67	9.09	ST	Y
	4.2110	09/20/2012	120.14	116.14	4.00	LT	Y
	4.3640	06/20/2013	124.50	121.15	3.35	ST	Y
	3.8000	03/21/2013	108.41	105.95	2.46	ST	Y
	4.3390	09/24/2013	123.79	122.48	1.31	ST	Y
80.0000 GILRAD SCIENCES INC COM - 375558103 - MINOR = 43							
SOLD		10/30/2013	5779.89				
ACQ	80.0000	06/11/2010	5779.89	1383.53	4396.36	LT	Y
134.0000 HSBC HLDGS PLC SPONSORED ADR NEW - 404280406 - MINOR = 44							
SOLD		10/30/2013	7399.36				
ACQ	54.0000	04/08/2009	2981.83	1008.28	1973.55	LT	Y
	70.0000	02/28/2013	3865.34	3900.76	-35.42	ST	Y
	10.0000	12/31/2007	552.19	839.12	-286.93	LT	Y
1201.2530 HARDING LOVNER GLOBAL EQTY - 412295206 - MINOR = 60							
SOLD		10/30/2013	35881.43				
ACQ	1199.0410	10/31/2012	35815.36	30000.00	5815.36	ST	Y
	2.2120	12/20/2012	66.07	57.84	8.23	ST	Y
90.0000 ICICI BK LTD SPONS ADR - 45104G104 - MINOR = 44							
SOLD		10/30/2013	3344.34				
ACQ	80.0000	10/17/2008	2972.75	1363.62	1609.13	LT	Y
	10.0000	02/17/2012	371.59	396.17	-24.58	LT	Y
988.0000 JPMORGAN ALBRIAN MLP INDEX FUND - 46625H365 - MINOR = 63							
SOLD		10/30/2013	45400.44				
ACQ	18.4403	09/09/2013	847.37	821.73	25.64	ST	Y
	17.1464	06/07/2013	787.91	781.20	6.71	ST	Y
	952.4133	10/31/2012	43765.16	38619.59	5145.57	ST	Y
3488.3950 LAZARD EMERGING MARKETS EQUITY OPEN - 52106N764 - MINOR = 61							
SOLD		10/30/2013	72174.90				
ACQ	2.2720	08/09/2011	47.01	44.18	2.83	LT	Y
	10.3430	08/27/2007	214.00	201.14	12.86	LT	Y
	23.2790	12/20/2005	481.64	452.71	28.93	LT	Y
	22.7940	12/27/2006	471.61	443.28	28.33	LT	Y
	26.3950	12/28/2010	546.11	513.31	32.80	LT	Y
	71.1010	12/22/2008	1471.08	1382.72	88.36	LT	Y
	43.9090	08/29/2005	908.48	853.91	54.57	LT	Y
	90.2070	12/28/2011	1866.38	1754.28	112.10	LT	Y
	88.8140	12/28/2011	1837.56	1727.19	110.37	LT	Y
	117.8910	08/25/2008	2439.16	2292.66	146.50	LT	Y
	173.1470	12/20/2005	3582.41	3367.24	215.17	LT	Y
	327.8110	12/26/2007	6782.41	6375.04	407.37	LT	Y
	68.5010	12/29/2009	1417.29	1332.16	85.13	LT	Y
	156.6340	12/27/2006	3240.76	3046.11	194.65	LT	Y
	32.5320	12/26/2007	673.09	632.66	40.43	LT	Y
	1273.6540	12/13/2007	26351.90	24769.15	1582.75	LT	Y
	110.8780	12/22/2008	2294.07	2156.28	137.79	LT	Y
	236.6660	06/01/2005	4896.62	4602.52	294.10	LT	Y
	109.7390	12/26/2007	2270.50	2134.13	136.37	LT	Y
	17.7320	08/27/2007	366.88	344.84	22.04	LT	Y
	29.4210	08/25/2008	608.72	572.16	36.56	LT	Y
	74.2610	12/27/2006	1536.46	1444.18	92.28	LT	Y
	83.7440	12/22/2008	1732.66	1628.60	104.06	LT	Y
	46.0520	08/28/2006	952.82	895.59	57.23	LT	Y
	80.0540	12/20/2005	1656.32	1556.84	99.48	LT	Y
	10.8800	08/28/2006	225.11	211.59	13.52	LT	Y
	.3680	08/09/2010	7.61	7.16	0.45	LT	Y
	50.8330	12/24/2012	1051.73	996.83	54.90	ST	Y

ACCT 300W CH302572  
FROM 10/04/2013  
TO 12/31/2013

CHEVY CHASE TRUST COMPANY  
STATEMENT OF CAPITAL GAINS AND LOSSES  
AWA FAMILY FOUNDATION

PAGE 53

RUN 03/08/2014  
11:10:52 AM

TRUST YEAR ENDING 12/31/2013

TAX PREPARER: 1  
TRUST ADMINISTRATOR: 44  
INVESTMENT OFFICER: 14

LEGEND: F - FEDERAL S - STATE I - INHERITED  
E - EXEMPT FROM STATE U - ACQ COST UNKNOWN

PROPERTY DESCRIPTION	SHARES	DATE	SALES PRICE	COST BASIS	GAIN/LOSS	TERM	NC
40.0000 M & T BK CORP - 55261F104 - MINOR = 43	108.4830	12/24/2012	2244.51	2127.35	117.16	ST	Y
SOLD		10/30/2013	4543.92				
ACQ	4.0000	07/03/2013	454.39	453.87	0.52	ST	Y
	21.0000	07/02/2013	2385.56	2387.77	-2.21	ST	Y
	15.0000	08/22/2013	1703.97	1782.05	-78.08	ST	Y
88.0000 MINDRAY MEDICAL SPONS ADR - 602675100 - MINOR = 44							
SOLD		10/30/2013	3380.02				
ACQ	45.0000	07/01/2009	1728.42	1286.37	442.05	LT	Y
	15.0000	07/02/2009	576.14	437.73	138.41	LT	Y
	28.0000	01/04/2010	1075.46	987.41	88.05	LT	Y
45.0000 MONSTER BEVERAGE CORPORATION - 611740101 - MINOR = 43							
SOLD		10/30/2013	2605.90				
ACQ	45.0000	10/26/2012	2605.90	2060.04	545.86	LT	Y
2179.1060 MSIF-GLOBAL REAL ESTATE-I - 61744J143 - MINOR = 60							
SOLD		10/30/2013	22749.86				
ACQ	74.5110	12/17/2012	777.89	711.58	66.31	ST	Y
	12.4380	07/02/2008	129.85	131.09	-1.24	LT	Y
	15.4170	12/19/2008	160.95	162.49	-1.54	LT	Y
	22.5840	12/20/2007	235.78	238.03	-2.25	LT	Y
	140.9030	12/20/2007	1471.03	1485.09	-14.06	LT	Y
	1913.2530	12/13/2007	19974.36	20165.35	-190.99	LT	Y
5925.6130 PRINCETON FUTURES STRATEGY-I - 66537V443 - MINOR = 66							
SOLD		10/30/2013	50012.17				
ACQ	13.7850	12/26/2012	116.35	127.10	-10.75	ST	Y
	5911.8280	10/31/2012	49895.82	55000.00	-5104.18	ST	Y
100.0000 ORIX CORP SPONS ADR - 686330101 - MINOR = 44							
SOLD		10/30/2013	8786.84				
ACQ	30.0000	04/23/2013	2636.05	2145.71	490.34	ST	Y
	30.0000	04/15/2013	2636.05	2155.73	480.32	ST	Y
	40.0000	04/11/2013	3514.74	2928.47	586.27	ST	Y
3941.2220 PIMCO COMMODITY RR STRAT INS - 722005667 - MINOR = 59							
SOLD		10/30/2013	22583.20				
ACQ	26.9270	06/20/2013	154.29	154.02	0.27	ST	Y
	8.1030	09/19/2013	46.43	47.16	-0.73	ST	Y
	25.8530	06/21/2012	148.14	156.67	-8.53	LT	Y
	18.6110	03/21/2013	106.64	122.46	-15.82	ST	Y
	11.3830	12/27/2012	65.22	75.70	-10.48	ST	Y
	27.9250	12/12/2012	160.01	189.33	-29.32	ST	Y
	11.3360	12/12/2012	64.96	76.86	-11.90	ST	Y
	30.3260	09/20/2012	173.77	212.89	-39.12	LT	Y
	63.9140	03/18/2010	366.23	507.26	-141.03	LT	Y
	78.0270	03/17/2011	447.09	619.27	-172.18	LT	Y
	32.9170	03/22/2012	188.61	261.25	-72.64	LT	Y
	62.2770	12/07/2011	356.85	494.27	-137.42	LT	Y
	426.7520	12/28/2011	2445.29	3386.98	-941.69	LT	Y
	2488.1690	10/28/2009	14257.21	19747.74	-5490.53	LT	Y
	155.4080	09/15/2011	890.49	1233.42	-342.93	LT	Y
	61.1290	12/30/2009	350.27	485.16	-134.89	LT	Y
	60.2620	12/31/2010	345.30	478.28	-132.98	LT	Y
	156.3160	06/16/2011	895.69	1240.63	-344.94	LT	Y
	78.3840	09/16/2010	449.14	622.11	-172.97	LT	Y
	30.5870	12/09/2009	175.26	242.76	-67.50	LT	Y
	71.7980	06/17/2010	411.40	569.84	-158.44	LT	Y
	14.8180	12/07/2011	84.91	117.61	-32.70	LT	Y
5842.2360 PINCO EMERGING LOCAL BOND INST - 72201F516 - MINOR = 64							
SOLD		10/30/2013	58130.27				
ACQ	26.6050	08/30/2013	264.72	246.10	18.62	ST	Y
	19.8140	09/30/2013	197.15	190.81	6.34	ST	Y
	22.6410	07/31/2013	225.28	220.98	4.30	ST	Y
	23.0840	06/28/2013	229.69	225.76	3.93	ST	Y
	25.2690	05/31/2013	251.43	261.28	-9.85	ST	Y
	23.1730	03/28/2013	230.57	251.19	-20.62	ST	Y
	5523.0200	10/31/2012	54954.05	60000.00	-5045.95	ST	Y
	21.2200	11/30/2012	211.14	231.30	-20.16	ST	Y
	18.4960	02/28/2013	184.04	201.98	-17.94	ST	Y
	75.0790	12/27/2012	747.04	824.37	-77.33	ST	Y
	22.6180	12/31/2012	225.05	248.35	-23.30	ST	Y
	21.3280	01/31/2013	212.21	234.82	-22.61	ST	Y
	19.8890	04/30/2013	197.90	221.96	-24.06	ST	Y
1519.0000 POWERSHARES DB COMMODITY INDEX - 73935S105 - MINOR = 63							
SOLD		10/30/2013	39327.74				
ACQ	1519.0000	05/13/2013	39327.74	39970.80U	-643.06	UNK	Y
**CHANGED** 02/04/14 @LT							
5.0000 PRICELINE.COM INC - 741503403 - MINOR = 43							
SOLD		10/30/2013	5350.40				
ACQ	5.0000	10/11/2012	5350.40	2991.59	2358.81	LT	Y
473.7070 PRUDENTIAL JEN NATURAL RE A - 74441K107 - MINOR = 60							
SOLD		10/30/2013	24585.39				
ACQ	473.7070	05/14/2013	24585.39	21800.00	2785.39	ST	Y
320.0000 REPSOL YPF SA - 76026T205 - MINOR = 44							
SOLD		10/30/2013	8540.65				
ACQ	100.0000	09/17/2012	2668.95	2166.04	502.91	LT	Y
	20.0000	07/22/2011	533.79	675.41	-141.62	LT	Y
	200.0000	04/21/2011	5337.91	6871.78	-1533.87	LT	Y

ACCT 300W CH302572  
FROM 10/04/2013  
TO 12/31/2013

CHEVY CHASE TRUST COMPANY  
STATEMENT OF CAPITAL GAINS AND LOSSES  
AWA FAMILY FOUNDATION

PAGE 54

RUN 03/08/2014  
11:10:52 AM

TRUST YEAR ENDING 12/31/2013

TAX PREPARER: 1  
TRUST ADMINISTRATOR: 44  
INVESTMENT OFFICER: 14

LEGEND: F - FEDERAL S - STATE I - INHERITED  
E - EXEMPT FROM STATE U - ACQ COST UNKNOWN

PROPERTY DESCRIPTION	SHARES	DATE	SALES PRICE	COST BASIS	GAIN/LOSS	TERM	NC
8315.2020 PENNSYLVANIA MUTUAL FUND-IN - 780905840 - MINOR = 59							
SOLD		10/30/2013	121984.03				
ACQ	14.7470	12/09/2009	216.34	145.95	70.39	LT	Y
	23.3350	12/09/2008	342.32	230.95	111.37	LT	Y
	262.1900	12/09/2008	3846.33	2594.94	1251.39	LT	Y
	267.2740	12/08/2011	3920.91	2645.26	1275.65	LT	Y
	5686.6890	09/16/2008	83423.73	56282.23	27141.50	LT	Y
	1430.6150	05/13/2009	20987.12	14159.07	6828.05	LT	Y
	57.4150	12/09/2010	842.28	568.25	274.03	LT	Y
	13.6550	12/08/2011	200.32	135.15	65.17	LT	Y
	.5240	12/09/2008	7.69	5.19	2.50	LT	Y
	23.9090	12/06/2012	350.75	266.82	83.93	ST	Y
	79.5800	12/06/2012	1167.44	888.11	279.33	ST	Y
	426.8130	12/06/2012	6261.35	4763.23	1498.12	ST	Y
	28.4560	12/28/2012	417.45	320.70	96.75	ST	Y
140.0000 SABMILLER PLC SPONS ADR - 78572M105 - MINOR = 44							
SOLD		10/30/2013	7303.67				
ACQ	50.0000	04/25/2008	2608.45	1214.32	1394.13	LT	Y
	90.0000	12/31/2007	4695.22	2571.79	2123.43	LT	Y
280.0000 SGS SOC GEN SURVEILLNCE UNSPONS ADR - 818800104 - MINOR = 44							
SOLD		10/30/2013	6568.68				
ACQ	280.0000	12/31/2007	6568.68	3366.96	3201.72	LT	Y
80.0000 SHIRE PLC SPONS ADR - 82481R106 - MINOR = 44							
SOLD		10/30/2013	10642.21				
ACQ	20.0000	02/27/2013	2660.55	1917.64	742.91	ST	Y
	60.0000	03/19/2012	7981.66	6225.30	1756.36	LT	Y
35.0000 STERICYCLE INC - 858912108 - MINOR = 43							
SOLD		10/30/2013	4052.57				
ACQ	35.0000	04/15/2010	4052.57	1960.78	2091.79	LT	Y
130.0000 TENCENT HLDGS LTD UNSPONS ADR - 88032Q109 - MINOR = 44							
SOLD		10/30/2013	7138.17				
ACQ	90.0000	09/27/2010	4941.81	1965.31	2976.50	LT	Y
	40.0000	10/21/2010	2196.36	966.00	1230.36	LT	Y
60.0000 TOYOTA MOTOR CORP - 892331307 - MINOR = 44							
SOLD		10/30/2013	7806.47				
ACQ	40.0000	04/05/2013	5204.31	4223.82	980.49	ST	Y
	10.0000	04/11/2013	1301.08	1126.77	174.31	ST	Y
	10.0000	05/08/2013	1301.08	1172.33	128.75	ST	Y
756.0000 VANGUARD HIGH DVD YIELD ETP - 921946406 - MINOR = 63							
SOLD		10/30/2013	45790.20				
ACQ	4.7596	10/01/2012	288.28	241.33	46.95	LT	Y
	11.3286	04/01/2013	686.16	620.46	65.70	ST	Y
	12.7340	07/01/2013	771.29	724.89	46.40	ST	Y
	13.2724	09/30/2013	803.90	761.60	42.30	ST	Y
	713.9054	10/31/2012	43240.57	35726.79	7513.78	ST	Y
87.0000 ASML HOLDING N.V. ADR - N07059210 - MINOR = 44							
SOLD		10/30/2013	8219.61				
ACQ	87.0000	12/17/2008	8219.61	1610.53	6609.08	LT	Y
350.0000 QIAGEN NV - N72482107 - MINOR = 44							
SOLD		10/30/2013	7823.87				
ACQ	51.0000	10/21/2010	1140.05	977.30	162.75	LT	Y
	36.0000	10/20/2010	804.74	692.34	112.40	LT	Y
	23.0000	10/22/2010	514.14	451.03	63.11	LT	Y
	40.0000	12/31/2007	894.16	850.65	43.51	LT	Y
	200.0000	12/31/2007	4470.78	4253.26	217.52	LT	Y
100.0000 PERRIGO CO - 714290103 - MINOR = 43							
SOLD		12/20/2013	15221.51				
ACQ	100.0000	08/12/2010	15221.51	11090.66	4130.85	LT	Y
500.0000 CISCO SYSTEMS INC - 17275R102							
SOLD		12/24/2013	10804.86				
ACQ	500.0000	10/30/2013	10804.86	11434.50	-629.64	ST	
100.0000 ISHARES CORE S&P SMALL-CAP ETP - 464287804 - MINOR = 63							
SOLD		12/24/2013	10905.82				
ACQ	100.0000	10/30/2013	10905.82	10482.99	422.83	ST	
500.0000 JPMORGAN ALERIAN MLP INDEX FUND - 46625H365 - MINOR = 63							
SOLD		12/24/2013	22657.10				
ACQ	22.9497	12/10/2012	1039.95	893.69	146.26	LT	Y
	43.4636	10/31/2012	1969.52	1762.41	207.11	LT	Y
	433.5867	10/31/2012	19647.63	17581.59	2066.04	LT	Y
8746 8920 PIMCO TOTAL RETURN FUND-INST - 693390700 - MINOR = 66							
SOLD		12/24/2013	93329.35				
ACQ	233.7760	12/10/2008	2494.39	2472.27	22.12	LT	Y
	61.4550	11/28/2008	655.72	649.91	5.81	LT	Y
	410.4220	12/10/2008	4379.20	4340.37	38.83	LT	Y
	467.6860	12/08/2010	4990.21	4945.96	44.25	LT	Y
	35.2980	08/31/2011	376.63	373.29	3.34	LT	Y
	34.3420	09/30/2010	366.43	363.18	3.25	LT	Y
	37.6090	10/29/2010	401.29	397.73	3.56	LT	Y
	58.8290	09/30/2008	627.71	622.14	5.57	LT	Y
	80.2920	02/27/2009	856.72	849.12	7.60	LT	Y
	69.5690	10/31/2008	742.30	735.72	6.58	LT	Y
	42.0750	02/26/2010	448.94	444.96	3.98	LT	Y
	62.1470	06/30/2008	663.11	657.23	5.88	LT	Y
	39.3980	11/30/2010	420.38	416.65	3.73	LT	Y
	77.4750	03/31/2009	826.66	819.33	7.33	LT	Y
	57.0720	01/31/2008	608.96	603.56	5.40	LT	Y
	36.8430	07/30/2010	393.11	389.63	3.48	LT	Y

ACCT 300W CH302572  
FROM 10/04/2013  
TO 12/31/2013

CHEVY CHASE TRUST COMPANY  
STATEMENT OF CAPITAL GAINS AND LOSSES  
AWA FAMILY FOUNDATION

PAGE 55

RUN 03/08/2014  
11:10:52 AM

TRUST YEAR ENDING 12/31/2013

TAX PREPARER: 1  
TRUST ADMINISTRATOR: 44  
INVESTMENT OFFICER: 14

LEGEND: F - FEDERAL S - STATE I - INHERITED  
E - EXEMPT FROM STATE U - ACQ COST UNKNOWN

PROPERTY DESCRIPTION	SHARES	DATE	SALES PRICE	COST BASIS	GAIN/LOSS	TERM	NC
	45.7580	06/30/2010	488.24	483.91	4.33	LT	Y
	84.3210	06/30/2009	899.71	891.73	7.98	LT	Y
	80.6190	05/29/2009	860.20	852.58	7.62	LT	Y
	60.3030	04/30/2008	643.43	637.73	5.70	LT	Y
	45.1490	04/30/2010	481.74	477.47	4.27	LT	Y
	75.2480	12/28/2011	802.90	795.78	7.12	LT	Y
	61.7270	07/31/2008	658.63	652.79	5.84	LT	Y
	41.0470	04/29/2011	437.97	434.09	3.88	LT	Y
	39.6040	03/30/2012	422.57	418.83	3.74	LT	Y
	39.5170	02/28/2011	421.65	417.91	3.74	LT	Y
	33.9210	10/31/2011	361.94	358.73	3.21	LT	Y
	41.2890	05/31/2011	440.55	436.65	3.90	LT	Y
	58.5270	11/30/2009	624.48	618.95	5.53	LT	Y
	41.1320	03/31/2011	438.88	434.99	3.89	LT	Y
	37.2730	12/31/2007	397.70	394.18	3.52	LT	Y
	38.1410	01/31/2011	406.96	403.36	3.60	LT	Y
	37.3060	11/30/2011	398.06	394.53	3.53	LT	Y
	33.5350	08/31/2010	357.82	354.65	3.17	LT	Y
	30.9190	08/30/2013	329.91	329.29	0.62	ST	Y
	23.1810	06/28/2013	247.34	249.43	-2.09	ST	Y
	28.6330	07/31/2013	305.51	308.95	-3.44	ST	Y
	23.6970	09/30/2013	252.85	256.40	-3.55	ST	Y
	32.7620	05/31/2013	349.57	362.68	-13.11	ST	Y
	22.8070	01/31/2013	243.35	255.21	-11.86	ST	Y
	36.3400	04/30/2012	387.75	407.74	-19.99	LT	Y
	25.6280	02/28/2013	273.45	287.80	-14.35	ST	Y
	32.7860	03/28/2013	349.83	368.51	-18.68	ST	Y
	135.4560	12/27/2012	1445.32	1522.52	-77.20	ST	Y
	29.7940	12/31/2012	317.90	334.89	-16.99	ST	Y
	40.2280	05/31/2012	429.23	453.77	-24.54	LT	Y
	35.9350	06/29/2012	383.43	406.07	-22.64	LT	Y
	38.5370	04/30/2013	411.19	437.01	-25.82	ST	Y
	177.4010	12/12/2012	1892.87	2015.27	-122.40	LT	Y
	130.2110	12/12/2012	1389.35	1479.20	-89.85	LT	Y
	28.7700	07/31/2012	306.98	329.99	-23.01	LT	Y
	30.9910	08/31/2012	330.67	356.40	-25.73	LT	Y
	24.9440	09/28/2012	266.15	288.85	-22.70	LT	Y
	36.6400	10/31/2012	390.95	424.66	-33.71	LT	Y
	37.5720	11/30/2012	400.89	436.59	-35.70	LT	Y
	5044.9550	12/13/2007	53829.67	53352.30	477.37	LT	Y
1404.7840 PIMCO INVESTMENT GRD CORP - IN - 722005816 - MINOR = 66							
SOLD		12/24/2013	14384.99				
ACQ	4.1880	08/30/2013	42.89	43.76	-0.87	ST	Y
	4.1040	06/28/2013	42.02	43.34	-1.32	ST	Y
	3.6910	09/30/2013	37.80	38.98	-1.18	ST	Y
	3.9740	07/31/2013	40.69	42.05	-1.36	ST	Y
	4.8490	05/31/2013	49.65	53.39	-3.74	ST	Y
	4.5480	01/31/2013	46.57	50.39	-3.82	ST	Y
	4.6570	12/31/2012	47.69	51.79	-4.10	ST	Y
	4.5790	02/28/2013	46.89	51.01	-4.12	ST	Y
	6.8420	12/27/2012	70.06	76.22	-6.16	ST	Y
	4.6800	03/28/2013	47.92	52.14	-4.22	ST	Y
	12.8720	12/12/2012	131.81	143.78	-11.97	LT	Y
	14.2620	12/12/2012	146.04	159.31	-13.27	LT	Y
	4.4390	04/30/2013	45.46	50.34	-4.88	ST	Y
	1322.1540	10/31/2012	13538.86	15000.00	-1461.14	LT	Y
	4.9450	11/30/2012	50.64	56.32	-5.68	LT	Y
50.0000 SIGMA ALDRICH CORP - 826552101 - MINOR = 43							
SOLD		12/24/2013	4586.92				
ACQ	50.0000	10/30/2013	4586.92	4376.00	210.92	ST	
500.0000 VANGUARD HIGH DVD YIELD ETF - 921946406 - MINOR = 63							
SOLD		12/24/2013	30799.52				
ACQ	4.8494	12/29/2011	298.72	219.53	79.19	LT	Y
	4.5715	07/02/2012	281.60	219.88	61.72	LT	Y
	3.9953	04/02/2012	246.11	193.61	52.50	LT	Y
	17.1275	12/28/2012	1055.04	837.19	217.85	ST	Y
	384.0946	10/31/2012	23659.85	19221.69	4438.16	LT	Y
	85.3617	09/01/2011	5258.20	3635.76	1622.44	LT	Y
150.0000 VERISK ANALYTICS INC CL A - 92345Y106 - MINOR = 43							
SOLD		12/24/2013	9896.82				
ACQ	75.0000	08/22/2011	4948.41	2421.58	2526.83	LT	Y
	75.0000	10/30/2013	4948.41	5144.25	-195.84	ST	
TOTALS			1190542.49	1020014.74			

SUMMARY OF CAPITAL GAINS/LOSSES

FEDERAL	SHORT TERM	LONG TERM 28%	LONG TERM	ST WASH SALE	LT WASH SALE	1250 GAIN
NONCOVERED FROM ABOVE	21254.68	0.00	146693.92	0.00	0.00	0.00*
COVERED FROM ABOVE	-191.73	0.00	0.00	0.00	0.00	
COMMON TRUST FUND	0.00	0.00	0.00			0.00
CAPITAL GAIN DIV/DIST	246.71	0.00	1580.55			0.00
	21309.66	0.00	148274.47	0.00	0.00	0.00

ACCT 300W CH302572  
FROM 01/01/2014  
TO 06/30/2014

CHEVY CHASE TRUST COMPANY  
STATEMENT OF CAPITAL GAINS AND LOSSES  
AWA FAMILY FOUNDATION

TRUST YEAR ENDING 12/31/2014

PAGE 31

RUN 07/09/2014  
02:03:04 PM

TAX PREPARER: 1  
TRUST ADMINISTRATOR: 44  
INVESTMENT OFFICER: 14

LEGEND: F - FEDERAL S - STATE I - INHERITED  
E - EXEMPT FROM STATE U - ACQ COST UNKNOWN

PROPERTY DESCRIPTION	SHARES	DATE	SALES PRICE	COST BASIS	GAIN/LOSS	TERM	NC
25.0000 BERKSHIRE HATHAWAY INC-CL B - 084670702 - MINOR = 43							
SOLD		02/05/2014	2718.20				
ACQ	25.0000	10/30/2013	2718.20	2936.50	-218.30	ST	
150.0000 BHP BILLITON LTD ADR - 088606108 - MINOR = 44							
SOLD		02/05/2014	9539.08				
ACQ	150.0000	10/30/2013	9539.08	10756.06	-1216.98	ST	
25.0000 CHEVRONTXACO CORP - 166764100 - MINOR = 31000							
SOLD		02/05/2014	2731.20				
ACQ	25.0000	10/30/2013	2731.20	3026.25	-295.05	ST	
25.0000 COLGATE-PALMOLIVE - 194162103 - MINOR = 31001							
SOLD		02/05/2014	1508.22				
ACQ	25.0000	10/30/2013	1508.22	1642.25	-134.03	ST	
25.0000 DANAHER CORP - 235851102 - MINOR = 43							
SOLD		02/05/2014	1810.21				
ACQ	25.0000	10/30/2013	1810.21	1815.75	-5.54	ST	
25.0000 DIAGEO PLC - 25243Q205 - MINOR = 44							
SOLD		02/05/2014	2917.94				
ACQ	25.0000	10/30/2013	2917.94	3247.00	-329.06	ST	
25.0000 EXXON MOBIL CORP - 30231G102 - MINOR = 31001							
SOLD		02/05/2014	2240.46				
ACQ	25.0000	12/24/2013	2240.46	2483.00	-242.54	ST	
50.0000 FRANCO-NEVADA CORP - 351858105 - MINOR = 44							
SOLD		02/05/2014	2459.95				
ACQ	50.0000	10/30/2013	2459.95	2298.08	161.87	ST	
25.0000 IBM CORPORATION - 459200101 - MINOR = 31001							
SOLD		02/05/2014	4366.67				
ACQ	25.0000	10/30/2013	4366.67	4546.50	-179.83	ST	
50.0000 JOHNSON & JOHNSON - 478160104 - MINOR = 43							
SOLD		02/05/2014	4353.92				
ACQ	50.0000	10/30/2013	4353.92	4636.50	-282.58	ST	
50.0000 MCDONALDS CORP - 580135101 - MINOR = 43							
SOLD		02/05/2014	4676.41				
ACQ	50.0000	10/30/2013	4676.41	4809.90	-133.49	ST	
25.0000 MONSANTO CO NEW - 61166W101 - MINOR = 43							
SOLD		02/05/2014	2670.95				
ACQ	25.0000	10/30/2013	2670.95	2665.25	5.70	ST	
25.0000 NATIONAL-OILWELL INC COMMON - 637071101 - MINOR = 43							
SOLD		02/05/2014	1829.71				
ACQ	25.0000	10/30/2013	1829.71	2056.25	-226.54	ST	
50.0000 NESTLE SA SPONS ADR - 641069406 - MINOR = 44							
SOLD		02/05/2014	3605.43				
ACQ	50.0000	10/30/2013	3605.43	3658.50	-53.07	ST	
25.0000 NEXTERA ENERGY INC - 65339F101 - MINOR = 43							
SOLD		02/05/2014	2231.71				
ACQ	25.0000	10/30/2013	2231.71	2160.25	71.46	ST	
25.0000 PROCTER & GAMBLE COMPANY - 742718109							
SOLD		02/05/2014	1909.21				
ACQ	25.0000	10/30/2013	1909.21	2049.25	-140.04	ST	
150.0000 QUALCOMM INC - 747525103 - MINOR = 31000							
SOLD		02/05/2014	10841.92				
ACQ	60.0000	01/29/2010	4336.77	2331.75	2005.02	LT	Y
	50.0000	04/29/2010	3613.97	1959.98	1653.99	LT	Y
	40.0000	10/30/2013	2891.18	2763.60	127.58	ST	
25.0000 SPDR S&P BIOTECH ETF - 78464A870 - MINOR = 43							
SOLD		02/05/2014	3549.93				
ACQ	25.0000	10/30/2013	3549.93	3065.75	484.18	ST	
50.0000 SCHWAB CHARLES CORP NEW - 808513105 - MINOR = 43							
SOLD		02/05/2014	1193.47				
ACQ	50.0000	10/30/2013	1193.47	1156.95	36.52	ST	
25.0000 3M CO - 88579Y101							
SOLD		02/05/2014	3187.69				
ACQ	25.0000	10/30/2013	3187.69	3145.69	42.00	ST	
100.0000 US BANCORP - 902973304 - MINOR = 31001							
SOLD		02/05/2014	3897.03				
ACQ	100.0000	10/30/2013	3897.03	3790.99	106.04	ST	
50.0000 V F CORP - 918204108 - MINOR = 43							
SOLD		02/05/2014	2805.45				
ACQ	50.0000	10/30/2013	2805.45	2702.63	102.82	ST	
25.0000 VALMONT INDUSTRIES - 920253101 - MINOR = 43							
SOLD		02/05/2014	3564.43				
ACQ	25.0000	10/30/2013	3564.43	3462.00	102.43	ST	
50.0000 VANGUARD HIGH DVD YIELD ETF - 921946406 - MINOR = 63							
SOLD		02/05/2014	2929.94				
ACQ	50.0000	09/01/2011	2929.94	2129.62	800.32	LT	Y
500.0000 PIMCO ENHANCED SHORT MATURITY ETF - 72201R833 - MINOR = 68							
SOLD		03/05/2014	50660.81				
ACQ	500.0000	12/24/2013	50660.81	50677.85	-17.04	ST	
5000.0000 PIMCO TOTAL RETURN FUND-INST - 693390700 - MINOR = 66							
SOLD		03/18/2014	54250.00				
ACQ	31.9520	02/29/2012	346.68	337.90	8.78	LT	Y
	34.1240	01/31/2012	370.25	360.87	9.38	LT	Y
	44.0830	03/31/2010	478.30	466.19	12.11	LT	Y
	46.0110	12/31/2010	499.22	486.58	12.64	LT	Y
	34.4860	09/30/2011	374.17	364.70	9.47	LT	Y
	54.9790	03/31/2008	596.52	581.42	15.10	LT	Y
	42.7070	01/29/2010	463.37	451.64	11.73	LT	Y
	38.6570	12/09/2009	419.43	408.81	10.62	LT	Y

ACCT 300W CH302572  
FROM 01/01/2014  
TO 06/30/2014

CHEVY CHASE TRUST COMPANY  
STATEMENT OF CAPITAL GAINS AND LOSSES  
AWA FAMILY FOUNDATION

TRUST YEAR ENDING 12/31/2014

PAGE 32

RUN 07/09/2014  
02:03:04 PM

TAX PREPARER: 1  
TRUST ADMINISTRATOR: 44  
INVESTMENT OFFICER: 14

LEGEND: F - FEDERAL S - STATE I - INHERITED  
E - EXEMPT FROM STATE U - ACQ COST UNKNOWN

PROPERTY DESCRIPTION	SHARES	DATE	SALES PRICE	COST BASIS	GAIN/LOSS	TERM	NC
	63.2520	05/30/2008	686.28	668.91	17.37	LT	Y
	56.5070	12/31/2009	613.10	597.58	15.52	LT	Y
	39.8030	06/30/2011	431.86	420.93	10.93	LT	Y
	72.8790	10/30/2009	790.74	770.72	20.02	LT	Y
	84.7150	08/31/2009	919.16	895.89	23.27	LT	Y
	87.4600	07/31/2009	948.94	924.92	24.02	LT	Y
	67.9580	12/31/2008	737.34	718.68	18.66	LT	Y
	41.4700	05/28/2010	449.95	438.56	11.39	LT	Y
	63.5780	02/29/2008	689.82	672.36	17.46	LT	Y
	63.2650	08/29/2008	686.43	669.05	17.38	LT	Y
	37.2810	07/29/2011	404.50	394.26	10.24	LT	Y
	213.8480	12/08/2010	2320.25	2261.52	58.73	LT	Y
	74.4220	01/30/2009	807.48	787.04	20.44	LT	Y
	76.9070	04/30/2009	834.44	813.32	21.12	LT	Y
	79.4790	09/30/2009	862.35	840.52	21.83	LT	Y
	36.7240	12/30/2011	398.46	388.37	10.09	LT	Y
	1923.0770	05/13/2009	20865.39	20337.26	528.13	LT	Y
	138.9700	12/09/2009	1507.82	1469.66	38.16	LT	Y
	973.7100	01/06/2009	10564.75	10297.35	267.40	LT	Y
	477.6960	12/13/2007	5183.00	5051.82	131.18	LT	Y
3340.9140 PIMCO ALL ASSET FUND-INST - 722005626 - MINOR = 66							
SOLD		03/18/2014	40792.56				
ACQ	22.8540	06/20/2013	279.05	273.11	5.94	ST	Y
	27.1760	09/19/2013	331.82	334.26	-2.44	ST	Y
	28.4180	03/21/2013	346.98	356.65	-9.67	ST	Y
	20.0910	12/31/2012	245.31	252.74	-7.43	LT	Y
	91.8630	12/27/2012	1121.65	1162.07	-40.42	LT	Y
	3150.5120	10/31/2012	38467.75	40000.00	-1532.25	LT	Y
500.0000 PIMCO ENHANCED SHORT MATURITY ETF - 72201R833 - MINOR = 68							
SOLD		03/18/2014	50683.92				
ACQ	500.0000	12/24/2013	50683.92	50677.85	6.07	ST	
25.0000 GOOGLE INC CLASS C - 38259P706 - MINOR = 43							
SOLD		04/08/2014	13750.41				
ACQ	6.0000	10/06/2008	3300.10	1085.55	2214.55	LT	Y
	19.0000	10/30/2013	10450.31	9797.80	652.51	ST	
1500.0000 RIDGEWORTH SEIX FLOATING-I - 76628T678 - MINOR = 66							
SOLD		04/24/2014	13530.00				
ACQ	1500.0000	12/24/2013	13530.00	13575.00	-45.00	ST	
25.0000 BERKSHIRE HATHAWAY INC-CL B - 084670702 - MINOR = 43							
SOLD		04/29/2014	3204.68				
ACQ	25.0000	10/30/2013	3204.68	2936.50	268.18	ST	
175.0000 ILLINOIS TOOL WORKS - 452308109 - MINOR = 43							
SOLD		04/29/2014	14820.44				
ACQ	175.0000	10/30/2013	14820.44	13875.73	944.71	ST	
50.0000 JOHNSON CONTROLS - 478366107 - MINOR = 43							
SOLD		04/29/2014	2205.45				
ACQ	50.0000	10/30/2013	2205.45	2314.96	-109.51	ST	
25.0000 MCDONALDS CORP - 580135101 - MINOR = 43							
SOLD		04/29/2014	2528.44				
ACQ	25.0000	10/30/2013	2528.44	2404.95	123.49	ST	
25.0000 MONSANTO CO NEW - 61166W101 - MINOR = 43							
SOLD		04/29/2014	2770.44				
ACQ	25.0000	10/30/2013	2770.44	2665.25	105.19	ST	
450.0000 VANGUARD HIGH DVD YIELD ETF - 921946406 - MINOR = 63							
SOLD		04/29/2014	28940.39				
ACQ	4.3617	10/03/2011	280.51	175.91	104.60	LT	Y
	445.6383	09/01/2011	28659.88	18980.81	9679.07	LT	Y
150.0000 BANCO LATINOAMERICANO DE COMERCIO - P16994132 - MINOR = 44							
SOLD		04/29/2014	3824.91				
ACQ	150.0000	10/30/2013	3824.91	3955.40	-130.49	ST	
25.0000 BERKSHIRE HATHAWAY INC-CL B - 084670702 - MINOR = 43							
SOLD		05/21/2014	3169.67				
ACQ	25.0000	10/30/2013	3169.67	2936.50	233.17	ST	
125.0000 DIAGEO PLC - 25243Q205 - MINOR = 44							
SOLD		05/21/2014	16049.65				
ACQ	30.0000	08/27/2009	3851.92	1866.79	1985.13	LT	Y
	17.0000	12/31/2007	2182.75	1467.08	715.67	LT	Y
	13.0000	12/31/2007	1669.16	1122.06	547.10	LT	Y
	65.0000	10/30/2013	8345.82	8442.19	-96.37	ST	
3855.0490 DRIEHAUS ACTIVE INCOME FUND - 262028855 - MINOR = 64							
SOLD		05/21/2014	41480.34				
ACQ	3777.1480	10/31/2012	40642.12	40000.00	642.12	LT	Y
	19.5560	12/19/2012	210.42	208.08	2.34	LT	Y
	17.6930	09/18/2013	190.38	189.32	1.06	ST	Y
	26.4190	06/19/2013	284.27	283.48	0.79	ST	Y
	14.2330	03/20/2013	153.15	152.86	0.29	LT	Y
3485.1080 JPMORGAN STR INCOME OPP-SEL - 4812A4351 - MINOR = 64							
SOLD		05/21/2014	41507.64				
ACQ	3396.7710	10/31/2012	40455.55	40000.00	455.55	LT	Y
	9.5150	11/30/2012	113.32	112.09	1.23	LT	Y
	7.0440	08/30/2013	83.89	83.33	0.56	ST	Y
	11.8090	12/31/2012	140.65	139.70	0.95	LT	Y
	6.1710	09/30/2013	73.50	73.06	0.44	ST	Y
	5.8360	06/28/2013	69.51	69.16	0.35	ST	Y
	.9500	12/13/2012	11.31	11.27	0.04	LT	Y
	7.8800	07/31/2013	93.85	93.53	0.32	ST	Y
	8.3410	02/28/2013	99.34	99.34	0.00	LT	Y

ACCT 300W CH302572  
FROM 01/01/2014  
TO 06/30/2014

CHEVY CHASE TRUST COMPANY  
STATEMENT OF CAPITAL GAINS AND LOSSES  
ANA FAMILY FOUNDATION

PAGE 33

RUN 07/09/2014  
02.03:04 PM

TRUST YEAR ENDING 12/31/2014

TAX PREPARER: 1  
TRUST ADMINISTRATOR: 44  
INVESTMENT OFFICER: 14

LEGEND: F - FEDERAL S - STATE I - INHERITED  
E - EXEMPT FROM STATE U - ACQ COST UNKNOWN

PROPERTY DESCRIPTION	SHARES	DATE	SALES PRICE	COST BASIS	GAIN/LOSS	TERM	NC
	6.3100	01/31/2013	75.15	75.22	-0.07	LT	Y
	8.0590	03/28/2013	95.98	96.14	-0.16	LT	Y
	8.0840	05/31/2013	96.28	96.60	-0.32	ST	Y
	8.3380	04/30/2013	99.31	99.81	-0.50	LT	Y
2331.3240 LOOMIS SAYLES GBLB BOND-INST - 543495782 - MINOR = 64							
SOLD		05/21/2014	38863.22				
ACQ	1.3430	07/27/2010	22.39	21.39	1.00	LT	Y
	2.1170	06/23/2009	35.29	33.72	1.57	LT	Y
	2.4810	04/28/2009	41.36	39.52	1.84	LT	Y
	4.9210	01/23/2012	82.03	78.39	3.64	LT	Y
	7.2650	11/22/2011	121.11	115.73	5.38	LT	Y
	6.9260	09/22/2009	115.46	110.33	5.13	LT	Y
	6.9410	01/27/2009	115.71	110.57	5.14	LT	Y
	9.6070	05/27/2008	160.15	153.04	7.11	LT	Y
	6.4620	03/23/2010	107.72	102.94	4.78	LT	Y
	9.2360	04/28/2008	153.96	147.13	6.83	LT	Y
	9.6760	03/25/2008	161.30	154.14	7.16	LT	Y
	6.0690	06/21/2011	101.17	96.68	4.49	LT	Y
	6.3100	09/21/2010	105.19	100.52	4.67	LT	Y
	22.1220	12/09/2010	368.77	352.41	16.36	LT	Y
	6.2070	08/23/2011	103.47	98.88	4.59	LT	Y
	7.8460	07/28/2009	130.79	124.99	5.80	LT	Y
	91.3490	12/12/2008	1522.79	1455.23	67.56	LT	Y
	8.5980	02/26/2008	143.33	136.97	6.36	LT	Y
	6.2980	01/25/2011	104.99	100.33	4.66	LT	Y
	6.7870	01/26/2010	113.14	108.12	5.02	LT	Y
	1747.9830	12/13/2007	29138.88	27846.22	1292.66	LT	Y
	6.0720	04/23/2012	101.22	96.73	4.49	LT	Y
	6.7970	10/25/2011	113.31	108.28	5.03	LT	Y
	10.3110	08/26/2008	171.88	164.26	7.62	LT	Y
	28.0530	12/14/2011	467.64	446.90	20.74	LT	Y
	5.4160	02/24/2009	90.28	86.28	4.00	LT	Y
	3.5730	08/25/2009	59.56	56.92	2.64	LT	Y
	13.2550	12/11/2009	220.96	211.16	9.80	LT	Y
	12.3360	10/28/2008	205.64	196.52	9.12	LT	Y
	26.2080	12/14/2007	436.89	417.51	19.38	LT	Y
	12.7760	11/25/2008	212.98	203.53	9.45	LT	Y
	6.8930	03/22/2011	114.91	109.81	5.10	LT	Y
	10.7020	07/29/2008	178.40	170.49	7.91	LT	Y
	6.5270	09/20/2011	108.81	103.98	4.83	LT	Y
	6.5000	02/22/2011	108.35	103.55	4.80	LT	Y
	10.1740	06/24/2008	169.60	162.08	7.52	LT	Y
	4.6840	03/24/2009	78.08	74.62	3.46	LT	Y
	10.9950	09/23/2008	183.29	175.16	8.13	LT	Y
	6.4830	04/27/2010	108.07	103.28	4.79	LT	Y
	6.3700	05/24/2011	106.19	101.48	4.71	LT	Y
	6.6600	11/24/2009	111.02	106.10	4.92	LT	Y
	6.6920	02/23/2010	111.56	106.61	4.95	LT	Y
	7.1270	01/29/2008	118.81	113.54	5.27	LT	Y
	6.7510	05/26/2010	112.54	107.55	4.99	LT	Y
	6.2350	10/26/2010	103.94	99.33	4.61	LT	Y
	7.1640	10/27/2009	119.42	114.13	5.29	LT	Y
	6.4120	04/26/2011	106.89	102.15	4.74	LT	Y
	4.0330	06/22/2010	67.23	64.25	2.98	LT	Y
	5.8320	03/23/2012	97.22	92.91	4.31	LT	Y
	5.8960	07/26/2011	98.29	93.93	4.36	LT	Y
	6.4220	02/22/2012	107.05	102.31	4.74	LT	Y
	5.9050	11/23/2010	98.45	94.09	4.36	LT	Y
	4.5740	05/27/2009	76.25	72.87	3.38	LT	Y
	.9350	08/24/2010	15.59	14.90	0.69	LT	Y
	4.3570	06/25/2013	72.63	70.76	1.87	ST	Y
	5.0720	08/27/2013	84.55	82.88	1.67	ST	Y
	4.8160	07/26/2013	80.28	79.47	0.81	ST	Y
	4.6530	09/25/2013	77.57	77.01	0.56	ST	Y
	5.5270	05/23/2012	92.14	92.08	0.06	LT	Y
	5.0880	06/22/2012	84.82	84.86	-0.04	LT	Y
	5.1500	05/28/2013	85.85	86.06	-0.21	ST	Y
	4.3790	07/23/2012	73.00	73.96	-0.96	LT	Y
	4.8020	03/26/2013	80.05	81.58	-1.53	LT	Y
	4.6620	02/25/2013	77.72	79.35	-1.63	LT	Y
	4.5380	08/23/2012	75.65	77.28	-1.63	LT	Y
	4.5570	04/25/2013	75.97	77.83	-1.86	LT	Y
	4.2000	01/28/2013	70.01	72.11	-2.10	LT	Y
	4.5600	11/20/2012	76.02	78.57	-2.55	LT	Y
	7.0280	12/17/2012	117.16	121.86	-4.70	LT	Y
	1.6890	09/21/2012	28.16	29.29	-1.13	LT	Y
	4.9380	10/22/2012	82.32	85.67	-3.35	LT	Y
100.0000 MICROSOFT CORP - 594918104 - MINOR = 31001							
SOLD		05/21/2014	4006.41				
ACQ	100.0000	10/30/2013	4006.41	3567.79	438.62	ST	
25.0000 MONSANTO CO NEW - 61166W101 - MINOR = 43							
SOLD		05/21/2014	2910.43				
ACQ	25.0000	10/30/2013	2910.43	2665.25	245.18	ST	

ACCT 300W CH302572  
FROM 01/01/2014  
TO 06/30/2014

CHEVY CHASE TRUST COMPANY  
STATEMENT OF CAPITAL GAINS AND LOSSES  
AWA FAMILY FOUNDATION

PAGE 34

RUN 07/09/2014  
02:03:04 PM

TRUST YEAR ENDING 12/31/2014

TAX PREPARER: 1  
TRUST ADMINISTRATOR: 44  
INVESTMENT OFFICER: 14

LEGEND: F - FEDERAL S - STATE I - INHERITED  
R - EXEMPT FROM STATE U - ACQ COST UNKNOWN

PROPERTY DESCRIPTION	SHARES	DATE	SALES PRICE	COST BASIS	GAIN/LOSS	TERM	NC
1000.0000 TEMPLETON GLOBAL BOND FUND-AD - 880208400 - MINOR = 64							
SOLD		05/21/2014	13200.00				
ACQ	1000.0000	12/24/2013	13200.00	13020.00	180.00	ST	
.7500 NOW INC/DE - 67011P100 - MINOR = 43							
SOLD		06/12/2014	24.80				
ACQ	.7500	10/30/2013	24.80	24.20	0.60	ST	
TOTALS			526713.74	503885.40			

SUMMARY OF CAPITAL GAINS/LOSSES

FEDERAL	SHORT TERM	LONG TERM 28%	LONG TERM	ST WASH SALE	LT WASH SALE	1250 GAIN
NONCOVERED FROM ABOVE	1.73	0.00	22243.75	0.00	0.00	0.00*
COVERED FROM ABOVE	582.86	0.00	0.00	0.00	0.00	
COMMON TRUST FUND	0.00	0.00	0.00			0.00
CAPITAL GAIN DIV/DIST	0.00	0.00	53.07			0.00
	584.59	0.00	22296.82	0.00	0.00	0.00
STATE						
NONCOVERED FROM ABOVE	1.73	0.00	22243.75	0.00	0.00	0.00*
COVERED FROM ABOVE	582.86	0.00	0.00	0.00	0.00	
COMMON TRUST FUND	0.00	0.00	0.00			0.00
CAPITAL GAIN DIV/DIST	0.00	0.00	53.07			0.00
	584.59	0.00	22296.82	0.00	0.00	0.00

\* - 1250 GAIN DETAILED ON TRANS PAGES, NOT ABOVE

CAPITAL LOSS CARRYOVER

FEDERAL	0.00	0.00
VIRGINIA	N/A	N/A



# Application for Extension of Time To File an Exempt Organization Return

OMB No 1545-1709

► File a separate application for each return.

► Information about Form 8868 and its instructions is at [www.irs.gov/form8868](http://www.irs.gov/form8868).

- If you are filing for an **Automatic 3-Month Extension**, complete only **Part I** and check this box ☒
- If you are filing for an **Additional (Not Automatic) 3-Month Extension**, complete only **Part II** (on page 2 of this form)

**Do not complete Part II unless** you have already been granted an automatic 3-month extension on a previously filed Form 8868

**Electronic filing (e-file).** You can electronically file Form 8868 if you need a 3-month automatic extension of time to file (6 months for a corporation required to file Form 990-T), or an additional (not automatic) 3-month extension of time. You can electronically file Form 8868 to request an extension of time to file any of the forms listed in Part I or Part II with the exception of Form 8870, Information Return for Transfers Associated With Certain Personal Benefit Contracts, which must be sent to the IRS in paper format (see instructions). For more details on the electronic filing of this form, visit [www.irs.gov/efile](http://www.irs.gov/efile) and click on *e-file for Charities & Nonprofits*

## Part I Automatic 3-Month Extension of Time. Only submit original (no copies needed).

A corporation required to file Form 990-T and requesting an automatic 6-month extension - check this box and complete

Part I only ☐

All other corporations (including 1120-C filers), partnerships, REMICs, and trusts must use Form 7004 to request an extension of time to file income tax returns.

Type or print	Name of exempt organization or other filer, see instructions	Enter filer's identifying number
	<b>AWA FAMILY FOUNDATION</b> <b>C/O MARGARET C. ARUNDEL</b>	Employer identification number (EIN) or <b>54-1607743</b>
File by the due date for filing your return. See instructions	Number, street, and room or suite no. If a P O box, see instructions. <b>5700 MERRY OAKS ROAD</b>	Social security number (SSN)
	City, town or post office, state, and ZIP code. For a foreign address, see instructions. <b>THE PLAINS, VA 20198</b>	

Enter the Return code for the return that this application is for (file a separate application for each return)

**0 4**

Application Is For	Return Code	Application Is For	Return Code
Form 990 or Form 990-EZ	01	Form 990-T (corporation)	07
Form 990-BL	02	Form 1041-A	08
Form 4720 (individual)	03	Form 4720 (other than individual)	09
Form 990-PF	04	Form 5227	10
Form 990-T (sec 401(a) or 408(a) trust)	05	Form 6069	11
Form 990-T (trust other than above)	06	Form 8870	12

**MARGARET C. ARUNDEL**

- The books are in the care of ► **5700 MERRY OAKS ROAD - THE PLAINS, VA 20198**

Telephone No ► **(540) 347-0995**

Fax No. ►

- If the organization does not have an office or place of business in the United States, check this box ☐
- If this is for a Group Return, enter the organization's four digit Group Exemption Number (GEN) ☐. If this is for the whole group, check this box ☐. If it is for part of the group, check this box ☐ and attach a list with the names and EINs of all members the extension is for

- 1** I request an automatic 3-month (6 months for a corporation required to file Form 990-T) extension of time until **FEBRUARY 15, 2015**, to file the exempt organization return for the organization named above. The extension is for the organization's return for
- ☐ calendar year \_\_\_\_\_ or
- ☒ tax year beginning **JUL 1, 2013**, and ending **JUN 30, 2014**

- 2** If the tax year entered in line 1 is for less than 12 months, check reason: ☐ Initial return ☐ Final return ☐ Change in accounting period

<b>3a</b> If this application is for Forms 990-BL, 990-PF, 990-T, 4720, or 6069, enter the tentative tax, less any nonrefundable credits. See instructions	<b>3a</b>	\$	<b>5,640.</b>
<b>b</b> If this application is for Forms 990-PF, 990-T, 4720, or 6069, enter any refundable credits and estimated tax payments made. Include any prior year overpayment allowed as a credit.	<b>3b</b>	\$	<b>1,640.</b>
<b>c</b> <b>Balance due.</b> Subtract line 3b from line 3a. Include your payment with this form, if required, by using EFTPS (Electronic Federal Tax Payment System). See instructions	<b>3c</b>	\$	<b>4,000.</b>

**Caution.** If you are going to make an electronic funds withdrawal (direct debit) with this Form 8868, see Form 8453-EO and Form 8879-EO for payment instructions