



See a Social Security Number? Say Something!
Report Privacy Problems to <https://public.resource.org/privacy>
Or call the IRS Identity Theft Hotline at 1-800-908-4490



Form **990-PF**

Return of Private Foundation

or Section 4947(a)(1) Trust Treated as Private Foundation

Do not enter Social Security numbers on this form as it may be made public.

Information about Form 990-PF and its separate instructions is at www.irs.gov/form990pf

OMB No 1545-0052

2013

Open to Public Inspection

For calendar year 2013 or tax year beginning 07/01, 2013, and ending 06/30, 2014

Name of foundation: **THE SERAPH FOUNDATION INC 6018-01-4/1**

Number and street (or P O box number if mail is not delivered to street address): **GLENMEDE TRUST COMPANY, 1650 MARKET STREET**

Room/suite: **1200**

City or town, state or province, country, and ZIP or foreign postal code: **PHILADELPHIA, PA 19103-7391**

A Employer identification number: 52-2030228

B Telephone number (see instructions): 215-419-6000

C If exemption application is pending, check here

D 1 Foreign organizations, check here
 2 Foreign organizations meeting the 85% test, check here and attach computation

E If private foundation status was terminated under section 507(b)(1)(A), check here

F If the foundation is in a 60-month termination under section 507(b)(1)(B), check here

G Check all that apply: Initial return Initial return of a former public charity
 Final return Amended return
 Address change Name change

H Check type of organization: Section 501(c)(3) exempt private foundation
 Section 4947(a)(1) nonexempt charitable trust Other taxable private foundation

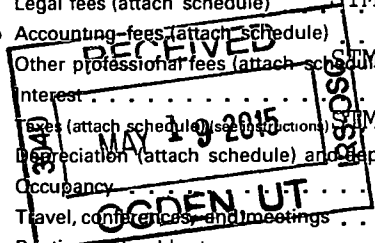
I Fair market value of all assets at end of year (from Part II, col. (c), line 16) ▶ \$ 39,761,389.

J Accounting method: Cash Accrual
 Other (specify) _____
 (Part I, column (d) must be on cash basis.)

Part I Analysis of Revenue and Expenses (The total of amounts in columns (b), (c), and (d) may not necessarily equal the amounts in column (a) (see instructions))		(a) Revenue and expenses per books	(b) Net investment income	(c) Adjusted net income	(d) Disbursements for charitable purposes (cash basis only)
1	Contributions, gifts, grants, etc., received (attach schedule)				
2	Check <input checked="" type="checkbox"/> if the foundation is not required to attach Sch B				
3	Interest on savings and temporary cash investments				
4	Dividends and interest from securities	558,826.	558,826.		STMT 1
5a	Gross rents				
b	Net rental income or (loss)				
6a	Net gain or (loss) from sale of assets not on line 10	1,098,209.			
b	Gross sales price for all assets on line 6a	8,238,133.			
7	Capital gain net income (from Part IV, line 2)		1,098,209.		
8	Net short-term capital gain				
9	Income modifications				
10a	Gross sales less returns and allowances				
b	Less Cost of goods sold				
c	Gross profit or (loss) (attach schedule)				
11	Other income (attach schedule)	-48,889.	87,552.		STMT 2
12	Total. Add lines 1 through 11	1,608,146.	1,744,587.		
13	Compensation of officers, directors, trustees, etc				
14	Other employee salaries and wages				
15	Pension plans, employee benefits				
16a	Legal fees (attach schedule) STMT 3	886.	NONE	NONE	886.
b	Accounting fees (attach schedule)				
c	Other professional fees (attach schedule) STMT 4	230,054.	230,054.		
17	Interest				
18	Taxes (attach schedule) (see instructions) STMT 5	42,629.			
19	Depreciation (attach schedule) and depletion				
20	Occupancy				
21	Travel, conferences, and meetings	512.			512.
22	Printing and publications				
23	Other expenses (attach schedule) STMT 6	2,975.			2,975.
24	Total operating and administrative expenses. Add lines 13 through 23	277,056.	230,054.	NONE	4,373.
25	Contributions, gifts, grants paid	1,933,900.			1,933,900.
26	Total expenses and disbursements Add lines 24 and 25	2,210,956.	230,054.	NONE	1,938,273.
27	Subtract line 26 from line 12				
a	Excess of revenue over expenses and disbursements	-602,810.			
b	Net investment income (if negative, enter -0-)		1,514,533.		
c	Adjusted net income (if negative, enter -0-)				

ENVELOPE POSTMARK DATE MAY 15 2015

SCANNED MAY 21 2015



gk
5he

Part II Balance Sheets		Attached schedules and amounts in the description column should be for end-of-year amounts only (See instructions)			
		Beginning of year	End of year		
		(a) Book Value	(b) Book Value	(c) Fair Market Value	
Assets	1	Cash - non-interest-bearing	-267,331.	-52,011.	-52,011.
	2	Savings and temporary cash investments	2,113,121.	2,317,585.	2,317,585.
	3	Accounts receivable ▶ Less: allowance for doubtful accounts ▶			
	4	Pledges receivable ▶ Less: allowance for doubtful accounts ▶			
	5	Grants receivable			
	6	Receivables due from officers, directors, trustees, and other disqualified persons (attach schedule) (see instructions)			
	7	Other notes and loans receivable (attach schedule) ▶ Less: allowance for doubtful accounts ▶			
	8	Inventories for sale or use			
	9	Prepaid expenses and deferred charges			
	10 a	Investments - U S and state government obligations (attach schedule)	367,590.	485,692.	466,394.
	b	Investments - corporate stock (attach schedule)	13,344,746.	14,803,953.	19,240,549.
	c	Investments - corporate bonds (attach schedule)	2,574,891.	2,376,385.	2,353,844.
	11	Investments - land, buildings, and equipment: basis Less: accumulated depreciation (attach schedule) ▶			
	12	Investments - mortgage loans			
	13	Investments - other (attach schedule)	15,132,230.	15,125,459.	15,035,028.
	14	Land, buildings, and equipment: basis Less: accumulated depreciation (attach schedule) ▶			
15	Other assets (describe ▶ PROGRAM RELATED INVESTMENT)	945,000.	400,000.	400,000.	
16	Total assets (to be completed by all filers - see the instructions Also, see page 1, item I)	34,210,247.	35,457,063.	39,761,389.	
Liabilities	17	Accounts payable and accrued expenses			
	18	Grants payable			
	19	Deferred revenue			
	20	Loans from officers, directors, trustees, and other disqualified persons			
	21	Mortgages and other notes payable (attach schedule)			
	22	Other liabilities (describe ▶)			
23	Total liabilities (add lines 17 through 22)		NONE		
Net Assets or Fund Balances	Foundations that follow SFAS 117, check here ▶ <input type="checkbox"/> and complete lines 24 through 26 and lines 30 and 31.				
	24	Unrestricted			
	25	Temporarily restricted			
	26	Permanently restricted			
	Foundations that do not follow SFAS 117, . . . ▶ <input checked="" type="checkbox"/> check here and complete lines 27 through 31.				
	27	Capital stock, trust principal, or current funds	34,210,247.	35,457,063.	
	28	Paid-in or capital surplus, or land, bldg, and equipment fund			
	29	Retained earnings, accumulated income, endowment, or other funds			
30	Total net assets or fund balances (see instructions)	34,210,247.	35,457,063.		
31	Total liabilities and net assets/fund balances (see instructions)	34,210,247.	35,457,063.		

Part III Analysis of Changes in Net Assets or Fund Balances		
1	Total net assets or fund balances at beginning of year - Part II, column (a), line 30 (must agree with end-of-year figure reported on prior year's return)	1 34,210,247.
2	Enter amount from Part I, line 27a	2 -602,810.
3	Other increases not included in line 2 (itemize) ▶ SEE STATEMENT 7	3 1,849,626.
4	Add lines 1, 2, and 3	4 35,457,063.
5	Decreases not included in line 2 (itemize) ▶	5
6	Total net assets or fund balances at end of year (line 4 minus line 5) - Part II, column (b), line 30	6 35,457,063.

Part IV Capital Gains and Losses for Tax on Investment Income

(a) List and describe the kind(s) of property sold (e.g., real estate, 2-story brick warehouse; or common stock, 200 shs. MLC Co)	(b) How acquired P - Purchase D - Donation	(c) Date acquired (mo., day, yr)	(d) Date sold (mo., day, yr.)
1a PUBLICLY TRADED SECURITIES	P	VARIOUS	VARIOUS
b			
c			
d			
e			

(e) Gross sales price	(f) Depreciation allowed (or allowable)	(g) Cost or other basis plus expense of sale	(h) Gain or (loss) (e) plus (f) minus (g)
a 8,238,133.		7,139,924.	1,098,209.
b			
c			
d			
e			

Complete only for assets showing gain in column (h) and owned by the foundation on 12/31/69			(l) Gains (Col. (h) gain minus col. (k), but not less than -0- or Losses (from col. (h))
(i) FMV as of 12/31/69	(j) Adjusted basis as of 12/31/69	(k) Excess of col. (i) over col. (j), if any	
a			1,098,209.
b			
c			
d			
e			

2 Capital gain net income or (net capital loss)	{ If gain, also enter in Part I, line 7 If (loss), enter -0- in Part I, line 7 }	2	1,098,209.
3 Net short-term capital gain or (loss) as defined in sections 1222(5) and (6): If gain, also enter in Part I, line 8, column (c) (see instructions). If (loss), enter -0- in Part I, line 8		3	

Part V Qualification Under Section 4940(e) for Reduced Tax on Net Investment Income

(For optional use by domestic private foundations subject to the section 4940(a) tax on net investment income.)

If section 4940(d)(2) applies, leave this part blank.

Was the foundation liable for the section 4942 tax on the distributable amount of any year in the base period? Yes No
 If "Yes," the foundation does not qualify under section 4940(e). Do not complete this part.

(a) Base period years Calendar year (or tax year beginning in)	(b) Adjusted qualifying distributions	(c) Net value of noncharitable-use assets	(d) Distribution ratio (col (b) divided by col (c))
2012	1,898,474.	34,133,388.	0.055619
2011	1,963,759.	34,194,253.	0.057430
2010	2,056,272.	35,446,171.	0.058011
2009	1,809,079.	33,961,076.	0.053269
2008	4,021,343.	34,889,419.	0.115260
2 Total of line 1, column (d)			0.339589
3 Average distribution ratio for the 5-year base period - divide the total on line 2 by 5, or by the number of years the foundation has been in existence if less than 5 years			0.067918
4 Enter the net value of noncharitable-use assets for 2013 from Part X, line 5			38,136,147.
5 Multiply line 4 by line 3			2,590,131.
6 Enter 1% of net investment income (1% of Part I, line 27b)			15,145.
7 Add lines 5 and 6			2,605,276.
8 Enter qualifying distributions from Part XII, line 4 If line 8 is equal to or greater than line 7, check the box in Part VI, line 1b, and complete that part using a 1% tax rate. See the Part VI instructions.			1,938,273.

Part VI Excise Tax Based on Investment Income (Section 4940(a), 4940(b), 4940(e), or 4948 - see instructions)

Table with 11 rows for excise tax calculations. Includes categories like 'Exempt operating foundations', 'Domestic foundations', 'Tax under section 511', and 'Credits/Payments'. Total tax due is 18,709.

Part VII-A Statements Regarding Activities

Table with 10 rows of activity statements. Includes questions about political campaigns, political expenditures, and state registration. Includes 'Yes' and 'No' columns with 'X' marks.

Part VII-A Statements Regarding Activities (continued)

11 At any time during the year, did the foundation, directly or indirectly, own a controlled entity within the meaning of section 512(b)(13)? If "Yes," attach schedule (see instructions) 11 X
12 Did the foundation make a distribution to a donor advised fund over which the foundation or a disqualified person had advisory privileges? If "Yes," attach statement (see instructions) 12 X
13 Did the foundation comply with the public inspection requirements for its annual returns and exemption application? 13 X
Website address N/A
14 The books are in care of SEE STATEMENT 8 Telephone no.
Located at ZIP+4
15 Section 4947(a)(1) nonexempt charitable trusts filing Form 990-PF in lieu of Form 1041 - Check here 15
16 At any time during calendar year 2013, did the foundation have an interest in or a signature or other authority over a bank, securities, or other financial account in a foreign country? 16 Yes No X
See the instructions for exceptions and filing requirements for Form TD F 90-22.1. If "Yes," enter the name of the foreign country

Part VII-B Statements Regarding Activities for Which Form 4720 May Be Required

File Form 4720 if any item is checked in the "Yes" column, unless an exception applies.

1a During the year did the foundation (either directly or indirectly):
(1) Engage in the sale or exchange, or leasing of property with a disqualified person? Yes X No
(2) Borrow money from, lend money to, or otherwise extend credit to (or accept it from) a disqualified person? Yes X No
(3) Furnish goods, services, or facilities to (or accept them from) a disqualified person? Yes X No
(4) Pay compensation to, or pay or reimburse the expenses of, a disqualified person? Yes X No
(5) Transfer any income or assets to a disqualified person (or make any of either available for the benefit or use of a disqualified person)? Yes X No
(6) Agree to pay money or property to a government official? (Exception. Check "No" if the foundation agreed to make a grant to or to employ the official for a period after termination of government service, if terminating within 90 days) Yes X No
b If any answer is "Yes" to 1a(1)-(6), did any of the acts fail to qualify under the exceptions described in Regulations section 53.4941(d)-3 or in a current notice regarding disaster assistance (see instructions)? 1b N/A
Organizations relying on a current notice regarding disaster assistance check here X
c Did the foundation engage in a prior year in any of the acts described in 1a, other than excepted acts, that were not corrected before the first day of the tax year beginning in 2013? 1c X
2 Taxes on failure to distribute income (section 4942) (does not apply for years the foundation was a private operating foundation defined in section 4942(j)(3) or 4942(j)(5)):
a At the end of tax year 2013, did the foundation have any undistributed income (lines 6d and 6e, Part XIII) for tax year(s) beginning before 2013? Yes X No
If "Yes," list the years
b Are there any years listed in 2a for which the foundation is not applying the provisions of section 4942(a)(2) (relating to incorrect valuation of assets) to the year's undistributed income? (If applying section 4942(a)(2) to all years listed, answer "No" and attach statement - see instructions) 2b X
c If the provisions of section 4942(a)(2) are being applied to any of the years listed in 2a, list the years here
3a Did the foundation hold more than a 2% direct or indirect interest in any business enterprise at any time during the year? Yes X No
b If "Yes," did it have excess business holdings in 2013 as a result of (1) any purchase by the foundation or disqualified persons after May 26, 1969; (2) the lapse of the 5-year period (or longer period approved by the Commissioner under section 4943(c)(7)) to dispose of holdings acquired by gift or bequest; or (3) the lapse of the 10-, 15-, or 20-year first phase holding period? (Use Schedule C, Form 4720, to determine if the foundation had excess business holdings in 2013) 3b N/A
4a Did the foundation invest during the year any amount in a manner that would jeopardize its charitable purposes? 4a X
b Did the foundation make any investment in a prior year (but after December 31, 1969) that could jeopardize its charitable purpose that had not been removed from jeopardy before the first day of the tax year beginning in 2013? 4b X

Part VII-B Statements Regarding Activities for Which Form 4720 May Be Required (continued)

5a During the year did the foundation pay or incur any amount to:

(1) Carry on propaganda, or otherwise attempt to influence legislation (section 4945(e))? Yes No

(2) Influence the outcome of any specific public election (see section 4955); or to carry on, directly or indirectly, any voter registration drive? Yes No

(3) Provide a grant to an individual for travel, study, or other similar purposes? Yes No

(4) Provide a grant to an organization other than a charitable, etc, organization described in section 509(a)(1), (2), or (3), or section 4940(d)(2)? (see instructions) Yes No

(5) Provide for any purpose other than religious, charitable, scientific, literary, or educational purposes, or for the prevention of cruelty to children or animals? Yes No

b If any answer is "Yes" to 5a(1)-(5), did any of the transactions fail to qualify under the exceptions described in Regulations section 53.4945 or in a current notice regarding disaster assistance (see instructions)? Yes No
 Organizations relying on a current notice regarding disaster assistance check here

c If the answer is "Yes" to question 5a(4), does the foundation claim exemption from the tax because it maintained expenditure responsibility for the grant? Yes No
 If "Yes," attach the statement required by Regulations section 53.4945-5(d).

6a Did the foundation, during the year, receive any funds, directly or indirectly, to pay premiums on a personal benefit contract? Yes No

b Did the foundation, during the year, pay premiums, directly or indirectly, on a personal benefit contract? Yes No
 If "Yes" to 6b, file Form 8870

7a At any time during the tax year, was the foundation a party to a prohibited tax shelter transaction? Yes No

b If "Yes," did the foundation receive any proceeds or have any net income attributable to the transaction? Yes No

Part VIII Information About Officers, Directors, Trustees, Foundation Managers, Highly Paid Employees, and Contractors

1 List all officers, directors, trustees, foundation managers and their compensation (see instructions).

(a) Name and address	(b) Title, and average hours per week devoted to position	(c) Compensation (if not paid, enter -0-)	(d) Contributions to employee benefit plans and deferred compensation	(e) Expense account, other allowances
SEE SCHEDULE ATTACHED		-0-	-0-	-0-

2 Compensation of five highest-paid employees (other than those included on line 1 - see instructions). If none, enter "NONE."

(a) Name and address of each employee paid more than \$50,000	(b) Title, and average hours per week devoted to position	(c) Compensation	(d) Contributions to employee benefit plans and deferred compensation	(e) Expense account, other allowances
NONE		NONE	NONE	NONE

Total number of other employees paid over \$50,000 **NONE**

Part VIII Information About Officers, Directors, Trustees, Foundation Managers, Highly Paid Employees, and Contractors (continued)

3 Five highest-paid independent contractors for professional services (see instructions). If none, enter "NONE."

(a) Name and address of each person paid more than \$50,000	(b) Type of service	(c) Compensation
WELLS FARGO BANK BERWYN, PA 19312	INVESTMENT SERVICES	148,969.

Total number of others receiving over \$50,000 for professional services		NONE

Part IX-A Summary of Direct Charitable Activities

List the foundation's four largest direct charitable activities during the tax year. Include relevant statistical information such as the number of organizations and other beneficiaries served, conferences convened, research papers produced, etc.	Expenses
1 N/A	
2	
3	
4	

Part IX-B Summary of Program-Related Investments (see instructions)

Describe the two largest program-related investments made by the foundation during the tax year on lines 1 and 2	Amount
1 NONE	
2	
All other program-related investments. See instructions. 3 NONE	
Total. Add lines 1 through 3	

Part X Minimum Investment Return (All domestic foundations must complete this part. Foreign foundations, see instructions.)

1	Fair market value of assets not used (or held for use) directly in carrying out charitable, etc., purposes:		
a	Average monthly fair market value of securities	1a	36,420,852.
b	Average of monthly cash balances	1b	2,296,049.
c	Fair market value of all other assets (see instructions)	1c	NONE
d	Total (add lines 1a, b, and c)	1d	38,716,901.
e	Reduction claimed for blockage or other factors reported on lines 1a and 1c (attach detailed explanation)	1e	
2	Acquisition indebtedness applicable to line 1 assets	2	NONE
3	Subtract line 2 from line 1d	3	38,716,901.
4	Cash deemed held for charitable activities. Enter 1 1/2% of line 3 (for greater amount, see instructions)	4	580,754.
5	Net value of noncharitable-use assets. Subtract line 4 from line 3. Enter here and on Part V, line 4.	5	38,136,147.
6	Minimum noncharitable return. Enter 5% of line 5	6	1,906,807.

Part XI Distributable Amount (see instructions) (Section 4942(j)(3) and (j)(5) private operating foundations and certain foreign organizations check here and do not complete this part.)

1	Minimum investment return from Part X, line 6	1	1,906,807.
2a	Tax on investment income for 2013 from Part VI, line 5	2a	30,291.
b	Income tax for 2013. (This does not include the tax from Part VI.)	2b	
c	Add lines 2a and 2b	2c	30,291.
3	Distributable amount before adjustments. Subtract line 2c from line 1.	3	1,876,516.
4	Recoveries of amounts treated as qualifying distributions	4	545,000.
5	Add lines 3 and 4	5	2,421,516.
6	Deduction from distributable amount (see instructions)	6	NONE
7	Distributable amount as adjusted. Subtract line 6 from line 5. Enter here and on Part XIII, line 1.	7	2,421,516.

Part XII Qualifying Distributions (see instructions)

1	Amounts paid (including administrative expenses) to accomplish charitable, etc., purposes:		
a	Expenses, contributions, gifts, etc. - total from Part I, column (d), line 26	1a	1,938,273.
b	Program-related investments - total from Part IX-B	1b	
2	Amounts paid to acquire assets used (or held for use) directly in carrying out charitable, etc., purposes	2	NONE
3	Amounts set aside for specific charitable projects that satisfy the:		
a	Suitability test (prior IRS approval required)	3a	NONE
b	Cash distribution test (attach the required schedule)	3b	NONE
4	Qualifying distributions. Add lines 1a through 3b. Enter here and on Part V, line 8, and Part XIII, line 4.	4	1,938,273.
5	Foundations that qualify under section 4940(e) for the reduced rate of tax on net investment income. Enter 1% of Part I, line 27b (see instructions)	5	N/A
6	Adjusted qualifying distributions. Subtract line 5 from line 4.	6	1,938,273.

Note. The amount on line 6 will be used in Part V, column (b), in subsequent years when calculating whether the foundation qualifies for the section 4940(e) reduction of tax in those years.

Part XIII Undistributed Income (see instructions)

	(a) Corpus	(b) Years prior to 2012	(c) 2012	(d) 2013
1 Distributable amount for 2013 from Part XI, line 7				2,421,516.
2 Undistributed income, if any, as of the end of 2013:				
a Enter amount for 2012 only			NONE	
b Total for prior years: 20 <u>11</u> , 20____, 20____		NONE		
3 Excess distributions carryover, if any, to 2013:				
a From 2008	1,247,932.			
b From 2009	134,297.			
c From 2010	331,128.			
d From 2011	279,460.			
e From 2012	NONE			
f Total of lines 3a through e	1,992,817.			
4 Qualifying distributions for 2013 from Part XII, line 4 ▶ \$ <u>1,938,273.</u>				
a Applied to 2012, but not more than line 2a . . .			NONE	
b Applied to undistributed income of prior years (Election required - see instructions)		NONE		
c Treated as distributions out of corpus (Election required - see instructions)	NONE			
d Applied to 2013 distributable amount				1,938,273.
e Remaining amount distributed out of corpus	NONE			
5 Excess distributions carryover applied to 2013 (If an amount appears in column (d), the same amount must be shown in column (a).)	483,243.			483,243.
6 Enter the net total of each column as indicated below:				
a Corpus. Add lines 3f, 4c, and 4e. Subtract line 5	1,509,574.			
b Prior years' undistributed income Subtract line 4b from line 2b		NONE		
c Enter the amount of prior years' undistributed income for which a notice of deficiency has been issued, or on which the section 4942(a) tax has been previously assessed		NONE		
d Subtract line 6c from line 6b. Taxable amount - see instructions		NONE		
e Undistributed income for 2012. Subtract line 4a from line 2a Taxable amount - see instructions			NONE	
f Undistributed income for 2013. Subtract lines 4d and 5 from line 1 This amount must be distributed in 2014				
7 Amounts treated as distributions out of corpus to satisfy requirements imposed by section 170(b)(1)(F) or 4942(g)(3) (see instructions)	NONE			
8 Excess distributions carryover from 2008 not applied on line 5 or line 7 (see instructions)	764,689.			
9 Excess distributions carryover to 2014. Subtract lines 7 and 8 from line 6a	744,885.			
10 Analysis of line 9:				
a Excess from 2009	134,297.			
b Excess from 2010	331,128.			
c Excess from 2011	279,460.			
d Excess from 2012	NONE			
e Excess from 2013	NONE			

Part XIV Private Operating Foundations (see instructions and Part VII-A, question 9)

NOT APPLICABLE

1a If the foundation has received a ruling or determination letter that it is a private operating foundation, and the ruling is effective for 2013, enter the date of the ruling

b Check box to indicate whether the foundation is a private operating foundation described in section

4942(j)(3) or 4942(j)(5)

2a Enter the lesser of the adjusted net income from Part I or the minimum investment return from Part X for each year listed

	Tax year	Prior 3 years			(e) Total
	(a) 2013	(b) 2012	(c) 2011	(d) 2010	
b 85% of line 2a					
c Qualifying distributions from Part XII, line 4 for each year listed					
d Amounts included in line 2c not used directly for active conduct of exempt activities					
e Qualifying distributions made directly for active conduct of exempt activities Subtract line 2d from line 2c					
3 Complete 3a, b, or c for the alternative test relied upon					
a "Assets" alternative test - enter:					
(1) Value of all assets					
(2) Value of assets qualifying under section 4942(j)(3)(B)(i).					
b "Endowment" alternative test - enter 2/3 of minimum investment return shown in Part X, line 6 for each year listed					
c "Support" alternative test - enter:					
(1) Total support other than gross investment income (interest, dividends, rents, payments on securities loans (section 512(a)(5)), or royalties).					
(2) Support from general public and 5 or more exempt organizations as provided in section 4942(j)(3)(B)(iii)					
(3) Largest amount of support from an exempt organization.					
(4) Gross investment income					

Part XV Supplementary Information (Complete this part only if the foundation had \$5,000 or more in assets at any time during the year - see instructions.)

1 Information Regarding Foundation Managers:

a List any managers of the foundation who have contributed more than 2% of the total contributions received by the foundation before the close of any tax year (but only if they have contributed more than \$5,000). (See section 507(d)(2).)

NONE

b List any managers of the foundation who own 10% or more of the stock of a corporation (or an equally large portion of the ownership of a partnership or other entity) of which the foundation has a 10% or greater interest.

NONE

2 Information Regarding Contribution, Grant, Gift, Loan, Scholarship, etc., Programs:

Check here if the foundation only makes contributions to preselected charitable organizations and does not accept unsolicited requests for funds. If the foundation makes gifts, grants, etc. (see instructions) to individuals or organizations under other conditions, complete items 2a, b, c, and d.

a The name, address, and telephone number or e-mail address of the person to whom applications should be addressed:

b The form in which applications should be submitted and information and materials they should include:

c Any submission deadlines.

d Any restrictions or limitations on awards, such as by geographical areas, charitable fields, kinds of institutions, or other factors:

Part XV Supplementary Information (continued)

3 Grants and Contributions Paid During the Year or Approved for Future Payment

Recipient Name and address (home or business)	If recipient is an individual, show any relationship to any foundation manager or substantial contributor	Foundation status of recipient	Purpose of grant or contribution	Amount
<p>a Paid during the year</p> <p>SEE SCHEDULE ATTACHED</p>				1,933,900.
Total ▶ 3a				1,933,900.
<p>b Approved for future payment</p> <p>N/A</p>				
Total ▶ 3b				

FORM 990PF, PART I - DIVIDENDS AND INTEREST FROM SECURITIES

DESCRIPTION	REVENUE AND EXPENSES PER BOOKS	NET INVESTMENT INCOME
TOTAL DIVIDENDS AND INTEREST INCOME	558,826.	558,826.
TOTAL	558,826.	558,826.

FORM 990PF, PART I - OTHER INCOME

=====

DESCRIPTION	REVENUE AND EXPENSES PER BOOKS	NET INVESTMENT INCOME
-----	-----	-----
INCOME ON PARTNERSHIP K-1S	70,552.	70,552.
INTEREST ON PROGRAM RELATED INVESTMENTS	17,000.	17,000.
INCOME REPORTED ON 990-T	-136,441.	
	-----	-----
TOTALS	-48,889.	87,552.
	=====	=====

FORM 990PF, PART I - LEGAL FEES

DESCRIPTION	REVENUE AND EXPENSES PER BOOKS	NET INVESTMENT INCOME	ADJUSTED NET INCOME	CHARITABLE PURPOSES
LEGAL FEES - PRINCIPAL (ALLOCA	886.			886.
TOTALS	886.	NONE	NONE	886.

FORM 990PF, PART I - OTHER PROFESSIONAL FEES
=====

DESCRIPTION -----	REVENUE AND EXPENSES PER BOOKS -----	NET INVESTMENT INCOME -----
GLENMEDE INVESTMENT MANAGEMENT	27,267.	27,267.
WELLS FARGO INVESTMENT MANAGEM	148,969.	148,969.
UBS INVESTMENT MANAGEMENT FEES	53,818.	53,818.
TOTALS	230,054.	230,054.

FORM 990PF, PART I - TAXES
=====

DESCRIPTION -----	REVENUE AND EXPENSES PER BOOKS -----
FEDERAL TAX PAYMENT - PRIOR YE	8,629.
FEDERAL ESTIMATES - PRINCIPAL	34,000.

TOTALS	42,629.
	=====

FORM 990PF, PART I - OTHER EXPENSES
=====

REVENUE
AND
EXPENSES
PER BOOKS

CHARITABLE
PURPOSES

DESCRIPTION

REGISTERED AGENT FEES
MEMBER RENEWAL-ASSOCIATION OF S
DE 2013 ANNUAL FRANCHISE TAX R
DIRECTORS AND OFFICERS INSURAN

1,500.
725.
25.
725.

1,500.
725.
25.
725.

TOTALS
2,975.
=====

2,975.
=====

FORM 990PF, PART III - OTHER INCREASES IN NET WORTH OR FUND BALANCES

DESCRIPTION	AMOUNT
ROUNDING	5.
PARTNERSHIP BASIS ADJUSTMENT	1,704,782.
OTHER BASIS ADJUSTMENT	144,839.
TOTAL	1,849,626.

FORM 990PF, PART VII-A, LINE 14 - BOOKS ARE IN THE CARE OF
=====

NAME: GLENMEDE TRUST COMPANY, N.A.

ADDRESS: 1201 N. MARKET STREET, SUITE 1501
WILMINGTON, DE 19801-1163

TELEPHONE NUMBER: (215)419-6000

THE SERAPH FOUNDATION INC
 ACCOUNT #6018-01-4/1
 EIN: 52-2030228
 TAX YEAR ENDING 6/30/2014

ATTACHMENTS PAGE 6 FORM 990-PF
 PART VIII LIST OF OFFICERS, DIRECTORS, TRUSTEES, ETC.

NAME AND ADDRESS	TITLE	AVERAGE HOURS PER WEEK	COMPEN- SATION	EMPLOYEE BEN PLAN CONTRIB	EXPENSE ACCT
1. HENRY H. SPIRE C/O THE GLENMEDE TRUST CO., N.A. 1201 N MARKET STREET - SUITE 1501 WILMINGTON, DE 19801-1163	OFFICER	FULL TIME	-0-	-0-	-0-
2. LINDA J. SPIRE C/O THE GLENMEDE TRUST CO., N.A. 1201 N MARKET STREET - SUITE 1501 WILMINGTON, DE 19801-1163	OFFICER	FULL TIME	-0-	-0-	-0-
3. KIMBERLY SPIRE FOLTS C/O THE GLENMEDE TRUST CO., N.A. 1201 N MARKET STREET - SUITE 1501 WILMINGTON, DE 19801-1163	OFFICER	FULL TIME	-0-	-0-	-0-
4. WILLIAM BRUCE SPIRE C/O THE GLENMEDE TRUST CO., N.A. 1201 N. MARKET STREET - SUITE 1501 WILMINGTON, DE 19801-1163	OFFICER	FULL TIME	-0-	-0-	-0-
TOTAL			-0-	-0-	-0-

06/30/2014 SUMMARY OF ALL ACCOUNTS
SEE ATTACHED SCHEDULES FOR DETAILS

THE SERAPH FOUNDATION INC

EIN: 52-2030228

TAX YEAR ENDING 6/30/2014

ATTACHMENTS PAGE 2 FORM 990-PF
PART II BALANCE SHEETS

QUANTITY	SECURITY	BOOK VALUE	MARKET VALUE
SEE SCHEDULES ATTACHED FOR DETAILS			
LINE 1	CASH - INTEREST	(52,011.40)	(52,011.40)
LINE 2	TOTAL CASH EQUIVALENTS	2,317,585.32	2,317,585.32
LINE 10a	TOTAL GOVERNMENT BONDS & NOTES	485,692.00	466,394.00
LINE 10c	TOTAL GOVT AGENCY BONDS, NOTES & CORP	2,376,385.00	2,353,844.00
LINE 10b	TOTAL COMMON STOCKS	14,803,953.27	19,240,548.63
LINE 13	TOTAL INVESTMENTS OTHER	15,125,459.00	15,035,028.00
LINE 15	TOTAL OTHER ASSETS	400,000.00	400,000.00
LINE 16	TOTAL ASSETS AS OF 6/30/2014	35,457,063.19	39,761,388.55

ACCOUNT 1 OF 6
UBS 10172

QUANTITY	SECURITY	BOOK VALUE	MARKET VALUE
SEE SCHEDULES ATTACHED FOR DETAILS			
LINE 1	CASH-NO INTEREST	596.00	596.00
LINE 2	CASH EQUIVALENTS	338,675.00	338,675.00
LINE 10a	GOVERNMENT BONDS & NOTES		
LINE 10c	GOVT AGENCY BONDS, NOTES & CORP		
LINE 10b	COMMON STOCKS	3,939,332.27	4,943,061.71
LINE 13	INVESTMENTS OTHER		
LINE 15	OTHER ASSETS		
LINE 16	TOTAL ASSETS AS OF 6/30/2014	4,278,603.27	5,282,332.71



ACCESS
June 2014

Account name: THE SERAPH FOUNDATION
Account number: H7 10172 WS

Your Financial Advisor:
RUSSEL WEBER
410-771-1110/800-233-3573

Your assets

Some prices, income and current values shown may be approximate. As a result, gains and losses may not be accurately reflected. See *Important information about your statement* at the end of this document for more information.

Cash

Cash and money balances

Cash and money balances may include available cash balances, UBS Bank USA deposit account balances, UBS AG Stamford Branch deposit account balances and money market mutual fund sweep balances.

UBS Bank USA deposit account balances are insured by the FDIC within applicable limits, but are not protected by SIPC. UBS AG Stamford Branch deposit account balances are not insured by FDIC and are not protected by SIPC. Money market sweep balances are protected by SIPC but are not insured by the FDIC. See the *Important information about your statement* at the end of this document for details about those balances.

Holding	Opening balance on Jun 1 (\$)	Closing balance on Jun 30 (\$)	Price per share on Jun 30 (\$)	Average rate	Dividend/Interest period	Days in period	Cap amount (\$)
Cash	0.00	596.70					
RMA MONEY MKT PORTFOLIO	54,838.42	88,674.30	1.00	0.01%	May 23 to Jun 23	32	
UBS BANK USA BUS ACCT	250,000.00	250,000.00					250,000.00
Total	\$304,838.42	\$339,271.00					

Equities

Common stock

Holding	Trade date	Number of shares	Purchase price/Average price per share (\$)	Cost basis (\$)	Price per share on Jun 30 (\$)	Value on Jun 30 (\$)	Unrealized gain or loss (\$)	Holding period
ALBEMARLE CORP								
Symbol ALB Exchange NYSE								
EAI \$1,260 Current yield 1.54%	Mar 3, 14	395,000	65.699	25,951.22	71.500	28,242.50	2,291.28	ST
	Mar 4, 14	365,000	66.121	24,134.46	71.500	26,097.50	1,963.04	ST
	Apr 23, 14	385,000	66.984	25,789.07	71.500	27,527.50	1,738.43	ST
Security total		1,145,000	66.266	75,874.75		81,867.50	5,992.75	
ALCOA INC								
Symbol AA Exchange NYSE								
EAI \$1,233 Current yield 0.81%	Sep 17, 13	3,035,000	8.253	25,048.76	14.890	45,191.15	20,142.39	ST
	Sep 18, 13	480,000	8.277	3,973.20	14.890	7,147.20	3,174.00	ST

continued next page





ACCESS
June 2014

Account name
Account number

THE SERAPH FOUNDATION
H7 10172 WS

Your Financial Advisor
RUSSEL WEBER
410-771-1110/800-233-3573

Your assets • Equities • Common stock (continued)

Holding	Trade date	Number of shares	Purchase price/Average price per share (\$)	Cost basis (\$)	Price per share on Jun 30 (\$)	Value on Jun 30 (\$)	Unrealized gain or loss (\$)	Holding period
	Oct 1, 13	2,255 000	8 140	18,355 70	14 890	33,576 95	15,221 25	ST
	Oct 31, 13	1,985 000	9 410	18,678 85	14 890	29,556 65	10,877 80	ST
	Nov 25, 13	2,520 000	9 567	24,108 84	14 890	37,522 80	13,413 96	ST
Security total		10,275 000	8 775	90,165 35		152,994 75	62,829 40	
AMDOCS LTD GBP								
Symbol DOX Exchange OTC								
EAI \$1,001 Current yield 1 34%								
GBP Exchange rate 0 58484								
	Dec 17, 13	455 000	40 588	18,467 77	46 330	21,080 15	2,612 38	ST
	Dec 18, 13	295 000	40 655	11,993 31	46 330	13,667 35	1,674 04	ST
	Dec 19, 13	190 000	40 950	7,780 50	46 330	8,802 70	1,022 20	ST
	Dec 20, 13	155 000	40 964	6,349 42	46 330	7,181 15	831 73	ST
	Dec 23, 13	100 000	40 992	4,099 27	46 330	4,633 00	533 73	ST
	Dec 26, 13	5 000	41 234	206 17	46 330	231 65	25 48	ST
	Dec 27, 13	15 000	41 197	617 96	46 330	694 95	76 99	ST
	May 2, 14	120 000	47 089	5,650 69	46 330	5,559 60	-91 09	ST
	May 5, 14	280 000	47 100	13,188 00	46 330	12,972 40	-215 60	ST
Security total		1,615 000	42 324	68,353 09		74,822 95	6,469 86	
AMERICAN CAPITAL AGENCY CORP								
Symbol AGNC Exchange OTC								
EAI \$8.034 Current yield 11 11%								
	Jun 23, 11	540 000	28 693	15,494 33	23 410	12,641 40	-2,852 93	LT
	Apr 4, 12	465 000	30 040	14,216 36 ²	23 410	10,885 65	-3,330 71	LT
	Jul 6, 12	230 000	34 199	7,865 91	23 410	5,384 30	-2,481 61	LT
	Dec 7, 12	275 000	31 200	8,580 00	23 410	6,437 75	-2,142 25	LT
	Apr 30, 13	335 000	33 110	11,091 85	23 410	7,842 35	-3,249 50	LT
	Oct 1, 13	1,245 000	22 877	31,235 53 ²	23 410	29,145 45	-2,090 08	
Security total		3,090 000	28 636	88,483 98		72,336 90	-16,147 08	
ANALOG DEVICES INC								
Symbol ADI Exchange OTC								
EAI \$2,213 Current yield 2 74%								
	Dec 17, 09	750 000	30 500	22,875 00	54 070	40,552 50	17,677 50	LT
	Apr 30, 13	165 000	43 650	7,202 25	54 070	8,921 55	1,719 30	LT
	Oct 1, 13	580 000	47 136	27,338 94	54 070	31,360 60	4,021 66	ST
Security total		1,495 000	38 405	57,416 19		80,834 65	23,418 46	

continued next page



ACCESS
June 2014

Account name: THE SERAPH FOUNDATION
Account number: H7 10172 WS

Your Financial Advisor:
RUSSEL WEBER
410-771-1110/800-233-3573

Your assets • Equities • Common stock (continued)

Holding	Trade date	Number of shares	Purchase price/Average price per share (\$)	Cost basis (\$)	Price per share on Jun 30 (\$)	Value on Jun 30 (\$)	Unrealized gain or loss (\$)	Holding period
APPLIED MATERIALS INC								
Symbol AMAT Exchange OTC								
EAI \$1,078 Current yield 1.77%	Jun 10, 13	1,820,000	15.465	28,146.66	22.550	41,041.00	12,894.34	LT
	Oct 1, 13	875,000	17.455	15,273.21	22.550	19,731.25	4,458.04	ST
Security total		2,695,000	16.111	43,419.87		60,772.25	17,352.38	
AVERY DENNISON CORP								
Symbol AVY Exchange NYSE								
EAI \$2,072 Current yield 2.73%	Mar 7, 11	535,000	41.397	22,147.61	51.250	27,418.75	5,271.14	LT
	Apr 30, 13	135,000	41.075	5,545.23	51.250	6,918.75	1,373.52	LT
	Oct 1, 13	415,000	43.325	17,979.88	51.250	21,268.75	3,288.87	ST
	Mar 5, 14	395,000	51.130	20,196.51	51.250	20,243.75	47.24	ST
Security total		1,480,000	44.506	65,869.23		75,850.00	9,980.77	
BARCOCK & WILCOX CO NEW COM								
Symbol BWC Exchange NYSE								
EAI \$833 Current yield 1.23%	Sep 13, 10	492,000	22.000	10,824.00	32.460	15,970.32	5,146.32	LT
	Jun 6, 11	565,000	27.500	15,537.56	32.460	18,339.90	2,802.34	LT
	Apr 30, 13	245,000	27.039	6,624.78	32.460	7,952.70	1,327.92	LT
	Oct 1, 13	780,000	33.844	26,398.32	32.460	25,318.80	-1,079.52	ST
Security total		2,082,000	28.523	59,384.66		67,581.72	8,197.06	
BOSTON SCIENTIFIC CORP								
Symbol BSX Exchange NYSE								
	Mar 11, 11	1,110,000	7.500	8,325.00	12.770	14,174.70	5,849.70	LT
	Apr 12, 12	185,000	5.857	1,083.66	12.770	2,362.45	1,278.79	LT
	Dec 7, 12	325,000	5.610	1,823.25	12.770	4,150.25	2,327.00	LT
	Apr 30, 13	1,060,000	7.457	7,904.53	12.770	13,536.20	5,631.67	LT
	Oct 1, 13	3,000,000	11.660	34,980.00	12.770	38,310.00	3,330.00	ST
Security total		5,680,000	9.528	54,116.44		72,533.60	18,417.16	
BROADRIDGE FINANCIAL SOLUTIONS INC								
Symbol BR Exchange NYSE								
EAI \$2,453 Current yield 2.02%	Apr 22, 09	15,000	19.220	288.30	41.640	624.60	336.30	LT
	Sep 25, 09	1,495,000	20.259	30,287.35	41.640	62,251.80	31,964.45	LT
	Apr 6, 11	10,000	22.968	229.68	41.640	416.40	186.72	LT



continued next page



ACCESS
June 2014

Account name: THE SERAPH FOUNDATION
Account number: H7 10172 WS

Your Financial Advisor:
RUSSEL WEBER
410-771-1110/800-233-3573

Your assets • Equities • Common stock (continued)

Holding	Trade date	Number of shares	Purchase price/Average price per share (\$)	Cost basis (\$)	Price per share on Jun 30 (\$)	Value on Jun 30 (\$)	Unrealized gain or loss (\$)	Holding period
	Apr 30, 13	340 000	24 596	8,362 64	41 640	14,157 60	5,794 96	LT
	Oct 1, 13	1,060 000	32 196	34,127 87	41 640	44,138 40	10,010 53	ST
Security total		2,920 000	25 101	73,295 84		121,588 80	48,292 96	
CATAMARAN CORP								
Symbol CTRX Exchange OTC	May 16, 14	715 000	42 798	30,601 00	44 160	31,574 40	973 40	ST
	May 19, 14	1,075 000	42 762	45,969 37	44 160	47,472 00	1,502 63	ST
Security total		1,790 000	42 777	76,570 37		79,046 40	2,476 03	
CHUBB CORP								
Symbol CB Exchange NYSE	Aug 5, 09	545 000	48 229	26,284 91	92 170	50,232 65	23,947 74	LT
EAI \$2,110 Current yield 2 17%	Apr 30, 13	105 000	87 864	9,225 76	92 170	9,677 85	452 09	LT
	Oct 1, 13	405 000	89 348	36,186 26	92 170	37,328 85	1,142 59	ST
Security total		1,055 000	67 959	71,696 93		97,239 35	25,542 42	
CINEMARK HOLDINGS INC								
Symbol CNK Exchange NYSE	Jan 3, 13	80 000	27 081	2,166 51	35 360	2,828 80	662 29	LT
EAI \$2,690 Current yield 2 83%	Jan 30, 13	515 000	28 307	14,578 41	35 360	18,210 40	3,631 99	LT
	Apr 30, 13	95 000	30 487	2,896 30	35 360	3,359 20	462 90	LT
	Aug 27, 13	715 000	30 190	21,586 42	35 360	25,282 40	3,695 98	ST
	Oct 1, 13	785 000	32 196	25,273 86	35 360	27,757 60	2,483 74	ST
	Apr 4, 14	500 000	28 485	14,242 95	35 360	17,680 00	3,437 05	ST
Security total		2,690 000	30 017	80,744 45		95,118 40	14,373 95	
CLOROX CO								
Symbol CLX Exchange NYSE	Oct 28, 09	60 000	57 989	3,479 39	91 400	5,484 00	2,004 61	LT
EAI \$2,546 Current yield 3 24%	Nov 17, 09	375 000	59 738	22,401 75	91 400	34,275 00	11,873 25	LT
	Apr 30, 13	90 000	85 930	7,733 70	91 400	8,226 00	492 30	LT
	Oct 1, 13	335 000	81 896	27,435 33	91 400	30,619 00	3,183 67	ST
Security total		860 000	70 989	61,050 17		78,604 00	17,553 83	
COACH INC								
Symbol COH Exchange NYSE	Dec 4, 13	860 000	56 171	48,307 40	34 190	29,403 40	-18,904 00	ST
EAI \$1,161 Current yield 3 95%								

continued next page



ACCESS
June 2014

Account name: THE SERAPH FOUNDATION
Account number: H7 10172 WS

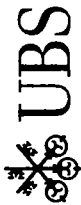
Your Financial Advisor:
RUSSEL WEBER
410-771-1110/800-233-3573

Your assets • Equities • Common stock (continued)

Holding	Trade date	Number of Shares	Purchase price/Average price per share (\$)	Cost basis (\$)	Price per share on Jun 30 (\$)	Value on Jun 30 (\$)	Unrealized gain or loss (\$)	Holding period
DIEBOLD INC								
Symbol DBD Exchange NYSE	May 9, 13	525 000	30 721	16,128 68	40 170	21,089 25	4,960 57	LT
EAI \$1,823 Current yield 2.86%	May 10, 13	465 000	30 544	14,203 29	40 170	18,679 05	4,475 76	LT
	Oct 1, 13	595 000	29 680	18,143 77 ²	40 170	23,901 15	5,757 38	
Security total		1,585 000	30 584	48,475 74		63,669 45	15,193 71	
ENDURANCE SPECIALTY HOLDINGS LTD ORD								
Symbol ENH Exchange NYSE	Apr 22, 09	595 000	25 850	15,380 75	51 590	30,696 05	15,315 30	LT
EAI \$2,387 Current yield 2.64%	May 7, 09	175 000	25 579	4,476 40	51 590	9,028 25	4,551 85	LT
	Aug 19, 09	145 000	34 149	4,951 62	51 590	7,480 55	2,528 93	LT
	Apr 12, 12	40 000	39 196	1,567 84	51 590	2,063 60	495 76	LT
	Apr 30, 13	155 000	48 855	7,572 53	51 590	7,996 45	423 92	LT
	Oct 1, 13	645 000	53 622	34,586 71	51 590	33,275 55	-1,311 16	ST
Security total		1,755 000	39 052	68,535 85		90,540 45	22,004 60	
ENERGY CORP NEW								
Symbol ETR Exchange NYSE	Apr 22, 09	360 000	65 680	23,644 80	82 090	29,552 40	5,907 60	LT
EAI \$2,440 Current yield 4.04%	Dec 7, 12	20 000	63 740	1,274 80	82 090	1,641 80	367 00	LT
	Apr 30, 13	70 000	71 025	4,971 81	82 090	5,746 30	774 49	LT
	Oct 1, 13	285 000	63 826	18,190 55	82 090	23,395 65	5,205 10	ST
Security total		735 000	65 418	48,081 96		60,336 15	12,254 19	
EXPEDITORS INTL WASH INC								
Symbol EXPD Exchange OTC	Sep 23, 13	655 000	44 375	29,066 08	44 160	28,924 80	-141 28	ST
EAI \$739 Current yield 1.45%	Oct 1, 13	400 000	44 599	17,839 68	44 160	17,664 00	-175 68	ST
	Dec 11, 13	100 000	42 499	4,249 95	44 160	4,416 00	166 05	ST
Security total		1,155 000	44 291	51,155 71		51,004 80	-150 91	
FIRST AMERN FINL CORP COM								
Symbol FAF Exchange NYSE	Apr 1, 11	1,244 000	16 402	20,404 71	27 790	34,570 76	14,166 05	LT
EAI \$3,685 Current yield 3.45%	Dec 7, 12	95 000	24 160	2,295 20	27 790	2,640 05	344 85	LT



continued next page



ACCESS
June 2014

Account name
Account number.

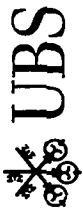
THE SERAPH FOUNDATION
H7 10172 WS

Your Financial Advisor
RUSSEL WEBER
410-771-1110/800-233-573

Your assets • Equities • Common stock (continued)

Holding	Trade date	Number of shares	Purchase price/Average price per share (\$)	Cost basis (\$)	Price per share on Jun 30 (\$)	Value on Jun 30 (\$)	Unrealized gain or loss (\$)	Holding period
	Apr 12, 13	140 000	26 820	3,754 80	27 790	3,890 60	135 80	LT
	Apr 30, 13	335 000	26 607	8,913 48	27 790	9,309 65	396 17	LT
	Jul 22, 13	670 000	22 478	15,060 33	27 790	18,619 30	3,558 97	ST
	Oct 1, 13	1,355 000	24 542	33,254 41	27 790	37,655 45	4,401 04	ST
Security total		3,839 000	21 798	83,682 93		106,685 81	23,002 88	
GENUINE PARTS CO								
Symbol GPC Exchange NYSE								
EAI \$2,666 Current yield 2.62%								
	Oct 15, 10	229 000	48 273	11,054 56	87 800	20,106 20	9,051 64	LT
	Dec 18, 12	340 000	63 497	21,589 05	87 800	29,852 00	8,262 95	LT
	Apr 30, 13	150 000	74 674	11,201 24	87 800	13,170 00	1,968 76	LT
	Oct 1, 13	440 000	81 043	35,659 18	87 800	38,632 00	2,972 82	ST
Security total		1,159 000	68 597	79,504 03		101,760 20	22,256 17	
GRACE (WR) & CO NEW								
Symbol GRA Exchange NYSE								
	Dec 28, 11	180 000	44 307	7,975 42	94 530	17,015 40	9,039 98	LT
	Apr 12, 12	250 000	56 012	14,003 18	94 530	23,632 50	9,629 32	LT
	Apr 30, 13	45 000	76 732	3,452 96	94 530	4,253 85	800 89	LT
	Oct 1, 13	310 000	87 220	27,038 29	94 530	29,304 30	2,266 01	ST
Security total		785 000	66 841	52,469 85		74,206 05	21,736 20	
HAEMONETICS CORP MASS								
Symbol HAE Exchange NYSE								
	Mar 16, 11	110 000	31 550	3,470 54	35 280	3,880 80	410 26	LT
	Jun 3, 11	720 000	33 074	23,813 60	35 280	25,401 60	1,588 00	LT
	Apr 30, 13	240 000	38 700	9,288 00	35 280	8,467 20	-820 80	LT
	Oct 1, 13	700 000	39 914	27,939 80	35 280	24,696 00	-3,243 80	ST
Security total		1,770 000	36 447	64,511 94		62,445 60	-2,066 34	
HARTFORD FINLSERVICES GROUP INC								
Symbol HIG Exchange NYSE								
EAI \$1,269 Current yield 1.68%								
	Jan 29, 14	1,490 000	33 190	49,453 69	35 810	53,356 90	3,903 21	ST
	Feb 20, 14	120 000	34 016	4,082 00	35 810	4,297 20	215 20	ST
	Feb 26, 14	190 000	34 097	6,478 58	35 810	6,803 90	325 32	ST
	Mar 5, 14	315 000	35 899	11,308 22	35 810	11,280 15	-28 07	ST
Security total		2,115 000	33 722	71,322 49		75,738 15	4,415 66	

continued next page



ACCESS
June 2014

Account name: THE SERAPH FOUNDATION
Account number: H7 10172 WS

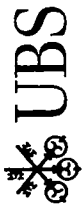
Your Financial Advisor:
RUSSEL WEBER
410-771-1110/800-233-3573

Your assets • Equities • Common stock (continued)

Holding	Trade date	Number of shares	Purchase price/Average price per share (\$)	Cost basis (\$)	Price per share on Jun 30 (\$)	Value on Jun 30 (\$)	Unrealized gain or loss (\$)	Holding period
HASBRO INC								
Symbol HAS Exchange OTC								
EAI \$3,402 Current yield 3.24%								
	Dec 2, 09	583 000	30.596	17,837.88	53.050	30,928.15	13,090.27	LT
	Mar 19, 10	340 000	38.082	12,948.12	53.050	18,037.00	5,088.88	LT
	Apr 12, 12	180 000	36.247	6,524.51	53.050	9,549.00	3,024.49	LT
	Apr 30, 13	95 000	47.426	4,505.55	53.050	5,039.75	534.20	LT
	Oct 1, 13	780 000	47.627	37,149.45	53.050	41,379.00	4,229.55	ST
Security total		1,978 000	39.922	78,965.51		104,932.90	25,967.39	
HCP INC								
Symbol HCP Exchange NYSE								
EAI \$4,885 Current yield 5.27%								
	Apr 22, 09	866 000	19.520	16,905.18	41.380	35,835.08	18,929.90	LT
	Oct 21, 11	415 000	36.847	15,291.67	41.380	17,172.70	1,881.03	LT
	Apr 30, 13	115 000	53.138	6,110.90	41.380	4,758.70	-1,352.20	LT
	Oct 1, 13	845 000	42.023	35,509.66	41.380	34,966.10	-543.56	ST
Security total		2,241 000	32.939	73,817.41		92,732.58	18,915.17	
HEALTH CARE REIT INC SBI								
Symbol HCN Exchange NYSE								
EAI \$4,684 Current yield 5.07%								
	Apr 22, 09	353 000	29.057	10,257.18	62.670	22,122.51	11,865.33	LT
	Apr 6, 11	230 000	49.266	11,331.20	62.670	14,414.10	3,082.90	LT
	Feb 29, 12	270 000	51.808	13,988.42	62.670	16,920.90	2,932.48	LT
	Apr 30, 13	70 000	73.143	5,120.06	62.670	4,386.90	-733.16	LT
	Oct 1, 13	550 000	63.492	34,921.04	62.670	34,468.50	-452.54	ST
Security total		1,473 000	51.336	75,617.90		92,312.91	16,695.01	
INVESCO LTD								
Symbol IVZ Exchange NYSE								
EAI \$3,645 Current yield 2.65%								
	Jan 18, 11	615 000	24.971	15,357.60	37.750	23,216.25	7,858.65	LT
	Feb 3, 11	760 000	24.696	18,769.34	37.750	28,690.00	9,920.66	LT
	Feb 17, 11	45 000	27.250	1,226.25	37.750	1,698.75	472.50	LT
	Dec 7, 12	25 000	24.830	620.75	37.750	943.75	323.00	LT
	Apr 30, 13	185 000	31.155	5,763.82	37.750	6,983.75	1,219.93	LT
	Aug 2, 13	610 000	32.994	20,126.46	37.750	23,027.50	2,901.04	ST
	Oct 1, 13	1,405 000	32.217	45,265.17	37.750	53,038.75	7,773.58	ST

continued next page





ACCESS
June 2014

Account name:
Account number:

THE SERAPH FOUNDATION
H7 10172 WS

Your Financial Advisor:
RUSSEL WEBER
410-771-1110/800-233-3573

Your assets • Equities • Common stock (continued)

Holding	Trade date	Number of shares	Purchase price/Average price per share (\$)	Cost basis (\$)	Price per share on Jun 30 (\$)	Value on Jun 30 (\$)	Unrealized gain or loss (\$)	Holding period
Security total		3,645,000	29,391	107,129,39		137,598,75	30,469,36	
ITC HOLDINGS CORP								
Symbol ITC Exchange NYSE								
EAI \$1,283 Current yield 1.56%	Dec 7, 12	1,155,000	26,096	30,141,65	36,480	42,134,40	11,992,75	LT
	Dec 17, 12	15,000	26,005	390,08	36,480	547,20	157,12	LT
	Apr 30, 13	150,000	30,578	4,586,77	36,480	5,472,00	885,23	LT
	Sep 23, 13	90,000	31,000	2,790,00	36,480	3,283,20	493,20	ST
	Oct 1, 13	840,000	31,366	26,347,58	36,480	30,643,20	4,295,62	ST
Security total		2,250,000	28,558	64,256,08		82,080,00	17,823,92	
JANUS CAPITAL GROUP INC								
Symbol JNS Exchange NYSE								
EAI \$1,733 Current yield 2.56%	Jul 25, 13	3,325,000	9,207	30,615,93	12,480	41,496,00	10,880,07	ST
	Oct 1, 13	2,090,000	8,687	18,596,19 ²	12,480	26,083,20	7,487,01	ST
Security total		5,415,000	9,088	49,212,12		67,579,20	18,367,08	
KOHL'S CORP								
Symbol KSS Exchange NYSE								
EAI \$2,863 Current yield 2.96%	Feb 6, 13	325,000	45,650	14,836,57	52,680	17,121,00	2,284,43	LT
	Feb 13, 13	435,000	46,258	20,122,58	52,680	22,915,80	2,793,22	LT
	Apr 12, 13	145,000	48,375	7,014,38	52,680	7,638,60	624,22	LT
	Apr 30, 13	210,000	47,343	9,942,14	52,680	11,062,80	1,120,66	LT
	Oct 1, 13	690,000	52,114	35,958,87	52,680	36,349,20	390,33	ST
	Oct 2, 13	30,000	51,422	1,542,67	52,680	1,580,40	37,73	ST
Security total		1,835,000	48,729	89,417,21		96,667,80	7,250,59	
LEIDOS HLDGS INC								
Symbol LDOS Exchange NYSE								
EAI \$922 Current yield 3.34%	Jan 29, 13	250,000	33,845	8,461,38	38,340	9,585,00	1,123,62	LT
	Feb 14, 13	427,500	33,751	14,428,57	38,340	16,390,35	1,961,78	LT
	Apr 30, 13	42,500	41,875	1,779,69	38,340	1,629,45	-150,24	LT
Security total		720,000	34,263	24,669,64		27,604,80	2,935,16	
M & T BANK CORP								
Symbol MTB Exchange NYSE								
EAI \$2,344 Current yield 2.26%	Oct 17, 11	80,000	74,744	5,979,56	124,050	9,924,00	3,944,44	LT
	Oct 19, 11	357,000	72,350	25,828,95	124,050	44,285,85	18,456,90	LT

continued next page



ACCESS
June 2014

Account name: THE SERAPH FOUNDATION
Account number: H7 10172 WS

Your Financial Advisor:
RUSSEL WEBER
410-771-1110/800-233-3573

Your assets • Equities • Common stock (continued)

Holding	Trade date	Number of shares	Purchase price/Average price per share (\$)	Cost basis (\$)	Price per share on Jun 30 (\$)	Value on Jun 30 (\$)	Unrealized gain or loss (\$)	Holding period
	Apr 30, 13	90 000	99 407	8,946.68	124 050	11,164 50	2,217 82	LT
	Oct 1, 13	310 000	112 396	34,843 04	124 050	38,455 50	3,612 46	ST
Security total		837 000	90 320	75,598 23		103,829 85	28,231 62	
MATTEL INC								
Symbol MAT Exchange OTC	Apr 21, 10	920 000	22 076	20,310 57	38 970	35,852 40	15,541 83	LT
EAI \$2,956 Current yield 3 90%	Apr 30, 13	170 000	43 755	7,438 49	38 970	6,624 90	-813 59	LT
	Oct 1, 13	855 000	42 070	35,969 85	38 970	33,319 35	-2,650 50	ST
Security total		1,945 000	32 760	63,718 91		75,796 65	12,077 74	
MCKESSON CORP								
Symbol MCK Exchange NYSE	Nov 1, 10	350 000	67 182	23,514 02	186 210	65,173 50	41,659 48	LT
EAI \$859 Current yield 0 52%	Apr 6, 11	100 000	79 468	7,946 89	186 210	18,621 00	10,674 11	LT
	Apr 30, 13	110 000	104 073	11,448 03	186 210	20,483 10	9,035 07	LT
	Oct 1, 13	335 000	131 474	44,043 79	186 210	62,380 35	18,336 56	ST
Security total		895 000	97 154	86,952 73		166,657 95	79,705 22	
NATL FUEL GAS CO								
Symbol NFG Exchange NYSE	Dec 10, 12	100 000	53 247	5,324 79	78 300	7,830 00	2,505 21	LT
EAI \$2,094 Current yield 1 97%	Dec 11, 12	125 000	53 208	6,651 00	78 300	9,787 50	3,136 50	LT
	Dec 13, 12	100 000	53 229	5,322 94	78 300	7,830 00	2,507 06	LT
	Feb 13, 13	305 000	58 202	17,751 61	78 300	23,881 50	6,129 89	LT
	Apr 12, 13	120 000	60 483	7,257 97	78 300	9,396 00	2,138 03	LT
	Apr 30, 13	100 000	62 269	6,226 90	78 300	7,830 00	1,603 10	LT
	May 17, 13	5 000	63 800	319 00	78 300	391 50	72 50	LT
	Oct 1, 13	505 000	69 158	34,925 19	78 300	39,541 50	4,616 31	ST
Security total		1,360 000	61 603	83,779 40		106,488 00	22,708 60	
NEW YORK CMINTY BANCORP								
Symbol NYCB Exchange NYSE	Dec 8, 09	335 000	12 793	4,285 96	15 980	5,353 30	1,067 34	LT
EAI \$6,115 Current yield 6 26%	Dec 21, 09	1,160 000	14 196	16,467 48	15 980	18,536 80	2,069 32	LT
	Oct 25, 11	1,560 000	12 693	19,802 17	15 980	24,928 80	5,126 63	LT

continued next page





ACCESS
June 2014

Account name: THE SERAPH FOUNDATION
Account number: H7 10172 WS

Your Financial Advisor
RUSSEL WEBER
410-771-1110/800-233-3573

Your assets • Equities • Common stock (continued)

Holding	Trade date	Number of shares	Purchase price/ Average price per share (\$)	Cost basis (\$)	Price per share on Jun 30 (\$)	Value on Jun 30 (\$)	Unrealized gain or loss (\$)	Holding period
	Dec 7, 12	165 000	12 920	2,131 80	15 980	2,636 70	504 90	LT
	Apr 30, 13	675 000	13 437	9,070 38	15 980	10,786 50	1,716 12	LT
	Oct 1, 13	2,220 000	15 370	34,121 40	15 980	35,475 60	1,354 20	ST
Security total		6,115 000	14 044	85,879 19		97,717 70	11,838 51	
NISOURCE INC								
Symbol NI Exchange NYSE								
EAI \$2,239 Current yield 2.64%	Apr 22, 09	1,033 000	10 500	10,846 50	39 340	40,638 22	29,791 72	LT
	Apr 30, 13	260 000	30 633	7,964 76	39 340	10,228 40	2,263 64	LT
	Oct 1, 13	860 000	31 036	26,691 39	39 340	33,832 40	7,141 01	ST
Security total		2,153 000	21 135	45,502 65		84,699 02	39,196 37	
OLD REPUBLIC INTL CORP								
Symbol ORI Exchange NYSE								
EAI \$4,437 Current yield 4.41%	Apr 6, 11	103 000	13 150	1,354 45	16 540	1,703 62	349 17	LT
	Apr 12, 12	120 000	10 625	1,275 00	16 540	1,984 80	709 80	LT
	May 24, 12	140 000	9 949	1,392 93	16 540	2,315 60	922 67	LT
	Nov 16, 12	530 000	9 864	5,228 34	16 540	8,766 20	3,537 86	LT
	Dec 5, 12	145 000	10 620	1,539 90	16 540	2,398 30	858 40	LT
	Dec 7, 12	1,005 000	10 740	10,793 70	16 540	16,622 70	5,829 00	LT
	Dec 13, 12	60 000	10 619	637 15	16 540	992 40	355 25	LT
	Apr 30, 13	400 000	13 260	5,304 00	16 540	6,616 00	1,312 00	LT
	May 6, 13	1,360 000	13 720	18,659 61	16 540	22,494 40	3,834 79	LT
	Oct 1, 13	2,215 000	15 456	34,235 04	16 540	36,636 10	2,401 06	ST
Security total		6,078 000	13 231	80,420 12		100,530 12	20,110 00	
OMNICOM GROUP INC								
Symbol OMC Exchange NYSE								
EAI \$2,230 Current yield 2.81%	Aug 25, 11	515 000	38 744	19,953 57	71 220	36,678 30	16,724 73	LT
	Apr 30, 13	160 000	59 446	9,511 49	71 220	11,395 20	1,883 71	LT
	Oct 1, 13	440 000	63 397	27,894 90	71 220	31,336 80	3,441 90	ST
Security total		1,115 000	51 444	57,359 96		79,410 30	22,050 34	
PEABODY ENERGY CORP								
Symbol BTU Exchange NYSE								
EAI \$923 Current yield 2.08%	Sep 12, 13	1,085 000	18 541	20,116 99	16 350	17,739 75	-2,377 24	ST
	Sep 13, 13	505 000	18 168	9,290 34 2	16 350	8,256 75	-1,033 59	ST

continued next page



ACCESS
June 2014

Account name: THE SERAPH FOUNDATION
Account number: H7 10172 WS

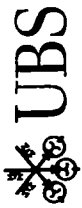
Your Financial Advisor:
RUSSEL WEBER
410-771-1110/800-233-3573

Your assets • Equities • Common stock (continued)

Holding	Trade date	Number of shares	Purchase price/Average price per share (\$)	Cost basis (\$)	Price per share on Jun 30 (\$)	Value on Jun 30 (\$)	Unrealized gain or loss (\$)	Holding period
Security total	Oct 1, 13	1,125,000	17.366	19,567,672	16.350	18,393,75	-1,173.92	ST
		2,715,000	18.039	48,975.00		44,390.25	-4,584.75	
QUEST DIAGNOSTICS INC								
Symbol DGX Exchange NYSE	Oct 8, 13	395,000	62.050	24,510.07	58.690	23,182.55	-1,327.52	ST
EAI \$2,277 Current yield 2.25%	Oct 9, 13	350,000	61.803	21,631.16	58.690	20,541.50	-1,089.66	ST
	Jan 24, 14	190,000	53.720	10,206.80	58.690	11,151.10	944.30	ST
	Feb 25, 14	470,000	53.233	25,019.60	58.690	27,584.30	2,564.70	ST
	Mar 28, 14	320,000	57.368	18,357.89	58.690	18,780.80	422.91	ST
Security total		1,725,000	57.812	99,725.52		101,240.25	1,514.73	
REGAL ENTERTAINMENT GROUP CL A								
Symbol RGC Exchange NYSE	Dec 27, 12	340,000	13.823	4,699.96	21.100	7,174.00	2,474.04	LT
EAI \$4,664 Current yield 4.17%	Dec 28, 12	210,000	13.928	2,924.92	21.100	4,431.00	1,506.08	LT
	Jan 17, 13	1,390,000	14.915	20,732.13	21.100	29,329.00	8,596.87	LT
	Apr 30, 13	390,000	17.869	6,968.99	21.100	8,229.00	1,260.01	LT
	Oct 1, 13	1,370,000	19.047	26,095.21	21.100	28,907.00	2,811.79	ST
	May 30, 14	1,270,000	19.489	24,751.79	21.100	26,797.00	2,045.21	ST
	Jun 2, 14	330,000	19.500	6,435.00	21.100	6,963.00	528.00	ST
Security total		5,300,000	17.473	92,608.00		111,830.00	19,222.00	
ROCKWELL COLLINS INC								
Symbol COL Exchange NYSE	Apr 22, 09	110,000	35.910	3,950.10	78.140	8,595.40	4,645.30	LT
EAI \$1,632 Current yield 1.54%	Feb 4, 11	170,000	65.750	11,177.50	78.140	13,283.80	2,106.30	LT
	Dec 7, 12	5,000	56.180	280.90	78.140	390.70	109.80	LT
	Mar 11, 13	315,000	61.018	19,220.89	78.140	24,614.10	5,393.21	LT
	Apr 12, 13	105,000	62.802	6,594.28	78.140	8,204.70	1,610.42	LT
	Apr 30, 13	145,000	62.203	9,019.52	78.140	11,330.30	2,310.78	LT
	Oct 1, 13	510,000	69.301	35,343.71	78.140	39,851.40	4,507.69	ST
Security total		1,360,000	62.932	85,586.90		106,270.40	20,683.50	

continued next page





ACCESS
June 2014

Account name:
Account number:
THE SERAPH FOUNDATION
H7 10172 WS

Your Financial Advisor:
RUSSEL WEBER
410-771-1110/800-233-3573

Your assets • Equities • Common stock (continued)

Holding	Trade date	Number of shares	Purchase price/Average price per share (\$)	Cost basis (\$)	Price per share on Jun 30 (\$)	Value on Jun 30 (\$)	Unrealized gain or loss (\$)	Holding period
SCIENCE APPLICATIONS INTE								
Symbol SAIC Exchange NYSE								
EAI \$460 Current yield 2.53%	Jan 29, 13	142,429	25.054	3,568.48	44.160	6,289.64	2,721.16	LT
	Feb 14, 13	244,286	24.984	6,103.40	44.160	10,787.66	4,684.26	LT
	Apr 30, 13	24,286	30.998	752.82	44.160	1,072.46	319.64	LT
Security total		411,000	25.364	10,424.70		18,149.76	7,725.06	
SEMPRA ENERGY								
Symbol SRE Exchange NYSE								
EAI \$2,138 Current yield 2.52%	May 4, 10	265,000	49.443	13,102.45	104.710	27,748.15	14,645.70	LT
	Apr 30, 13	100,000	82.370	8,237.00	104.710	10,471.00	2,234.00	LT
	Oct 1, 13	445,000	85.383	37,995.70	104.710	46,595.95	8,600.25	ST
Security total		810,000	73.253	59,335.15		84,815.10	25,479.95	
SONOCO PRODUCTS CO								
Symbol SON Exchange NYSE								
EAI \$2,285 Current yield 2.91%	Sep 22, 11	265,000	30.051	7,963.67	43.930	11,641.45	3,677.78	LT
	Apr 12, 12	435,000	32.595	14,178.87	43.930	19,109.55	4,930.68	LT
	Jun 4, 12	35,000	29.617	1,036.61	43.930	1,537.55	500.94	LT
	Jul 6, 12	60,000	29.607	1,776.43	43.930	2,635.80	859.37	LT
	Jul 9, 12	105,000	29.550	3,102.83	43.930	4,612.65	1,509.82	LT
	Apr 30, 13	210,000	34.553	7,256.24	43.930	9,225.30	1,969.06	LT
	Oct 1, 13	675,000	39.446	26,626.12	43.930	29,652.75	3,026.63	ST
Security total		1,785,000	34.701	61,940.77		78,415.05	16,474.28	
ST JUDE MEDICAL INC								
Symbol STJ Exchange NYSE								
EAI \$1,874 Current yield 1.56%	Apr 22, 09	60,000	35.603	2,136.21	69.250	4,155.00	2,018.79	LT
	Oct 15, 10	315,000	39.810	12,540.40	69.250	21,813.75	9,273.35	LT
	Feb 8, 11	515,000	44.400	22,866.00	69.250	35,663.75	12,797.75	LT
	Apr 30, 13	195,000	41.064	8,007.56	69.250	13,503.75	5,496.19	LT
	Oct 1, 13	650,000	54.176	35,214.47	69.250	45,012.50	9,798.03	ST
Security total		1,735,000	46.550	80,764.64		120,148.75	39,384.11	
STAPLES INC								
Symbol SPLS Exchange OTC								
EAI \$3,050 Current yield 4.43%	May 7, 13	2,595,000	13.921	36,127.07	10.840	28,129.80	-7,997.27	LT

continued next page



ACCESS
June 2014

Account name: THE SERAPH FOUNDATION
Account number: H7 10172 WS

Your Financial Advisor:
RUSSEL WEBER
410-771-1110/800-233-3573

Your assets • Equities • Common stock (continued)

Holding	Trade date	Number of shares	Purchase price/Average price per share (\$)	Cost basis (\$)	Price per share on Jun 30 (\$)	Value on Jun 30 (\$)	Unrealized gain or loss (\$)	Holding period
	Jun 12, 13	915 000	15 599	14,273 82	10 840	9,918 60	-4,355 22	LT
	Sep 6, 13	445 000	14 171	6,306 45	10 840	4,823 80	-1,482 65	ST
	Oct 1, 13	2,400 000	14 817	35,562 48	10 840	26,016 00	-9,546 48	ST
Security total		6,355 000	14 519	92,269 82		68,888 20	-23,381 62	
SUN COMMUNITIES INC								
Symbol SUI Exchange NYSE								
EAI \$5,499 Current yield 5 22%								
	Jan 11, 12	195 000	33 876	6,605 88	49 840	9,718 80	3,112 92	LT
	Feb 24, 12	170 000	37 837	6,432 45	49 840	8,472 80	2,040 35	LT
	Mar 20, 12	170 000	40 316	6,853 77	49 840	8,472 80	1,619 03	LT
	Mar 22, 12	40 000	40 340	1,613 63	49 840	1,993 60	379 97	LT
	Sep 20, 12	495 000	42 242	20,909 88	49 840	24,670 80	3,760 92	LT
	Dec 7, 12	95 000	37 831	3,594 00	49 840	4,734 80	1,140 80	LT
	Apr 30, 13	120 000	49 655	5,958 70	49 840	5,980 80	22 10	LT
	Oct 1, 13	830 000	44 549	36,976 00	49 840	41,367 20	4,391 20	ST
Security total		2,115 000	42 054	88,944 31		105,411 60	16,467 29	
SUNTRUST BANKS INC								
Symbol STI Exchange NYSE								
EAI \$2,292 Current yield 2 00%								
	Oct 19, 11	250 000	18 915	4,728 85	40 060	10,015 00	5,286 15	LT
	Oct 25, 11	1,290 000	18 831	24,292 76	40 060	51,677 40	27,384 64	LT
	Apr 30, 13	250 000	29 146	7,286 63	40 060	10,015 00	2,728 37	LT
	Oct 1, 13	1,075 000	32 887	35,353 74	40 060	43,064 50	7,710 76	ST
Security total		2,865 000	25 013	71,661 98		114,771 90	43,109 92	
SYSCO CORP								
Symbol SYY Exchange NYSE								
EAI \$3,428 Current yield 3 10%								
	Sep 27, 12	160 000	31 060	4,969 68	37 450	5,992 00	1,022 32	LT
	Oct 26, 12	715 000	30 826	22,041 30	37 450	26,776 75	4,735 45	LT
	Nov 15, 12	695 000	29 820	20,725 39	37 450	26,027 75	5,302 36	LT
	Apr 30, 13	235 000	34 725	8,160 56	37 450	8,800 75	640 19	LT
	Oct 1, 13	1,150 000	31 817	36,589 78	37 450	43,067 50	6,477 72	ST
Security total		2,955 000	31 298	92,486 71		110,664 75	18,178 04	

continued next page





ACCESS
June 2014

Account name:
THE SERAPH FOUNDATION
H7 10172 WS

Your Financial Advisor
RUSSEL WEBER
410-771-1110/800-233-3573

Your assets, Equities, Common stock (continued)

Holding	Trade date	Number of shares	Purchase price/Average price per share (\$)	Cost basis (\$)	Price per share on Jun 30 (\$)	Value on Jun 30 (\$)	Unrealized gain or loss (\$)	Holding period
TECO ENERGY INC								
Symbol TE Exchange NYSE								
EAI \$3,722 Current yield 4.76%	Sep 24, 12	5 000	17 500	87 50	18 480	92 40	4 90	LT
	Sep 27, 12	1,035 000	17 628	18,245 70	18 480	19,126 80	881 10	LT
	Nov 7, 12	1,290 000	17 529	22,666 38 ²	18 480	23,839 20	1,172 82	LT
	Apr 30, 13	240 000	18 976	4,554 43	18 480	4,435 20	-119 23	LT
	Oct 1, 13	1,660 000	16 686	27,956 18 ²	18 480	30,676 80	2,720 62	
Security total		4,230 000	17 378	73,510 19		78,170 40	4,660 21	
TELEPHONE & DATA SYS INC								
Symbol TDS Exchange NYSE								
EAI \$846 Current yield 2.05%	Apr 22, 09	659 000	24 217	15,959 34	26 110	17,206 49	1,247 15	LT
	Apr 12, 12	195 000	23 126	4,509 67	26 110	5,091 45	581 78	LT
	Apr 30, 13	145 000	22 190	3,217 67	26 110	3,785 95	568 28	LT
	Oct 1, 13	580 000	29 794	17,280 52	26 110	15,143 80	-2,136 72	ST
Security total		1,579 000	25 945	40,967 20		41,227 69	260 49	
ULTRA PETROLEUM CORP (CANADA)								
Symbol UPL Exchange NYSE								
CAD Exchange rate 1.06515	May 17, 13	1,385 000	22 476	31,129 96	29 690	41,120 65	9,990 69	LT
	Oct 1, 13	855 000	20 957	18,594 98 ²	29 690	25,384 95	6,789 97	
Security total		2,240 000	22 199	49,724 94		66,505 60	16,780 66	
VERIFONE SYSTEMS INC								
Symbol PAY Exchange NYSE								
	Apr 10, 13	1,050 000	21 144	22,201 83	36 750	38,587 50	16,385 67	LT
	Apr 30, 13	215 000	20 946	4,503 50	36 750	7,901 25	3,397 75	LT
	Oct 1, 13	780 000	23 018	17,954 66	36 750	28,665 00	10,710 34	ST
Security total		2,045 000	21 839	44,659 99		75,153 75	30,493 76	
XCEL ENERGY INC								
Symbol XEL Exchange NYSE								
EAI \$2,028 Current yield 3.72%	Apr 22, 09	810 000	18 510	14,993 10	32 230	26,106 30	11,113 20	LT
	Apr 6, 11	115 000	24 230	2,786 45	32 230	3,706 45	920 00	LT
	Apr 30, 13	105 000	31 560	3,313 80	32 230	3,384 15	70 35	LT
	Oct 1, 13	660 000	27 815	18,358 10	32 230	21,271 80	2,913 70	ST
Security total		1,690 000	23 344	39,451 45		54,468 70	15,017 25	

continued next page



ACCESS
June 2014

Account name: THE SERAPH FOUNDATION
Account number: H7 10172 WS

Your Financial Advisor:
RUSSEL WEBER
410-771-1110/800-233-3573

Your assets • Equities • Common stock (continued)

Holding	Trade date	Number of shares	Purchase price/Average price per share (\$)	Cost basis (\$)	Price per share on Jun 30 (\$)	Value on Jun 30 (\$)	Unrealized gain or loss (\$)	Holding period
ZIMMER HOLDINGS INC								
Symbol ZMH Exchange NYSE								
EAI \$1,008 Current yield 0.85%								
	Sep 21, 10	65 000	51 610	3,354 65	103 860	6,750 90	3,396 25	LT
	Oct 15, 10	25 000	50 935	1,273 39	103 860	2,596 50	1,323 11	LT
	Feb 3, 11	340 000	60 417	20,541 92	103 860	35,312 40	14,770 48	LT
	Jan 11, 13	160 000	71 114	11,378 29	103 860	16,617 60	5,239 31	LT
	Apr 30, 13	105 000	76 143	7,995 02	103 860	10,905 30	2,910 28	LT
	Oct 1, 13	450 000	82 146	36,966 06	103 860	46,737 00	9,770 94	ST
Security total		1,145 000	71 187	81,509 33		118,919 70	37,410 37	
Total				\$3,939,332.27		\$4,943,061.71	\$1,003,729.44	

Total estimated annual income: \$128,510

* Value has been adjusted to include the amount of the disallowed loss as a result of a Wash Sale transaction

Your total assets

	Value on Jun 30 (\$)	Percentage of your account	Cost basis (\$)	Estimated annual income (\$)	Unrealized gain or loss (\$)
Cash	339,271.00	6.42%	339,271.00		
Equities	4,943,061.71	93.58%	3,939,332.27	128,510.00	1,003,729.44
Total	\$5,282,332.71	100.00%	\$4,278,603.27	\$128,510.00	\$1,003,729.44

Account activity this month

For more information about the price/value shown for restricted securities, see Important information about your statement at the end of this document

Date	Activity	Description	Your expense code	Quantity/Face value	Price/Value (\$)	Cash amount (\$)	Cash and money balance (\$)
May 30		Cash and money balance					\$304,838.42
Jun 2	Sold	BRANDYWINE RLTY TRUST NEW UNSOLICITED Other fees and charges \$1.17		-3,492 000	15 165600	52,957 11	
Jun 2	Dividend	Average Priced Trade ▶ SYMBOL.BDN ▶ CUSIP NO 105368203 ▶ Location of Execution 09 ▶ Capacity Agent				610 05	
Jun 2	Dividend	ENERGY CORP NEW PAID ON				408 00	
Jun 2	Dividend	ROCKWELL COLLINS INC PAID ON					358,813 58

continued next page



ACCOUNT 2 OF 6
WELLS FARGO - 0092

QUANTITY	SECURITY	BOOK VALUE	MARKET VALUE
SEE SCHEDULES ATTACHED FOR DETAILS			
LINE 1	CASH-NO INTEREST	(44,391.91)	(44,391.91)
LINE 2	CASH EQUIVALENTS	531,804.77	531,804.77
LINE 10a	GOVERNMENT BONDS & NOTES		
LINE 10c	GOVT AGENCY BONDS, NOTES & CORP		
LINE 10b	COMMON STOCKS	7,500,997.30	9,901,683.05
LINE 13	INVESTMENTS OTHER		
LINE 15	OTHER ASSETS		
LINE 16	TOTAL ASSETS AS OF 6/30/2014	7,988,410.16	10,389,095.91

**THE SERAPH FOUNDATION INC
QUANTICO CORE EQUITY ACCT**

JUNE 1, 2014 - JUNE 30, 2014
ACCOUNT NUMBER: 7571-0092

Additional information

	THIS PERIOD	THIS YEAR	THIS PERIOD	THIS YEAR
Gross proceeds	569,103.41	2,494,441.73	-160.58	-281.44
Foreign withholding				

Portfolio detail

Cash and Sweep Balances

Sweep Balances - You have the right, in the course of normal business operations, to withdraw balances in the Bank Deposit Sweep or redeem shares of the money market mutual fund used in the sweep, subject to any open commitments in any of your accounts and have the proceeds returned to your accounts or remitted to you. Note, however, that as required by federal banking regulations, the banks in the Bank Deposit Sweep reserve the right to require seven days prior notice before permitting a transfer out of the Bank Deposit Sweep. In addition, the money market mutual funds in the sweep reserve the right to require one or more day's prior notice before permitting withdrawals.

Bank Deposit Sweep - Consists of monies held at Wells Fargo Bank, N.A. and (if amounts exceed \$250,000) at one or more other Wells Fargo affiliated banks. These assets are not covered by SIPC, but are instead eligible for FDIC insurance of up to \$250,000 per depositor, per institution, in accordance with FDIC rules. For additional information on the Bank Deposit Sweep for your account, please contact Your Financial Advisor.

DESCRIPTION	ANNUAL PERCENTAGE YIELD EARNED*	CURRENT MARKET VALUE	ESTIMATED ANNUAL INCOME
Cash	0.00	-44,391.91	0.00
BANK DEPOSIT SWEEP	0.01	531,804.77	53.18
Interest Period 06/01/14 - 06/30/14			
Total Cash and Sweep Balances		\$487,412.86	\$53.18

* APYE measures the total amount of the interest paid on an account based on the interest rate and the frequency of the compounding during the interest period. The annual percentage yield earned is expressed as an annualized rate, based on a 365 day year.

Stocks, options & ETFs

Stocks and ETFs

DESCRIPTION	QUANTITY	ADJ PRICE/ ORIG PRICE	ADJ COST/ ORIG COST	CURRENT PRICE	CURRENT MARKET VALUE	UNREALIZED GAIN/LOSS	ESTIMATED	
							ANNUAL INCOME	ANNUAL YIELD (%)
AGNICO EAGLE MINES LIMITED								
AEM								
Acquired 09/25/13	785	27.18	21,338.96		30,065.50	8,726.54		
Acquired 10/01/13	2,070	25.75	53,315.96		79,281.00	25,965.04		
Acquired 04/16/14	2,511	28.23	70,896.83		96,171.30	25,274.47		
Total	5,366		\$145,551.75	38.3000	\$205,517.80	\$59,966.05	\$1,717.12	0.84





THE SERAPH FOUNDATION INC
QUANTICO CORE EQUITY ACCT

JUNE 1, 2014 - JUNE 30, 2014
ACCOUNT NUMBER 7571-0092

Stocks, options & ETFs
Stocks and ETFs continued

DESCRIPTION	QUANTITY	ADJ PRICE/ ORIG PRICE	ADJ COST/ ORIG COST	CURRENT PRICE	CURRENT MARKET VALUE	UNREALIZED GAIN/LOSS	ESTIMATED	
							ANNUAL INCOME	ANNUAL YIELD (%)
APPLE INC								
AAPL								
Acquired 10/06/08 nc	2,247	12.74	28,630.22	92.9300	208,813.71	180,183.49		
Acquired 02/04/10 nc	448	27.43	12,289.03		41,632.64	29,343.61		
Acquired 12/06/12	448	74.87	33,543.87		41,632.64	8,088.77		
Acquired 01/15/13	791	69.46	54,943.99		73,507.63	18,563.64		
Acquired 01/25/13	616	63.65	39,212.80		57,244.88	18,032.08		
Total	4,550		\$168,619.91	92.9300	\$422,831.50	\$254,211.59	\$8,554.00	2.02
BECTON DICKINSON & CO								
BDX								
Acquired 11/05/09 nc	353	68.90	24,321.70	118.3000	41,759.90	17,438.20		
Acquired 09/14/10 nc	579	70.97	41,093.39		68,495.70	27,402.31		
Acquired 02/08/11	289	80.89	23,379.13		34,188.70	10,809.57		
Acquired 07/12/12	90	74.43	6,699.59		10,647.00	3,947.41		
Total	1,311		\$95,493.81	118.3000	\$155,091.30	\$59,597.49	\$2,857.98	1.84
BED BATH & BEYOND INC								
BBBY								
Acquired 10/23/12	530	59.42	31,495.87	57.3800	30,411.40	-1,084.47		
Acquired 10/26/12	797	57.37	45,730.43		45,731.86	1.43		
Acquired 01/14/14	826	67.97	56,143.22		47,395.88	-8,747.34		
Acquired 02/03/14	761	62.65	47,681.82		43,666.18	-4,015.64		
Acquired 04/11/14	785	63.31	49,698.35		45,043.30	-4,655.05		
Acquired 06/27/14	870	56.69	49,325.54		49,920.60	595.06		
Total	4,569		\$280,075.23	57.3800	\$262,169.22	-\$17,906.01	N/A	N/A
BERKSHIRE HATHAWAY INC								
CL A								
BRK/A								
Acquired 05/30/02 nc	1	75,500.00	75,500.00	189,900.50	189,900.50	114,400.50		
Acquired 02/07/03 nc	1	63,900.00	63,900.00	189,900.50	189,900.50	126,000.50		
Acquired 03/27/03 nc	1	65,600.00	65,600.00	189,900.50	189,900.50	124,300.50		
Total	3		\$205,000.00	189,900.5000	\$569,701.50	\$364,701.50	N/A	N/A

THE SERAPH FOUNDATION INC
QUANTICO CORE EQUITY ACCT

JUNE 1, 2014 - JUNE 30, 2014
ACCOUNT NUMBER: 7571-0092

Stocks, options & ETFs
Stocks and ETFs continued

DESCRIPTION	QUANTITY	ADJ PRICE/ ORIG PRICE	ADJ COST/ ORIG COST	CURRENT PRICE	CURRENT MARKET VALUE	UNREALIZED GAIN/LOSS	ESTIMATED	
							ANNUAL INCOME	ANNUAL YIELD (%)
BERKSHIRE HATHAWAY IN m SERIES B NEW BRK/B	3,632	72.17**	262,145.58	126.5600	459,665.92	197,520.34	N/A	N/A
CATERPILLAR INC CAT	53	86.59	4,589.29		5,759.51	1,170.22		
Acquired 09/26/12	387	83.09	32,156.77		42,055.29	9,898.52		
Acquired 10/10/12	458	86.99	39,843.68		49,770.86	9,927.18		
Acquired 03/20/13	502	83.27	41,805.14		54,552.34	12,747.20		
Total	1,400		\$118,394.88	108.6700	\$152,138.00	\$33,743.12		\$3,920.00
CHEVRON CORPORATION CVX	595	105.61	62,838.77		77,677.25	14,838.48		
Acquired 01/18/12	466	105.66	49,237.56		60,836.30	11,598.74		
Acquired 02/14/12	35	101.96	3,568.84		4,569.25	1,000.41		
Acquired 04/10/12								
Total	1,096		\$115,645.17	130.5500	\$143,082.80	\$27,437.63		\$4,690.88
CISCO SYSTEMS INC CSCO	1,083	18.80	20,370.68		26,912.55	6,541.87		
Acquired 02/14/11	3,000	17.43	52,319.58		74,550.00	22,230.42		
Acquired 04/12/11	2,741	15.40	42,229.22		68,113.85	25,884.63		
Acquired 07/24/12	2,477	22.47	55,658.19		61,553.45	5,895.26		
Acquired 10/31/13	2,980	21.48	64,039.31		74,053.00	10,013.69		
Total	12,281		\$234,616.98	24.8500	\$305,162.85	\$70,565.87		\$9,333.56
COACH INC COH	14,946	44.58**	666,388.36	34.1900	511,003.74	-155,384.62		20,177.10
COCA-COLA COMPANY KO	4,250	25.17	106,972.50		180,030.00	73,057.50		
Acquired 07/18/08 nc	900	37.43	33,692.58		38,124.00	4,431.42		
Acquired 02/18/14								
Total	5,150		\$140,665.08	42.3600	\$218,154.00	\$77,488.92		\$6,283.00
COSTCO WHSL CORP NEW COM	432	63.02	27,224.64		49,749.12	22,524.48		
Acquired 07/24/08 nc	59	65.77	3,880.50		6,794.44	2,913.94		
Acquired 09/19/08 nc								



P11M

THE SERAPH FOUNDATION INC
QUANTICO CORE EQUITY ACCTJUNE 1, 2014 - JUNE 30, 2014
ACCOUNT NUMBER 7571-0092Stocks, options & ETFs
Stocks and ETFs continued

DESCRIPTION	QUANTITY	ADJ PRICE/ ORIG PRICE	ADJ COST/ ORIG COST	CURRENT PRICE	CURRENT MARKET VALUE	UNREALIZED GAIN/LOSS	ESTIMATED	
							ANNUAL INCOME	ANNUAL YIELD (%)
Acquired 05/08/09 nc	366	45.75	16,747.09	115.1600	42,148.56	25,401.47	\$1,216.94	1.23
Total	857		\$47,852.23	115.1600	\$98,692.12	\$50,839.89	\$1,216.94	1.23
DEERE & CO								
DE								
Acquired 08/07/13	1,699	81.24	138,033.72		153,844.45	15,810.73		
Acquired 02/13/14	530	85.43	45,281.96		47,991.50	2,709.54		
Total	2,229		\$183,315.68	90.5500	\$201,835.95	\$18,520.27	\$5,349.60	2.65
DEVON ENERGY CORP								
DVN								
Acquired 10/08/08 nc	664	26.58	17,651.18		56,931.36	39,280.18		
Acquired 09/23/11	1,200	31.72	38,064.00		102,888.00	64,824.00		
Acquired 09/29/11	382	30.95	11,822.90		32,752.68	20,929.78		
Total	2,246		\$67,538.08	85.7400	\$192,572.04	\$125,033.96	\$1,931.56	1.00
EMC CORP MASS								
EMC								
Acquired 05/09/13	2,860	23.18	66,309.67		75,332.40	9,022.73		
Acquired 10/23/13	4,900	23.76	116,450.95		129,066.00	12,615.05		
Acquired 01/30/14	2,058	24.60	50,626.80		54,207.72	3,580.92		
Total	9,818		\$233,387.42	26.3400	\$258,606.12	\$25,218.70	\$4,516.28	1.75
EBAY INC								
EBAY								
Acquired 05/01/14	2,884	52.31	150,862.04		144,373.04	-6,489.00		
Acquired 06/05/14	1,161	50.19	58,277.09		58,119.66	-157.43		
Total	4,045		\$209,139.13	50.0600	\$202,492.70	-\$6,646.43	N/A	N/A
EXXON MOBIL CORP								
XOM								
Acquired 08/24/05 nc	1,051	59.31	62,334.81		105,814.68	43,479.87		
Acquired 08/06/08 nc	246	77.93	19,170.78		24,767.28	5,596.50		
Acquired 08/16/11	419	73.54	30,815.89		42,184.92	11,369.03		
Acquired 09/07/11	411	72.18	29,668.08		41,379.48	11,711.40		
Total	2,127		\$141,989.56	100.6800	\$214,146.36	\$72,156.80	\$5,870.52	2.74

THE SERAPH FOUNDATION INC
QUANTICO CORE EQUITY ACCT

JUNE 1, 2014 - JUNE 30, 2014
ACCOUNT NUMBER: 7571-0092

Stocks, options & ETFs
Stocks and ETFs continued

DESCRIPTION	QUANTITY	ADJ PRICE/ ORIG PRICE	ADJ COST/ ORIG COST	CURRENT PRICE	CURRENT MARKET VALUE	UNREALIZED GAIN/LOSS	ESTIMATED	
							ANNUAL INCOME	ANNUAL YIELD (%)
FLUOR CORP (NEW)								
FLR								
Acquired 03/17/14	1,953	75.12	146,723.61		150,185.70	3,462.09		
Acquired 05/16/14	785	73.27	57,521.89		60,366.50	2,844.61		
Total	2,738		\$204,245.50	76.9000	\$210,552.20	\$6,306.70	\$2,299.92	1.09
FRANKLIN RESOURCES INC								
BEN								
Acquired 02/04/14	2,696	50.89	137,212.64	57.8400	155,936.64	18,724.00	1,294.08	0.82
GAP INC								
GPS								
Acquired 09/27/13	3,174	40.48	128,484.15		131,943.18	3,459.03		
Acquired 10/11/13	1,236	36.98	45,717.54		51,380.52	5,662.98		
Acquired 12/20/13	1,767	38.81	68,582.39		73,454.19	4,871.80		
Total	6,177		\$242,784.08	41.5700	\$256,777.89	\$13,993.81	\$5,435.76	2.12
GENERAL ELECTRIC COMPANY								
GE								
Acquired 10/02/08 nc	859	22.60	19,413.40		22,574.52	3,161.12		
Acquired 07/30/09 nc	6,000	13.03	78,180.00		157,680.00	79,500.00		
Acquired 08/23/11	1,350	15.19	20,509.97		35,478.00	14,968.03		
Acquired 09/06/11	153	15.22	2,328.66		4,020.84	1,692.18		
Acquired 01/30/14	1,881	25.45	47,871.45		49,432.68	1,561.23		
Total	10,243		\$168,303.48	26.2800	\$269,186.04	\$100,882.56	\$9,013.84	3.35
GENERAL MOTORS CO								
GM								
Acquired 06/01/12	198	22.25	4,407.46		7,187.40	2,779.94		
Acquired 08/14/12	2,663	20.63	54,951.27		96,666.90	41,715.63		
Acquired 03/22/13	889	28.23	25,096.47		32,270.70	7,174.23		
Acquired 02/07/14	1,328	36.00	47,808.00		48,206.40	398.40		
Acquired 03/12/14	1,847	34.92	64,512.57		67,046.10	2,533.53		
Acquired 04/11/14	1,626	33.00	53,658.00		59,023.80	5,365.80		
Total	8,551		\$250,433.77	36.3000	\$310,401.30	\$59,967.53	\$10,261.20	3.31
GOOGLE CL C NON-VOTING								
GOOG								
Acquired 01/20/12	25	293.51	7,337.92		14,382.00	7,044.08		
Acquired 04/18/12	95	303.20	28,804.38		54,651.60	25,847.22		
Total	120		\$36,142.30	575.2800	\$69,033.60	\$32,891.30	N/A	N/A



PIM

THE SERAPH FOUNDATION INC
QUANTICO CORE EQUITY ACCT

JUNE 1, 2014 - JUNE 30, 2014
ACCOUNT NUMBER: 7571-0092

Stocks, options & ETFs
Stocks and ETFs continued

DESCRIPTION	QUANTITY	ADJ PRICE/ ORIG PRICE	ADJ COST/ ORIG COST	CURRENT PRICE	CURRENT MARKET VALUE	UNREALIZED GAIN/LOSS	ESTIMATED	
							ANNUAL INCOME	ANNUAL YIELD (%)
MCDONALDS CORP								
MCD								
Acquired 08/14/09 nc	463	54.99	25,461.94		46,642.62	21,180.68		
Acquired 09/09/09 nc	900	55.06	49,557.26		90,666.00	41,108.74		
Acquired 10/22/12	585	88.07	51,526.32		58,932.90	7,406.58		
Total	1,948		\$126,545.52	100.7400	\$196,241.52	\$69,696.00	\$6,311.52	3.22
MERCK & CO INC NEW								
MRK								
Acquired 02/07/11	495	32.98	16,329.84		28,635.75	12,305.91		
Acquired 02/16/11	1,501	32.85	49,309.38		86,832.85	37,523.47		
Acquired 11/10/11	731	34.53	25,241.43		42,288.35	17,046.92		
Total	2,727		\$90,880.65	57.8500	\$157,756.95	\$66,876.30	\$4,799.52	3.04
MICROSOFT CORP								
MSFT								
Acquired 02/14/08 nc	79	28.78	2,274.29		3,294.30	1,020.01		
Acquired 07/22/10 nc	800	25.88	20,704.00		33,360.00	12,656.00		
Acquired 09/24/10 nc	3,289	24.73	81,336.97		137,151.30	55,814.33		
Total	4,168		\$104,315.26	41.7000	\$173,805.60	\$69,490.34	\$4,668.16	2.69
OCCIDENTAL PETE CORP								
OXY								
Acquired 09/28/12	1,108	85.97	95,261.81		113,714.04	18,452.23		
Acquired 10/04/12	424	83.95	35,594.80		43,515.12	7,920.32		
Acquired 10/31/12	515	78.89	40,632.78		52,854.45	12,221.67		
Acquired 03/19/13	365	80.81	29,499.01		37,459.95	7,960.94		
Total	2,412		\$200,988.40	102.6300	\$247,543.56	\$46,555.16	\$6,946.56	2.81
ORACLE CORPORATION								
ORCL								
Acquired 01/04/12	2,615	25.71	67,257.27		105,985.95	38,728.68		
Acquired 03/22/13	1,606	31.85	51,166.84		65,091.18	13,924.34		
Total	4,221		\$118,424.11	40.5300	\$171,077.13	\$52,653.02	\$2,026.08	1.18
PETSMART INC								
PETM								
Acquired 02/21/14	2,253	64.41	145,136.45		134,729.40	-10,407.05		
Acquired 05/21/14	1,230	57.50	70,725.00		73,554.00	2,829.00		
Total	3,483		\$215,861.45	59.8000	\$208,283.40	-\$7,576.05	\$2,716.74	1.30



PIM

THE SERAPH FOUNDATION INC
QUANTICO CORE EQUITY ACCT

JUNE 1, 2014 - JUNE 30, 2014
ACCOUNT NUMBER 7571-0092



Stocks, options & ETFs
Stocks and ETFs continued

DESCRIPTION	QUANTITY	ADJ PRICE/ ORIG PRICE	ADJ COST/ ORIG COST	CURRENT PRICE	CURRENT MARKET VALUE	UNREALIZED GAIN/LOSS	ESTIMATED	
							ANNUAL INCOME	ANNUAL YIELD (%)
PFIZER INCORPORATED								
PFE								
Acquired 06/02/09 nc	1,254	14.98	18,797.07		37,218.72	18,421.65		
Acquired 07/08/09 nc	1,759	14.61	25,698.99		52,207.12	26,508.13		
Acquired 04/27/10 nc	1,451	16.79	24,362.29		43,065.68	18,703.39		
Total	4,464		\$68,858.35	29.6800	\$132,491.52	\$63,633.17	\$4,642.56	3.50
PROCTER & GAMBLE CO								
PG								
Acquired 05/08/07 nc	687	61.90	42,525.30		53,991.33	11,466.03		
Acquired 09/09/09 nc	1,100	53.96	59,361.01		86,449.00	27,087.99		
Total	1,787		\$101,886.31	78.5900	\$140,440.33	\$38,554.02	\$4,599.73	3.28
QUALCOMM INC								
QCOM								
Acquired 11/21/11	5	54.30	271.50		396.00	124.50		
Acquired 12/14/11	1,024	52.96	54,237.70		81,100.80	26,863.10		
Acquired 06/15/12	431	56.11	24,185.98		34,135.20	9,949.22		
Acquired 06/28/13	144	61.41	8,843.27		11,404.80	2,561.53		
Total	1,604		\$87,538.45	79.2000	\$127,036.80	\$39,498.35	\$2,694.72	2.12
RALPH LAUREN CORP								
CLASS A								
RL								
Acquired 01/13/14	778	169.82	132,120.33		125,016.82	-7,103.51		
Acquired 01/17/14	352	162.82	57,313.53		56,562.88	-750.65		
Acquired 02/03/14	348	153.86	53,544.41		55,920.12	2,375.71		
Acquired 04/28/14	440	149.48	65,773.95		70,703.60	4,929.65		
Total	1,918		\$308,752.22	160.6900	\$308,203.42	-\$548.80	\$3,452.40	1.12
URBAN OUTFITTERS INC								
URBN								
Acquired 12/04/13	4,002	36.98	147,996.36		135,507.72	-12,488.64		
Acquired 12/19/13	1,286	35.79	46,037.19		43,543.96	-2,493.23		
Acquired 05/22/14	1,518	32.50	49,335.00		51,399.48	2,064.48		
Total	6,806		\$243,368.55	33.8600	\$230,451.16	-\$12,917.39	N/A	N/A
3M CO								
MMM								
Acquired 10/28/10 nc	69	84.51	5,831.50		9,883.56	4,052.06		
Acquired 09/02/11	400	79.81	31,925.88		57,296.00	25,370.12		
Acquired 09/22/11	499	74.71	37,280.29		71,476.76	34,196.47		

**THE SERAPH FOUNDATION INC
QUANTICO CORE EQUITY ACCT**

JUNE 1, 2014 - JUNE 30, 2014
ACCOUNT NUMBER: 7571-0092

**Stocks, options & ETFs
Stocks and ETFs continued**

DESCRIPTION	QUANTITY	ADJ PRICE/ ORIG PRICE	ADJ COST/ ORIG COST	CURRENT PRICE	CURRENT MARKET VALUE	UNREALIZED GAIN/LOSS	ESTIMATED	
							ANNUAL INCOME	ANNUAL YIELD (%)
Total	968		\$75,037.67	143.2400	\$138,656.32	\$63,618.65	\$3,310.56	2.39
Total Stocks and ETFs			\$7,500,997.30		\$9,901,683.05	\$2,400,685.75	\$183,591.18	1.85
Total Stocks, options & ETFs			\$7,500,997.30		\$9,901,683.05	\$2,400,685.75	\$183,591.18	1.85

** Because you have more than 6 tax lots, we are showing the average cost per share.
 m This security contains multiple tax lots that may or may not include cost information that is reportable to the IRS.
 nc Cost information for this tax lot is not covered by IRS reporting requirements. Unless indicated, cost for all other lots will be reported to the IRS.

Bank Deposit Sweep Allocation

Monies on deposit at each bank are eligible for FDIC insurance of up to \$250,000 per depositor, per bank in accordance with FDIC rules. In those instances where deposit balances exceed the maximum FDIC insurance limits, those deposits will be uninsured. Deposits at each bank are not held in your securities brokerage account and therefore not covered by SIPC. Settlement timing differences will cause balances displayed in this section to vary from those indicated in the Portfolio detail section due to activity that occurs after 2pm ET on the last business day of the month. For more information please refer to the "Cash Sweep Program Disclosure Statement" or contact Your Financial Advisor

DESCRIPTION	CURRENT VALUE	AS OF VALUE DATE
WELLS FARGO BANK, N.A	250,000.00	06/30
WELLS FARGO BANK SOUTH CENTRAL, N.A.	250,000.00	06/30
WELLS FARGO BANK NORTHWEST, N.A.	31,801.91	06/30
Total Bank Deposits	\$531,801.91	

Activity detail

DATE	ACCOUNT TYPE	TRANSACTION	QUANTITY	DESCRIPTION	PRICE	AMOUNT	CASH AND SWEEP BALANCES
06/01				BEGINNING BALANCE			196,765.83
06/02	Cash	DIVIDEND		INTEL CORP 060114 19,762 AS OF 6/01/14		4,446.45	201,212.28
06/03	Cash	DIVIDEND		PFIZER INCORPORATED 060314 4,464		1,160.64	
06/03	Cash	SALE	-1,900.00000	INTEL CORP	27.4820	52,214.65	254,587.57
06/05	Cash	PURCHASE	1,161.00000	EBAY INC	50.1955	-58,277.09	196,310.48



P1M

001 BEPA BEL3

ACCOUNT 3 OF 6
WELLS FARGO-0128

QUANTITY	SECURITY	BOOK VALUE	MARKET VALUE
SEE SCHEDULES ATTACHED FOR DETAILS			
LINE 1	CASH-NO INTEREST	89.00	89.00
LINE 2	CASH EQUIVALENTS	31,766.12	31,766.12
LINE 10a	GOVERNMENT BONDS & NOTES		
LINE 10c	GOVT AGENCY BONDS, NOTES & CORP		
LINE 10b	COMMON STOCKS	1,676,123.95	2,060,024.92
LINE 13	INVESTMENTS OTHER		
LINE 15	OTHER ASSETS		
LINE 16	TOTAL ASSETS AS OF 6/30/2014	1,707,979.07	2,091,880.04

SERAPH FOUNDATION INC

JUNE 1, 2014 - JUNE 30, 2014
ACCOUNT NUMBER: 7571-0128

Additional information

Gross proceeds	THIS PERIOD	0 00	THIS YEAR	270,526 86	Foreign withholding	THIS PERIOD	-1,724 73	THIS YEAR	-5,831 05
----------------	-------------	------	-----------	------------	---------------------	-------------	-----------	-----------	-----------

Portfolio detail

Cash and Sweep Balances

Sweep Balances - You have the right, in the course of normal business operations, to withdraw balances in the Bank Deposit Sweep or redeem shares of the money market mutual fund used in the sweep, subject to any open commitments in any of your accounts and have the proceeds returned to your accounts or remitted to you. Note, however, that as required by federal banking regulations, the banks in the Bank Deposit Sweep reserve the right to require seven days prior notice before permitting a transfer out of the Bank Deposit Sweep. In addition, the money market mutual funds in the sweep reserve the right to require one or more day's prior notice before permitting withdrawals. Bank Deposit Sweep - Consists of monies held at Wells Fargo Bank, N.A. and (if amounts exceed \$250,000) at one or more other Wells Fargo affiliated banks. These assets are not covered by SIPC, but are instead eligible for FDIC insurance of up to \$250,000 per depositor, per institution, in accordance with FDIC rules. For additional information on the Bank Deposit Sweep for your account, please contact Your Financial Advisor.

DESCRIPTION	ANNUAL PERCENTAGE YIELD EARNED*	CURRENT MARKET VALUE	ESTIMATED ANNUAL INCOME
Cash	0 00	89 09	0 00
BANK DEPOSIT SWEEP	0 01	31,766 03	3 17
Interest Period 06/01/14 - 06/30/14			
Total Cash and Sweep Balances		\$31,855.12	\$3.17


* APYE measures the total amount of the interest paid on an account based on the interest rate and the frequency of the compounding during the interest period. The annual percentage yield earned is expressed as an annualized rate, based on a 365 day year.

Stocks, options & ETFs

Stocks and ETFs

DESCRIPTION	QUANTITY	ADJ PRICE/ ORIG PRICE	ADJ COST/ ORIG COST	CURRENT PRICE	CURRENT MARKET VALUE	UNREALIZED GAIN/LOSS	ESTIMATED	
							ANNUAL INCOME	ANNUAL YIELD (%)
ABB LTD -SPONS ADR								
ABB								
Acquired 04/27/12	297	18 88	5,608 57		6,836 94	1,228.37		
Acquired 05/02/12	600	18 14	10,889 76		13,812 00	2,922 24		
Acquired 06/13/12	650	16 09	10,464 09		14,963 00	4,498 91		
Acquired 02/20/14	374	25 11	9,394.69		8,609 48	-785 21		
Acquired 03/25/14	419	24 98	10,470 68		9,645 38	-825 30		
Acquired 06/12/14	677	23 32	15,788.79		15,584 54	-204 25		
Total	3,017		\$62,616.58	23.0200	\$69,451.34	\$6,834.76	\$2,320.07	3.34





SERAPH FOUNDATION INC

JUNE 1, 2014 - JUNE 30, 2014
ACCOUNT NUMBER 7571-0128

Stocks, options & ETFs
Stocks and ETFs continued

DESCRIPTION	QUANTITY	ADJ PRICE/ ORIG PRICE	ADJ COST/ ORIG COST	CURRENT PRICE	CURRENT MARKET VALUE	UNREALIZED GAIN/LOSS	ESTIMATED	
							ANNUAL INCOME	ANNUAL YIELD (%)
BANCO SANTANDER CENT m HISPANO SPON ADR SAN	4,805	7 30**	35,121 02	10.4200	50,068.10	14,947 08	3,051 17	6 09
BG GROUP PLC SPON ADR	1,562	4 98	7,792 80	21 3500	33,348 70	25,555.90	448 29	1 34
BRGYY Acquired 12/17/03 nc	309	60 80	18,787.94		16,299.75	-2,488.19		
BP PLC SPONS ADR	583	73 61	42,916.79		30,753.25	-12,163.54		
BP Acquired 03/09/07 nc	284	44.86	12,742.06		14,981.00	2,238.94		
Acquired 12/17/07 nc	17	N/A##	748.03		896.75	148.72		
Acquired 05/10/11	14	N/A##	648.01		738.50	90.49		
Acquired 06/28/11								
Acquired 12/23/13								
Total	1,207		\$75,842.83	52.7500	\$63,669.25	-\$12,173.58	\$2,824.38	4.44
CANON INC ADR REP 5SHS CAJ	188,50000	29.30	5,523.05		6,173.38	650.33		
Acquired 12/17/03 nc	1,061 50000	33.11	35,163.67		34,764.11	-399.56		
Acquired 08/09/05 nc	215	31 36	6,743.54		7,041.26	297.72		
Acquired 10/12/12								
Total	1,465		\$47,430.26	32.7500	\$47,978.75	\$548.49	\$1,719.91	3.58
CARREFOUR SA SPONS ADR CRRFY	730	4.63	3,381.06		5,329.00	1,947.94		
Acquired 01/30/12	357	N/A##	912.49		2,606.10	1,693.61		
Acquired 08/02/12	126	N/A##	732.98		919.80	186.82		
Acquired 06/20/13	20	N/A##	127.85		146.00	18.15		
Acquired 06/11/14								
Total	1,233		\$5,154.38	7.3000	\$9,000.90	\$3,846.52	\$150.42	1.67
CHINA MOBILE LTD SPONS ADR CHL	78	55 46	4,326.40		3,791.58	-534.82		
Acquired 05/09/13	215	49 12	10,561.25		10,451.15	-110.10		
Acquired 06/19/13	200	51 31	10,263.70		9,722.00	-541.70		
Acquired 07/05/13								
Total	493		\$25,151.35	48.6100	\$23,964.73	-\$1,186.62	\$947.54	3.95


SERAPH FOUNDATION INC

JUNE 1, 2014 - JUNE 30, 2014
ACCOUNT NUMBER: 7571-0128

Stocks, options & ETFs
Stocks and ETFs continued

DESCRIPTION	QUANTITY	ADJ PRICE/ ORIG PRICE	ADJ COST/ ORIG COST	CURRENT PRICE	CURRENT MARKET VALUE	UNREALIZED GAIN/LOSS	ESTIMATED	
							ANNUAL INCOME	ANNUAL YIELD (%)
DAIMLER AG SPONSORED ADR DDAII								
Acquired 02/22/13	44	58.63	2,580.08		4,118.84	1,538.76		
Acquired 04/12/13	169	52.59	8,888.15		15,620.09	6,931.94		
Acquired 04/22/13	176	51.59	9,080.77		16,475.36	7,394.59		
Total	389		\$20,549.00	93.6100	\$36,414.29	\$15,865.29	\$885.75	2.43
DEUTSCHE TELEKOM AG SPON ADR								
DTEGY								
Acquired 07/09/07 nc	2,075	18.73	38,872.43		36,354.00	-2,518.43		
Acquired 02/20/13	1,269	10.85	13,778.17		22,232.88	8,454.71		
Total	3,344		\$52,650.60	17.5200	\$58,586.88	\$5,936.28	\$2,163.56	3.69
ENI S P A SPON ADR								
E								
Acquired 10/14/10 nc	25	45.59	1,139.84		1,372.50	232.66		
Acquired 11/19/10 nc	340	44.11	14,998.15		18,666.00	3,667.85		
Acquired 07/19/11	309	43.45	13,428.34		16,964.10	3,535.76		
Acquired 07/22/13	173	44.04	7,637.33		9,497.70	1,860.37		
Total	847		\$37,203.66	54.9000	\$46,500.30	\$9,296.64	\$2,021.78	4.35
GDF SUEZ SPON ADR GDFZY								
Acquired 05/06/11	240	38.48	9,237.50		6,643.20	-2,594.30		
Acquired 03/15/12	324	26.26	8,509.18		8,968.32	459.14		
Acquired 03/16/12	105	26.41	2,773.16		2,906.40	133.24		
Total	669		\$20,519.84	27.6800	\$18,517.92	-\$2,001.92	\$931.91	5.03
GLAXOSMITHKLINE PLC-ADR GSK								
Acquired 03/05/07 nc	315	53.76	16,936.54		16,846.20	-90.34		
Acquired 12/17/07 nc	694	52.23	36,252.41		37,115.12	862.71		
Acquired 12/04/13	159	52.11	8,285.90		8,503.32	217.42		
Total	1,168		\$61,474.85	53.4800	\$62,464.64	\$989.79	\$2,988.91	4.78





SERAPH FOUNDATION INC

JUNE 1, 2014 - JUNE 30, 2014
ACCOUNT NUMBER 7571-0128

Stocks, options & ETFs
Stocks and ETFs continued

DESCRIPTION	QUANTITY	ADJ PRICE/ ORIG PRICE	ADJ COST/ ORIG COST	CURRENT PRICE	CURRENT MARKET VALUE	UNREALIZED GAIN/LOSS	ESTIMATED	
							ANNUAL INCOME	ANNUAL YIELD (%)
IBERDROLA SA-SPONSOR ADR	2,807	22.34**	62,722.51	30.7000	86,174.90	23,452.39	3,135.41	3.63
Total	1,592		\$41,467.26	39.5700	\$62,995.44	\$21,528.18	\$837.39	1.33
KONINKLIJKE AHOLD NV SPONSORED ADR NEW 2014								
AHONY	907	13.89	12,609.43	17,040.25	4,430.82			
Acquired 01/06/11	1,031	14.93	15,401.87	19,363.12	3,961.25			
Acquired 02/01/11	1,072	12.95	13,890.32	20,143.21	6,252.89			
Acquired 08/24/11								
Total	3,011		\$41,901.62	18.7800	\$56,546.58	\$14,644.96	\$1,631.96	2.89
NATIONAL GRID PLC SPON ADR NEW								
NGG	147	46.05	6,769.19	10,933.86	4,164.67			
Acquired 11/01/05 nc	38	35.99	1,367.82	2,826.44	1,458.62			
Acquired 08/18/10 nc	197	55.09	10,853.52	14,652.86	3,799.34			
Acquired 11/09/12	145	57.20	8,295.03	10,785.10	2,490.07			
Acquired 12/17/12	196	55.63	10,905.01	14,578.48	3,673.47			
Acquired 01/16/13	184	54.41	10,012.32	13,685.92	3,673.60			
Acquired 02/20/13								
Total	907		\$48,202.89	74.3800	\$67,462.66	\$19,259.77	\$3,129.15	4.64
NESTLE S A REG ADR								
NSRGY	24	73.32	1,759.89	1,864.08	104.19			
Acquired 12/11/13	141	71.86	10,133.09	10,951.47	818.38			
Acquired 12/17/13	130	74.15	9,640.76	10,097.10	456.34			
Acquired 01/27/14	146	74.14	10,824.44	11,339.82	515.38			
Acquired 02/19/14	148	74.99	11,099.63	11,495.16	395.53			
Acquired 03/12/14	142	74.88	10,633.43	11,029.14	395.71			
Acquired 04/01/14								
Total	731		\$54,091.24	77.6700	\$56,776.77	\$2,685.53	\$1,481.73	2.61


SERAPH FOUNDATION INC

JUNE 1, 2014 - JUNE 30, 2014
ACCOUNT NUMBER: 7571-0128

Stocks, options & ETFs
Stocks and ETFs continued

DESCRIPTION	QUANTITY	ADJ PRICE/ ORIG PRICE	ADJ COST/ ORIG COST	CURRENT PRICE	CURRENT MARKET VALUE	UNREALIZED GAIN/LOSS	ESTIMATED	
							ANNUAL INCOME	ANNUAL YIELD (%)
NOVARTIS AG SPON ADR								
NVS								
Acquired 07/06/07 nc	385	55.24	21,268.81		34,854.05	13,585.24		
Acquired 10/22/07 nc	690	52.02	35,896.22		62,465.70	26,569.48		
Total	1,075		\$57,165.03	90.5300	\$97,319.75	\$40,154.72	\$2,513.35	2.58
NTT DOCOMO INC ADR								
SPONSORED ADR								
BONY 1/200TH ORD								
DCM								
Acquired 11/26/13	641	16.05	10,289.84		10,954.69	664.85		
Acquired 03/19/14	701	15.43	10,821.34		11,980.09	1,158.75		
Total	1,342		\$21,111.18	17.0900	\$22,934.78	\$1,823.60	\$716.62	3.12
ORANGE SPONSORED ADR								
ORAN								
Acquired 07/12/10 nc	364	18.73	6,817.97		5,751.20	-1,066.77		
Acquired 11/03/10 nc	605	24.13	14,602.89		9,559.00	-5,043.89		
Acquired 01/20/11	520	21.13	10,992.75		8,216.00	-2,776.75		
Acquired 07/07/11	897	20.77	18,638.22		14,172.60	-4,465.62		
Acquired 02/02/12	537	15.17	8,150.16		8,484.60	334.44		
Acquired 04/13/12	173	13.30	2,301.21		2,733.40	432.19		
Total	3,096		\$61,503.20	15.8000	\$48,916.80	-\$12,586.40	\$2,709.00	5.54
QBE INSURANCE GROUP LTD SPONSORED ADR								
QBI EY								
Acquired 10/05/11	250	12.41	3,104.26		2,580.00	-524.26		
Acquired 01/13/12	776	11.27	8,751.65		8,008.32	-743.33		
Total	1,026		\$11,855.91	10.3200	\$10,588.32	-\$1,267.59	\$274.96	2.60
REED ELSEVIER NV SPN ADR ENL								
Acquired 01/31/06 nc	1,047	32.66	34,200.18	45.9400	48,099.18	13,899.00	1,217.66	2.53
ROYAL DUTCH SHELL PLC m ADR CL A RDS/A	661	72.07**	47,640.11	82.3700	54,446.57	6,806.46	2,112.55	3.88





SERAPH FOUNDATION INC

JUNE 1, 2014 - JUNE 30, 2014
ACCOUNT NUMBER: 7571-0128

Stocks, options & ETFs

Stocks and ETFs continued

DESCRIPTION	QUANTITY	ADJ PRICE/ ORIG PRICE	ADJ COST/ ORIG COST	CURRENT PRICE	CURRENT MARKET VALUE	UNREALIZED GAIN/LOSS	ESTIMATED	
							ANNUAL INCOME	ANNUAL YIELD (%)
RWE AKTIENGESELLSCHAFT								
SPONSORED ADR								
RWEOY								
Acquired 12/17/03 nc	52	38.10	1,981.20		2,236.00	254.80		
Acquired 06/15/11	215	54.23	11,661.30		9,245.00	-2,416.30		
Acquired 08/18/11	427	36.84	15,731.64		18,361.00	2,629.36		
Acquired 06/24/11	343	37.30	12,795.72		14,749.00	1,953.28		
Total	1,037		\$42,169.86	43.0000	\$44,591.00	\$2,421.14	\$1,044.25	2.34
SANOFI ADR								
SNY								
Acquired 04/30/10 nc	184	34.31	6,313.66		9,783.28	3,469.62		
Acquired 06/29/10 nc	411	29.74	12,223.47		21,852.87	9,629.40		
Acquired 08/02/10 nc	400	29.92	11,970.36		21,268.00	9,297.64		
Acquired 07/11/11	90	N/A##	3,148.68		4,785.30	1,636.62		
Total	1,085		\$33,656.17	53.1700	\$57,689.45	\$24,033.28	\$1,428.94	2.48
SAP AG-SPONSORED ADR								
SAP								
Acquired 07/19/13	134	73.08	9,792.77		10,318.00	525.23		
Acquired 08/07/13	132	75.28	9,937.94		10,164.00	226.06		
Acquired 10/16/13	116	72.67	8,430.49		8,932.00	501.51		
Acquired 03/12/14	134	76.78	10,288.87		10,318.00	29.13		
Acquired 06/12/14	86	75.20	6,467.69		6,622.00	154.31		
Total	602		\$44,917.76	77.0000	\$46,354.00	\$1,436.24	\$1,073.36	2.32
SEVEN & I HOLDINGS ADR								
SVNDY								
Acquired 01/25/10 nc	227	43.66	9,911.40		19,149.72	9,238.32		
Acquired 10/12/10 nc	91	47.81	4,350.86		7,676.76	3,325.90		
Acquired 10/13/10 nc	181	47.28	8,558.48		15,269.16	6,710.68		
Acquired 05/06/11	75	50.24	3,768.41		6,327.00	2,558.59		
Total	574		\$26,589.15	84.3600	\$48,422.64	\$21,833.49	\$643.45	1.33
SINGAPORE TELECOMMUNICATIONS-ADR								
SGAPY								
Acquired 11/18/08 nc	1,169	15.98	18,687.16		36,250.69	17,563.53		
Acquired 01/15/14	468	27.87	13,044.38		14,512.68	1,468.30		
Total	1,637		\$31,731.54	31.0100	\$50,763.37	\$19,031.83	\$2,085.53	4.11


SERAPH FOUNDATION INC

JUNE 1, 2014 - JUNE 30, 2014
ACCOUNT NUMBER: 7571-0128

Stocks, options & ETFs
Stocks and ETFs continued

DESCRIPTION	QUANTITY	ADJ PRICE/ ORIG PRICE	ADJ COST/ ORIG COST	CURRENT PRICE	CURRENT MARKET VALUE	UNREALIZED GAIN/LOSS	ESTIMATED	
							ANNUAL INCOME	ANNUAL YIELD (%)
TAIWAN SEMICONDUCTOR								
MFG CO LTD ADR								
TSM								
Acquired 05/07/08 nc	2,324	11 03	25,646.22	21 3900	49,710.36	24,064.14	931.92	1.87
TAKEDA PHARMACEUTICAL CO								
LTD SPONSORED ADR								
TKPYY								
Acquired 09/16/08 nc	158	25.07	3,962.58		3,673.50	-289.08		
Acquired 09/22/08 nc	1,154	24.65	28,450.25		26,830.50	-1,619.75		
Acquired 06/23/11	590	22.66	13,370.58		13,717.50	346.92		
Total	1,902		\$45,783.41	23.2500	\$44,221.50	-\$1,561.91	\$1,487.36	3.36
TELEFONICA S A								
SPON ADR								
TEF								
Acquired 01/31/06 nc	1,617	15.25	24,665.81		27,747.72	3,081.91		
Acquired 05/18/10 nc	642	19.14	12,291.95		11,016.72	-1,275.23		
Acquired 06/15/12	93	N/A##	1,157.85		1,595.88	438.03		
Acquired 07/20/12	592	11.31	6,700.08		10,158.72	3,458.64		
Acquired 04/07/14	502	16.05	8,058.91		8,614.32	555.41		
Total	3,446		\$52,874.60	17.1600	\$59,133.36	\$6,258.76	\$2,712.00	4.59
TESCO PLC SPON ADR								
TSCDY								
Acquired 01/17/07 nc	4,932	17.33**	85,515.78	14.6500	72,253.80	-13,261.98	3,452.40	4.77
TEVA PHARMACEUTICAL								
ADR INDS LTD								
TEVA								
Acquired 08/09/11	146	38.61	5,638.43		7,653.32	2,014.89		
Acquired 01/03/13	349	37.72	13,164.98		18,294.58	5,129.60		
Acquired 01/16/13	267	37.99	10,144.42		13,996.14	3,851.72		
Acquired 05/22/13	305	39.84	12,152.73		15,988.10	3,835.37		
Total	1,067		\$41,100.56	52.4200	\$55,932.14	\$14,831.58	\$1,218.51	2.18
TOKIO MARINE HOLDING								
ADR								
TKOMY								
Acquired 01/17/07 nc	316	37.14	11,738.54		10,443.80	-1,294.74		
Acquired 03/12/07 nc	994	35.83	35,623.37		32,851.70	-2,771.67		
Acquired 11/01/11	506	23.75	12,020.64		16,723.30	4,702.66		
Total	1,816		\$59,382.55	33.0500	\$60,018.80	\$636.25	\$1,042.38	1.74





SERAPH FOUNDATION INC

JUNE 1, 2014 - JUNE 30, 2014
ACCOUNT NUMBER: 7571-0128

Stocks, options & ETFs
Stocks and ETFs continued

DESCRIPTION	QUANTITY	ADJ PRICE/ ORIG PRICE	ADJ COST/ ORIG COST	CURRENT PRICE	CURRENT MARKET VALUE	UNREALIZED GAIN/LOSS	ESTIMATED	
							ANNUAL INCOME	ANNUAL YIELD (%)
TOKYO ELECTRON LTD-UNSPN ADR								
TOELY	291	13 79	4,013 67	17 0900	4,973 19	959 52		
Acquired 04/26/12					10,254 00	3,185 14		
Acquired 06/22/12	600	11 78	7,068 86		4,921 92	1,520 13		
Acquired 06/25/12	288	11 81	3,401 79		14,765 76	4,882 39		
Acquired 07/19/12	864	11 43	9,883 37					
Total	2,043		\$24,367.69	17.0900	\$34,914.87	\$10,547.18	\$185.09	0.53
TOTAL S.A. SPONS ADR								
TOT	335	62 51	20,943 54		24,187 00	3,243 46		
Acquired 03/01/06 nc					52,922 60	4,287 46		
Acquired 01/17/07 nc	733	66 35	48,635 14					
Total	1,068		\$69,578.68	72.2000	\$77,109.60	\$7,530.92	\$2,917.77	3.78
TREASURY WINE ESTATES LTD-SPONSORED ADR								
TSRY	1	2 01	2 01	4 6900	4 69	2 68		1 93
Acquired 12/17/03 nc								
UNILEVER PLC SPONS ADR								
UL	1,382	23 61	32,634 31	45 3100	62,618 42	29,984 11		3 25
Acquired 05/12/06 nc								
UNITED OVERSEAS BK LTD SPONSORED ADR								
UOVEY	776	16 05	12,457 35		28,083 44	15,626 09		
Acquired 11/13/08 nc	38	N/A##	937 07		1,375 22	438 15		
Acquired 07/06/10 nc	39	N/A##	1,138 41		1,411 41	273 00		
Acquired 06/30/11	184	34 44	6,337 44		6,658 96	321 52		
Acquired 05/23/13	31	N/A##	1,062 99		1,121 89	58 90		
Acquired 06/30/14								
Total	1,068		\$21,933.26	36.1900	\$38,650.92	\$16,717.66	\$1,186.54	3.07
VERIZON COMMUNICATIONS COM								
VZ	392	48 11	18,861 08	48 9300	19,180 56	319 48		4 33
Acquired 02/24/14								
VINCI S.A - ADR								
VCISY	196	12 40	2,431 65		3,657 36	1,225 71		
Acquired 09/24/10 nc	842	11 61	9,775 62		15,711 72	5,936 10		
Acquired 04/30/12								

SERAPH FOUNDATION INC

JUNE 1, 2014 - JUNE 30, 2014
ACCOUNT NUMBER: 7571-0128

Stocks, options & ETFs
Stocks and ETFs continued

DESCRIPTION	QUANTITY	ADJ PRICE/ ORIG PRICE	ADJ COST/ ORIG COST	CURRENT PRICE	CURRENT MARKET VALUE	UNREALIZED GAIN/LOSS	ESTIMATED	
							ANNUAL INCOME	ANNUAL YIELD (%)
Acquired 10/10/12	1,024	10.76	11,025.61	18.6600	19,107.84	8,082.23		
Total	2,062		\$23,232.88	18.6600	\$38,476.92	\$15,244.04	\$911.40	2.37
VODAFONE GROUP PLC NEW SPONSORED ADR NO PAR VOD								
Acquired 10/16/09 nc	277	54.326	11,195.95		9,267.17	-1,928.78		
Acquired 11/11/09 nc	535	45.674	21,942.00		17,878.90	-4,063.10		
Total	813		\$33,137.95	33.3900	\$27,146.07	-\$5,991.88	\$1,856.07	6.84
ZURICH INSURANCE GROUP ADR ZURVY								
Acquired 11/09/09 nc	758	21.16	16,040.51		22,815.80	6,775.29		
Acquired 07/08/11	591	22.96	17,406.48		17,789.10	4,189.42		
Total	1,349		\$29,640.19	30.1000	\$40,604.90	\$10,964.71	N/A	N/A
Total Stocks and ETFs								
			\$1,676,123.95		\$2,060,024.92	\$383,900.97	\$67,261.40	3.27
			\$1,678,554.96		\$2,060,024.92	\$383,900.97	\$67,261.40	3.27

** Because you have more than 6 tax lots, we are showing the average cost per share
 ## Cost information for one or more securities is not available. If you have cost information and would like to see it on future statements, contact Your Financial Advisor
 m This security contains multiple tax lots that may or may not include cost information that is reportable to the IRS.
 nc Cost information for this tax lot is not covered by IRS reporting requirements. Unless indicated, cost for all other lots will be reported to the IRS.

Activity detail

DATE	ACCOUNT TYPE	TRANSACTION	QUANTITY	DESCRIPTION	PRICE	AMOUNT	CASH AND SWEEP BALANCES
06/01				BEGINNING BALANCE			
06/02	Cash	DIVIDEND		BG GROUP PLC SPON ADR 053014 AS OF 5/30/14		244.92	58,825.72



ACCOUNT 4 OF 6
MORGAN STANLEY CHECKING ACCOUNT

QUANTITY	SECURITY	BOOK VALUE	MARKET VALUE
SEE SCHEDULES ATTACHED FOR DETAILS			
LINE 1	CASH-NO INTEREST	1,851.15	1,851.15
LINE 2	CASH EQUIVALENTS		
LINE 10a	GOVERNMENT BONDS & NOTES		
LINE 10c	GOVT AGENCY BONDS, NOTES & CORP		
LINE 10b	COMMON STOCKS		
LINE 13	INVESTMENTS OTHER		
LINE 15	OTHER ASSETS		
LINE 16	TOTAL ASSETS AS OF 6/30/2014	1,851.15	1,851.15

ACCOUNT 5 OF 6
WELLS FARGO - 5600

QUANTITY	SECURITY	BOOK VALUE	MARKET VALUE
SEE SCHEDULES ATTACHED FOR DETAILS			
LINE 1	CASH-NO INTEREST	-10155.64	-10155.64
LINE 2	CASH EQUIVALENTS	141,605.43	141,605.43
LINE 10a	GOVERNMENT BONDS & NOTES		
LINE 10c	GOVT AGENCY BONDS, NOTES & CORP		
LINE 10b	COMMON STOCKS	1,027,599.75	1,348,741.95
LINE 13	INVESTMENTS OTHER		
LINE 15	OTHER ASSETS		
LINE 16	TOTAL ASSETS AS OF 6/30/2014	1,159,049.54	1,480,191.74

SERAPH FOUNDATION

JUNE 1, 2014 - JUNE 30, 2014
ACCOUNT NUMBER 3783-5600

Additional information

Gross proceeds	THIS PERIOD 102,764.64	THIS YEAR 551,763.02	Foreign withholding	THIS PERIOD -96.28	THIS YEAR -198.52
----------------	---------------------------	-------------------------	---------------------	-----------------------	----------------------

Portfolio detail

Cash and Sweep Balances

Sweep Balances - You have the right, in the course of normal business operations, to withdraw balances in the Bank Deposit Sweep or redeem shares of the money market mutual fund used in the sweep, subject to any open commitments in any of your accounts and have the proceeds returned to your accounts or remitted to you. Note, however, that as required by federal banking regulations, the banks in the Bank Deposit Sweep reserve the right to require seven days prior notice before permitting a transfer out of the Bank Deposit Sweep. In addition, the money market mutual funds in the sweep reserve the right to require one or more day's prior notice before permitting withdrawals. Bank Deposit Sweep - Consists of monies held at Wells Fargo Bank, N.A. and (if amounts exceed \$250,000) at one or more other Wells Fargo affiliated banks. These assets are not covered by SIPC, but are instead eligible for FDIC insurance of up to \$250,000 per depositor, per institution, in accordance with FDIC rules. For additional information on the Bank Deposit Sweep for your account, please contact Your Financial Advisor.

DESCRIPTION	ANNUAL PERCENTAGE YIELD EARNED*	CURRENT MARKET VALUE	ESTIMATED ANNUAL INCOME
Cash	0.00	-10,155.64	0.00
BANK DEPOSIT SWEEP	0.01	141,605.43	14.16
Interest Period 06/01/14 - 06/30/14			
Total Cash and Sweep Balances		\$131,449.79	\$14.16

* APYE measures the total amount of the interest paid on an account based on the interest rate and the frequency of the compounding during the interest period. The annual percentage yield earned is expressed as an annualized rate, based on a 365 day year.

Stocks, options & ETFs

Stocks and ETFs

DESCRIPTION	QUANTITY	ADJ PRICE/ ORIG PRICE	ADJ COST/ ORIG COST	CURRENT PRICE	CURRENT MARKET VALUE	UNREALIZED GAIN/LOSS	ESTIMATED	
							ANNUAL INCOME	ANNUAL YIELD (%)
AGCO CORP								
AGCO								
Acquired 05/16/14	377	54.12	20,405.89	56.2200	21,194.94	789.05	165.88	0.78
AGNICO EAGLE MINES LIMITED								
AEM								
Acquired 02/20/13	62	40.10	2,486.81		2,374.60	-112.21		
Acquired 04/19/13	199	32.47	6,462.13		7,621.70	1,159.57		



SERAPH FOUNDATION

JUNE 1, 2014 - JUNE 30, 2014
ACCOUNT NUMBER 3783-5600

Stocks, options & ETFs
Stocks and ETFs continued

DESCRIPTION	QUANTITY	ADJ PRICE/ ORIG PRICE	ADJ COST/ ORIG COST	CURRENT PRICE	CURRENT MARKET VALUE	UNREALIZED GAIN/LOSS	ESTIMATED	
							ANNUAL INCOME	ANNUAL YIELD (%)
Acquired 09/20/13	275	26.99	7,422.53	10,532.50	3,109.97			
Acquired 04/17/14	219	28.33	6,204.71	8,387.70	2,182.99			
Total	755		\$22,576.18	38.3000	\$28,916.50	\$6,340.32	\$241.60	0.84
ALERIAN MLP ET								
AMLP								
Acquired 11/29/10 nc	1,260	12.91	16,278.98	23,940.00	7,661.02			
		15.84	19,958.40					
Acquired 03/30/12	10	14.75	147.52	190.00	42.48			
		16.57	165.70					
Acquired 11/11/13	508	17.40	8,843.67	9,652.00	808.33			
Acquired 12/19/13	491	17.08	8,389.23	9,329.00	939.77			
Total	2,269		\$33,659.40	19.0000	\$43,111.00	\$9,451.60	\$2,495.90	5.79
ALLEGHANY CORP NEW								
DELAWARE								
Acquired 08/18/08 nc	66	303.90	20,146.68	438.1200	28,915.92	8,769.24	N/A	N/A
AMERISOURCEBERGEN CORP								
ABC								
Acquired 02/04/08 nc	368	23.51	8,654.87	26,738.88	18,084.01			
Acquired 03/30/12	14	39.29	550.06	1,017.24	467.18			
Total	382		\$9,204.93	72.6600	\$27,756.12	\$18,551.19	\$359.08	1.29
AVON PRODUCTS INC								
AVP								
Acquired 11/21/13	912	17.34	15,820.09	13,324.32	-2,495.77			
Acquired 12/13/13	646	16.80	10,852.80	9,438.06	-1,414.74			
Acquired 01/24/14	502	15.52	7,794.25	7,334.22	-460.03			
Acquired 02/04/14	453	14.32	6,486.96	6,618.33	131.37			
Acquired 05/02/14	457	13.69	6,256.33	6,676.77	420.44			
Total	2,970		\$47,210.43	14.6100	\$43,391.70	-\$3,818.73	\$712.80	1.64
CIRRUS LOGIC INC								
CRUS								
Acquired 07/09/13	893	17.76	15,859.68	20,306.82	4,447.14			
Acquired 08/15/13	382	19.99	7,638.67	8,686.68	1,048.01			
Acquired 11/11/13	325	19.28	6,267.95	7,390.50	1,122.55			
Acquired 01/29/14	383	17.12	6,557.34	8,709.42	2,152.08			
Total	1,983		\$36,323.64	22.7400	\$45,093.42	\$8,769.78	N/A	N/A

SERAPH FOUNDATION

JUNE 1, 2014 - JUNE 30, 2014
ACCOUNT NUMBER 3783-5600

Stocks, options & ETFs
Stocks and ETFs continued

DESCRIPTION	QUANTITY	ADJ PRICE/ ORIG PRICE	ADJ COST/ ORIG COST	CURRENT PRICE	CURRENT MARKET VALUE	UNREALIZED GAIN/LOSS	ESTIMATED	
							ANNUAL INCOME	ANNUAL YIELD (%)
CON-WAY INC								
CNW								
Acquired 01/24/11	99	33.68	3,335.02		4,990.59	1,655.57		
Acquired 08/22/11	432	23.06	9,965.38		21,777.12	11,811.74		
Acquired 03/30/12	1	32.59	32.59		50.41	17.82		
Total	532		\$13,332.99	50.4100	\$26,818.12	\$13,485.13	\$212.80	0.79
CSG SYS INTL INC								
CSGS								
Acquired 02/04/08 nc	620	12.83	7,954.60		16,188.20	8,233.60		
Acquired 03/30/12	27	15.19	410.13		704.97	294.84		
Total	647		\$8,364.73	26.1100	\$16,893.17	\$8,528.44	\$407.61	2.41
DARDEN RESTAURANTS								
DRI								
Acquired 02/04/08 nc	221	27.92	6,171.85		10,225.67	4,053.82		
Acquired 03/30/12	7	50.85	356.02		323.89	-32.13		
Acquired 09/23/13	357	45.13	16,114.94		16,518.39	403.45		
Total	585		\$22,642.81	46.2700	\$27,067.95	\$4,425.14	\$1,287.00	4.75
DECKERS OUTDOOR CORP								
DECK								
Acquired 10/11/12	293	36.36	10,656.13		25,294.69	14,638.56		
DEL FRISCO'S RESTAURANT								
GROUP INC								
DFRG								
Acquired 10/10/13	333	18.89	6,290.88		9,177.48	2,886.60		
Acquired 10/14/13	470	18.09	8,502.30		12,953.20	4,450.90		
Acquired 12/04/13	369	19.86	7,329.04		10,169.64	2,840.60		
Total	1,172		\$22,122.22	27.5600	\$32,300.32	\$10,178.10	N/A	N/A
DREAMWORKS ANIMATION SKG								
INC-A								
DWA								
Acquired 04/25/12	268	17.78	4,766.57		6,233.68	1,467.11		
Acquired 12/19/12	441	16.58	7,314.82		10,257.66	2,942.84		
Acquired 03/27/14	327	25.87	8,461.87		7,606.02	-855.85		
Acquired 06/17/14	328	24.48	8,029.44		7,629.28	-400.16		
Total	1,364		\$28,572.70	23.2600	\$31,726.64	\$3,153.94	N/A	N/A



SERAPH FOUNDATION

JUNE 1, 2014 - JUNE 30, 2014
ACCOUNT NUMBER: 3783-5600

Stocks, options & ETFs
Stocks and ETFs continued

DESCRIPTION	QUANTITY	ADJ PRICE/ ORIG PRICE	ADJ COST/ ORIG COST	CURRENT PRICE	CURRENT MARKET VALUE	UNREALIZED GAIN/LOSS	ESTIMATED	
							ANNUAL INCOME	ANNUAL YIELD (%)
EXACT SCIENCES CORP								
EXAS								
Acquired 04/29/14	1,313	11 99	15,746.32	17 0300	22,360.39	6,614.07	N/A	N/A
FIREEYE INC								
FEYE								
Acquired 04/28/14	526	39 06	20,550.76		21,329.30	778.54		
Acquired 05/07/14	518	28 00	14,509.13		21,004.90	6,495.77		
Total	1,044		\$35,059.89	40.5500	\$42,334.20	\$7,274.31	N/A	N/A
FOOT LOCKER INC								
FL								
Acquired 10/03/13	288	33 42	9,626.35	50 7200	14,607.36	4,981.01	253.44	1.73
F5 NETWORKS INC								
FFIV								
Acquired 01/07/14	156	89 09	13,898.77	111 4400	17,384.64	3,485.87	N/A	N/A
GENTEX CORPORATION								
GNTX								
Acquired 08/14/12	177	17 77	3,146.26		5,148.93	2,002.67		
Acquired 03/25/13	456	19 97	9,108.83		13,265.04	4,156.21		
Total	633		\$12,255.09	29.0900	\$18,413.97	\$6,158.88	\$405.12	2.20
GRANITE CONSTRUCTION CO								
GVA								
Acquired 05/29/08 nc	566	36 13	20,450.93		20,364.68	-86.25		
Acquired 03/30/12	11	28 63	315.04		395.78	80.74		
Acquired 04/19/13	374	26 90	10,062.10		13,456.52	3,394.42		
Total	951		\$30,828.07	35.9800	\$34,216.98	\$3,388.91	\$494.52	1.45
HCC INSURANCE HOLDINGS INC								
HCC								
Acquired 10/15/07 nc	448	30 63	13,725.54		21,925.12	8,199.58		
Acquired 03/30/12	25	31 34	783.50		1,223.50	440.00		
Total	473		\$14,509.04	48.9400	\$23,148.62	\$8,639.58	\$425.70	1.84
HUMANANA INC								
HUM								
Acquired 02/20/13	49	72 74	3,564.26		6,258.28	2,694.02		
Acquired 03/21/13	251	68 47	17,187.33		32,057.72	14,870.39		
Total	300		\$20,751.59	127.7200	\$38,316.00	\$17,564.41	\$336.00	0.88

SERAPH FOUNDATION

JUNE 1, 2014 - JUNE 30, 2014
ACCOUNT NUMBER 3783-5600

Stocks, options & ETFs
Stocks and ETFs continued

DESCRIPTION	QUANTITY	ADJ PRICE/ ORIG PRICE	ADJ COST/ ORIG COST	CURRENT PRICE	CURRENT MARKET VALUE	UNREALIZED GAIN/LOSS	ESTIMATED	
							ANNUAL INCOME	ANNUAL YIELD (%)
JONES LANG LASALLE INC								
JLL								
Acquired 08/20/13	53	85.63	4,538.89		6,698.67	2,159.78		
Acquired 09/04/13	171	83.59	14,294.28		21,612.69	7,318.41		
Total	224		\$18,833.17	126.3900	\$28,311.36	\$9,478.19	\$103.04	0.36
JOY GLOBAL INC								
JOY								
Acquired 06/07/13	62	53.63	3,325.06		3,817.96	492.90		
Acquired 06/20/13	142	51.59	7,325.89		8,744.36	1,418.47		
Total	204		\$10,650.95	61.5800	\$12,562.32	\$1,911.37	\$163.20	1.30
LAM RESEARCH CORP								
LRCX								
Acquired 06/29/07 nc	262	25.25	6,611.90		17,706.51	11,094.61		
Acquired 02/04/08 nc	8	22.22	199.70		607.67	407.97		
Total	271		\$6,811.60	67.5800	\$18,314.18	\$11,502.58	\$195.12	1.07
LAZARD LTD								
LAZ								
Acquired 01/13/12 nc	87	26.34	2,292.19		4,485.72	2,193.53		
Acquired 04/25/12 nc	239	26.23	6,270.40		12,322.84	6,052.44		
Total	326		\$8,562.59	51.5600	\$16,808.56	\$8,245.97	\$391.20	2.33
LEIDOS HOLDINGS INC								
LDOS								
Acquired 09/04/09 nc	199	48.34	9,653.43		7,647.89	-2,005.54		
Acquired 01/24/11	182	45.28	8,275.25		6,999.34	-1,275.91		
Acquired 03/30/12	2	36.42	100.16		105.33	5.17		
Acquired 02/07/13	139	32.94	4,604.47		5,352.44	747.97		
Acquired 03/25/13	131	35.47	4,674.00		5,046.04	372.04		
Total	656		\$27,307.31	38.3400	\$25,151.04	-\$2,156.27	\$839.68	3.34
LEUCADIA NATIONAL CORP								
LEUCADIA NATIONAL CORP	1,910	23.93**	45,715.47	26.2200	50,080.20	4,364.73		0.95
MARKET VECTORS ET								
JR GOLD MINERS								
GDXJ	33	41.02	1,353.88		1,394.58	40.70		
Acquired 09/30/13	355	37.96	13,479.31		15,002.30	1,522.99		



SERAPH FOUNDATION

JUNE 1, 2014 - JUNE 30, 2014
ACCOUNT NUMBER: 3783-5600

Stocks, options & ETFs
Stocks and ETFs continued

DESCRIPTION	QUANTITY	ADJ PRICE/ ORIG PRICE	ADJ COST/ ORIG COST	CURRENT PRICE	CURRENT MARKET VALUE	UNREALIZED GAIN/LOSS	ESTIMATED	
							ANNUAL INCOME	ANNUAL YIELD (%)
Acquired 12/03/13	261	29.94	7,815.91		11,029.86	3,213.95		
Total	649		\$22,649.10	42.2600	\$27,426.74	\$4,777.64	N/A	N/A
MORNINGSTAR INC								
MORN								
Acquired 02/03/10 nc	212	47.19	10,005.06		15,223.72	5,218.66		
Acquired 03/30/12	2	62.98	125.96		143.62	17.66		
Total	214		\$10,131.02	71.8100	\$15,367.34	\$5,236.32	\$145.52	0.95
NORTHWEST BANCSHARES INC								
MD								
NWBI								
Acquired 01/24/14	1,715	14.84	25,467.31		23,272.55	-2,194.76		
Acquired 02/03/14	605	13.75	8,319.36		8,209.85	-109.51		
Acquired 02/20/14	560	14.01	7,848.40		7,599.20	-249.20		
Total	2,880		\$41,635.07	13.5700	\$39,081.60	-\$2,553.47	\$1,497.60	3.83
OWENS CORNING INC								
OC								
Acquired 03/21/11	319	34.17	10,901.34		12,338.92	1,437.58		
Acquired 11/18/11	287	28.16	8,083.78		11,101.16	3,017.38		
Total	606		\$18,985.12	38.6800	\$23,440.08	\$4,454.96	\$387.84	1.65
PAN AMERICAN SILVER								
CORP								
PAAS								
Acquired 09/24/13	348	10.79	3,757.49		5,341.80	1,584.31		
Acquired 10/09/13	687	9.80	6,739.20		10,545.45	3,806.25		
Acquired 11/21/13	623	10.31	6,423.13		9,563.05	3,139.92		
Acquired 03/25/14	971	13.26	12,875.46		14,904.85	2,029.39		
Acquired 04/21/14	615	12.35	7,598.94		9,440.25	1,841.31		
Total	3,244		\$37,394.22	15.3500	\$49,795.40	\$12,401.18	\$1,622.00	3.26
PATTERSON-UTI ENERGY								
INC								
PTEN								
Acquired 01/30/12	723	18.89	13,661.66		25,261.62	11,599.96		
Acquired 03/30/12	2	17.06	34.12		69.88	35.76		
Acquired 08/20/13	294	19.69	5,789.15		10,272.36	4,483.21		
Total	1,019		\$19,484.93	34.9400	\$35,603.86	\$16,118.93	\$407.60	1.14

SERAPH FOUNDATION

JUNE 1, 2014 - JUNE 30, 2014
ACCOUNT NUMBER: 3783-5600

Stocks, options & ETFs
Stocks and ETFs continued

DESCRIPTION	QUANTITY	ADJ PRICE/ ORIG PRICE	ADJ COST/ ORIG COST	CURRENT PRICE	CURRENT MARKET VALUE	UNREALIZED GAIN/LOSS	ESTIMATED		
							ANNUAL INCOME	ANNUAL YIELD (%)	
PEABODY ENERGY CORP									
BTU									
Acquired 06/17/14	1,250	16.53	20,670.38	16.3500	20,437.50	-232.88	425.00	2.07	
PETSMART INC									
PETM									
Acquired 02/20/14	312	64.68	20,181.87		18,657.60	-1,524.27			
Acquired 05/21/14	163	57.50	9,372.50		9,747.40	374.90			
Total	475		\$29,554.37	59.8000	\$28,405.00	-\$1,149.37	\$370.50	1.30	
PHARMACYCLICS INC									
PCYC									
Acquired 04/24/14	218	94.33	20,563.94		19,556.78	-1,007.16			
Acquired 06/27/14	115	88.30	10,155.64		10,316.65	161.01			
Total	333		\$30,719.58	89.7100	\$29,873.43	-\$846.15	N/A	N/A	N/A
RELIANCE STEEL & ALUMINUM CO									
RS									
Acquired 02/04/08 nc	215	49.90	10,729.18		15,847.65	5,118.47			
Acquired 03/30/12	9	56.31	506.88		663.39	156.51			
Total	224		\$11,236.06	73.7100	\$16,511.04	\$5,274.98	\$313.60	1.90	
SM ENERGY CO COM									
SM									
Acquired 05/23/12	118	56.71	6,692.96		9,923.80	3,230.84			
Acquired 09/21/12	285	53.44	15,230.69		23,968.50	8,737.81			
Acquired 02/19/14	149	74.04	11,031.97		12,530.90	1,498.93			
Total	552		\$32,955.62	84.1000	\$46,423.20	\$13,467.68	\$55.20	0.12	
SOTHEBY'S									
BID									
Acquired 12/15/08 nc	117	10.32	1,208.54		4,912.83	3,704.29			
Acquired 03/30/12	10	39.77	397.70		419.90	22.20			
Acquired 05/17/12	462	30.53	14,108.57		19,399.38	5,290.81			
Total	589		\$15,714.81	41.9900	\$24,732.11	\$9,017.30	\$235.60	0.95	
SYNAPTICS INC									
SYNA									
Acquired 03/26/14	231	60.75	14,035.43		20,937.84	6,902.41			
Acquired 04/10/14	215	57.23	12,304.94		19,487.60	7,182.66			
Total	446		\$26,340.37	90.6400	\$40,425.44	\$14,085.07	N/A	N/A	N/A



SERAPH FOUNDATION

JUNE 1, 2014 - JUNE 30, 2014
ACCOUNT NUMBER: 3783-5600

Stocks, options & ETFs
Stocks and ETFs continued

DESCRIPTION	QUANTITY	ADJ PRICE/ ORIG PRICE	ADJ COST/ ORIG COST	CURRENT PRICE	CURRENT MARKET VALUE	UNREALIZED GAIN/LOSS	ESTIMATED	
							ANNUAL INCOME	ANNUAL YIELD (%)
TEREX CORPORATION NEW								
TEX								
Acquired 06/27/13	225	27.16	6,112.54		9,247.50	3,134.96		
Acquired 09/04/13	517	28.47	14,720.97		21,248.70	6,527.73		
Total	742		\$20,833.51	41.1000	\$30,496.20	\$9,662.69	\$148.40	0.49
TESORO CORPORATION								
TSO								
Acquired 02/21/14	402	50.79	20,420.46	58.6700	23,585.34	3,164.88	402.00	1.70
THE ST JOE COMPANY								
JOE								
Acquired 04/19/13	465	19.14	8,902.86		11,824.95	2,922.09		
Acquired 11/11/13	323	18.95	6,124.05		8,213.89	2,089.84		
Acquired 11/21/13	355	17.38	6,170.26		9,027.65	2,857.39		
Total	1,143		\$21,197.17	25.4300	\$29,066.49	\$7,869.32	N/A	N/A
UNDER ARMOUR INC CLASS A								
UA								
Acquired 10/29/09 nc	281	6.47	1,820.16		16,716.69	14,896.53		
Acquired 03/30/12	20	23.63	472.80		1,189.80	717.00		
Total	301		\$2,292.96	59.4900	\$17,906.49	\$15,613.53	N/A	N/A
URBAN OUTFITTERS INC								
URBN								
Acquired 11/19/13	436	39.05	17,026.97		14,762.96	-2,264.01		
Acquired 12/04/13	400	36.98	14,792.24		13,544.00	-1,248.24		
Acquired 12/20/13	224	36.38	8,149.66		7,584.64	-565.02		
Acquired 05/22/14	205	32.50	6,662.50		6,941.30	278.80		
Total	1,265		\$46,631.37	33.8600	\$42,832.90	-\$3,798.47	N/A	N/A
VALMONT IND INC COM								
VMI								
Acquired 03/11/14	140	147.26	20,617.69	151.9500	21,273.00	655.31	210.00	0.98
WESCO INTERNATIONAL INC								
WCC								
Acquired 10/15/07 nc	153	45.34	6,938.52		13,216.14	6,277.62		
Acquired 02/04/08 nc	1	40.46	40.47		86.38	45.91		
Acquired 08/22/11	139	37.30	5,185.60		12,006.82	6,821.22		
Acquired 03/30/12	3	65.46	196.41		259.14	62.73		

SERAPH FOUNDATION

JUNE 1, 2014 - JUNE 30, 2014
ACCOUNT NUMBER 3783-5600

Stocks, options & ETFs

Stocks and ETFs continued

DESCRIPTION	QUANTITY	ADJ PRICE/ ORIG PRICE	ADJ COST/ ORIG COST	CURRENT PRICE	CURRENT MARKET VALUE	UNREALIZED GAIN/LOSS	ESTIMATED	
							ANNUAL INCOME	ANNUAL YIELD (%)
Total	296		\$12,361.00	86.3800	\$25,568.48	\$13,207.48	N/A	N/A
Total Stocks and ETFs			\$1,027,599.75		\$1,348,741.95	\$321,142.20	\$16,188.05	1.20
Total Stocks, options & ETFs			\$1,027,599.75		\$1,348,741.95	\$321,142.20	\$16,188.05	1.20

** Because you have more than 6 tax lots, we are showing the average cost per share
nc Cost information for this tax lot is not covered by IRS reporting requirements Unless indicated, cost for all other lots will be reported to the IRS

Activity detail

DATE	ACCOUNT TYPE	TRANSACTION	QUANTITY	DESCRIPTION	PRICE	AMOUNT	CASH AND SWEEP BALANCES
06/01				BEGINNING BALANCE			65,823.44
06/02	Cash	DIVIDEND		AVON PRODUCTS INC 060214 2,970		178.20	
06/02	Cash	DIVIDEND		AMERISOURCEBERGEN CORP 060214 474		111.39	66,113.03
06/03	Cash	DIVIDEND		PAN AMERICAN SILVER CORP 060314 3,667		458.38	
06/03	Cash	SALE	-15 00000	ALLEGHANY CORP NEW DELAWARE WE ACTED AS AGENT FOR YOUR ACCOUNT	424.8500	6,372.61	
06/03	Cash	SALE	-134 00000	FOOT LOCKER INC WE ACTED AS AGENT FOR YOUR ACCOUNT	48.4300	6,489.48	
06/03	Cash	SALE	-92.00000	AMERISOURCEBERGEN CORP WE ACTED AS AGENT FOR YOUR ACCOUNT	72.9500	6,711.25	
06/03	Cash	SALE	-219 00000	PATTERSON-UTI ENERGY INC WE ACTED AS AGENT FOR YOUR ACCOUNT	32.7400	7,169.90	

**ACCOUNT 6 OF 6
GLENMEDE #6018-01 AND 6018-03**

QUANTITY	SECURITY	BOOK VALUE	MARKET VALUE
SEE SCHEDULES ATTACHED FOR DETAILS			
LINE 1	CASH-NO INTEREST		
LINE 2	CASH EQUIVALENTS	1,273,734.00	1,273,734.00
LINE 10a	GOVERNMENT BONDS & NOTES	485,692.00	466,394.00
LINE 10c	GOVT AGENCY BONDS, NOTES & CORP	2,376,385.00	2,353,844.00
LINE 10b	COMMON STOCKS	659,900.00	987,037.00
LINE 13	INVESTMENTS OTHER	15,125,459.00	15,035,028.00
LINE 15	OTHER ASSETS	400,000.00	400,000.00
LINE 16	TOTAL ASSETS AS OF 6/30/2014	20,321,170.00	20,516,037.00

* Including partnership interest valued on May 31, 2014

COMBINED STATEMENT OF ASSETS
 THE SERAPH FOUNDATION INC INV ADV
 06/30/14
 6018-01-4/1

Shares/Par	Description of Assets	Bond Rtg	Unit Tax Cost	Tax Cost	Market Price	Market Value	Unrealized Gain/Loss	Estimated Annual Income	Current Yield
Cash & Reserves									
1272977	GLENMEDE FUND INC-GOVT CASH PORTFOLIO (GTGXX)		1.00	1,272,977	1.00	1,272,977		1	0.00 *
4+	Cash		1.04	4	1.00	4		0	0.00
Cash & Reserves Total									
				1,272,981		1,272,981		1	0.00
Fixed Income									
U S Government Obligations									
50000	U.S. TREASURY BONDS DTD 5/15/1986 7.25% 5/15/2016 (912810DW5)	Aaa	1.10	54,859	112.72	56,360	1,500	3,625	6.43
100000	U.S. TREASURY BONDS DTD 11/15/1986 7.5% 11/15/2016 (912810DX3)	Aaa	1.20	120,282	116.25	116,250	4,032-	7,500	6.45
100000	U.S. TREASURY BONDS DTD 5/15/1988 9.125% 5/15/2018 (912810EA2)	Aaa	1.37	137,066	130.06	130,055	7,011-	9,125	7.02
65000	US TREASURY N/B DTD 10/31/2012 1.25% 10/31/2019 (912828TV2)	Aaa	0.97	63,317	97.67	63,487	170	813	1.28 #
75000	U.S. TREASURY BOND DTD 2/15/1996 6% 2/15/2026 (912810EW4)	Aaa	1.47	110,168	133.66	100,242	9,926-	4,500	4.49 #
Total									
				485,692		466,394	19,299-	25,563	5.48

COMBINED STATEMENT OF ASSETS
 THE SERAPH FOUNDATION INC INV ADV
 06/30/14
 6018-01-4/1

Shares/Par	Description of Assets	Bond Rtg	Unit Tax Cost	Tax Cost	Market Price	Market Value	Unrealized Gain/Loss	Estimated Annual Income	Current Yield
U S Government Agencies									
165000	FNMA DTD 4/16/2007 5% 5/11/2017 (31359M7X5)	Aaa	1.19	196,681	111.59	184,130	12,551-	8,250	4.48
80000	FHLB DTD 10/19/2007 5% 11/17/2017 (3133XM087)	Aaa	1.13	90,759	112.82	90,258	502-	4,000	4.43
110000	FHLMC DTD 6/13/2008 4.875% 6/13/2018 (3137EABP3)	Aaa	1.17	128,152	113.60	124,962	3,190-	5,363	4.29
Total									
				415,592		399,350	16,243-	17,613	4.41
Corporate Bonds - Industrial									
120000	UNITED TECHNOLOGIES CORP DTD 4/29/2005 4.875% 5/1/2015 (913017BH1)	A2	1.06	126,607	103.83	124,591	2,016-	5,850	4.70
130000	WAL-MART STORES INC DTD 8/24/2007 5.8% 2/15/2018 (931142CJ0)	Aa2	1.13	147,323	115.28	149,869	2,547	7,540	5.03
120000	JOHNSON & JOHNSON DTD 6/23/2008 5.15% 7/15/2018 (478160AU8)	Aaa	1.13	136,189	114.08	136,890	701	6,180	4.51
100000	PEPSICO INC DTD 10/24/2008 7.9% 11/1/2018 (713448BJ6)	A1	1.32	132,485	124.47	124,474	8,011-	7,900	6.35
90000	CATERPILLAR INC DTD 12/5/2008 7.9% 12/15/2018 (149123BQ3)	A2	1.30	116,724	125.21	112,689	4,035-	7,110	6.31

COMBINED STATEMENT OF ASSETS
 THE SERAPH FOUNDATION INC INV ADV
 06/30/14
 6018-01-4/1

Shares/Par	Description of Assets	Bond Rtg	Unit Tax Cost	Tax Cost	Market Price	Market Value	Unrealized Gain/Loss	Estimated Annual Income	Current Yield
75000	PROCTER & GAMBLE CO/THE DTD 2/6/2009 4.7% 2/15/2019 (742718DN6)	Aa3	1.18	88,461	112.94	84,706	3,755-	3,525	4.16
100000	IBM CORP DTD 11/1/1989 8.375% 11/1/2019 (459200AG6)	Aa3	1.37	137,496	130.84	130,838	6,658-	8,375	6.40 #
120000	INTEL CORP DTD 9/19/2011 3.3% 10/1/2021 (458140AJ9)	A1	1.02	122,258	103.55	124,258	1,999	3,960	3.19
Total				1,007,543		988,315	19,228-	50,440	5.10
Corporate Bonds - Finance									
120000	BLACKROCK INC DTD 12/10/2009 3.5% 12/10/2014 (09247XAD3)		1.05	125,849	101.44	121,729	4,120-	4,200	3.45
50000	BERKSHIRE HATHAWAY FINANCE DTD 1/11/2005 4.85% 1/15/2015 (084664AT8)		0.98	48,988	102.48	51,239	2,251	2,425	4.73
80000	WELLS FARGO BANK NA DTD 5/15/2006 5.75% 5/16/2016 (94980VAE8)	A1	1.14	91,517	109.05	87,242	4,274-	4,600	5.27
130000	TOYOTA MOTOR CREDIT CORP DTD 9/15/2011 2% 9/15/2016 (89233P5E2)	Aa3	1.03	133,884	102.58	133,358	527-	2,600	1.95
120000	GENERAL ELEC CAP CORP DTD 9/24/2007 5.625% 9/15/2017 (36962G3H5)	A1	0.97	115,914	113.20	135,844	19,930	6,750	4.97

COMBINED STATEMENT OF ASSETS
 THE SERAPH FOUNDATION INC INV ADV
 06/30/14
 6018-01-4/1

Shares/Par	Description of Assets	Bond Rtg	Unit Tax Cost	Tax Cost	Market Price	Market Value	Unrealized Gain/Loss	Estimated Annual Income	Current Yield
100000	ORACLE CORP DTD 4/9/2008 5.75% 4/15/2018 (68389XAC9)	A1	1.18	118,085	114.92	114,915	3,170-	5,750	5.00
Total				634,237		644,327	10,090	26,325	4.09
Other Taxable Bond Mutual Funds									
11321+	TEMPLETON GLOBAL BOND FD-AD (TGBAX)		13.25	150,000	13.31	150,679	679	5,468	3.63
14465+	BLACKROCK STRATEGIC INCOME OPP DTD 11/1/2013 (BSIIX)		10.37	150,000	10.37	150,000		4,458	2.97
Total				300,000		300,679	679	9,926	3.30
Mortgage Backed Securities									
100+	FNMA #534706 DTD 5/1/2000 7.5% 5/1/2015 (FN534706) Original Face Value: 100,284.00		1.05	105	100.31	101	4-	8	7.46
1727+	GNMA #523061 DTD 3/1/2001 6.5% 3/15/2016 (GN523061) Original Face Value: 325,921.00		1.03	1,771	100.30	1,732	39-	112	6.48
3653+	GNMA #521660 DTD 11/1/1999 7.5% 11/15/2029 (GN521660) Original Face Value: 100,574.00		0.99	3,622	109.41	3,996	374	274	6.86
1011+	FNMA #558527 DTD 11/1/2000 7% 11/1/2030 (FN558527) Original Face Value: 175,017.00		1.00	1,007	108.38	1,096	89	71	6.46

COMBINED STATEMENT OF ASSETS
 THE SERAPH FOUNDATION INC INV ADV
 06/30/14
 6018-01-4/1

Shares/Par	Description of Assets	Bond Rtg	Unit Tax Cost	Tax Cost	Market Price	Market Value	Unrealized Gain/Loss	Estimated Annual Income	Current Yield
8135+	GNMA #551116 DTD 8/1/2001 7% 8/15/2031 (GN551116) Original Face Value: 500,000.00		1.02	8,305	117.56	9,564	1,258	569	5.95
4110+	GNMA #567258 DTD 10/1/2001 6.5% 10/15/2031 (GN567258) Original Face Value: 499,950.00		1.02	4,206	113.98	4,684	478	267	5.70
	Total			19,016	21,173	2,157	1,301	6.15	
	Fixed Income Total			2,862,080	2,820,238	41,844-	131,168	4.65	
	Equities								
	Health Care								
10000	PFIZER INC. (PFE)		15.99	159,900	29.68	296,800	136,900	10,400	3.50
	Total			159,900	296,800	136,900	10,400	3.50	
	Technology								
62352	IDENTIVE GROUP INC (INVE)		8.02	500,000	11.07	690,237	190,237	0	0.00 #
	Total			500,000	690,237	190,237	0	0.00	
	Equities Total			659,900	987,037	327,137	10,400	1.05	
	Other								

COMBINED STATEMENT OF ASSETS
 THE SERAPH FOUNDATION INC INV ADV
 06/30/14
 6018-01-4/1

Shares/Par	Description of Assets	Bond Rtg	Unit Tax Cost	Tax Cost	Market Price	Market Value	Unrealized Gain/Loss	Estimated Annual Income	Current Yield
Alternative Assets									
3000000	GLENMEDE PRIVATE EQUITY FUND II LP		0.00	897,600	0.30	914,700	914,700	0	0.00
2250000	GLENMEDE REAL ESTATE FUND LLC LP		0.00	543,480	0.22	489,150	489,150	0	0.00
2000000	THE GLENMEDE PRIVATE EQUITY FUND		0.20	100,401	0.02	47,200	362,295-	0	0.00
	Total			1,541,481		1,451,050	1,041,555	0	0.00
	Other Total			409,495		1,451,050	1,041,555	0	0.00
Reported At Client Direction									
400000	FROM NOTE CHESAPEAKE BAY MARITIME MUS DTD 3/31/2009 2.00000% 3/31/2018		1.00	400,000	100.00	400,000		8,000	2.00
	Reported At Client Direction Total			400,000		400,000		8,000	2.00
	Grand Total			6,737,192		6,931,306	1,326,848	149,569	2.16

* AS A RESULT OF CAPITAL GAIN DISTRIBUTIONS, THE TAX COST COLUMN DOES NOT REFLECT ADJUSTED INVESTMENT.
 # INDICATES MULTIPLE TAX LOTS
 + FRACTIONAL SHARE EXISTS

COMBINED STATEMENT OF ASSETS
 THE SERAPH FOUNDATION INC INV ADV PFIZER
 06/30/14
 6018-03-4/9

Shares/Par	Description of Assets	Bond Rtg	Unit Tax Cost	Tax Cost	Market Price	Market Value	Unrealized Gain/Loss	Estimated Annual Income	Current Yield
Cash & Reserves									
750	GLENMEDE FUND INC-GOVT CASH PORTFOLIO (GTGXX)		1.00	750	1.00	750		0	0.00
Cash & Reserves Total									
				750		750		0	0.00
Grand Total									
				750		750		0	0.00

BALANCE OF PARTNERSHIPS (Combined with Glenmede Account #6018-01)

Valuation Date	Palisades	Abramson	Sun Life	Saturn Partners	Kobalt	Outdoor Income	TOTAL
6/30/2013	2,524,045	5,275,011	357,528	813,017	705,781	1,874,729	11,550,111
10/30/2013	2,188,811	5,820,333	527,905	1,000,000	1,000,000	2,823,296	13,360,345
3/31/2014	2,189,965	5,650,105	116,479	1,400,000	1,000,000	2,844,920	13,201,469
5/31/2014	2,218,680	5,901,732	140,064	1,400,000	1,060,633	2,862,869	13,583,978

THE SERAPH FOUNDATION INC

PAGE 1

ACCOUNT #6018-01-4/1

E.I.N. 52-2030228

TAX YEAR ENDING 6/30/2014

PART XV, FORM 990-PF, PAGE 11

GRANTS AND CONTRIBUTIONS - PAID -

DONEE, LOCATION AND PURPOSE	AMOUNT	DATE
AmeriCares Stamford, CT Phillipines Typhoon Relief	100,000.00	12/4/2013
Cold Spring Harbor Laboratory Cold Spring Harbor, NY Dr. Christopher Vakoc's second year of start-up costs re: Cancer Therapeutics Initiative	125,000.00	12/4/2013
Middlesex Habitat for Humanity of Connecticut, Inc. Cromwell, CT Full house sponsorship for 203 Liberty Street	100,000.00	12/4/2013
North Country School Lake Placid, NY Scholarship support in honor of Sumner Parker	25,000.00	12/4/2013
Riverside Healthcare Association, Inc. Newport News, Virginia Tangier Island Clinic Fuel Fund	10,000.00	12/4/2013
The Nature Conservancy of Virginia Charlottesville, VA \$100,000 Warm Springs Mountain Preserver acquisition; \$40,000 Ingalls Overlook Trailhead	140,000.00	12/4/2013
There Goes My Hero Foundation Phoenix, MD Support for blood cancer patients - 2014 matching grant	25,000.00	12/4/2013
Transitional Living Center (TLC) Lancaster, PA Transitional Living Center - combatting homelessness in Lancaster	75,000.00	12/4/2013
University of the Cumberland - Cumberland College Williamsburg, KY \$50,000 current scholarships; \$50,000 Seraph Endowed Scholarship; \$53,900 Biology Lab equipment	153,900.00	12/4/2013
Yale University School of Medicine	150,000.00	12/4/2013

New Haven, CT Diabetes Research - Studies of Beta Cell death & enhance Regeneration Geisinger Health System Foundation	100,000.00	12/11/2013
Danville, PA To support glioblastoma research, as exemplified by Drs. Atom Sarkar & Nikos Tapinos, in order to provide continued support for tumor biology investigations.		
AmeriCares	50,000.00	5/2/2014
Stamford, CT Tornado Relief Connecticut Children's Medical Center Foundation, Inc.	250,000.00	5/30/2014
Hartford, CT Neuroblastoma Research Initiatives & The Avatar Project		
Dickinson College	100,000.00	5/30/2014
Carlisle, PA Seraph Endowed Scholarship Fund		
Garrison Forest School	25,000.00	5/30/2014
Owings Mills, Maryland Establish Seraph Endowed Scholarship		
Lancaster Family YMCA Association	100,000.00	5/30/2014
Lancaster, PA Camp Shand - Gelhard Family Recreation and Education Center		
Lancaster Farmland Trust	130,000.00	5/30/2014
Strasburg, PA Preservation of Blank Farm		
Roanoke Valley Horse Rescue, Inc.	50,000.00	5/30/2014
Hardy, Virginia Matching grant for Forever Home Fund Land acquisition		
Schreiber Pediatric Rehab Center	100,000.00	5/30/2014
Lancaster, Pennsylvania Challenge Grant for Endowment		
The Williams School	25,000.00	5/30/2014
New London, Connecticut Establish Seraph Endowed Scholarship		
Washington College	100,000.00	5/30/2014
Chestertown, MD Seraph Endowed Scholarship Fund		
Grand Totals (21 items)	1,933,900.00	

Application for Extension of Time To File an Exempt Organization Return

► **File a separate application for each return.**
► **Information about Form 8868 and its instructions is at www.irs.gov/form8868.**

- If you are filing for an **Automatic 3-Month Extension**, complete only Part I and check this box
 - If you are filing for an **Additional (Not Automatic) 3-Month Extension**, complete only Part II (on page 2 of this form).
- Do not complete Part II unless you have already been granted an automatic 3-month extension on a previously filed Form 8868.**

Electronic filing (e-file). You can electronically file Form 8868 if you need a 3-month automatic extension of time to file (6 months for a corporation required to file Form 990-T), or an additional (not automatic) 3-month extension of time. You can electronically file Form 8868 to request an extension of time to file any of the forms listed in Part I or Part II with the exception of Form 8870, Information Return for Transfers Associated With Certain Personal Benefit Contracts, which must be sent to the IRS in paper format (see instructions). For more details on the electronic filing of this form, visit www.irs.gov/efile and click on *e-file for Charities & Nonprofits*.

Part I Automatic 3-Month Extension of Time. Only submit original (no copies needed).

A corporation required to file Form 990-T and requesting an automatic 6-month extension - check this box and complete Part I only **X**
All other corporations (including 1120-C filers), partnerships, REMICs, and trusts must use Form 7004 to request an extension of time to file income tax returns.

Type or print File by the due date for filing your return See instructions.	Name of exempt organization or other filer, see instructions	Employer identification number (EIN) or
	THE SERAPH FOUNDATION INC 6018-01-4/1	52-2030228
	Number, street, and room or suite no. If a P.O. box, see instructions	Social security number (SSN)
	GLENMEDE TRUST COMPANY, 1650 MARKET STREET	
	City, town or post office, state, and ZIP code For a foreign address, see instructions.	
	PHILADELPHIA, PA 19103-7391	

Enter the Return code for the return that this application is for (file a separate application for each return)

Application Is For	Return Code	Application Is For	Return Code
Form 990 or Form 990-EZ	01	Form 990-T (corporation)	07
Form 990-BL	02	Form 1041-A	08
Form 4720 (individual)	03	Form 4720 (other than individual)	09
Form 990-PF	04	Form 5227	10
Form 990-T (sec. 401(a) or 408(a) trust)	05	Form 6069	11
Form 990-T (trust other than above)	06	Form 8870	12

- The books are in the care of ► GLENMEDE TRUST COMPANY, N.A.

Telephone No. ► (215) 419-6000 FAX No ► _____

- If the organization does not have an office or place of business in the United States, check this box
- If this is for a Group Return, enter the organization's four digit Group Exemption Number (GEN) _____ . If this is for the whole group, check this box . If it is for part of the group, check this box and attach a list with the names and EINs of all members the extension is for.

1 I request an automatic 3-month (6 months for a corporation required to file Form 990-T) extension of time until 02/16, 2015, to file the exempt organization return for the organization named above. The extension is for the organization's return for:
 ► calendar year 20 ____ or
 ► tax year beginning 07/01, 2013, and ending 06/30, 2014.

2 If the tax year entered in line 1 is for less than 12 months, check reason. Initial return Final return
 Change in accounting period

3a If this application is for Form 990-BL, 990-PF, 990-T, 4720, or 6069, enter the tentative tax, less any nonrefundable credits. See instructions.	3a \$	49,000.
b If this application is for Form 990-PF, 990-T, 4720, or 6069, enter any refundable credits and estimated tax payments made. Include any prior year overpayment allowed as a credit.	3b \$	34,000.
c Balance due. Subtract line 3b from line 3a. Include your payment with this form, if required, by using EFTPS (Electronic Federal Tax Payment System). See instructions.	3c \$	15,000.

Caution. If you are going to make an electronic funds withdrawal (direct debit) with this Form 8868, see Form 8453-EO and Form 8879-EO for payment instructions

- If you are filing for an **Additional (Not Automatic) 3-Month Extension**, complete only Part II and check this box **X**
- Note.** Only complete Part II if you have already been granted an automatic 3-month extension on a previously filed Form 8868
- If you are filing for an **Automatic 3-Month Extension**, complete only Part I (on page 1).

Part II Additional (Not Automatic) 3-Month Extension of Time. Only file the original (no copies needed).

Type or print <small>File by the due date for filing your return See instructions.</small>	<small>Name of exempt organization or other filer, see instructions</small> THE SERAPH FOUNDATION INC 6018-01-4/1	<small>Employer identification number (EIN) or</small> 52-2030228
	<small>Number, street, and room or suite no. If a P.O. box, see instructions.</small> GLENMEDE TRUST COMPANY, 1650 MARKET STREET	<small>Social security number (SSN)</small>
	<small>City, town or post office, state, and ZIP code. For a foreign address, see instructions</small> PHILADELPHIA, PA 19103-7391	

Enter the Return code for the return that this application is for (file a separate application for each return) **0 4**

Application Is For	Return Code	Application Is For	Return Code
Form 990 or Form 990-EZ	01		
Form 990-BL	02	Form 1041-A	08
Form 4720 (individual)	03	Form 4720 (other than individual)	09
Form 990-PF	04	Form 5227	10
Form 990-T (sec. 401(a) or 408(a) trust)	05	Form 6069	11
Form 990-T (trust other than above)	06	Form 8870	12

STOP! Do not complete Part II if you were not already granted an automatic 3-month extension on a previously filed Form 8868.

- The books are in the care of **GLENMEDE TRUST COMPANY, N.A.**
Telephone No. **(215) 419-6000** Fax No. _____
- If the organization does not have an office or place of business in the United States, check this box
- If this is for a Group Return, enter the organization's four digit Group Exemption Number (GEN) _____ . If this is for the whole group, check this box . If it is for part of the group, check this box and attach a list with the names and EINs of all members the extension is for.

4 I request an additional 3-month extension of time until 05/15, 20 15 .

5 For calendar year _____, or other tax year beginning 07/01, 20 13, and ending 06/30, 20 14 .

6 If the tax year entered in line 5 is for less than 12 months, check reason: Initial return Final return Change in accounting period

7 State in detail why you need the extension ADDITIONAL TIME IS NEEDED TO GATHER THE INFO NECESSARY TO FILE AN ACCURATE RETURN

8a If this application is for Forms 990-BL, 990-PF, 990-T, 4720, or 6069, enter the tentative tax, less any nonrefundable credits. See instructions.	8a	\$	49,000.
8b If this application is for Forms 990-PF, 990-T, 4720, or 6069, enter any refundable credits and estimated tax payments made. Include any prior year overpayment allowed as a credit and any amount paid previously with Form 8868.	8b	\$	49,000.
8c Balance Due. Subtract line 8b from line 8a. Include your payment with this form, if required, by using EFTPS (Electronic Federal Tax Payment System). See instructions.	8c	\$	NONE

Signature and Verification must be completed for Part II only.

Under penalties of perjury, I declare that I have examined this form, including accompanying schedules and statements, and to the best of my knowledge and belief, it is true, correct, and complete, and that I am authorized to prepare this form

Signature Lisa D Whitcomb Title _____ Date _____