



See a Social Security Number? Say Something!  
Report Privacy Problems to <https://public.resource.org/privacy>  
Or call the IRS Identity Theft Hotline at 1-800-908-4490





Part IIStatement of Program Service Accomplishments

Check if Schedule O contains a response or note to any line in this Part III

1

Briefly describe the organization’s mission

As part of Via Christi Health, Inc we share this mission "Inspired by the Gospel and our Catholic tradition, we serve as a healing presence with special concern for our neighbors who are vulnerable "

2

Did the organization undertake any significant program services during the year which were not listed on the prior Form 990 or 990-EZ?

YesNo

If "Yes," describe these new services on Schedule O

3

Did the organization cease conducting, or make significant changes in how it conducts, any program services?

YesNo

If "Yes," describe these changes on Schedule O

4

Describe the organization’s program service accomplishments for each of its three largest program services, as measured by expenses Section 501(c)(3) and 501(c)(4) organizations are required to report the amount of grants and allocations to others, the total expenses, and revenue, if any, for each program service reported

4a

(Code ) (Expenses \$ 66,101,759 including grants of \$ ) (Revenue \$ 83,100,139 )

Via Chrnsti Hospital Pittsburg, Inc (VCH-P) and its affiliates enrich the communities in which they operate as well as the broader community, improving medicine through research, educating nurses/nursing students and other health care providers, and providing care and support to people in need VCH-P further supports this mission with a community board, open medical staff, and an emergency room available to patients regardless of ability to pay

4b

(Code ) (Expenses \$ including grants of \$ ) (Revenue \$ )

4c

(Code ) (Expenses \$ including grants of \$ ) (Revenue \$ )

4d




















Other program services (Describe in Schedule O )

(Expenses \$ including grants of \$ ) (Revenue \$ )

4e

Total program service expenses ▶ 66,101,759

Part IV Checklist of Required Schedules

	Yes	No
1 Is the organization described in section 501(c)(3) or 4947(a)(1) (other than a private foundation)? If "Yes," complete Schedule A 	1 Yes	
2 Is the organization required to complete Schedule B, Schedule of Contributors (see instructions)? 	2 Yes	
3 Did the organization engage in direct or indirect political campaign activities on behalf of or in opposition to candidates for public office? If "Yes," complete Schedule C, Part I 	3	No
4 <b>Section 501(c)(3) organizations.</b> Did the organization engage in lobbying activities, or have a section 501(h) election in effect during the tax year? If "Yes," complete Schedule C, Part II 	4 Yes	
5 Is the organization a section 501(c)(4), 501(c)(5), or 501(c)(6) organization that receives membership dues, assessments, or similar amounts as defined in Revenue Procedure 98-19? If "Yes," complete Schedule C, Part III 	5	No
6 Did the organization maintain any donor advised funds or any similar funds or accounts for which donors have the right to provide advice on the distribution or investment of amounts in such funds or accounts? If "Yes," complete Schedule D, Part I 	6	No
7 Did the organization receive or hold a conservation easement, including easements to preserve open space, the environment, historic land areas, or historic structures? If "Yes," complete Schedule D, Part II 	7	No
8 Did the organization maintain collections of works of art, historical treasures, or other similar assets? If "Yes," complete Schedule D, Part III 	8	No
9 Did the organization report an amount in Part X, line 21 for escrow or custodial account liability, serve as a custodian for amounts not listed in Part X, or provide credit counseling, debt management, credit repair, or debt negotiation services? If "Yes," complete Schedule D, Part IV 	9	No
10 Did the organization, directly or through a related organization, hold assets in temporarily restricted endowments, permanent endowments, or quasi-endowments? If "Yes," complete Schedule D, Part V 	10	No
11 If the organization's answer to any of the following questions is "Yes," then complete Schedule D, Parts VI, VII, VIII, IX, or X as applicable		
a Did the organization report an amount for land, buildings, and equipment in Part X, line 10? If "Yes," complete Schedule D, Part VI 	11a Yes	
b Did the organization report an amount for investments—other securities in Part X, line 12 that is 5% or more of its total assets reported in Part X, line 16? If "Yes," complete Schedule D, Part VII 	11b	No
c Did the organization report an amount for investments—program related in Part X, line 13 that is 5% or more of its total assets reported in Part X, line 16? If "Yes," complete Schedule D, Part VIII 	11c	No
d Did the organization report an amount for other assets in Part X, line 15 that is 5% or more of its total assets reported in Part X, line 16? If "Yes," complete Schedule D, Part IX 	11d Yes	
e Did the organization report an amount for other liabilities in Part X, line 25? If "Yes," complete Schedule D, Part X 	11e Yes	
f Did the organization's separate or consolidated financial statements for the tax year include a footnote that addresses the organization's liability for uncertain tax positions under FIN 48 (ASC 740)? If "Yes," complete Schedule D, Part X 	11f Yes	
12a Did the organization obtain separate, independent audited financial statements for the tax year? If "Yes," complete Schedule D, Parts XI and XII 	12a	No
b Was the organization included in consolidated, independent audited financial statements for the tax year? If "Yes," and if the organization answered "No" to line 12a, then completing Schedule D, Parts XI and XII is optional 	12b Yes	
13 Is the organization a school described in section 170(b)(1)(A)(ii)? If "Yes," complete Schedule E	13	No
14a Did the organization maintain an office, employees, or agents outside of the United States?	14a	No
b Did the organization have aggregate revenues or expenses of more than \$10,000 from grantmaking, fundraising, business, investment, and program service activities outside the United States, or aggregate foreign investments valued at \$100,000 or more? If "Yes," complete Schedule F, Parts I and IV	14b	No
15 Did the organization report on Part IX, column (A), line 3, more than \$5,000 of grants or other assistance to or for any foreign organization? If "Yes," complete Schedule F, Parts II and IV	15	No
16 Did the organization report on Part IX, column (A), line 3, more than \$5,000 of aggregate grants or other assistance to or for foreign individuals? If "Yes," complete Schedule F, Parts III and IV	16	No
17 Did the organization report a total of more than \$15,000 of expenses for professional fundraising services on Part IX, column (A), lines 6 and 11e? If "Yes," complete Schedule G, Part I (see instructions)	17	No
18 Did the organization report more than \$15,000 total of fundraising event gross income and contributions on Part VIII, lines 1c and 8a? If "Yes," complete Schedule G, Part II	18	No
19 Did the organization report more than \$15,000 of gross income from gaming activities on Part VIII, line 9a? If "Yes," complete Schedule G, Part III	19	No
20a Did the organization operate one or more hospital facilities? If "Yes," complete Schedule H 	20a Yes	
b If "Yes" to line 20a, did the organization attach a copy of its audited financial statements to this return?	20b Yes	

Part IV

Checklist of Required Schedules (continued)

21	Did the organization report more than \$5,000 of grants or other assistance to any domestic organization or government on Part IX, column (A), line 1? <i>If "Yes," complete Schedule I, Parts I and II</i> . . . . .	21		No
22	Did the organization report more than \$5,000 of grants or other assistance to individuals in the United States on Part IX, column (A), line 2? <i>If "Yes," complete Schedule I, Parts I and III</i> . . . . .	22		No
23	Did the organization answer "Yes" to Part VII, Section A, line 3, 4, or 5 about compensation of the organization's current and former officers, directors, trustees, key employees, and highest compensated employees? <i>If "Yes," complete Schedule J</i> . . . . .	23	Yes	
24a	Did the organization have a tax-exempt bond issue with an outstanding principal amount of more than \$100,000 as of the last day of the year, that was issued after December 31, 2002? <i>If "Yes," answer lines 24b through 24d and complete Schedule K. If "No," go to line 25a</i> . . . . .	24a		No
b	Did the organization invest any proceeds of tax-exempt bonds beyond a temporary period exception? . . . .	24b		
c	Did the organization maintain an escrow account other than a refunding escrow at any time during the year to defease any tax-exempt bonds? . . . . .	24c		
d	Did the organization act as an "on behalf of" issuer for bonds outstanding at any time during the year? . . . .	24d		
25a	<b>Section 501(c)(3) and 501(c)(4) organizations.</b> Did the organization engage in an excess benefit transaction with a disqualified person during the year? <i>If "Yes," complete Schedule L, Part I</i> . . . . .	25a		No
b	Is the organization aware that it engaged in an excess benefit transaction with a disqualified person in a prior year, and that the transaction has not been reported on any of the organization's prior Forms 990 or 990-EZ? <i>If "Yes," complete Schedule L, Part I</i> . . . . .	25b		No
26	Did the organization report any amount on Part X, line 5, 6, or 22 for receivables from or payables to any current or former officers, directors, trustees, key employees, highest compensated employees, or disqualified persons? <i>If so, complete Schedule L, Part II</i> . . . . .	26		No
27	Did the organization provide a grant or other assistance to an officer, director, trustee, key employee, substantial contributor or employee thereof, a grant selection committee member, or to a 35% controlled entity or family member of any of these persons? <i>If "Yes," complete Schedule L, Part III</i> . . . . .	27		No
28	Was the organization a party to a business transaction with one of the following parties (see Schedule L, Part IV instructions for applicable filing thresholds, conditions, and exceptions)			
a	A current or former officer, director, trustee, or key employee? <i>If "Yes," complete Schedule L, Part IV</i> . . . . .	28a		No
b	A family member of a current or former officer, director, trustee, or key employee? <i>If "Yes," complete Schedule L, Part IV</i> . . . . .	28b		No
c	An entity of which a current or former officer, director, trustee, or key employee (or a family member thereof) was an officer, director, trustee, or direct or indirect owner? <i>If "Yes," complete Schedule L, Part IV</i> . . . . .	28c		No
29	Did the organization receive more than \$25,000 in non-cash contributions? <i>If "Yes," complete Schedule M</i> . . . .	29		No
30	Did the organization receive contributions of art, historical treasures, or other similar assets, or qualified conservation contributions? <i>If "Yes," complete Schedule M</i> . . . . .	30		No
31	Did the organization liquidate, terminate, or dissolve and cease operations? <i>If "Yes," complete Schedule N, Part I</i> . . . . .	31		No
32	Did the organization sell, exchange, dispose of, or transfer more than 25% of its net assets? <i>If "Yes," complete Schedule N, Part II</i> . . . . .	32		No
33	Did the organization own 100% of an entity disregarded as separate from the organization under Regulations sections 301.7701-2 and 301.7701-3? <i>If "Yes," complete Schedule R, Part I</i> . . . . .	33		No
34	Was the organization related to any tax-exempt or taxable entity? <i>If "Yes," complete Schedule R, Part II, III, or IV, and Part V, line 1</i> . . . . .	34	Yes	
35a	Did the organization have a controlled entity within the meaning of section 512(b)(13)?	35a	Yes	
b	If 'Yes' to line 35a, did the organization receive any payment from or engage in any transaction with a controlled entity within the meaning of section 512(b)(13)? <i>If "Yes," complete Schedule R, Part V, line 2</i> . . . . .	35b	Yes	
36	<b>Section 501(c)(3) organizations.</b> Did the organization make any transfers to an exempt non-charitable related organization? <i>If "Yes," complete Schedule R, Part V, line 2</i> . . . . .	36		No
37	Did the organization conduct more than 5% of its activities through an entity that is not a related organization and that is treated as a partnership for federal income tax purposes? <i>If "Yes," complete Schedule R, Part VI</i> . . . . .	37		No
38	Did the organization complete Schedule O and provide explanations in Schedule O for Part VI, lines 11b and 19? <b>Note.</b> All Form 990 filers are required to complete Schedule O . . . . .	38	Yes	

Part V

Statements Regarding Other IRS Filings and Tax Compliance

Check if Schedule O contains a response or note to any line in this Part V

☐

		Yes	No
1a	Enter the number reported in Box 3 of Form 1096. Enter -0- if not applicable.		
1b	Enter the number of Forms W-2G included in line 1a. Enter -0- if not applicable.		
1c	Did the organization comply with backup withholding rules for reportable payments to vendors and reportable gaming (gambling) winnings to prize winners?	Yes	
2a	Enter the number of employees reported on Form W-3, Transmittal of Wage and Tax Statements, filed for the calendar year ending with or within the year covered by this return.		
2b	If at least one is reported on line 2a, did the organization file all required federal employment tax returns? <b>Note.</b> If the sum of lines 1a and 2a is greater than 250, you may be required to e-file (see instructions).	Yes	
3a	Did the organization have unrelated business gross income of \$1,000 or more during the year?	Yes	
3b	If "Yes," has it filed a Form 990-T for this year? If "No" to line 3b, provide an explanation in Schedule O.	Yes	
4a	At any time during the calendar year, did the organization have an interest in, or a signature or other authority over, a financial account in a foreign country (such as a bank account, securities account, or other financial account)?		No
b	If "Yes," enter the name of the foreign country: _____ See instructions for filing requirements for Form TD F 90-22.1, Report of Foreign Bank and Financial Accounts.		
5a	Was the organization a party to a prohibited tax shelter transaction at any time during the tax year?		No
5b	Did any taxable party notify the organization that it was or is a party to a prohibited tax shelter transaction?		No
5c	If "Yes," to line 5a or 5b, did the organization file Form 8886-T?		
6a	Does the organization have annual gross receipts that are normally greater than \$100,000, and did the organization solicit any contributions that were not tax deductible as charitable contributions?		No
6b	If "Yes," did the organization include with every solicitation an express statement that such contributions or gifts were not tax deductible?		
7	<b>Organizations that may receive deductible contributions under section 170(c).</b>		
7a	Did the organization receive a payment in excess of \$75 made partly as a contribution and partly for goods and services provided to the payor?		No
7b	If "Yes," did the organization notify the donor of the value of the goods or services provided?		
7c	Did the organization sell, exchange, or otherwise dispose of tangible personal property for which it was required to file Form 8282?		No
7d	If "Yes," indicate the number of Forms 8282 filed during the year.		0
7e	Did the organization receive any funds, directly or indirectly, to pay premiums on a personal benefit contract?		No
7f	Did the organization, during the year, pay premiums, directly or indirectly, on a personal benefit contract?		No
7g	If the organization received a contribution of qualified intellectual property, did the organization file Form 8899 as required?		
7h	If the organization received a contribution of cars, boats, airplanes, or other vehicles, did the organization file a Form 1098-C?		
8	<b>Sponsoring organizations maintaining donor advised funds and section 509(a)(3) supporting organizations.</b> Did the supporting organization, or a donor advised fund maintained by a sponsoring organization, have excess business holdings at any time during the year?		
9	<b>Sponsoring organizations maintaining donor advised funds.</b>		
9a	Did the organization make any taxable distributions under section 4966?		
9b	Did the organization make a distribution to a donor, donor advisor, or related person?		
10	<b>Section 501(c)(7) organizations.</b> Enter		
10a	Initiation fees and capital contributions included on Part VIII, line 12.		
10b	Gross receipts, included on Form 990, Part VIII, line 12, for public use of club facilities.		
11	<b>Section 501(c)(12) organizations.</b> Enter		
11a	Gross income from members or shareholders.		
11b	Gross income from other sources (Do not net amounts due or paid to other sources against amounts due or received from them).		
12a	<b>Section 4947(a)(1) non-exempt charitable trusts.</b> Is the organization filing Form 990 in lieu of Form 1041?		
12b	If "Yes," enter the amount of tax-exempt interest received or accrued during the year.		
13	<b>Section 501(c)(29) qualified nonprofit health insurance issuers.</b>		
13a	Is the organization licensed to issue qualified health plans in more than one state? <b>Note.</b> See the instructions for additional information the organization must report on Schedule O.		
13b	Enter the amount of reserves the organization is required to maintain by the states in which the organization is licensed to issue qualified health plans.		
13c	Enter the amount of reserves on hand.		
14a	Did the organization receive any payments for indoor tanning services during the tax year?		No
14b	If "Yes," has it filed a Form 720 to report these payments? If "No," provide an explanation in Schedule O.		

Part VI

Governance, Management, and Disclosure

For each "Yes" response to lines 2 through 7b below, and for a "No" response to lines 8a, 8b, or 10b below, describe the circumstances, processes, or changes in Schedule O. See instructions.

Check if Schedule O contains a response or note to any line in this Part VI

Section A. Governing Body and Management

		Yes	No
1a	Enter the number of voting members of the governing body at the end of the tax year . . . . .		
	If there are material differences in voting rights among members of the governing body, or if the governing body delegated broad authority to an executive committee or similar committee, explain in Schedule O		
b	Enter the number of voting members included in line 1a, above, who are independent . . . . .		
2	Did any officer, director, trustee, or key employee have a family relationship or a business relationship with any other officer, director, trustee, or key employee? . . . . .	2	Yes
3	Did the organization delegate control over management duties customarily performed by or under the direct supervision of officers, directors or trustees, or key employees to a management company or other person? . . . . .	3	No
4	Did the organization make any significant changes to its governing documents since the prior Form 990 was filed? . . . . .	4	No
5	Did the organization become aware during the year of a significant diversion of the organization's assets? . . . . .	5	No
6	Did the organization have members or stockholders? . . . . .	6	Yes
7a	Did the organization have members, stockholders, or other persons who had the power to elect or appoint one or more members of the governing body? . . . . .	7a	Yes
b	Are any governance decisions of the organization reserved to (or subject to approval by) members, stockholders, or persons other than the governing body? . . . . .	7b	Yes
8	Did the organization contemporaneously document the meetings held or written actions undertaken during the year by the following		
a	The governing body? . . . . .	8a	Yes
b	Each committee with authority to act on behalf of the governing body? . . . . .	8b	Yes
9	Is there any officer, director, trustee, or key employee listed in Part VII, Section A, who cannot be reached at the organization's mailing address? If "Yes," provide the names and addresses in Schedule O . . . . .	9	No

Section B. Policies (This Section B requests information about policies not required by the Internal Revenue Code.)

		Yes	No
10a	Did the organization have local chapters, branches, or affiliates? . . . . .	10a	No
b	If "Yes," did the organization have written policies and procedures governing the activities of such chapters, affiliates, and branches to ensure their operations are consistent with the organization's exempt purposes? . . . . .	10b	
11a	Has the organization provided a complete copy of this Form 990 to all members of its governing body before filing the form? . . . . .	11a	Yes
b	Describe in Schedule O the process, if any, used by the organization to review this Form 990 . . . . .		
12a	Did the organization have a written conflict of interest policy? If "No," go to line 13 . . . . .	12a	Yes
b	Were officers, directors, or trustees, and key employees required to disclose annually interests that could give rise to conflicts? . . . . .	12b	Yes
c	Did the organization regularly and consistently monitor and enforce compliance with the policy? If "Yes," describe in Schedule O how this was done . . . . .	12c	Yes
13	Did the organization have a written whistleblower policy? . . . . .	13	Yes
14	Did the organization have a written document retention and destruction policy? . . . . .	14	Yes
15	Did the process for determining compensation of the following persons include a review and approval by independent persons, comparability data, and contemporaneous substantiation of the deliberation and decision?		
a	The organization's CEO, Executive Director, or top management official . . . . .	15a	No
b	Other officers or key employees of the organization . . . . .	15b	Yes
	If "Yes" to line 15a or 15b, describe the process in Schedule O (see instructions)		
16a	Did the organization invest in, contribute assets to, or participate in a joint venture or similar arrangement with a taxable entity during the year? . . . . .	16a	Yes
b	If "Yes," did the organization follow a written policy or procedure requiring the organization to evaluate its participation in joint venture arrangements under applicable federal tax law, and take steps to safeguard the organization's exempt status with respect to such arrangements? . . . . .	16b	Yes

Section C. Disclosure

17	List the States with which a copy of this Form 990 is required to be filed▶
18	Section 6104 requires an organization to make its Form 1023 (or 1024 if applicable), 990, and 990-T (501(c)(3)s only) available for public inspection. Indicate how you made these available. Check all that apply. <input type="checkbox"/> Own website <input type="checkbox"/> Another's website <input checked="" type="checkbox"/> Upon request <input type="checkbox"/> Other (explain in Schedule O)
19	Describe in Schedule O whether (and if so, how) the organization made its governing documents, conflict of interest policy, and financial statements available to the public during the tax year
20	State the name, physical address, and telephone number of the person who possesses the books and records of the organization ▶Judy Davis 8200 E Thorn Drive Wichita,KS 67226 (316) 858-4931

Part VII Compensation of Officers, Directors, Trustees, Key Employees, Highest Compensated Employees, and Independent Contractors

Check if Schedule O contains a response or note to any line in this Part VII

Section A. Officers, Directors, Trustees, Key Employees, and Highest Compensated Employees

**1a** Complete this table for all persons required to be listed. Report compensation for the calendar year ending with or within the organization's tax year.

- List all of the organization's **current** officers, directors, trustees (whether individuals or organizations), regardless of amount of compensation. Enter -0- in columns (D), (E), and (F) if no compensation was paid.
- List all of the organization's **current** key employees, if any. See instructions for definition of "key employee."
- List the organization's five **current** highest compensated employees (other than an officer, director, trustee or key employee) who received reportable compensation (Box 5 of Form W-2 and/or Box 7 of Form 1099-MISC) of more than \$100,000 from the organization and any related organizations.
- List all of the organization's **former** officers, key employees, or highest compensated employees who received more than \$100,000 of reportable compensation from the organization and any related organizations.
- List all of the organization's **former directors or trustees** that received, in the capacity as a former director or trustee of the organization, more than \$10,000 of reportable compensation from the organization and any related organizations.

List persons in the following order: individual trustees or directors; institutional trustees; officers; key employees; highest compensated employees; and former such persons.

☐ Check this box if neither the organization nor any related organization compensated any current officer, director, or trustee

(A) Name and Title	(B) Average hours per week (list any hours for related organizations below dotted line)	(C) Position (do not check more than one box, unless person is both an officer and a director/trustee)						(D) Reportable compensation from the organization (W- 2/1099- MISC)	(E) Reportable compensation from related organizations (W- 2/1099- MISC)	(F) Estimated amount of other compensation from the organization and related organizations
		Individual trustee or director	Institutional Trustee	Officer	Key employee	Highest compensated employee	Former			
(1) Wendell Wilkinson Chair	1 00 0 00	X		X				0	0	0
(2) Marty Beezley Vice Chair	1 00 0 00	X		X				0	0	0
(3) Randall Cason Sr Administrator/President	50 00 0 00	X		X				0	282,854	55,324
(4) Tammy Battaglia MD end 913 Trustee	1 00 0 00	X						0	0	0
(5) Sister Susanne Daniels Sch O Trustee	1 00 0 00	X						0	0	0
(6) David Gambino end 1213 Trustee	1 00 50 00	X						0	429,376	96,728
(7) Mindi Garner end 1213 Medical Staff President	1 00 0 00	X						0	0	0
(8) Sherry Hausmann start 114 Trustee	1 00 49 00	X						0	384,995	79,685
(9) Chuck Hosman Trustee	1 00 0 00	X						0	0	0
(10) Sister Marie Veronica Janousek (Sch O) Trustee	1 00 19 00	X						0	0	0
(11) Jason Marietta Trustee	1 00 0 00	X						0	0	0
(12) John Mitchelson Trustee	1 00 0 00	X						0	0	0
(13) Richard Oler Trustee	1 00 0 00	X						0	0	0
(14) Jacqueline Orender start 114 Medical Staff President	1 00 0 00	X						0	0	0
(15) Kathleen Sandness start 1013 Trustee	1 00 0 00	X						0	0	0
(16) Steve Scott Trustee	1 00 0 00	X						0	0	0
(17) Elias Tawil Trustee	1 00 0 00	X						0	0	0



**Part VII**

Section A. Officers, Directors, Trustees, Key Employees, and Highest Compensated Employees *(continued)*

(A) Name and Title	(B) Average hours per week (list any hours for related organizations below dotted line)	(C) Position (do not check more than one box, unless person is both an officer and a director/trustee)						(D) Reportable compensation from the organization (W- 2/1099- MISC)	(E) Reportable compensation from related organizations (W- 2/1099- MISC)	(F) Estimated amount of other compensation from the organization and related organizations
		Individual trustee or director	Institutional Trustee	Officer	Key employee	Highest compensated employee	Former			
(18) Drew Talbott Administrator Operations/Secretary	50 00 0 00			X				149,247	0	44,011
(19) Roberta Johnson Assistant Secretary	1 00 49 00			X				0	228,937	48,336
(20) Mike Joy Adm Finance/Treasurer	45 00 5 00			X				108,204	9,751	26,766
(21) David Hadley end 114 Assistant Treasurer	1 00 49 00			X				0	468,299	119,352
(22) Jeff Seirer start 214 Assistant Treasurer	1 00 49 00			X				0	263,573	68,834
(23) Bill Aquino end 1113 Admin-Planning	50 00 0 00				X			207,378	0	42,063
(24) Ali Hammad Physician	50 00 0 00					X		938,828	0	52,268
(25) Boban N Mathew Physician	50 00 0 00					X		508,045	0	51,774
(26) Bashar Marji Physician	50 00 0 00					X		895,142	0	52,554
(27) Mary K Reed Physician	50 00 0 00					X		456,299	0	38,429
(28) Danny Reveal Physician	50 00 0 00					X		517,040	0	41,551
(29) Debra Cartwright end 213 Former CFO	0 00 0 00						X	28,949	0	5,172
<b>1b Sub-Total</b>										
<b>c Total from continuation sheets to Part VII, Section A</b>										
<b>d Total (add lines 1b and 1c)</b>								3,809,132	2,067,785	822,847

2

Total number of individuals (including but not limited to those listed above) who received more than \$100,000 of reportable compensation from the organization▶36

		Yes	No
3	Did the organization list any <b>former</b> officer, director or trustee, key employee, or highest compensated employee on line 1a? <i>If "Yes," complete Schedule J for such individual</i>	3 Yes	
4	For any individual listed on line 1a, is the sum of reportable compensation and other compensation from the organization and related organizations greater than \$150,000? <i>If "Yes," complete Schedule J for such individual</i>	4 Yes	
5	Did any person listed on line 1a receive or accrue compensation from any unrelated organization or individual for services rendered to the organization? <i>If "Yes," complete Schedule J for such person</i>	5	No

Section B. Independent Contractors

1	Complete this table for your five highest compensated independent contractors that received more than \$100,000 of compensation from the organization Report compensation for the calendar year ending with or within the organization's tax year		
	(A) Name and business address	(B) Description of services	(C) Compensation
	TriMedx LLC PO Box 636129 Cincinnati OH 452636129	Patient Related	1,180,200
	RehabCare Group Inc PO Box 502096 St Louis MO 631502096	Patient Related	773,111
	Pittsburg Emergency Physicians LLC 8717 W 110th St Ste 500 Overland Park KS 66210	Patient Related	509,993
	Regional Medical Laboratory Department 2821 Tulsa OK 74182	Laboratory	414,191
	HMN Architects Inc 7400 W 110th Ste 200 Overland Park KS 66210	Construction Services	305,642
2	Total number of independent contractors (including but not limited to those listed above) who received more than \$100,000 of compensation from the organization ▶15		

Part VIII

Statement of Revenue

Check if Schedule O contains a response or note to any line in this Part VIII

			(A)	(B)	(C)	(D)
			Total revenue	Related or exempt function revenue	Unrelated business revenue	Revenue excluded from tax under sections 512-514
Contributions, Gifts, Grants and Other Similar Amounts	1a	Federated campaigns . . . . . 1a				
	b	Membership dues . . . . . 1b				
	c	Fundraising events . . . . . 1c				
	d	Related organizations . . . . . 1d	7,650			
	e	Government grants (contributions) 1e	99,351			
	f	All other contributions, gifts, grants, and similar amounts not included above 1f	192			
	g	Noncash contributions included in lines 1a-1f \$				
	h	Total. Add lines 1a-1f . . . . .	107,193			
Program Service Revenue	Business Code					
	2a	Net Patient Svc Rev	62111078,873,535	78,873,535		
	b	340b Pharmacy Revenue	6211101,988,633	1,988,633		
	c	Meaningful Use Revenue	6211101,389,343	1,389,343		
	d	Laboratory Services	621500308,011	256,576	51,435	
	e					
	f	All other program service revenue				
	g	Total. Add lines 2a-2f . . . . .	82,559,522			
Other Revenue	3	Investment income (including dividends, interest, and other similar amounts) . . . . .	1,849,536		71,067	1,778,469
	4	Income from investment of tax-exempt bond proceeds . . . . .				
	5	Royalties . . . . .				
	(i) Real (ii) Personal					
	6a	Gross rents	204,188			
	b	Less rental expenses	134,682			
	c	Rental income or (loss)	69,506			
	d	Net rental income or (loss) . . . . .	69,506			69,506
	(i) Securities (ii) Other					
	7a	Gross amount from sales of assets other than inventory				
	b	Less cost or other basis and sales expenses		340		
	c	Gain or (loss)		-340		
	d	Net gain or (loss) . . . . .	-340			-340
	8a	Gross income from fundraising events (not including \$ _____ of contributions reported on line 1c) See Part IV, line 18 . . . . .				
	a					
	b	Less direct expenses . . . . .				
	c	Net income or (loss) from fundraising events . . . . .				
	9a	Gross income from gaming activities See Part IV, line 19 . . . . .				
	a					
	b	Less direct expenses . . . . .				
	c	Net income or (loss) from gaming activities . . . . .				
	10a	Gross sales of inventory, less returns and allowances . . . . .				
	a					
	b	Less cost of goods sold . . . . .				
	c	Net income or (loss) from sales of inventory . . . . .				
	Business Code					
	11a	Cafeteria	900099420,469			420,469
	b	Catering	722320132,928		36,649	96,279
	c	Durable Medical Equip	62161072,852		72,852	
	d	All other revenue . . . . .	601,818	592,052	9,766	
	e	Total. Add lines 11a-11d . . . . .	1,228,067			
	12	Total revenue. See Instructions . . . . .	85,813,484	83,100,139	241,769	2,364,383

Part IX

Statement of Functional Expenses

Section 501(c)(3) and 501(c)(4) organizations must complete all columns. All other organizations must complete column (A).

Check if Schedule O contains a response or note to any line in this Part IX ☒

Do not include amounts reported on lines 6b, 7b, 8b, 9b, and 10b of Part VIII.		(A) Total expenses	(B) Program service expenses	(C) Management and general expenses	(D) Fundraising expenses
1	Grants and other assistance to governments and organizations in the United States. See Part IV, line 21.				
2	Grants and other assistance to individuals in the United States. See Part IV, line 22.				
3	Grants and other assistance to governments, organizations, and individuals outside the United States. See Part IV, lines 15 and 16.				
4	Benefits paid to or for members.				
5	Compensation of current officers, directors, trustees, and key employees.	340,690		340,690	
6	Compensation not included above, to disqualified persons (as defined under section 4958(f)(1)) and persons described in section 4958(c)(3)(B).	243,800		243,800	
7	Other salaries and wages.	33,706,096	30,529,992	3,176,104	
8	Pension plan accruals and contributions (include section 401(k) and 403(b) employer contributions).	-796,363	-592,170	-204,193	
9	Other employee benefits.	6,453,887	5,515,251	938,636	
10	Payroll taxes.	2,386,456	1,989,649	396,807	
11	Fees for services (non-employees):				
a	Management.	1,257,000		1,257,000	
b	Legal.	27,849		27,849	
c	Accounting.				
d	Lobbying.	7,590		7,590	
e	Professional fundraising services. See Part IV, line 17.				
f	Investment management fees.				
g	Other (If line 11g amount exceeds 10% of line 25, column (A) amount, list line 11g expenses on Schedule O).	14,410,113	5,766,638	8,643,475	
12	Advertising and promotion.	374,348	2,390	371,958	
13	Office expenses.	17,589,432	17,408,197	181,235	
14	Information technology.	18,341	17,151	1,190	
15	Royalties.				
16	Occupancy.	1,310,275	1,294,779	15,496	
17	Travel.	182,984	141,550	41,434	
18	Payments of travel or entertainment expenses for any federal, state, or local public officials.				
19	Conferences, conventions, and meetings.	33,985	25,085	8,900	
20	Interest.	341,832		341,832	
21	Payments to affiliates.				
22	Depreciation, depletion, and amortization.	3,558,602	3,097,680	460,922	
23	Insurance.	379,473	116,643	262,830	
24	Other expenses. Itemize expenses not covered above (List miscellaneous expenses in line 24e. If line 24e amount exceeds 10% of line 25, column (A) amount, list line 24e expenses on Schedule O):				
a	Medicaid State Assess	565,454	565,454	0	0
b	Membership Dues	341,639	88,646	252,993	0
c	Social Events	118,080	21,562	96,518	0
d					
e	All other expenses	61,448	113,262	-51,814	
25	<b>Total functional expenses.</b> Add lines 1 through 24e.	82,913,011	66,101,759	16,811,252	0
26	<b>Joint costs.</b> Complete this line only if the organization reported in column (B) joint costs from a combined educational campaign and fundraising solicitation. Check here <input type="checkbox"/> if following SOP 98-2 (ASC 958-720).				

Part X

Balance Sheet

Check if Schedule O contains a response or note to any line in this Part X

				(A)		(B)
				Beginning of year		End of year
Assets	1	Cash—non-interest-bearing		3,361,564	1	4,093,040
	2	Savings and temporary cash investments		221,361	2	220,847
	3	Pledges and grants receivable, net			3	0
	4	Accounts receivable, net		10,521,961	4	11,106,001
	5	Loans and other receivables from current and former officers, directors, trustees, key employees, and highest compensated employees. Complete Part II of Schedule L.			5	
	6	Loans and other receivables from other disqualified persons (as defined under section 4958(f)(1)), persons described in section 4958(c)(3)(B), and contributing employers and sponsoring organizations of section 501(c)(9) voluntary employees' beneficiary organizations (see instructions). Complete Part II of Schedule L.			6	
	7	Notes and loans receivable, net			7	
	8	Inventories for sale or use		2,378,269	8	2,648,300
	9	Prepaid expenses and deferred charges		319,004	9	249,694
	10a	Land, buildings, and equipment: cost or other basis. Complete Part VI of Schedule D.	10a52,551,924			
	b	Less: accumulated depreciation	10b4,402,894	36,377,966	10c	48,149,030
	11	Investments—publicly traded securities			11	
	12	Investments—other securities. See Part IV, line 11.			12	
	13	Investments—program-related. See Part IV, line 11.			13	
	14	Intangible assets			14	
	15	Other assets. See Part IV, line 11.		55,952,404	15	53,782,640
	16	<b>Total assets.</b> Add lines 1 through 15 (must equal line 34).		109,132,529	16	120,249,552
Liabilities	17	Accounts payable and accrued expenses		8,058,196	17	14,561,124
	18	Grants payable			18	
	19	Deferred revenue			19	
	20	Tax-exempt bond liabilities			20	
	21	Escrow or custodial account liability. Complete Part IV of Schedule D.			21	
	22	Loans and other payables to current and former officers, directors, trustees, key employees, highest compensated employees, and disqualified persons. Complete Part II of Schedule L.			22	
	23	Secured mortgages and notes payable to unrelated third parties			23	
	24	Unsecured notes and loans payable to unrelated third parties			24	
	25	Other liabilities (including federal income tax, payables to related third parties, and other liabilities not included on lines 17-24). Complete Part X of Schedule D.		18,500,078	25	17,867,986
	26	<b>Total liabilities.</b> Add lines 17 through 25.		26,558,274	26	32,429,110
Net Assets or Fund Balances	<b>Organizations that follow SFAS 117 (ASC 958), check here</b> <input checked="" type="checkbox"/> <b>and complete lines 27 through 29, and lines 33 and 34.</b>					
	27	Unrestricted net assets		82,574,255	27	87,820,442
	28	Temporarily restricted net assets			28	0
	29	Permanently restricted net assets			29	0
	<b>Organizations that do not follow SFAS 117 (ASC 958), check here</b> <input type="checkbox"/> <b>and complete lines 30 through 34.</b>					
	30	Capital stock or trust principal, or current funds			30	
	31	Paid-in or capital surplus, or land, building or equipment fund			31	
	32	Retained earnings, endowment, accumulated income, or other funds			32	
	33	<b>Total net assets or fund balances</b>		82,574,255	33	87,820,442
	34	<b>Total liabilities and net assets/fund balances</b>		109,132,529	34	120,249,552

Part XI Reconciliation of Net Assets

Check if Schedule O contains a response or note to any line in this Part XI

1	Total revenue (must equal Part VIII, column (A), line 12)	1	85,813,484
2	Total expenses (must equal Part IX, column (A), line 25)	2	82,913,011
3	Revenue less expenses Subtract line 2 from line 1	3	2,900,473
4	Net assets or fund balances at beginning of year (must equal Part X, line 33, column (A))	4	82,574,255
5	Net unrealized gains (losses) on investments	5	2,838,928
6	Donated services and use of facilities	6	
7	Investment expenses	7	
8	Prior period adjustments	8	
9	Other changes in net assets or fund balances (explain in Schedule O)	9	-493,214
10	Net assets or fund balances at end of year Combine lines 3 through 9 (must equal Part X, line 33, column (B))	10	87,820,442

Part XII Financial Statements and Reporting

Check if Schedule O contains a response or note to any line in this Part XII

		Yes	No
1	Accounting method used to prepare the Form 990 <input type="checkbox"/> Cash <input checked="" type="checkbox"/> Accrual <input type="checkbox"/> Other If the organization changed its method of accounting from a prior year or checked "Other," explain in Schedule O		
2a	Were the organization's financial statements compiled or reviewed by an independent accountant? If "Yes," check a box below to indicate whether the financial statements for the year were compiled or reviewed on a separate basis, consolidated basis, or both <input type="checkbox"/> Separate basis <input type="checkbox"/> Consolidated basis <input type="checkbox"/> Both consolidated and separate basis	2a	No
2b	Were the organization's financial statements audited by an independent accountant? If "Yes," check a box below to indicate whether the financial statements for the year were audited on a separate basis, consolidated basis, or both <input type="checkbox"/> Separate basis <input checked="" type="checkbox"/> Consolidated basis <input type="checkbox"/> Both consolidated and separate basis	2b	Yes
2c	If "Yes," to line 2a or 2b, does the organization have a committee that assumes responsibility for oversight of the audit, review, or compilation of its financial statements and selection of an independent accountant? If the organization changed either its oversight process or selection process during the tax year, explain in Schedule O	2c	Yes
3a	As a result of a federal award, was the organization required to undergo an audit or audits as set forth in the Single Audit Act and OMB Circular A-133?	3a	No
3b	If "Yes," did the organization undergo the required audit or audits? If the organization did not undergo the required audit or audits, explain why in Schedule O and describe any steps taken to undergo such audits	3b	

SCHEDULE A  
(Form 990 or 990EZ)

Department of the  
Treasury  
Internal Revenue Service

Public Charity Status and Public Support

Complete if the organization is a section 501(c)(3) organization or a section 4947(a)(1) nonexempt charitable trust.

▶ Attach to Form 990 or Form 990-EZ. ▶ See separate instructions.  
▶ Information about Schedule A (Form 990 or 990-EZ) and its instructions is at [www.irs.gov/form990](http://www.irs.gov/form990).

OMB No 1545-0047

2013

Open to Public  
Inspection

Name of the organization Via Christi Hospital Pittsburg Inc	Employer identification number 48-0543778
--	--

Part I Reason for Public Charity Status (All organizations must complete this part.) See instructions.

The organization is not a private foundation because it is (For lines 1 through 11, check only one box )

1

☐

2

☐

3

☒

4

☐

5

☐

6

☐

7

☐

8

☐

9

☐

10

☐

11

☐

e

☐

f

g

h

(i)

A church, convention of churches, or association of churches described in **section 170(b)(1)(A)(i).**

(ii)

A school described in **section 170(b)(1)(A)(ii).** (Attach Schedule E )

(iii)

A hospital or a cooperative hospital service organization described in **section 170(b)(1)(A)(iii).**

(iii)

A medical research organization operated in conjunction with a hospital described in **section 170(b)(1)(A)(iii).** Enter the hospital's name, city, and state

(iv)

An organization operated for the benefit of a college or university owned or operated by a governmental unit described in **section 170(b)(1)(A)(iv).** (Complete Part II )

(v)

A federal, state, or local government or governmental unit described in **section 170(b)(1)(A)(v).**

(vi)

An organization that normally receives a substantial part of its support from a governmental unit or from the general public described in **section 170(b)(1)(A)(vi).** (Complete Part II )

(vi)

A community trust described in **section 170(b)(1)(A)(vi)** (Complete Part II )

An organization that normally receives (1) more than 33 1/3% of its support from contributions, membership fees, and gross receipts from activities related to its exempt functions—subject to certain exceptions, and (2) no more than 33 1/3% of its support from gross investment income and unrelated business taxable income (less section 511 tax) from businesses acquired by the organization after June 30, 1975 See **section 509(a)(2).** (Complete Part III )

(4)

An organization organized and operated exclusively to test for public safety See **section 509(a)(4).**

An organization organized and operated exclusively for the benefit of, to perform the functions of, or to carry out the purposes of one or more publicly supported organizations described in section 509(a)(1) or section 509(a)(2) See **section 509(a)(3).** Check the box that describes the type of supporting organization and complete lines 11e through 11h  

a

☐

Type I 

b

☐

Type II 

c

☐

Type III - Functionally integrated 

d

☐

Type III - Non-functionally integrated

By checking this box, I certify that the organization is not controlled directly or indirectly by one or more disqualified persons other than foundation managers and other than one or more publicly supported organizations described in section 509(a)(1) or section 509(a)(2)

If the organization received a written determination from the IRS that it is a Type I, Type II, or Type III supporting organization, check this box

Since August 17, 2006, has the organization accepted any gift or contribution from any of the following persons?  

(i)

A person who directly or indirectly controls, either alone or together with persons described in (ii) and (iii) below, the governing body of the supported organization?

(ii)

A family member of a person described in (i) above?

(iii)

A 35% controlled entity of a person described in (i) or (ii) above?

Provide the following information about the supported organization(s)

	Yes	No
11g(i)		
11g(ii)		
11g(iii)		

(i) Name of supported organization	(ii) EIN	(iii) Type of organization (described on lines 1- 9 above or IRC section (see instructions))	(iv) Is the organization in col (i) listed in your governing document?		(v) Did you notify the organization in col (i) of your support?		(vi) Is the organization in col (i) organized in the U S ?		(vii) Amount of monetary support
			Yes	No	Yes	No	Yes	No	
Total									

Part II

Support Schedule for Organizations Described in Sections 170(b)(1)(A)(iv) and 170(b)(1)(A)(vi)  
(Complete only if you checked the box on line 5, 7, or 8 of Part I or if the organization failed to qualify under Part III. If the organization fails to qualify under the tests listed below, please complete Part III.)

Section A. Public Support						
Calendar year (or fiscal year beginning in) ▶	(a) 2009	(b) 2010	(c) 2011	(d) 2012	(e) 2013	(f) Total
1 Gifts, grants, contributions, and membership fees received (Do not include any "unusual grants.")						
2 Tax revenues levied for the organization's benefit and either paid to or expended on its behalf						
3 The value of services or facilities furnished by a governmental unit to the organization without charge						
4 Total. Add lines 1 through 3						
5 The portion of total contributions by each person (other than a governmental unit or publicly supported organization) included on line 1 that exceeds 2% of the amount shown on line 11, column (f)						
6 Public support. Subtract line 5 from line 4						

Section B. Total Support						
Calendar year (or fiscal year beginning in) ▶	(a) 2009	(b) 2010	(c) 2011	(d) 2012	(e) 2013	(f) Total
7 Amounts from line 4						
8 Gross income from interest, dividends, payments received on securities loans, rents, royalties and income from similar sources						
9 Net income from unrelated business activities, whether or not the business is regularly carried on						
10 Other income Do not include gain or loss from the sale of capital assets (Explain in Part IV )						
11 Total support (Add lines 7 through 10)						
12 Gross receipts from related activities, etc (see instructions)					12	
13 First five years. If the Form 990 is for the organization's first, second, third, fourth, or fifth tax year as a 501(c)(3) organization, check this box and stop here . . . . . ▶						

Section C. Computation of Public Support Percentage						
14 Public support percentage for 2013 (line 6, column (f) divided by line 11, column (f))		14				
15 Public support percentage for 2012 Schedule A, Part II, line 14		15				
16a 33 1/3% support test—2013. If the organization did not check the box on line 13, and line 14 is 33 1/3% or more, check this box and stop here. The organization qualifies as a publicly supported organization						▶
b 33 1/3% support test—2012. If the organization did not check a box on line 13 or 16a, and line 15 is 33 1/3% or more, check this box and stop here. The organization qualifies as a publicly supported organization						▶
17a 10%-facts-and-circumstances test—2013. If the organization did not check a box on line 13, 16a, or 16b, and line 14 is 10% or more, and if the organization meets the "facts-and-circumstances" test, check this box and stop here. Explain in Part IV how the organization meets the "facts-and-circumstances" test The organization qualifies as a publicly supported organization						▶
b 10%-facts-and-circumstances test—2012. If the organization did not check a box on line 13, 16a, 16b, or 17a, and line 15 is 10% or more, and if the organization meets the "facts-and-circumstances" test, check this box and stop here. Explain in Part IV how the organization meets the "facts-and-circumstances" test The organization qualifies as a publicly supported organization						▶
18 Private foundation. If the organization did not check a box on line 13, 16a, 16b, 17a, or 17b, check this box and see instructions						▶

Part IIISupport Schedule for Organizations Described in Section 509(a)(2)  
(Complete only if you checked the box on line 9 of Part I or if the organization failed to qualify under Part II. If the organization fails to qualify under the tests listed below, please complete Part II.)

Section A. Public Support						
Calendar year (or fiscal year beginning in) ▶	(a) 2009	(b) 2010	(c) 2011	(d) 2012	(e) 2013	(f) Total
1 Gifts, grants, contributions, and membership fees received (Do not include any "unusual grants.")						
2 Gross receipts from admissions, merchandise sold or services performed, or facilities furnished in any activity that is related to the organization's tax-exempt purpose						
3 Gross receipts from activities that are not an unrelated trade or business under section 513						
4 Tax revenues levied for the organization's benefit and either paid to or expended on its behalf						
5 The value of services or facilities furnished by a governmental unit to the organization without charge						
6 Total. Add lines 1 through 5						
7a Amounts included on lines 1, 2, and 3 received from disqualified persons						
b Amounts included on lines 2 and 3 received from other than disqualified persons that exceed the greater of \$5,000 or 1% of the amount on line 13 for the year						
c Add lines 7a and 7b						
8 Public support (Subtract line 7c from line 6 )						

Section B. Total Support						
Calendar year (or fiscal year beginning in) ▶	(a) 2009	(b) 2010	(c) 2011	(d) 2012	(e) 2013	(f) Total
9 Amounts from line 6						
10a Gross income from interest, dividends, payments received on securities loans, rents, royalties and income from similar sources						
b Unrelated business taxable income (less section 511 taxes) from businesses acquired after June 30, 1975						
c Add lines 10a and 10b						
11 Net income from unrelated business activities not included in line 10b, whether or not the business is regularly carried on						
12 Other income. Do not include gain or loss from the sale of capital assets (Explain in Part IV.)						
13 Total support. (Add lines 9, 10c, 11, and 12.)						
14 First five years. If the Form 990 is for the organization's first, second, third, fourth, or fifth tax year as a 501(c)(3) organization, check this box and stop here ▶						

Section C. Computation of Public Support Percentage		
15 Public support percentage for 2013 (line 8, column (f) divided by line 13, column (f))	15	
16 Public support percentage from 2012 Schedule A, Part III, line 15	16	

Section D. Computation of Investment Income Percentage		
17 Investment income percentage for 2013 (line 10c, column (f) divided by line 13, column (f))	17	
18 Investment income percentage from 2012 Schedule A, Part III, line 17	18	
19a 33 1/3% support tests—2013. If the organization did not check the box on line 14, and line 15 is more than 33 1/3%, and line 17 is not more than 33 1/3%, check this box and stop here. The organization qualifies as a publicly supported organization ▶		
b 33 1/3% support tests—2012. If the organization did not check a box on line 14 or line 19a, and line 16 is more than 33 1/3% and line 18 is not more than 33 1/3%, check this box and stop here. The organization qualifies as a publicly supported organization ▶		
20 Private foundation. If the organization did not check a box on line 14, 19a, or 19b, check this box and see instructions ▶		



**Part IV** **Supplemental Information.** Provide the explanations required by Part II, line 10; Part II, line 17a or 17b; and Part III, line 12. Also complete this part for any additional information. (See instructions).

Facts And Circumstances Test		
Return Reference	Explanation	

SCHEDULE C

(Form 990 or 990-EZ)

Department of the Treasury  
Internal Revenue Service

Political Campaign and Lobbying Activities

For Organizations Exempt From Income Tax Under section 501(c) and section 527  
▶ **Complete if the organization is described below.** ▶ **Attach to Form 990 or Form 990-EZ.**  
▶ **See separate instructions.** ▶ **Information about Schedule C (Form 990 or 990-EZ) and its instructions is at *www.irs.gov/form990*.**

OMB No 1545-0047

2013

Open to Public Inspection

If the organization answered "Yes" to Form 990, Part IV, Line 3, or Form 990-EZ, Part V, line 46 (Political Campaign Activities), then

- Section 501(c)(3) organizations Complete Parts I-A and B Do not complete Part I-C
- Section 501(c) (other than section 501(c)(3)) organizations Complete Parts I-A and C below Do not complete Part I-B
- Section 527 organizations Complete Part I-A only

If the organization answered "Yes" to Form 990, Part IV, Line 4, or Form 990-EZ, Part VI, line 47 (Lobbying Activities), then

- Section 501(c)(3) organizations that have filed Form 5768 (election under section 501(h)) Complete Part II-A Do not complete Part II-B
- Section 501(c)(3) organizations that have NOT filed Form 5768 (election under section 501(h)) Complete Part II-B Do not complete Part II-A

If the organization answered "Yes" to Form 990, Part IV, Line 5 (Proxy Tax) or Form 990-EZ, Part V, line 35c (Proxy Tax), then

- Section 501(c)(4), (5), or (6) organizations Complete Part III

Name of the organization Via Christi Hospital Pittsburg Inc	Employer identification number 48-0543778
--	--

Part I-A Complete if the organization is exempt under section 501(c) or is a section 527 organization.

1	Provide a description of the organization’s direct and indirect political campaign activities in Part IV	
2	Political expenditures	▶ \$
3	Volunteer hours	

Part I-B Complete if the organization is exempt under section 501(c)(3).

1	Enter the amount of any excise tax incurred by the organization under section 4955	▶ \$
2	Enter the amount of any excise tax incurred by organization managers under section 4955	▶ \$
3	If the organization incurred a section 4955 tax, did it file Form 4720 for this year?	<input type="checkbox"/> Yes <input type="checkbox"/> No
4a	Was a correction made?	<input type="checkbox"/> Yes <input type="checkbox"/> No
b	If "Yes," describe in Part IV	

Part I-C Complete if the organization is exempt under section 501(c), except section 501(c)(3).

1	Enter the amount directly expended by the filing organization for section 527 exempt function activities	▶ \$
2	Enter the amount of the filing organization's funds contributed to other organizations for section 527 exempt function activities	▶ \$
3	Total exempt function expenditures Add lines 1 and 2 Enter here and on Form 1120-POL, line 17b	▶ \$
4	Did the filing organization file <b>Form 1120-POL</b> for this year?	<input type="checkbox"/> Yes <input type="checkbox"/> No
5	Enter the names, addresses and employer identification number (EIN) of all section 527 political organizations to which the filing organization made payments For each organization listed, enter the amount paid from the filing organization’s funds Also enter the amount of political contributions received that were promptly and directly delivered to a separate political organization, such as a separate segregated fund or a political action committee (PAC) If additional space is needed, provide information in Part IV	

(a) Name	(b) Address	(c) EIN	(d) Amount paid from filing organization's funds If none, enter -0-	(e) Amount of political contributions received and promptly and directly delivered to a separate political organization If none, enter -0-

Part II-A

Complete if the organization is exempt under section 501(c)(3) and filed Form 5768 (election under section 501(h)).

- A Check ☐ if the filing organization belongs to an affiliated group (and list in Part IV each affiliated group member's name, address, EIN, expenses, and share of excess lobbying expenditures)
- B Check ☐ if the filing organization checked box A and "limited control" provisions apply

Limits on Lobbying Expenditures (The term "expenditures" means amounts paid or incurred.)		(a) Filing organization's totals	(b) Affiliated group totals												
1a Total lobbying expenditures to influence public opinion (grass roots lobbying)															
b Total lobbying expenditures to influence a legislative body (direct lobbying)															
c Total lobbying expenditures (add lines 1a and 1b)															
d Other exempt purpose expenditures															
e Total exempt purpose expenditures (add lines 1c and 1d)															
f Lobbying nontaxable amount Enter the amount from the following table in both columns															
<table><tr><td>If the amount on line 1e, column (a) or (b) is:</td><td>The lobbying nontaxable amount is:</td></tr><tr><td>Not over \$500,000</td><td>20% of the amount on line 1e</td></tr><tr><td>Over \$500,000 but not over \$1,000,000</td><td>\$100,000 plus 15% of the excess over \$500,000</td></tr><tr><td>Over \$1,000,000 but not over \$1,500,000</td><td>\$175,000 plus 10% of the excess over \$1,000,000</td></tr><tr><td>Over \$1,500,000 but not over \$17,000,000</td><td>\$225,000 plus 5% of the excess over \$1,500,000</td></tr><tr><td>Over \$17,000,000</td><td>\$1,000,000</td></tr></table>		If the amount on line 1e, column (a) or (b) is:	The lobbying nontaxable amount is:	Not over \$500,000	20% of the amount on line 1e	Over \$500,000 but not over \$1,000,000	\$100,000 plus 15% of the excess over \$500,000	Over \$1,000,000 but not over \$1,500,000	\$175,000 plus 10% of the excess over \$1,000,000	Over \$1,500,000 but not over \$17,000,000	\$225,000 plus 5% of the excess over \$1,500,000	Over \$17,000,000	\$1,000,000		
If the amount on line 1e, column (a) or (b) is:	The lobbying nontaxable amount is:														
Not over \$500,000	20% of the amount on line 1e														
Over \$500,000 but not over \$1,000,000	\$100,000 plus 15% of the excess over \$500,000														
Over \$1,000,000 but not over \$1,500,000	\$175,000 plus 10% of the excess over \$1,000,000														
Over \$1,500,000 but not over \$17,000,000	\$225,000 plus 5% of the excess over \$1,500,000														
Over \$17,000,000	\$1,000,000														
g Grassroots nontaxable amount (enter 25% of line 1f)															
h Subtract line 1g from line 1a If zero or less, enter -0-															
i Subtract line 1f from line 1c If zero or less, enter -0-															
j If there is an amount other than zero on either line 1h or line 1i, did the organization file Form 4720 reporting section 4911 tax for this year?		<input type="checkbox"/> Yes <input type="checkbox"/> No													

4-Year Averaging Period Under Section 501(h)  
(Some organizations that made a section 501(h) election do not have to complete all of the five columns below. See the instructions for lines 2a through 2f on page 4.)

Lobbying Expenditures During 4-Year Averaging Period					
Calendar year (or fiscal year beginning in)	(a) 2010	(b) 2011	(c) 2012	(d) 2013	(e) Total
2a Lobbying nontaxable amount					
b Lobbying ceiling amount (150% of line 2a, column(e))					
c Total lobbying expenditures					
d Grassroots nontaxable amount					
e Grassroots ceiling amount (150% of line 2d, column (e))					
f Grassroots lobbying expenditures					

Part II-B

Complete if the organization is exempt under section 501(c)(3) and has NOT filed Form 5768 (election under section 501(h)).

For each "Yes" response to lines 1a through 1i below, provide in Part IV a detailed description of the lobbying activity.		(a)		(b)
		Yes	No	Amount
<b>1</b>	During the year, did the filing organization attempt to influence foreign, national, state or local legislation, including any attempt to influence public opinion on a legislative matter or referendum, through the use of			
	<b>a</b> Volunteers?		No	
	<b>b</b> Paid staff or management (include compensation in expenses reported on lines 1c through 1i)?		No	
	<b>c</b> Media advertisements?		No	
	<b>d</b> Mailings to members, legislators, or the public?		No	
	<b>e</b> Publications, or published or broadcast statements?		No	
	<b>f</b> Grants to other organizations for lobbying purposes?		No	
	<b>g</b> Direct contact with legislators, their staffs, government officials, or a legislative body?		No	
	<b>h</b> Rallies, demonstrations, seminars, conventions, speeches, lectures, or any similar means?		No	
	<b>i</b> Other activities?	Yes		
	<b>j</b> Total. Add lines 1c through 1i.			9,147
<b>2a</b> Did the activities in line 1 cause the organization to be not described in section 501(c)(3)?		No	9,147	
<b>b</b> If "Yes," enter the amount of any tax incurred under section 4912.				
<b>c</b> If "Yes," enter the amount of any tax incurred by organization managers under section 4912.				
<b>d</b> If the filing organization incurred a section 4912 tax, did it file Form 4720 for this year?				

Part III-A

Complete if the organization is exempt under section 501(c)(4), section 501(c)(5), or section 501(c)(6).

		Yes	No
1	Were substantially all (90% or more) dues received nondeductible by members?	1	
2	Did the organization make only in-house lobbying expenditures of \$2,000 or less?	2	
3	Did the organization agree to carry over lobbying and political expenditures from the prior year?	3	

Part III-B

Complete if the organization is exempt under section 501(c)(4), section 501(c)(5), or section 501(c)(6) and if either (a) BOTH Part III-A, lines 1 and 2, are answered "No" OR (b) Part III-A, line 3, is answered "Yes."

1	Dues, assessments and similar amounts from members.	1	
2	Section 162(e) nondeductible lobbying and political expenditures (do not include amounts of political expenses for which the section 527(f) tax was paid).		
a	Current year.	2a	
b	Carryover from last year.	2b	
c	Total.	2c	
3	Aggregate amount reported in section 6033(e)(1)(A) notices of nondeductible section 162(e) dues.	3	
4	If notices were sent and the amount on line 2c exceeds the amount on line 3, what portion of the excess does the organization agree to carryover to the reasonable estimate of nondeductible lobbying and political expenditure next year?	4	
5	Taxable amount of lobbying and political expenditures (see instructions).	5	

Part IV

Supplemental Information

Provide the descriptions required for Part I-A, line 1, Part I-B, line 4, Part I-C, line 5, Part II-A (affiliated group list), Part II-A, line 2, and Part II-B, line 1. Also, complete this part for any additional information.

Return Reference	Explanation
Part II-B, Line 1	Lobbying expenses represent the portion of dues paid to national and state hospital associations that is specifically allocable to lobbying. Via Christi Hospital Pittsburg, Inc. does not participate in or intervene in (including the publishing or distributing of statements) any political campaign on behalf of (or in opposition to) any candidate for public office.

## Part IV

[illegible]

SCHEDULE D  
(Form 990)

Supplemental Financial Statements

OMB No 1545-0047

2013

Open to Public Inspection

Department of the Treasury  
Internal Revenue Service

▶ Complete if the organization answered "Yes," to Form 990, Part IV, line 6, 7, 8, 9, 10, 11a, 11b, 11c, 11d, 11e, 11f, 12a, or 12b  
▶ Attach to Form 990. ▶ See separate instructions. ▶ Information about Schedule D (Form 990) and its instructions is at [www.irs.gov/form990](http://www.irs.gov/form990).

Name of the organization  
Via Christi Hospital Pittsburg Inc

Employer identification number  
  
48-0543778

Part I

Organizations Maintaining Donor Advised Funds or Other Similar Funds or Accounts. Complete if the organization answered "Yes" to Form 990, Part IV, line 6.

	(a) Donor advised funds	(b) Funds and other accounts
1	Total number at end of year	
2	Aggregate contributions to (during year)	
3	Aggregate grants from (during year)	
4	Aggregate value at end of year	
5	Did the organization inform all donors and donor advisors in writing that the assets held in donor advised funds are the organization's property, subject to the organization's exclusive legal control? <div><input type="checkbox"/> Yes<input type="checkbox"/> No</div>	
6	Did the organization inform all grantees, donors, and donor advisors in writing that grant funds can be used only for charitable purposes and not for the benefit of the donor or donor advisor, or for any other purpose conferring impermissible private benefit? <div><input type="checkbox"/> Yes<input type="checkbox"/> No</div>	

Part II

Conservation Easements. Complete if the organization answered "Yes" to Form 990, Part IV, line 7.

1

Purpose(s) of conservation easements held by the organization (check all that apply)

☐ Preservation of land for public use (e g , recreation or education)☐ Preservation of an historically important land area  
☐ Protection of natural habitat☐ Preservation of a certified historic structure  
☐ Preservation of open space

2

Complete lines 2a through 2d if the organization held a qualified conservation contribution in the form of a conservation easement on the last day of the tax year

	Held at the End of the Year
a	Total number of conservation easements
b	Total acreage restricted by conservation easements
c	Number of conservation easements on a certified historic structure included in (a)
d	Number of conservation easements included in (c) acquired after 8/17/06, and not on a historic structure listed in the National Register

3

Number of conservation easements modified, transferred, released, extinguished, or terminated by the organization during the tax year ▶\_\_\_\_\_

4

Number of states where property subject to conservation easement is located ▶\_\_\_\_\_

5

Does the organization have a written policy regarding the periodic monitoring, inspection, handling of violations, and enforcement of the conservation easements it holds?

☐ Yes☐ No

6

Staff and volunteer hours devoted to monitoring, inspecting, and enforcing conservation easements during the year ▶\_\_\_\_\_

7

Amount of expenses incurred in monitoring, inspecting, and enforcing conservation easements during the year ▶ \$ \_\_\_\_\_

8

Does each conservation easement reported on line 2(d) above satisfy the requirements of section 170(h)(4)(B)(i) and section 170(h)(4)(B)(ii)?

☐ Yes☐ No

9

In Part XIII, describe how the organization reports conservation easements in its revenue and expense statement, and balance sheet, and include, if applicable, the text of the footnote to the organization's financial statements that describes the organization's accounting for conservation easements

Part III

Organizations Maintaining Collections of Art, Historical Treasures, or Other Similar Assets. Complete if the organization answered "Yes" to Form 990, Part IV, line 8.

1a

If the organization elected, as permitted under SFAS 116 (ASC 958), not to report in its revenue statement and balance sheet works of art, historical treasures, or other similar assets held for public exhibition, education, or research in furtherance of public service, provide, in Part XIII, the text of the footnote to its financial statements that describes these items

b

If the organization elected, as permitted under SFAS 116 (ASC 958), to report in its revenue statement and balance sheet works of art, historical treasures, or other similar assets held for public exhibition, education, or research in furtherance of public service, provide the following amounts relating to these items

(i) Revenues included in Form 990, Part VIII, line 1

▶ \$ \_\_\_\_\_

(ii) Assets included in Form 990, Part X

▶ \$ \_\_\_\_\_

2

If the organization received or held works of art, historical treasures, or other similar assets for financial gain, provide the following amounts required to be reported under SFAS 116 (ASC 958) relating to these items

a

Revenues included in Form 990, Part VIII, line 1

▶ \$ \_\_\_\_\_

b

Assets included in Form 990, Part X

▶ \$ \_\_\_\_\_

For Paperwork Reduction Act Notice, see the Instructions for Form 990.

Cat No 52283D

Schedule D (Form 990) 2013

**Part III Organizations Maintaining Collections of Art, Historical Treasures, or Other Similar Assets** *(continued)*

- 3 Using the organization’s acquisition, accession, and other records, check any of the following that are a significant use of its collection items (check all that apply)
- a ☐ Public exhibition

b ☐ Scholarly research

c ☐ Preservation for future generations

d ☐ Loan or exchange programs

e ☐ Other
- 4 Provide a description of the organization’s collections and explain how they further the organization’s exempt purpose in Part XIII
- 5 During the year, did the organization solicit or receive donations of art, historical treasures or other similar assets to be sold to raise funds rather than to be maintained as part of the organization’s collection? 

☐ Yes ☐ No

**Part IV Escrow and Custodial Arrangements.** Complete if the organization answered "Yes" to Form 990, Part IV, line 9, or reported an amount on Form 990, Part X, line 21.

- 1a Is the organization an agent, trustee, custodian or other intermediary for contributions or other assets not included on Form 990, Part X? 

☐ Yes ☐ No
- b If "Yes," explain the arrangement in Part XIII and complete the following table
- c Beginning balance

d Additions during the year

e Distributions during the year

f Ending balance

	Amount
1c	
1d	
1e	
1f	
- 2a Did the organization include an amount on Form 990, Part X, line 21? 

☐ Yes ☐ No
- b If "Yes," explain the arrangement in Part XIII Check here if the explanation has been provided in Part XIII 

☐

**Part V Endowment Funds.** Complete if the organization answered "Yes" to Form 990, Part IV, line 10.

- |  | (a)Current year | (b)Prior year | b (c)Two years back | (d)Three years back | (e)Four years back |
|--|-----------------|---------------|---------------------|---------------------|--------------------|
| 1a Beginning of year balance . . . . .                     |                 |               |                     |                     |                    |
| b Contributions . . . . .                                  |                 |               |                     |                     |                    |
| c Net investment earnings, gains, and losses               |                 |               |                     |                     |                    |
| d Grants or scholarships . . . . .                         |                 |               |                     |                     |                    |
| e Other expenditures for facilities and programs . . . . . |                 |               |                     |                     |                    |
| f Administrative expenses . . . . .                        |                 |               |                     |                     |                    |
| g End of year balance . . . . .                            |                 |               |                     |                     |                    |
- 2 Provide the estimated percentage of the current year end balance (line 1g, column (a)) held as
- a Board designated or quasi-endowment ▶

b Permanent endowment ▶

c Temporarily restricted endowment ▶
- The percentages in lines 2a, 2b, and 2c should equal 100%
- 3a Are there endowment funds not in the possession of the organization that are held and administered for the organization by
- (i) unrelated organizations . . . . .

(ii) related organizations . . . . .

	Yes	No
3a(i)		
3a(ii)		
3b		
- b If "Yes" to 3a(ii), are the related organizations listed as required on Schedule R? . . . . .
- 4 Describe in Part XIII the intended uses of the organization's endowment funds

**Part VI Land, Buildings, and Equipment.** Complete if the organization answered 'Yes' to Form 990, Part IV, line 11a. See Form 990, Part X, line 10.

Description of property	(a) Cost or other basis (investment)	(b)Cost or other basis (other)	(c) Accumulated depreciation	(d) Book value
1a Land . . . . .		2,100,000		2,100,000
b Buildings . . . . .		16,598,323	1,033,228	15,565,095
c Leasehold improvements . . . . .				
d Equipment . . . . .		14,431,811	3,318,277	11,113,534
e Other . . . . .		19,421,790	51,389	19,370,401
Total. Add lines 1a through 1e (Column (d) must equal Form 990, Part X, column (B), line 10(c).) . . . . . ▶				48,149,030





**Part XI Reconciliation of Revenue per Audited Financial Statements With Revenue per Return** Complete if the organization answered 'Yes' to Form 990, Part IV, line 12a.

<b>1</b>	Total revenue, gains, and other support per audited financial statements . . . . .		<b>1</b>	
<b>2</b>	Amounts included on line 1 but not on Form 990, Part VIII, line 12			
<b>a</b>	Net unrealized gains on investments . . . . .	<b>2a</b>		
<b>b</b>	Donated services and use of facilities . . . . .	<b>2b</b>		
<b>c</b>	Recoveries of prior year grants . . . . .	<b>2c</b>		
<b>d</b>	Other (Describe in Part XIII ) . . . . .	<b>2d</b>		
<b>e</b>	Add lines <b>2a</b> through <b>2d</b> . . . . .		<b>2e</b>	
<b>3</b>	Subtract line <b>2e</b> from line <b>1</b> . . . . .		<b>3</b>	
<b>4</b>	Amounts included on Form 990, Part VIII, line 12, but not on line <b>1</b>			
<b>a</b>	Investment expenses not included on Form 990, Part VIII, line 7b . . . . .	<b>4a</b>		
<b>b</b>	Other (Describe in Part XIII ) . . . . .	<b>4b</b>		
<b>c</b>	Add lines <b>4a</b> and <b>4b</b> . . . . .		<b>4c</b>	
<b>5</b>	Total revenue Add lines <b>3</b> and <b>4c</b> . (This must equal Form 990, Part I, line 12 ) . . . . .		<b>5</b>	

**Part XII Reconciliation of Expenses per Audited Financial Statements With Expenses per Return.** Complete if the organization answered 'Yes' to Form 990, Part IV, line 12a.

<b>1</b>	Total expenses and losses per audited financial statements . . . . .		<b>1</b>	
<b>2</b>	Amounts included on line 1 but not on Form 990, Part IX, line 25			
<b>a</b>	Donated services and use of facilities . . . . .	<b>2a</b>		
<b>b</b>	Prior year adjustments . . . . .	<b>2b</b>		
<b>c</b>	Other losses . . . . .	<b>2c</b>		
<b>d</b>	Other (Describe in Part XIII ) . . . . .	<b>2d</b>		
<b>e</b>	Add lines <b>2a</b> through <b>2d</b> . . . . .		<b>2e</b>	
<b>3</b>	Subtract line <b>2e</b> from line <b>1</b> . . . . .		<b>3</b>	
<b>4</b>	Amounts included on Form 990, Part IX, line 25, but not on line <b>1</b> :			
<b>a</b>	Investment expenses not included on Form 990, Part VIII, line 7b . . . . .	<b>4a</b>		
<b>b</b>	Other (Describe in Part XIII ) . . . . .	<b>4b</b>		
<b>c</b>	Add lines <b>4a</b> and <b>4b</b> . . . . .		<b>4c</b>	
<b>5</b>	Total expenses Add lines <b>3</b> and <b>4c</b> . (This must equal Form 990, Part I, line 18 ) . . . . .		<b>5</b>	

**Part XIII Supplemental Information**

Provide the descriptions required for Part II, lines 3, 5, and 9, Part III, lines 1a and 4, Part IV, lines 1b and 2b, Part V, line 4, Part X, line 2, Part XI, lines 2d and 4b, and Part XII, lines 2d and 4b. Also complete this part to provide any additional information.

Return Reference	Explanation
Part X, Line 2	From the consolidated audited financial statements of Ascension Health Alliance and its member organizations ("The System") which include the activity of Via Christi Hospital Pittsburg, Inc. The System accounts for uncertainty in income tax provisions by applying a recognition threshold and measurement attribute for financial statement recognition and measurement of a tax position taken or expected to be taken in a tax return. The System has determined that no material unrecognized tax benefits or liabilities exist as of June 30, 2014.

[illegible]

SCHEDULE H  
(Form 990)

Department of the Treasury  
Internal Revenue Service

Hospitals

► Complete if the organization answered "Yes" to Form 990, Part IV, question 20.  
► Attach to Form 990. ► See separate instructions.  
► Information about Schedule H (Form 990) and its instructions is at *www.irs.gov/form990*.

OMB No 1545-0047

2013

Open to Public Inspection

Name of the organization  
Via Christi Hospital Pittsburg Inc

Employer identification number  
48-0543778

Part I Financial Assistance and Certain Other Community Benefits at Cost

		Yes	No
1a	Did the organization have a financial assistance policy during the tax year? If "No," skip to question 6a . . . .	1a Yes	
b	If "Yes," was it a written policy? . . . . .	1b Yes	
2	If the organization had multiple hospital facilities, indicate which of the following best describes application of the financial assistance policy to its various hospital facilities during the tax year  <input checked="" type="checkbox"/> Applied uniformly to all hospital facilities <input type="checkbox"/> Applied uniformly to most hospital facilities <input type="checkbox"/> Generally tailored to individual hospital facilities		
3	Answer the following based on the financial assistance eligibility criteria that applied to the largest number of the organization's patients during the tax year  a Did the organization use Federal Poverty Guidelines (FPG) as a factor in determining eligibility for providing <i>free</i> care? If "Yes," indicate which of the following was the FPG family income limit for eligibility for <i>free</i> care  <input type="checkbox"/> 100% <input type="checkbox"/> 150% <input checked="" type="checkbox"/> 200% <input type="checkbox"/> Other _____ %	3a Yes	
b	Did the organization use FPG as a factor in determining eligibility for providing <i>discounted</i> care? If "Yes," indicate which of the following was the family income limit for eligibility for discounted care . . . . .  <input type="checkbox"/> 200% <input type="checkbox"/> 250% <input type="checkbox"/> 300% <input type="checkbox"/> 350% <input checked="" type="checkbox"/> 400% <input type="checkbox"/> Other _____ %	3b Yes	
c	If the organization used factors other than FPG in determining eligibility, describe in Part VI the income based criteria for determining eligibility for free or discounted care. Include in the description whether the organization used an asset test or other threshold, regardless of income, as a factor in determining eligibility for free or discounted care		
4	Did the organization's financial assistance policy that applied to the largest number of its patients during the tax year provide for free or discounted care to the "medically indigent"? . . . . .	4 Yes	
5a	Did the organization budget amounts for free or discounted care provided under its financial assistance policy during the tax year? . . . . .	5a Yes	
b	If "Yes," did the organization's financial assistance expenses exceed the budgeted amount? . . . . .	5b Yes	
c	If "Yes" to line 5b, as a result of budget considerations, was the organization unable to provide free or discounted care to a patient who was eligible for free or discounted care? . . . . .	5c	No
6a	Did the organization prepare a community benefit report during the tax year? . . . . .	6a Yes	
b	If "Yes," did the organization make it available to the public? . . . . .	6b Yes	
Complete the following table using the worksheets provided in the Schedule H instructions. Do not submit these worksheets with the Schedule H.			

7 Financial Assistance and Certain Other Community Benefits at Cost

Financial Assistance and Means-Tested Government Programs	(a) Number of activities or programs (optional)	(b) Persons served (optional)	(c) Total community benefit expense	(d) Direct offsetting revenue	(e) Net community benefit expense	(f) Percent of total expense
a Financial Assistance at cost (from Worksheet 1) . . . .			4,119,825	0	4,119,825	4 970 %
b Medicaid (from Worksheet 3, column a) . . . . .			11,565,026	8,839,560	2,725,466	3 290 %
c Costs of other means-tested government programs (from Worksheet 3, column b) . . . . .						
d <b>Total</b> Financial Assistance and Means-Tested Government Programs . . . . .			15,684,851	8,839,560	6,845,291	8 260 %
<b>Other Benefits</b>						
e Community health improvement services and community benefit operations (from Worksheet 4) . . . .			310,323	22,518	287,805	0 350 %
f Health professions education (from Worksheet 5) . . . .			190,212	0	190,212	0 230 %
g Subsidized health services (from Worksheet 6) . . . .						
h Research (from Worksheet 7) . . . . .			74,804	0	74,804	0 090 %
i Cash and in-kind contributions for community benefit (from Worksheet 8) . . . . .			69,187	0	69,187	0 080 %
j <b>Total</b> Other Benefits . . . . .			644,526	22,518	622,008	0 750 %
k <b>Total.</b> Add lines 7d and 7j . . . . .			16,329,377	8,862,078	7,467,299	9 010 %

Part IICommunity Building Activities

Complete this table if the organization conducted any community building activities during the tax year, and describe in Part VI how its community building activities promoted the health of the communities it serves.

	(a) Number of activities or programs (optional)	(b) Persons served (optional)	(c) Total community building expense	(d) Direct offsetting revenue	(e) Net community building expense	(f) Percent of total expense
1Physical improvements and housing						
2Economic development			1,572		1,572	0 %
3Community support			5,597		5,597	0 010 %
4Environmental improvements			86		86	0 %
5Leadership development and training for community members			1,849		1,849	0 %
6Coalition building			52		52	0 %
7Community health improvement advocacy						
8Workforce development			1,157		1,157	0 %
9Other						
10Total			10,313		10,313	0 010 %

Part IIIBad Debt, Medicare, & Collection Practices

Section A. Bad Debt Expense

1Did the organization report bad debt expense in accordance with Heathcare Financial Management Association Statement No. 15?

1

No

2Enter the amount of the organization's bad debt expense. Explain in Part VI the methodology used by the organization to estimate this amount.

2

10,157,562

3Enter the estimated amount of the organization's bad debt expense attributable to patients eligible under the organization's financial assistance policy. Explain in Part VI the methodology used by the organization to estimate this amount and the rationale, if any, for including this portion of bad debt as community benefit.

3

831,366

4Provide in Part VI the text of the footnote to the organization's financial statements that describes bad debt expense or the page number on which this footnote is contained in the attached financial statements.

Section B. Medicare

5Enter total revenue received from Medicare (including DSH and IME).

5

27,702,085

6Enter Medicare allowable costs of care relating to payments on line 5.

6

26,361,334

7Subtract line 6 from line 5. This is the surplus (or shortfall).

7

1,340,751

8Describe in Part VI the extent to which any shortfall reported in line 7 should be treated as community benefit. Also describe in Part VI the costing methodology or source used to determine the amount reported on line 6. Check the box that describes the method used.

☐ Cost accounting system

☒ Cost to charge ratio

☐ Other

Section C. Collection Practices

9aDid the organization have a written debt collection policy during the tax year?

9a

Yes

bIf "Yes," did the organization's collection policy that applied to the largest number of its patients during the tax year contain provisions on the collection practices to be followed for patients who are known to qualify for financial assistance? Describe in Part VI.

9b

Yes

Part IVManagement Companies and Joint Ventures

(owned 10% or more by officers, directors, trustees, key employees, and physicians—see instructions)

(a) Name of entity	(b) Description of primary activity of entity	(c) Organization's profit % or stock ownership %	(d) Officers, directors, trustees, or key employees' profit % or stock ownership %	(e) Physicians' profit % or stock ownership %
1				
2				
3				
4				
5				
6				
7				
8				
9				
10				
11				
12				
13				

Part V

Facility Information

Section A. Hospital Facilities

(list in order of size from largest to smallest—see instructions)  
How many hospital facilities did the organization operate during the tax year?  
1

Name, address, primary website address, and state license number

		Licensed hospital	General medical & surgical	Children's hospital	Teaching hospital	Critical access hospital	Research facility	ER-24 hours	ER-other	Other (Describe)	Facility reporting group
	See Additional Data Table										

Part V Facility Information (continued)

Section B. Facility Policies and Practices

(Complete a separate Section B for each of the hospital facilities or facility reporting groups listed in Part V, Section A )  
Via Christi Hospital Pittsburgh Inc

Name of hospital facility or facility reporting group

If reporting on Part V, Section B for a single hospital facility only: line number of hospital facility (from Schedule H, Part V, Section A )1

	Yes	No
Community Health Needs Assessment (Lines 1 through 8c are optional for tax years beginning on or before March 23, 2012)		
1 During the tax year or either of the two immediately preceding tax years, did the hospital facility conduct a community health needs assessment (CHNA)? If "No," skip to line 9 . . . . . If "Yes," indicate what the CHNA report describes (check all that apply)	1 Yes	
a <input checked="" type="checkbox"/> A definition of the community served by the hospital facility		
b <input checked="" type="checkbox"/> Demographics of the community		
c <input checked="" type="checkbox"/> Existing health care facilities and resources within the community that are available to respond to the health needs of the community		
d <input checked="" type="checkbox"/> How data was obtained		
e <input checked="" type="checkbox"/> The health needs of the community		
f <input checked="" type="checkbox"/> Primary and chronic disease needs and other health issues of uninsured persons, low-income persons, and minority groups		
g <input checked="" type="checkbox"/> The process for identifying and prioritizing community health needs and services to meet the community health needs		
h <input checked="" type="checkbox"/> The process for consulting with persons representing the community's interests		
i <input checked="" type="checkbox"/> Information gaps that limit the hospital facility's ability to assess the community's health needs		
j <input type="checkbox"/> Other (describe in Part VI)		
2 Indicate the tax year the hospital facility last conducted a CHNA 20 <u>12</u>		
3 In conducting its most recent CHNA, did the hospital facility take into account input from persons who represent the broad interests of the community served by the hospital facility, including those with special knowledge of or expertise in public health? If "Yes," describe in Part VI how the hospital facility took into account input from persons who represent the community, and identify the persons the hospital facility consulted . . . . .	3 Yes	
4 Was the hospital facility's CHNA conducted with one or more other hospital facilities? If "Yes," list the other hospital facilities in Part VI . . . . .	4 Yes	
5 Did the hospital facility make its CHNA report widely available to the public? . . . . . If "Yes," indicate how the CHNA report was made widely available (check all that apply)	5 Yes	
a <input checked="" type="checkbox"/> Hospital facility's website (list url) <u>See Schedule H, Part V, Section B</u>		
b <input type="checkbox"/> Other website (list url) _____		
c <input checked="" type="checkbox"/> Available upon request from the hospital facility		
d <input type="checkbox"/> Other (describe in Part VI)		
6 If the hospital facility addressed needs identified in its most recently conducted CHNA, indicate how (check all that apply as of the end of the tax year)		
a <input checked="" type="checkbox"/> Adoption of an implementation strategy that addresses each of the community health needs identified through the CHNA		
b <input checked="" type="checkbox"/> Execution of the implementation strategy		
c <input checked="" type="checkbox"/> Participation in the development of a community-wide plan		
d <input type="checkbox"/> Participation in the execution of a community-wide plan		
e <input checked="" type="checkbox"/> Inclusion of a community benefit section in operational plans		
f <input type="checkbox"/> Adoption of a budget for provision of services that address the needs identified in the CHNA		
g <input checked="" type="checkbox"/> Prioritization of health needs in its community		
h <input checked="" type="checkbox"/> Prioritization of services that the hospital facility will undertake to meet health needs in its community		
i <input type="checkbox"/> Other (describe in Part VI)		
7 Did the hospital facility address all of the needs identified in its most recently conducted CHNA? If "No," explain in Part VI which needs it has not addressed and the reasons why it has not addressed such needs . . . . .	7	No
8a Did the organization incur an excise tax under section 4959 for the hospital facility's failure to conduct a CHNA as required by section 501(r)(3)? . . . . .	8a	No
b If "Yes" to line 8a, did the organization file Form 4720 to report the section 4959 excise tax? . . . . .	8b	
c If "Yes" to line 8b, what is the total amount of section 4959 excise tax the organization reported on Form 4720 for all of its hospital facilities? \$ _____		

Part V

Facility Information (continued)

Financial Assistance Policy		Yes	No		
<b>9</b> Did the hospital facility have in place during the tax year a written financial assistance policy that Explained eligibility criteria for financial assistance, and whether such assistance includes free or discounted care?		<b>9</b>	Yes		
<b>10</b> Used federal poverty guidelines (FPG) to determine eligibility for providing <i>free</i> care? . . . . . If "Yes," indicate the FPG family income limit for eligibility for free care <u>200 00000000000000</u> % If "No," explain in Part VI the criteria the hospital facility used		<b>10</b>	Yes		
<b>11</b> Used FPG to determine eligibility for providing <i>discounted</i> care? . . . . . If "Yes," indicate the FPG family income limit for eligibility for discounted care <u>400 00000000000000</u> % If "No," explain in Part VI the criteria the hospital facility used		<b>11</b>	Yes		
<b>12</b> Explained the basis for calculating amounts charged to patients? . . . . . If "Yes," indicate the factors used in determining such amounts (check all that apply)		<b>12</b>	Yes		
<b>a</b> <input checked="" type="checkbox"/> Income level					
<b>b</b> <input checked="" type="checkbox"/> Asset level					
<b>c</b> <input checked="" type="checkbox"/> Medical indigency					
<b>d</b> <input checked="" type="checkbox"/> Insurance status					
<b>e</b> <input checked="" type="checkbox"/> Uninsured discount					
<b>f</b> <input checked="" type="checkbox"/> Medicaid/Medicare					
<b>g</b> <input checked="" type="checkbox"/> State regulation					
<b>h</b> <input type="checkbox"/> Residency					
<b>i</b> <input type="checkbox"/> Other (describe in Part VI)					
<b>13</b> Explained the method for applying for financial assistance? . . . . .		<b>13</b>	Yes		
<b>14</b> Included measures to publicize the policy within the community served by the hospital facility? . . . . . If "Yes," indicate how the hospital facility publicized the policy (check all that apply)		<b>14</b>	Yes		
<b>a</b> <input type="checkbox"/> The policy was posted on the hospital facility's website					
<b>b</b> <input type="checkbox"/> The policy was attached to billing invoices					
<b>c</b> <input type="checkbox"/> The policy was posted in the hospital facility's emergency rooms or waiting rooms					
<b>d</b> <input type="checkbox"/> The policy was posted in the hospital facility's admissions offices					
<b>e</b> <input type="checkbox"/> The policy was provided, in writing, to patients on admission to the hospital facility					
<b>f</b> <input type="checkbox"/> The policy was available upon request					
<b>g</b> <input checked="" type="checkbox"/> Other (describe in Part VI)					
Billing and Collections					
<b>15</b> Did the hospital facility have in place during the tax year a separate billing and collections policy, or a written financial assistance policy (FAP) that explained actions the hospital facility may take upon non-payment? . . . . .		<b>15</b>	Yes		
<b>16</b> Check all of the following actions against an individual that were permitted under the hospital facility's policies during the tax year before making reasonable efforts to determine the individual's eligibility under the facility's FAP					
<b>a</b> <input type="checkbox"/> Reporting to credit agency					
<b>b</b> <input type="checkbox"/> Lawsuits					
<b>c</b> <input type="checkbox"/> Liens on residences					
<b>d</b> <input type="checkbox"/> Body attachments					
<b>e</b> <input type="checkbox"/> Other similar actions (describe in Section C)					
<b>17</b> Did the hospital facility or an authorized third party perform any of the following actions during the tax year before making reasonable efforts to determine the individual's eligibility under the facility's FAP? . . . . .				<b>17</b>	No
If "Yes," check all actions in which the hospital facility or a third party engaged					
<b>a</b> <input type="checkbox"/> Reporting to credit agency					
<b>b</b> <input type="checkbox"/> Lawsuits					
<b>c</b> <input type="checkbox"/> Liens on residences					
<b>d</b> <input type="checkbox"/> Body attachments					
<b>e</b> <input type="checkbox"/> Other similar actions (describe in Section C)					

Part V

Facility Information (continued)

- 18
- Indicate which efforts the hospital facility made before initiating any of the actions listed in line 17 (check all that apply)
- a

☒

Notified individuals of the financial assistance policy on admission
- b

☒

Notified individuals of the financial assistance policy prior to discharge
- c

☒

Notified individuals of the financial assistance policy in communications with the individuals regarding the individuals' bills
- d

☒

Documented its determination of whether individuals were eligible for financial assistance under the hospital facility's financial assistance policy
- e

☐

Other (describe in Section C)

Policy Relating to Emergency Medical Care

		Yes	No
19	Did the hospital facility have in place during the tax year a written policy relating to emergency medical care that requires the hospital facility to provide, without discrimination, care for emergency medical conditions to individuals regardless of their eligibility under the hospital facility's financial assistance policy? . . . . . If "No," indicate why	Yes	
a	<input type="checkbox"/> The hospital facility did not provide care for any emergency medical conditions		
b	<input type="checkbox"/> The hospital facility's policy was not in writing		
c	<input type="checkbox"/> The hospital facility limited who was eligible to receive care for emergency medical conditions (describe in Part VI)		
d	<input type="checkbox"/> Other (describe in Part VI)		

Charges to Individuals Eligible for Assistance under the FAP (FAP-Eligible Individuals)

20	Indicate how the hospital facility determined, during the tax year, the maximum amounts that can be charged to FAP-eligible individuals for emergency or other medically necessary care		
a	<input checked="" type="checkbox"/> The hospital facility used its lowest negotiated commercial insurance rate when calculating the maximum amounts that can be charged		
b	<input type="checkbox"/> The hospital facility used the average of its three lowest negotiated commercial insurance rates when calculating the maximum amounts that can be charged		
c	<input type="checkbox"/> The hospital facility used the Medicare rates when calculating the maximum amounts that can be charged		
d	<input type="checkbox"/> Other (describe in Part VI)		
21	During the tax year, did the hospital facility charge any FAP-eligible individual to whom the hospital facility provided emergency or other medically necessary services more than the amounts generally billed to individuals who had insurance covering such care? . . . . . If "Yes," explain in Part VI		No
22	During the tax year, did the hospital facility charge any FAP-eligible individual an amount equal to the gross charge for any service provided to that individual? . . . . . If "Yes," explain in Part VI		No



**Part V Facility Information (continued)**

**Section C. Supplemental Information for Part V, Section B.** Provide descriptions required for Part V, Section B, lines 1j, 3, 4, 5d, 6i, 7, 10, 11, 12i, 14g, 16e, 17e, 18e, 19c, 19d, 20d, 21, and 22. If applicable, provide separate descriptions for each facility in a facility reporting group, designated by "Facility A," "Facility B," etc.

[illegible]

**Part V**

**Facility Information** *(continued)*

**Section D. Other Health Care Facilities That Are Not Licensed, Registered, or Similarly Recognized as a Hospital Facility**  
(list in order of size, from largest to smallest)

How many non-hospital health care facilities did the organization operate during the tax year? **15**

Name and address	Type of Facility (describe)
<b>1</b> See Additional Data Table	
<b>2</b>	
<b>3</b>	
<b>4</b>	
<b>5</b>	
<b>6</b>	
<b>7</b>	
<b>8</b>	
<b>9</b>	
<b>10</b>	

Part VI Supplemental Information

Provide the following information

- 1 **Required descriptions.** Provide the descriptions required for Part I, lines 3c, 6a, and 7, Part II and Part III, lines 2, 3, 4, 8 and 9b
- 2 **Needs assessment.** Describe how the organization assesses the health care needs of the communities it serves, in addition to any CHNAs reported in Part V, Section B
- 3 **Patient education of eligibility for assistance.** Describe how the organization informs and educates patients and persons who may be billed for patient care about their eligibility for assistance under federal, state, or local government programs or under the organization's financial assistance policy
- 4 **Community information.** Describe the community the organization serves, taking into account the geographic area and demographic constituents it serves
- 5 **Promotion of community health.** Provide any other information important to describing how the organization's hospital facilities or other health care facilities further its exempt purpose by promoting the health of the community (e g , open medical staff, community board, use of surplus funds, etc )
- 6 **Affiliated health care system.** If the organization is part of an affiliated health care system, describe the respective roles of the organization and its affiliates in promoting the health of the communities served
- 7 **State filing of community benefit report.** If applicable, identify all states with which the organization, or a related organization, files a community benefit report

Form and Line Reference	Explanation
Part I, Line 6a	A community benefit update that includes data from Via Christi Hospital Pittsburg (VCH-P) is printed in Via Christi Health's annual report This annual report is released in various formats to the public and is available at the Via Christi Health website at <a href="http://www.viachristi.org/about-us">www.viachristi.org/about-us</a> or upon request In addition, VCH-P makes public presentations when invited on the findings of the latest health needs assessment Community Benefit Report Via Christi Hospital Pittsburg, Inc (VCH-P) is a member of Via Christi Health (VCH) As a Catholic health system, VCH-P has its origins in faith-based responses to health needs of our communities, with a particular concern for those living in poverty and who are vulnerable The obligation to reach out to those in need and improve community health flows directly from our identity as a faith-based healing ministry As a mission-driven organization, we provide community benefit because we are committed to our core values of -Service of the Poor Generosity of spirit, especially for persons most in need-Reverence Respect and compassion for the dignity and diversity of life-Integrity Inspiring trust through personal leadership-Wisdom - Integrating excellence and stewardship-Creativity Courageous innovation-Dedication Affirming the hope and joy of our ministryAccording to the VCH mission statement, "As a part of Via Christi Health, we share this mission Inspired by the Gospel and our Catholic tradition, we serve as a healing presence with special concern for our neighbors who are vulnerable "The financial information in this report was prepared in accordance with the Catholic Health Association's (CHA) A Guide for Planning and Reporting Community Benefit (2012) Per these guidelines, we report the net expense for community benefit services (e g the total community benefit expense minus any associated revenue from patients, residents, payers and other external sources) The CHA guidelines reflect a conservative approach to reporting quantifiable community benefit The goal of the guidelines is to produce community benefit financial reports that reflect true costs and that describe community benefit activities that increase access to health care and improve community health for all

Form and Line Reference	Explanation
Part I, Line 6a continued	<p>The following are VCH-P definitions for quantifiable community benefits reports Charity Ca re free or discounted health services provided to persons who cannot afford to pay and who meet VCH's criteria for financial assistance Charity care is reported in terms of costs, not charges Charity care does not include bad debt Government Sponsored Means-Tested Hea lth Care includes unpaid costs of public programs for low-income persons The shortfall cr eated when VCH receives payments that are less than the cost of caring for public program beneficiaries This payment shortfall is not the same as a contractual allowance, which is the full difference between charges and government payments Health Professions Education helping to prepare future health care professionals is a distinguishing characteristic of not-for-profit health care and constitutes a significant community benefit This category includes programs and financial assistance for physicians and medical students, nurses and nursing students, interns and other health professionals For Fiscal Year Ended June 30,20 14Community Benefit (VCH-P and Subsidiaries) 1 Charity Care, at cost \$4,119,8252 Governmen t Sponsored Health Care, net expenseUnpaid cost of public indigent care programs(Includes Medicaid, SCHIP and other safety net programs, does notInclude Medicare shortfall) \$2,725,4663 Community Benefit programs, net expense \$622,0084 Total Quantifiable Community Bene fit \$7,467,299Listed below are just a few of the community benefit programs offered by VCH -P This is not a complete listing but a sampling of how the hospital gives back to the co mmunity while meeting current needs VCH-P and its affiliates enrich the communities in wh ich they operate as well as the broader community, improving medicine through research, ed ucating nurses/nursing students and other health care providers, and providing care and su pport to people in need VCH-P further supports this mission with a community board, open medical staff, and an emergency room available to patients regardless of ability to pay Co mmunity representation on the governing body the Board of Trustees is the governing body o f VCH-P The majority of its members are external members comprised of persons who reside in or around Crawford County The Board has overall responsibility for the charitable miss ion of the organization as set forth in its articles of incorporation and bylaws Trustees are selected based on their expertise, experience, and other criteria established by the nominating committee of the board of trustees Areas of expertise and experience include s uch areas as health care, finance, education, and local government The Board actively deb ates and sets policy and strategic direction for the ministry but does not get involved in issues related to daily operations The Board takes a balanced approach when addressing c ommunity and business/financial concerns The Board is also the primary group for determin ing the use of surplus funds generated by the organization, which are reinvested in the mi nistry in order to allow the ministry to sustain its mission and prepare for the future Ta rgeted population health fairs and screenings are conducted annually for children, seniors and the broader community Screenings include blood pressure checks, eye exams, hearing tests, feet exams, sport physicals, bone density, BMI, pre-concussion testing, and recomme ndations for establishing a medical home During FY2014, VCH-P staff participated in healt h fairs given at local businesses, area churches, Pittsburg State University Family Day, a rea grade schools, middle schools and high schools, senior villages and at the Aging Expo In addition, the Cancer Center staff held a skin cancer screening and was involved in cir culating hemocult kits for colorectal cancer screenings The Sports Medicine staff provide d high school wellness/sports physicals at a discounted rate of \$10 per student Community boards/committees/coalitions VCH-P staff serve on various not-for-profit boards, committee s and coalitions to keep informed about community needs and to share resources and experti se with various groups as they work to achieve their mission In FY 2014, VCH-P served with the following community boards/committees/coalitions VCH-P served on various not-for-prof it boards, committees and coalitions to keep informed about community needs and to share r esources and expertise with various groups as they work to achieve their missions Chamber of Commerce Board of Directors and Executive Committee, Crawford County Habitat for Human ity Board, Crawford County Visitors Bureau, Kansas Leadership Center's KONZA Leadership Gr oup, Pittsburg Area Young Professional's Board, Southeast Kansas Health Care Coalition, Cr awford County Community Coalition, Health and Wellness Committee Live Well, Project 17 Hea lth Subcommittee, United Way Board, Four States Heart Walk Committee, Southeast Kansas hea lthcare Coalition, Pittsburg Ministerial Alliance</p>

Form and Line Reference	Explanation
Part I, Line 6a continued	<p>Association, Project Warmth Planning Committee and others CareVan, a popular transportation program owned and operated by VCH-P, provides non-emergency medical transportation assistance to elderly and handicap individuals. In FY 2014, VCH-P's CareVan provided 7,387 trips at a cost of \$188,864. Health profession education of area nurses, physician assistants, nursing students and other health care professionals who are either looking for continuing education credits, wanting more hands-on training, or are in need of field practicum placements, etc. are welcomed at VCH-P for additional training opportunities. Over 750 health profession students spent time at VCH-P getting hands-on experience in a learning environment during FY2014 at a cost of \$160,742. In-kind donations through staff assistance of other not-for-profit organizations in meeting their missions and/or sharing of hospital space to conduct health related not-for-profit business are other ways that VCH-P gives back to the community. In FY2014, VCH-P participated with a number of groups in the following activities. VCH-P joined in with others in the community to host an Aging Expo in Parson, KS and provided bone density screenings to those in attendance. Information on osteoporosis and bone protection was also distributed and discussed. In Pittsburg, KS, VCH-P participated in the Biz Expo where staff educated those in attendance on hypertension, obesity, skin cancer and the effects of smoking. They also perform blood pressure screenings and had pig lungs available to demonstrate the effects of smoking on lungs. BMIs and Derma Scans were also available and performed. Additional health fairs were held for different employee groups, the broader community at Pittsburg State University and in Baxter, KS at the public library. Blood pressures, BMI's, educational material on blood pressure, exercise, reading food labels, colon/rectal cancer kits and bone density were distributed and questions answered. Prostate cancer, cervical cancer, colorectal cancer and skin cancer screenings were all held during FY2014 at various locations throughout the area. Concussion education for youth football coaching staff and parents, and concussion screenings were held in multiple locations (middle school, high school and college) throughout the year. Civic groups are also invited to VCH-P to use conference rooms for their meetings to allow their limited resources to be used for programs that enhance the quality of life in the community. VCH-P staff assisted with fundraising efforts for other not-for-profit organizations (e.g. American Heart Walk, Move and Shake for Multiple Sclerosis, Our Lady of Lourdes Student Mission Trip, Salvation Army, Christmas Angels, Safehouse Drive, Lions Chili Feed, Project Warmth, etc.) VCH-P staff also assisted with coordinating and participating in periodic American Red Cross blood drives. VCH-P provides a monthly meal subsidy for the Family Resource Center to ensure children get healthy meals while at the daycare center. VCH-P also provides free medication for indigent patients who are in need of financial assistance. Staff from VCH-P also provide assistance with infant/child car seats installation and in some cases provide car seats for parents who may not be able to afford one for their child. VCH-P hosts monthly support groups for those with breast cancer and those who may have other types of cancer as well. VCH-P has additional support groups and/or educational classes for those who have had strokes or diagnosed with arthritis. VCH-P also operates a transport CareVan for those without transportation to get to and from their health care appointments. The van not only covers the City of Pittsburg but also goes into the rural areas of the county. Part I, Line 7 The cost of providing charity care, means tested government programs, and community benefit programs is estimated using internal cost data, and is calculated in compliance with Catholic Health Association (CHA) guide.</p>

Form and Line Reference	Explanation
Part II, Community Building Activities	<p>The Hospital hosted an annual Chamber of Commerce coffee in which to update Chamber members on the Affordable Care Act and the changing landscape of healthcare which is of major interest to the business community. This helps business owners plan for their employees health care coverage and allows them to discuss issues they have dealt with over the last year in how best to handle them moving forward as business leaders. VCH-P leadership serves on the Crawford County Habitat for Humanity's board and this networking allows this agency to hear about the special needs being presented in the hospital setting for some patients who may need new homes or who may need minor tweaks in current homes in order to maintain their independence (e.g. wheel chair ramps). The CEO participates on both the Chamber Board and Executive Committee so he can stay attuned to health care needs of employees and employers as they continue to build on a healthy environment for the community. Hospital senior leadership serves on the County's Youth Leadership Program for middle school students, which focuses on leadership training and hosts discussions on bullying, nutrition, exercise and wellness. The program also presents information on various careers to sophomore students at Pittsburg High School with the intent of educating sophomores on the various careers available in the health care industry. The program also works with the schools when they are hosting mock interviews for students who will be job hunting. Our involvement focuses on students who want to pursue health careers. The outreach focus is trying to ensure we are growing our own health care professionals who will stay in the area to practice resulting in better health for all. Hospital senior leader serves on the Kansas Leadership Center's KONZA Leadership Group to share community experiences, review KLC competencies and hone adaptive leadership skills through group interactions. VCH-P allows its conference room to be used for local civic groups, Rotary and Kiwanis clubs to ensure extra resources go toward programming that results in a better community.</p>

Form and Line Reference	Explanation
Part III, Line 2	VCH-P reports bad debt in accordance with generally accepted accounting principles (GAAP) Healthcare Financial Management Statement No. 15 is followed to the extent that it aligns with the guidelines set forth by GAAP. Bad debt expense at cost is determined using the same cost-to-charge ratio that is used for charity care and Medicaid shortfall. VCH-P follows the guidance from CHA and does not consider bad debt as a community benefit.

Form and Line Reference	Explanation
Part III, Line 3	The organization estimated the bad debt expense that would be attributable to patients eligible under the organization's charity care policy by taking gross bad debt expense and multiplying it by a charity write-off percentage. This percentage is calculated taking the full charity write-offs for a defined period divided by the total amount of bad debt allowance for the period preceding. This organization does not consider bad debt as a community benefit.



Form and Line Reference	Explanation
Part III, Line 4	From the audited financial statements of Ascension Health Alliance (which include the activity of VCH-P) The provision for doubtful accounts is based upon management's assessment of expected net collections considering economic conditions, historical experience, trends in healthcare coverage, and other collection indicators Periodically throughout the year, management assesses theadequacy of the allowance for doubtful accounts based upon historicalwrite-off experience by payor category, including those amounts notcovered by insurance The results of this review are then used to make anymodifications to the provision for doubtful accounts to establish anappropriate allowance for doubtful accounts After satisfaction of amountsdue from insurance and reasonable efforts to collect from the patient havebeen exhausted, the System follows established guidelines for placingcertain past-due patient balances with collection agencies, subject to theterms of certain restrictions on collection efforts as determined by theSystem Accounts receivable are written off after collection efforts have been followed in accordance with the System's policies VCH-P's bad debt deduction was \$10,157,562 at charges and \$3,194,914 at cost (after the cost to charge ratio was applied to the amount of charges)

Form and Line Reference	Explanation
Part III, Line 8	VCH-P follows the CHA guidelines regarding Medicare and does not include it as community benefit. However, the methodology described in the instructions to Schedule H, Part III, Section B, Line 7 for reporting Medicare shortfall does not take into account all costs incurred by VCH-P and does not represent the total Medicare shortfall. The Medicare shortfall reported on Schedule H, Part III, Section B, Line 7 was determined using information from the organization's Medicare cost report (using the Medicare cost report step-down methodology of allocating costs). However, utilizing an internal cost accounting system actually results in a Medicare shortfall of \$3,301,869. The most common reason for a difference between the Medicare shortfall reported on schedule h and the actual shortfall reported above include - inclusion of Medicare advantage revenue and expenses, inclusion of Medicare Part B revenue and expenses, inclusion of other fee schedule revenue, other timing issues, and costs that are considered unallowable on the Medicare cost report that are, in fact, related to Medicare Patient care.

Form and Line Reference	Explanation
Part III, Line 9b	It is the policy of VCH-P to promote socially just practices for billing and collections for all patients receiving care. The policy is intended to further the VCH-P mission by requiring ethical conduct in billing and collecting self-pay balances from patients/guarantors regardless of ability to pay. The policy ensures that prior to turning an account over to a third party collection agent (agent) for collection activity, VCH-P will perform a reasonable review of each account to verify that the patient/guarantor is not potentially eligible for any government assistance program (e.g. Medicaid, Medicare, etc.) and would likely not qualify for charity care. VCH-P will direct its staff and agents to periodically assess each patient/guarantor's ability to pay or to determine eligibility for charity care. The review and assessment should include but may not be limited to the following: A. Ensure the patient/guarantor has been notified of VCH's financial assistance policy, B. Ensure the patient/guarantor was offered a financial assistance application, C. Ensure documentation of any known extraordinary financial circumstances of the patient/guarantor or if they are medically indigent.

Form and Line Reference	Explanation
Part VI, Line 2	In addition to the Aging Assessment conducted in 2012, other area assessments were taken into account (primarily, Pittsburg Market 2011 Assessment) Up-to-date downloads from the Census Bureau as well as the Kansas University's Institute for Policy and Social Research and Kansas Hospital Association help to guide us in gathering data for our geographical areas and one-on-one interviews were held

Form and Line Reference	Explanation
Part VI, Line 3	The VCH-P financial assistance staff is trained on how to qualify patients for Medicaid, SCHIP, and other such income-based programs. During the patient's registration, admissions, and discharge processes, VCH-P staff attempt to identify patients who may be eligible for charity or discounted care through the charity care policy. In addition, VCH-P uses a percentage of the federal poverty guidelines (FPG) to determine free and discounted care.

Form and Line Reference	Explanation
Part VI, Line 4	<p>The primary counties for Pittsburg ministries include Crawford and Cherokee Counties. Crawford County has a land area of 590 square miles and Cherokee County has a land area of 588 square miles. Crawford County has an estimated 2013 population of 39,278 compared to Cherokee County's 20,978. The population demographics for Crawford County include 92.4% white, 2.2% Black, 1.1% American Indian, 1.5% Asian, and 4.9% persons of Hispanic or Latino origin. Cherokee County demographics include 90.7% white, 0.7% Black, 4.0% American Indian, 0.4% Asian, and 5.0% persons of Hispanic or Latino origin. Approximately 5.7% of the Crawford County residents and 2.2% of the Cherokee County residents reported using a language other than English in their homes. High school graduation rates, for the years 2008-2012, were 88.6% in Crawford County and 86.1% in Cherokee County. A bachelor's degree or higher was reported by 26.3% of Crawford County residents and 13.8% for Cherokee County residents. Median household income for Crawford County residents for the years 2008-2012 was \$36,927 compared to \$41,877 for Cherokee County. Median value of owner-occupied housing units for the same time period was \$83,400 for Crawford County and \$71,900 for Cherokee County. According to Quick Facts from the US Census, 20.4% of Crawford County lived below the poverty level between the years 2008-2012. This is higher than the 13.2% identified for the State of Kansas. Cherokee County is also above the State of Kansas level as 17.8% of their residents suggest that they live below the poverty level. VCH-P is the only hospital facility in the City of Pittsburg. Other hospitals are in neighboring communities but offer fewer services. In order to find a similar medical facility, patients would need to travel to Joplin, Missouri or Tulsa, Oklahoma for emergency care. Kansas reported in 2013 that 14.0% of all residents were persons 65 years of age and older. This compares to 14.5% for Crawford and 17.3% for Cherokee Counties. Thus services for a growing aging population need to be monitored in future assessments.</p>

Form and Line Reference	Explanation
Part VI, Line 5	<p>VCH-P and its affiliates enrich the communities in which they operate as well as the broader community, improving medicine through educating physicians and other healthcare providers, and providing care and support to people in need VCH-P further supports this mission with a community board, open medical staff, and an emergency room available to patients regardless of ability to pay Community representation on the Governing Body- The Board of Directors is the governing body of VCH-P The majority of its members are external members comprised of persons who reside in or around Crawford County and have overall responsibility for the charitable mission of the organization as set forth in its Articles of Incorporation and Bylaws These directors are selected based on their expertise, experience, and other criteria established by the nominating committee of the Board of Directors Areas of expertise and experience include such areas as healthcare, finance, education, and local government The Board actively debates and sets policy and strategic direction for the ministry but does not get involved in issues related to daily operations The Board takes a balanced approach when addressing community and business/financial concerns The Board is also the primary group for determining the use of surplus funds generated by the organization which are reinvested in the ministry in order to allow the ministry to sustain its mission and prepare for the future -The medical staff of VCH-P is open and is composed of physicians licensed to practice medicine in the State of Kansas -VCH-P staff participates on boards of not-for-profit organizations, government entities, area colleges and university committees, state-wide coalitions, and more (e g Chamber, Konza Leadership, Habitat for Humanity and others) -VCH joined in with others in the community to host an Aging Expo in Parson, KS and provided bone density screenings to those in attendance Information on osteoporosis and bone protection was also distributed and discussed -In Pittsburg, KS, VCH-P participated in the Biz Expo where staff educated those in attendance on hypertension, obesity, skin cancer and the effects of smoking They also perform blood pressure screenings and had pig lungs available to demonstrate the effects of smoking on lungs BMIs and Derma Scans were also available and performed -Additional health fairs were held for different employee groups, the broader community at Pittsburg State University and in Baxter, KS at the public library Blood pressures, BMI's, educational material on blood pressure, exercise, reading food labels, colon/rectal cancer kits and bone density were distributed and questions answered -Prostate cancer, cervical cancer, colorectal cancer and skin cancer screenings were all held during FY2014 at various locations throughout the area -Concussion education for youth football coaching staff and parents, and concussion screenings were held in multiple locations (middle school, high school and college) throughout the year -Civic groups are also invited in to VCH-P to use conference rooms for their meetings to allow their limited resources to be used for programs that enhance the quality of life in the community -Staff assist with fundraising efforts for other not-for-profit organizations (e g American Heart Walk, Move and Shake for Multiple Sclerosis, Our Lady of Lourdes Student Mission Trip, Salvation Army, Christmas Angels, Safehouse Drive, Lions Chili Feed, Project Warmth, etc ) - Staff also assist with coordinating and participating in periodic American Red Cross blood drives - VCH-P provides a monthly meal subsidy for the Family Resource Center to ensure children get healthy meals while at the daycare center -VCH-P also provides free medication for indigent patients who are in need of financial assistance -Staff from VCH-P also provide assistance with infant/child car seats installation and in some cases provide car seats for parents who may not be able to afford one for their child -VCH-P hosts monthly support groups for those with breast cancer and those who may have other types of cancer as well -VCH-P has additional support groups and/or educational classes for those who have had strokes or diagnosed with arthritis -VCH-P also operates a transport CareVan for those without transportation to get to and from their health care appointments The van not only covers the City of Pittsburg but also goes into the rural areas of the county</p>

Form and Line Reference	Explanation
Part VI, Line 6	<p>VCH-P is an affiliate of Via Christi Health, Inc (VCH) and Ascension Health VCH's affiliates are large multi-faceted, integrated, not-for-profit ministries including Hospital and Non-Hospital ministries (physician group practices, hospital organizations, research, home health, durable medical equipment, and senior facilities) These ministries work together to care for patients, joined by common systems and a philosophy of serving as a healing presence with special concern for our neighbors especially those who are vulnerable This community benefit happens through its focus on patient care, education, and research The organizations work together to serve their communities at the local, regional, and state level Ascension Health Alliance, d/b/a Ascension (Ascension), is a Missouri nonprofit corporation formed on September 13, 2011 Ascension is the sole corporate member and parent organization of Ascension Health, a Catholic national health system consisting primarily of nonprofit corporation that own and operate local healthcare facilities, or Health Ministries, located in 23 of the United States and the District of Columbia Ascension is sponsored by Ascension Sponsor, a Public Juridic Person The Participating Entities of Ascension Sponsor are the Daughters of Charity of St Vincent de Paul, St Louise Province, the Congregation of St Joseph, the Congregation of the Sisters of St Joseph of Carondelet, the Congregation of Alexian Brothers of the Immaculate Conception Province, Inc - American Province, and the Sisters of the Sorrowful Mother of the Third Order of St Francis of Assisi - US/Caribbean Province As more fully described in the Organizational Changes note, Marian Health System, which was previously sponsored by the Sisters of the Sorrowful Mother of the Third Order of St Francis of Assisi - US/Caribbean Province, became part of Ascension Health on April 1, 2013 Mission The System directs its governance and management activities toward strong, vibrant, Catholic Health Ministries united in service and healing, and dedicates its resources to spiritually centered care which sustains and improves the health of the individuals and communities it serves In accordance with the System's mission of service to those persons living in poverty and other vulnerable persons, each Health Ministry accepts patients regardless of their ability to pay The System uses four categories to identify the resources utilized for the care of persons living in poverty and community benefit programs - Traditional charity care includes the cost of services provided to persons who cannot afford healthcare because of inadequate resources and/or who are uninsured or underinsured -Unpaid cost of public programs, excluding Medicare, represents the unpaid cost of services provided to persons covered by public programs for persons living in poverty and other vulnerable persons -Cost of other programs for persons living in poverty and other vulnerable persons includes unreimbursed costs of programs intentionally designed to serve the persons living in poverty and other vulnerable persons of the community, including substance abusers, the homeless, victims of child abuse, and persons with acquired immune deficiency syndrome -Community benefit consists of the unreimbursed costs of community benefit programs and services for the general community, not solely for the persons living in poverty, including health promotion and education, health clinics and screenings, and medical research Discounts are provided to all uninsured patients, including those with the means to pay Discounts provided to those patients who did not qualify for assistance under charity care guidelines are not included in the cost of providing care of persons living in poverty and other community benefit programs The cost of providing care to persons living in poverty and other community benefit programs is estimated by reducing charges forgone by a factor derived from the ratio of each entity's total operating expenses to the entity's billed charges for patient care Certain costs such as graduate medical education and certain other activities are excluded from total operating expenses for purposes of this computation</p>



Form and Line Reference	Explanation
Part VI, Line 7	The State of Kansas does not require hospitals to file community benefit reports, but VCH distributes our community benefit totals and activities annually in press releases as well as in our annual report

Additional Data

Software ID:  
Software Version:  
EIN: 48-0543778  
Name: Via Christi Hospital Pittsburg Inc

990 Schedule H, Supplemental Information

Section C. Supplemental Information for Part V, Section B. Provide descriptions required for Part V, Section B, lines 1j, 3, 4, 5d, 6i, 7, 10, 11, 12i, 14g, 16e, 17e, 18e, 19c, 19d, 20d, 21, and 22. If applicable, provide separate descriptions for each facility in a facility reporting group, designated by "Facility A," "Facility B," etc.	
Form and Line Reference	Explanation
Via Christi Hospital Pittsburg, Inc	
Via Christi Hospital Pittsburg, Inc	Part V, Section B, Line 4 The Aging Assessment was a state-wide effort and hospitals part icipating included Via Christi Hospital Wichita, Via Christi Hospital St Teresa, Via Chr isti Rehabilitation Hospital, Via Christi Hospital Pittsburg, Mercy Regional Health Center and Wamego City Hospital
Via Christi Hospital Pittsburg, Inc	Part V, Section B, Line 7 The Hospital facility did not address all of the significant ne eds identified in its most recently conducted CHNA See below for specifics CHNA FindingTr ansportation for health appointments - Transportation for low income and elderly is alread y available through VCH-P's CareVan Program, and the City of Pittsburg does have a door-to -door program available to those in need It doesn't run 24/7, but they are reviewing thei r current services to see if additional changes can be made to offer more services while m aintaining cost effectiveness Via Christi HOPE program needs to be expanded - Via Christi Village is already pursuing this need and is discussing the feasibility of this expansion with the State of Kansas It is unknown how far the reach would be at this time In partne rship with the State of Kansas, the HOPE program is being expanded in the NE part of the s tate first Other parts of KS may fall-in later depending on funding Fewer physicians acce pting Medicare/Medicaid patients - Via Christi Clinic physicians are already working on th is issue with Via Christi related primary care physicians as this is an expectation of all Via Christi Health (VCH) associated physicians More money is needed for home improvement projects for elderly as State has cut the budget for these kind of expenses Via Christi Hospital Pittsburg (VCH-P) is already working with area agencies when elderly patients are discharged from the hospitals and needing some minor safety improvements, but going beyon d that is not really our area of expertise (e g building wheelchair ramps, installing air conditioning units in Summer, etc ) The public would like to see an Elder Abuse Coalitio n (modeled after Independence, KS Ombuddy Program) to bring awareness to bank, police, cle rgy on the topics of exploited and abused elderly - this issue to be raised in a local Men tal Health Task Force meeting to see if the group believes this is a high priority focus a rea for the area Oral Health - The FQHC is expanding its outreach to neighboring communiti es This clinic has also increased its oral health staff adding an additional dentist and dental assistants Lack of shared medical records - State of Kansas is working on a plan an d VCH is involved on the state level as are other hospital providers Recruitment of specia lists that are in high need - Via Christi Clinics have teamed up with University of Kansas School of Medicine Wichita to work together in recruiting primary care givers, as well as other specialists in need to relocate to Kansas This is going to be an on-going initiati ve In addition, VCH-P is working with the local FQHC to attract specialists willing to of fer a few hours a week in the clinic setting so patients don't have to travel outside of P ittsburg
Via Christi Hospital Pittsburg, Inc	Part V, Section B, Line 14g Patients are notified in writing that the hospital facility h as a Financial Assistance Policy and trained financial counselors are available to assist patients
Part V, Section B, Line 5a	Hospital Facility's Web Site URL <a href="http://www.viachristi.org/sites/default/files/pdf/about_us/Aging-Assessment-VCV-Markets.pdf">http //www.viachristi.org/sites/default/files/pdf/about_us/Aging- Assessment-VCV-Markets.pdf</a>

Section D. Other Health Care Facilities That Are Not Licensed, Registered, or Similarly Recognized as a Hospital Facility  
(list in order of size, from largest to smallest)

How many non-hospital health care facilities did the organization operate during the tax year?

Name and address	Type of Facility (describe)
Physical Therapy 1 Medical Center Circle Ste B Pittsburg, KS 66762	Outpatient Physical Therapy, Speech Therapy, Sports Therapy, Occupational
Sleep Lab 3 Medical Center Circle Pittsburg, KS 66762	Outpatient Physical Therapy, Speech Therapy, Sports Therapy, Occupational
Women's Health 2711 S Rouse Ste B Pittsburg, KS 66762	Outpatient Physical Therapy, Speech Therapy, Sports Therapy, Occupational
Home Health 3 Medical Center Circle Pittsburg, KS 66762	Outpatient Physical Therapy, Speech Therapy, Sports Therapy, Occupational
Cardiology 1011 Mt Carmel Place Pittsburg, KS 66762	Outpatient Physical Therapy, Speech Therapy, Sports Therapy, Occupational
Cardiology 2711 S Rouse Ste C/D Pittsburg, KS 66762	Outpatient Physical Therapy, Speech Therapy, Sports Therapy, Occupational
Behavioral Health 200 E Centennial Ste 13 Pittsburg, KS 66762	Outpatient Physical Therapy, Speech Therapy, Sports Therapy, Occupational
Home Medical 202 E Centennial Ste 15 Pittsburg, KS 66762	Outpatient Physical Therapy, Speech Therapy, Sports Therapy, Occupational
Surgery Clinic 2701 S Rouse Ste A Pittsburg, KS 66762	Outpatient Physical Therapy, Speech Therapy, Sports Therapy, Occupational
Pain Management 1 Medical Center Circle Ste A Pittsburg, KS 66762	Outpatient Physical Therapy, Speech Therapy, Sports Therapy, Occupational
Orthopedics Clinic 1 Medical Center Circle Ste A Pittsburg, KS 66762	Outpatient Physical Therapy, Speech Therapy, Sports Therapy, Occupational
Pulmonology Clinic 2711 S Rouse Ste A Pittsburg, KS 66762	Outpatient Physical Therapy, Speech Therapy, Sports Therapy, Occupational
Women's Health 2701 S Rouse Ste A Pittsburg, KS 66762	Outpatient Physical Therapy, Speech Therapy, Sports Therapy, Occupational
Cancer Center - Parsons 1509 Main Parsons, KS 67357	Outpatient Physical Therapy, Speech Therapy, Sports Therapy, Occupational
Cancer Center - Fort Scott 1621 S Main Fort Scott, KS 66701	Outpatient Physical Therapy, Speech Therapy, Sports Therapy, Occupational

Schedule J  
(Form 990)

Department of the Treasury  
Internal Revenue Service

Compensation Information

For certain Officers, Directors, Trustees, Key Employees, and Highest Compensated Employees

▶ Complete if the organization answered "Yes" to Form 990, Part IV, line 23.  
▶ Attach to Form 990. ▶ See separate instructions.

▶ Information about Schedule J (Form 990) and its instructions is at [www.irs.gov/form990](http://www.irs.gov/form990).

OMB No 1545-0047

2013

Open to Public Inspection

Name of the organization  
Via Christi Hospital Pittsburg Inc

Employer identification number  
48-0543778

Part I

Questions Regarding Compensation

	Yes	No
<div><div>1a</div><div>Check the appropriate box(es) if the organization provided any of the following to or for a person listed in Form 990, Part VII, Section A, line 1a. Complete Part III to provide any relevant information regarding these items.</div><div><div><div><input type="checkbox"/> First-class or charter travel</div><div><input type="checkbox"/> Travel for companions</div><div><input checked="" type="checkbox"/> Tax idemnification and gross-up payments</div><div><input type="checkbox"/> Discretionary spending account</div></div><div><div><input type="checkbox"/> Housing allowance or residence for personal use</div><div><input type="checkbox"/> Payments for business use of personal residence</div><div><input type="checkbox"/> Health or social club dues or initiation fees</div><div><input type="checkbox"/> Personal services (e g , maid, chauffeur, chef)</div></div></div></div>		
<div><div>b</div><div>If any of the boxes in line 1a are checked, did the organization follow a written policy regarding payment or reimbursement or provision of all of the expenses described above? If "No," complete Part III to explain.</div></div>		No
<div><div>2</div><div>Did the organization require substantiation prior to reimbursing or allowing expenses incurred by all directors, trustees, officers, including the CEO/Executive Director, regarding the items checked in line 1a?</div></div>	Yes	
<div><div>3</div><div>Indicate which, if any, of the following the filing organization used to establish the compensation of the organization's CEO/Executive Director. Check all that apply. Do not check any boxes for methods used by a related organization to establish compensation of the CEO/Executive Director, but explain in Part III.</div><div><div><div><input type="checkbox"/> Compensation committee</div><div><input type="checkbox"/> Independent compensation consultant</div><div><input type="checkbox"/> Form 990 of other organizations</div></div><div><div><input type="checkbox"/> Written employment contract</div><div><input type="checkbox"/> Compensation survey or study</div><div><input type="checkbox"/> Approval by the board or compensation committee</div></div></div></div>		
<div><div>4</div><div>During the year, did any person listed in Form 990, Part VII, Section A, line 1a with respect to the filing organization or a related organization:</div></div>		
<div><div>a</div><div>Receive a severance payment or change-of-control payment?</div></div>		No
<div><div>b</div><div>Participate in, or receive payment from, a supplemental nonqualified retirement plan?</div></div>	Yes	
<div><div>c</div><div>Participate in, or receive payment from, an equity-based compensation arrangement?</div></div> <div>If "Yes" to any of lines 4a-c, list the persons and provide the applicable amounts for each item in Part III.</div>		No
<div><div></div><div>Only 501(c)(3) and 501(c)(4) organizations only must complete lines 5-9.</div></div>		
<div><div>5</div><div>For persons listed in Form 990, Part VII, Section A, line 1a, did the organization pay or accrue any compensation contingent on the revenues of:</div></div>		
<div><div>a</div><div>The organization?</div></div>		No
<div><div>b</div><div>Any related organization?</div></div> <div>If "Yes," to line 5a or 5b, describe in Part III.</div>		No
<div><div>6</div><div>For persons listed in Form 990, Part VII, Section A, line 1a, did the organization pay or accrue any compensation contingent on the net earnings of:</div></div>		
<div><div>a</div><div>The organization?</div></div>		No
<div><div>b</div><div>Any related organization?</div></div> <div>If "Yes," to line 6a or 6b, describe in Part III.</div>		No
<div><div>7</div><div>For persons listed in Form 990, Part VII, Section A, line 1a, did the organization provide any non-fixed payments not described in lines 5 and 6? If "Yes," describe in Part III.</div></div>		No
<div><div>8</div><div>Were any amounts reported in Form 990, Part VII, paid or accrued pursuant to a contract that was subject to the initial contract exception described in Regulations section 53.4958-4(a)(3)? If "Yes," describe in Part III.</div></div>		No
<div><div>9</div><div>If "Yes" to line 8, did the organization also follow the rebuttable presumption procedure described in Regulations section 53.4958-6(c)?</div></div>		

**Part II** **Officers, Directors, Trustees, Key Employees, and Highest Compensated Employees.** Use duplicate copies if additional space is needed.

For each individual whose compensation must be reported in Schedule J, report compensation from the organization on row (i) and from related organizations, described in the instructions, on row (ii) Do not list any individuals that are not listed on Form 990, Part VII

**Note.** The sum of columns (B)(i)-(iii) for each listed individual must equal the total amount of Form 990, Part VII, Section A, line 1a, applicable column (D) and (E) amounts for that individual

(A) Name and Title		(B) Breakdown of W-2 and/or 1099-MISC compensation			(C) Retirement and other deferred compensation	(D) Nontaxable benefits	(E) Total of columns (B)(i)-(D)	(F) Compensation reported as deferred in prior Form 990
		(i) Base compensation	(ii) Bonus & incentive compensation	(iii) Other reportable compensation				
See Additional Data Table								

Part III Supplemental Information

Provide the information, explanation, or descriptions required for Part I, lines 1a, 1b, 3, 4a, 4b, 4c, 5a, 5b, 6a, 6b, 7, and 8, and for Part II. Also complete this part for any additional information.

Return Reference	Explanation
Part I, Line 3	Via Christi Health, Inc , a related organization of Via Christi Hospital Pittsburg, Inc uses the following to establish the compensation of the organization's President - Compensation Committee - Independent Compensation Consultant - Compensation Survey or Study - Approval by the Board or Compensation Committee
Part I, Line 4b	Eligible executives participate in a program that provides for supplemental retirement benefits. The payment of benefits under the program, if any, is entirely dependent upon the facts and circumstances under which the executive terminates employment with the organization. Benefits under the program are funded annually based on participation and are not vested until the 5 year service requirement is reached. Due to the substantial risk of forfeiture provision, there is no guarantee that these executives will ever receive any benefit under the program. The amount funded annually under the program to the executives is reported as compensation on Form 990 Schedule J, Part II, Column B in the year funded. The amount ultimately paid under the program to executives is reported on Form 990 Schedule J, Part II, Column F. There were no distributions from a supplemental nonqualified retirement plan during the year. Keysop plan-frozen. Eligible executives participated in a frozen supplemental option benefit program that provides for supplemental retirement benefits that was limited to Via Christi Hospital St. Francis, Preferred Medical Associates Physicians, Mount Carmel Regional Medical Center, and Via Christi Health System executives. The payment of benefits under the program, if any, was linked to the exercise date for the options or to earned dividends on the options. Executives were vested in full when the options were granted. The amount ultimately paid under the program to executives receiving net option value is reported on Form 990, Schedule J, Part II, Column F. The following individual received a distribution from the Keysop plan in the amount listed below: Roberta Johnson- \$2,444.

# Additional Data

**Software ID:**  
**Software Version:**  
**EIN:** 48-0543778  
**Name:** Via Christi Hospital Pittsburg Inc

## Form 990, Schedule J, Part II - Officers, Directors, Trustees, Key Employees, and Highest Compensated Employees

(A) Name		(B) Breakdown of W-2 and/or 1099-MISC compensation			(C) Deferred compensation	(D) Nontaxable benefits	(E) Total of columns (B)(i)-(D)	(F) Compensation reported in prior Form 990 or Form 990-EZ
		(i) Base Compensation	(ii) Bonus & incentive compensation	(iii) Other compensation				
Randall Cason Sr Administrator/President	(i)	0	0	0	0	0	0	0
	(ii)	266,578	11,411	4,865	38,458	16,866	338,178	0
David Gambino end 1213 Trustee	(i)	0	0	0	0	0	0	0
	(ii)	395,610	22,500	11,266	81,140	15,588	526,104	0
Sherry Hausmann start 114 Trustee	(i)	0	0	0	0	0	0	0
	(ii)	365,787	14,567	4,641	63,090	16,595	464,680	0
Drew Talbott Administrator Operations/Secretary	(i)	141,486	5,056	2,705	23,281	20,730	193,258	0
	(ii)	0	0	0	0	0	0	0
Roberta Johnson Assistant Secretary	(i)	0	0	0	0	0	0	0
	(ii)	213,515	7,055	8,367	41,052	7,284	277,273	2,444
David Hadley end 114 Assistant Treasurer	(i)	0	0	0	0	0	0	0
	(ii)	444,000	14,650	9,649	96,501	22,851	587,651	0
Jeff Seirer start 214 Assistant Treasurer	(i)	0	0	0	0	0	0	0
	(ii)	251,983	6,922	4,668	50,220	18,614	332,407	0
Bill Aquino end 1113 Admin-Planning	(i)	198,966	5,028	3,384	27,609	14,454	249,441	0
	(ii)	0	0	0	0	0	0	0
Ali Hammad Physician	(i)	767,108	167,710	4,010	29,763	22,505	991,096	0
	(ii)	0	0	0	0	0	0	0
Boban N Mathew Physician	(i)	505,346	0	2,699	27,844	23,930	559,819	0
	(ii)	0	0	0	0	0	0	0
Bashar Marji Physician	(i)	656,682	236,935	1,525	33,500	19,054	947,696	0
	(ii)	0	0	0	0	0	0	0
Mary K Reed Physician	(i)	445,279	6,608	4,412	16,575	21,854	494,728	0
	(ii)	0	0	0	0	0	0	0
Danny Reveal Physician	(i)	501,862	0	15,178	17,850	23,701	558,591	0
	(ii)	0	0	0	0	0	0	0
Debra Cartwright end 213 Former CFO	(i)	27,045	0	1,904	2,359	2,813	34,121	0
	(ii)	0	0	0	0	0	0	0

efile GRAPHIC print - DO NOT PROCESS

As Filed Data -

DLN: 93493133001245

SCHEDULE O  
(Form 990 or 990-EZ)

Department of the Treasury  
Internal Revenue Service

Supplemental Information to Form 990 or 990-EZ

Complete to provide information for responses to specific questions on Form 990 or to provide any additional information.  
▶ Attach to Form 990 or 990-EZ.  
▶ Information about Schedule O (Form 990 or 990-EZ) and its instructions is at [www.irs.gov/form990](http://www.irs.gov/form990).

OMB No 1545-0047

2013

Open to Public Inspection

Name of the organization  
Via Christi Hospital Pittsburg Inc

Employer identification number  
48-0543778

990 Schedule O, Supplemental Information

Return Reference	Explanation
Form 990, Part VI, Section A, line 2	
Form 990, Part VI, Section A, line 6	Via Christi Hospital Pittsburg, Inc has a single corporate member, Via Christi Health, Inc
Form 990, Part VI, Section A, line 7a	Via Christi Hospital Pittsburg, Inc has a single corporate member, Via Christi Health, Inc, who may approve and remove individuals on the board of trustees
Form 990, Part VI, Section A, line 7b	All decisions that have a material impact to Via Christi Hospital Pittsburg, Inc Financial information or corporation as a whole are subject to approval by its sole corporate member, Via Christi Health, Inc
Form 990, Part VI, Section B, line 11	Management, including certain officers, work diligently to complete the Form 990 and attached schedules in a thorough manner Prior to filing the return, all Board Members are provided the Form 990 and management team members are available to answer any Board Members' questions
Form 990, Part VI, Section B, line 12c	The Organization's Conflict of Interest Policy is monitored/enforced as part of the system-wide procedures of Via Christi Health, Inc and not at the organizational level The policy is monitored and enforced as follows 1 At time of appointment and annually thereafter, all interested persons, including board and committee members, complete a disclosure statement which addresses actual or potential conflicts of interest, 2 The disclosure statement is done electronically and the return of the completed statement is a condition of continued appointment, employment, or participation with the organization, 3 All actual or potential conflicts are reviewed, investigated, and resolved by the chief governance officer and the corporate responsibility officer, with the results shared with the chief executive of the organization, and 4 Periodic reviews are conducted by governance, compliance, and internal audit to ensure the organization is operating consistent with the policy and enforcing the policy's terms
Form 990, Part VI, Section B, line 15b	Via Christi Hospital Pittsburg, Inc uses the policies established by Via Christi Health, Inc (VCH) VCH has established a common philosophy, strategy, and processes for executive compensation Through the oversight of the VCH Executive Compensation Committee, executive compensation is competitively positioned at its stated market position when compared to the compensation paid by relevant organizations (comparably-sized health systems, hospitals, and long-term care providers) VCH recognizes its responsibility to ensure that its executive compensation program is appropriate in view of its mission and tax-exempt status and that its compensation levels and expenditures are reasonable and not excessive To ensure these ends, the VCH Executive Compensation Committee has established and approved the executive compensation philosophy for VCH and all related entities It will also approve all changes in the compensation package for VCH executives in advance On an annual basis, the Committee conducts a comprehensive review of total compensation for all executives It also reviews and approves "off-cycle" compensation transactions as needed In their review, the Committee considers the following factors - Market data from independent compensation surveys and sources that reflect comparable positions in organizations of similar size and scope, - Difficulties in recruiting and retaining executives, - Skills, experience and performance history of individual executives, - Critical business or strategic issues that the organization may face, and - Market position for total compensation The adequacy, competitiveness, and cost of the VCH total executive compensation program are reviewed on an ongoing basis and changes are made as the Committee determines appropriate The executive compensation program will be maintained such that it will fall within the safe harbor guidelines established by the intermediate sanctions regulations The Committee also employs the services of an independent compensation consultant to prepare market analysis to aid and support the Committee's actions, provide documentation of market trends for budget setting purposes, review annual compensation changes to ensure "reasonableness" and provide attestation, and provide consultation on all executive compensation issues The Committee also relies on third-party validation of performance measures used in the determination of compensation
Form 990, Part VI, Section C, line 19	Via Christi Hospital Pittsburg, Inc's governing documents and Conflict of Interest Policy are available to the public upon request
Form 990, Part VII, Section A	Sister Marie Veronica Janousek receives compensation from Via Christi Hospital Wichita, Inc Her compensation is not paid directly to her but is paid to her religious order in accordance with her vow of poverty Sister Suzanne Daniel receives compensation from Via Christi Hospital Wichita, Inc Her compensation is not paid directly to her but is paid to her religious order in accordance with her vow of poverty
Form 990, Part IX, line 11g	Purchased Services Program service expenses 4,006,942 Management and general expenses 482,482 Fundraising expenses 0 Total expenses 4,489,424 Service Center Program service expenses -157,479 Management and general expenses 7,915,694 Fundraising expenses 0 Total expenses 7,758,215 Other Program service expenses 1,917,175 Management and general expenses 245,299 Fundraising expenses 0 Total expenses 2,162,474
Form 990, Part XI, line 9	Other Comp Income - Pension 1,423,412 Fair Market Value Adjustment -1,916,626



SCHEDULE R  
(Form 990)

Department of the Treasury  
Internal Revenue Service

**Related Organizations and Unrelated Partnerships**  
▶ **Complete if the organization answered "Yes" on Form 990, Part IV, line 33, 34, 35b, 36, or 37.**  
▶ **Attach to Form 990.** ▶ **See separate instructions.**  
▶ **Information about Schedule R (Form 990) and its instructions is at [www.irs.gov/form990](http://www.irs.gov/form990).**

OMB No 1545-0047

2013

Open to Public Inspection

Name of the organization  
Via Christi Hospital Pittsburg Inc

Employer identification number  
48-0543778

Part I Identification of Disregarded Entities Complete if the organization answered "Yes" on Form 990, Part IV, line 33.					
(a) Name, address, and EIN (if applicable) of disregarded entity	(b) Primary activity	(c) Legal domicile (state or foreign country)	(d) Total income	(e) End-of-year assets	(f) Direct controlling entity

Part II Identification of Related Tax-Exempt Organizations Complete if the organization answered "Yes" on Form 990, Part IV, line 34 because it had one or more related tax-exempt organizations during the tax year.							
(a) Name, address, and EIN of related organization	(b) Primary activity	(c) Legal domicile (state or foreign country)	(d) Exempt Code section	(e) Public charity status (if section 501(c)(3))	(f) Direct controlling entity	(g) Section 512(b)(13) controlled entity?	
						Yes	No
See Additional Data Table							

Part III

Identification of Related Organizations Taxable as a Partnership

Complete if the organization answered "Yes" on Form 990, Part IV, line 34 because it had one or more related organizations treated as a partnership during the tax year.

(a) Name, address, and EIN of related organization	(b) Primary activity	(c) Legal domicile (state or foreign country)	(d) Direct controlling entity	(e) Predominant income(related, unrelated, excluded from tax under sections 512- 514)	(f) Share of total income	(g) Share of end-of-year assets	(h) Disproprtionate allocations?		(i) Code V-UBI amount in box 20 of Schedule K-1 (Form 1065)	(j) General or managing partner?		(k) Percentage ownership
							Yes	No		Yes	No	
(1) Ambulatory Surgery Center LP  8200 E Thorn Drive Suite 300 Wichita, KS 67226 48-1114690	Surgery Center	KS	N/A									
(2) AMS Diagnostics LLC  8200 E Thorn Drive Suite 300 Wichita, KS 67226 48-1223653	Radiology Services	KS	N/A									
(3) Kansas Surgery and Recovery Center LLC  2770 North Webb Road Wichita, KS 67226 48-1148580	Surgery Center	KS	N/A									
(4) MR Imaging Center LLC  8200 E Thorn Drive Suite 300 Wichita, KS 67226 48-1000538	Imaging Center	KS	N/A									
(5) St Joseph MRI LLC  8200 E Thorn Drive Suite 300 Wichita, KS 67226 48-1007220	Imaging Center	KS	N/A									
(6) Mercy Imaging LLC  1823 College Avenue Manhattan, KS 66502 48-1251984	Radiology Services	KS	N/A									

Part IV

Identification of Related Organizations Taxable as a Corporation or Trust

Complete if the organization answered "Yes" on Form 990, Part IV, line 34 because it had one or more related organizations treated as a corporation or trust during the tax year.

(a) Name, address, and EIN of related organization	(b) Primary activity	(c) Legal domicile (state or foreign country)	(d) Direct controlling entity	(e) Type of entity (C corp, S corp, or trust)	(f) Share of total income	(g) Share of end-of- year assets	(h) Percentage ownership	(i) Section 512 (b)(13) controlled entity?	
								Yes	No
(1) Affiliated Medical Services Laboratory Inc  2916 E Central Wichita, KS 67214 48-1239522	Medical Laboratory	KS	N/A	C					No
(2) Integrated Healthcare Systems Inc  3311 East Murdock Wichita, KS 67208 48-0941549	Clinic Services	KS	N/A	C					No
(3) VCH Iowa PC Trust  8200 E Thorn Drive Suite 300 Wichita, KS 67226 27-6937322	Beneficiary Trust	IA	N/A	T					No
(4) VCH Iowa PC  8200 E Thorn Drive Suite 300 Wichita, KS 67226 27-3983977	Professional Association	IA	N/A	C					No
(5) Via Chnsti Clinic PA  3311 East Murdock Wichita, KS 67208 48-0993446	Professional Association	KS	N/A	C					No
(6) Sunflower Assurance Ltd  PO Box 1085 Grand Cayman KY1-1102 CJ 98-0223159	Insurance Company	CJ	N/A	C					No
(7) Via Chnsti Clinic Services Inc  8200 E Thorn Drive Suite 300 Wichita, KS 67226 27-3984287	Clinic Services	KS	N/A	C					No

Part V

Transactions With Related Organizations

Complete if the organization answered "Yes" on Form 990, Part IV, line 34, 35b, or 36.

**Note.** Complete line 1 if any entity is listed in Parts II, III, or IV of this schedule

**1** During the tax year, did the organization engage in any of the following transactions with one or more related organizations listed in Parts II-IV?

- a** Receipt of **(i)** interest **(ii)** annuities **(iii)** royalties or **(iv)** rent from a controlled entity
- b** Gift, grant, or capital contribution to related organization(s)
- c** Gift, grant, or capital contribution from related organization(s)
- d** Loans or loan guarantees to or for related organization(s)
- e** Loans or loan guarantees by related organization(s)

- f** Dividends from related organization(s)
- g** Sale of assets to related organization(s)
- h** Purchase of assets from related organization(s)
- i** Exchange of assets with related organization(s)
- j** Lease of facilities, equipment, or other assets to related organization(s)

- k** Lease of facilities, equipment, or other assets from related organization(s)
- l** Performance of services or membership or fundraising solicitations for related organization(s)
- m** Performance of services or membership or fundraising solicitations by related organization(s)
- n** Sharing of facilities, equipment, mailing lists, or other assets with related organization(s)
- o** Sharing of paid employees with related organization(s)

- p** Reimbursement paid to related organization(s) for expenses
- q** Reimbursement paid by related organization(s) for expenses

- r** Other transfer of cash or property to related organization(s)
- s** Other transfer of cash or property from related organization(s)

	Yes	No
1a		No
1b		No
1c	Yes	
1d	Yes	
1e		No
1f		No
1g		No
1h	Yes	
1i		No
1j		No
1k		No
1l	Yes	
1m	Yes	
1n		No
1o	Yes	
1p	Yes	
1q	Yes	
1r	Yes	
1s	Yes	

**2** If the answer to any of the above is "Yes," see the instructions for information on who must complete this line, including covered relationships and transaction thresholds

(a) Name of related organization	(b) Transaction type (a-s)	(c) Amount involved	(d) Method of determining amount involved
See Additional Data Table			

Provide the following information for each entity taxed as a partnership through which the organization conducted more than five percent of its activities (measured by total assets or gross revenue) that was not a related organization. See instructions regarding exclusion for certain investment partnerships.

[illegible]

Part VII

Supplemental Information

Provide additional information for responses to questions on Schedule R (see instructions)

Return Reference	Explanation
------------------	-------------

Additional Data

Software ID:

Software Version:

EIN: 48-0543778

Name: Via Christi Hospital Pittsburg Inc

Form 990, Schedule R, Part II - Identification of Related Tax-Exempt Organizations

(a) Name, address, and EIN of related organization	(b) Primary activity	(c) Legal domicile (state or foreign country)	(d) Exempt Code section	(e) Public charity status (if section 501(c)(3))	(f) Direct controlling entity	(g) Section 512 (b)(13) controlled entity?	
						Yes	No
(1) Ascension Health Alliance  4600 Edmundson Rd St Louis, MO 63134 45-3358926	National Health System	MO	Section 501(c)(3)	Schedule A, Line 11a	N/A		No
(1) Ascension Health  PO Box 45998 St Louis, MO 63145 31-1662309	National Health System	MO	Section 501(c)(3)	Schedule A, Line 11a	Ascension Health Alliance		No
(2) Via Christi Health Inc  8200 E Thorn Drive Suite 300 Wichita, KS 67226 48-1172107	Health System Parent	KS	Section 501(c)(3)	Schedule A, Line 11c	Ascension Health		No
(3) Via Christi Villages Inc  2622 W Central Suite 100 Wichita, KS 67203 48-0559086	Management Company	KS	Section 501(c)(3)	Schedule A, Line 11c	Via Christi Health Inc	Yes	
(4) Cornerstone Assisted Living Inc  2622 W Central Suite 100 Wichita, KS 67203 48-1241079	Retirement Home	KS	Section 501(c)(3)	Schedule A, Line 9	Via Christi Villages Inc	Yes	
(5) Via Christi Village Hays Inc  2225 Canterbury Drive Hays, KS 67601 20-2828680	Retirement Home	KS	Section 501(c)(3)	Schedule A, Line 9	Via Christi Villages Inc	Yes	
(6) Via Christi Care at Home Inc  2622 W Central Suite 100 Wichita, KS 67203 27-1889960	Health Agency	KS	Section 501(c)(3)	Schedule A, Line 9	Via Christi Villages Inc	Yes	
(7) Via Christi Healthcare Outreach Program for Elders Inc  2622 W Central Suite 101 Wichita, KS 67203 48-1236589	PACE Community Program	KS	Section 501(c)(3)	Schedule A, Line 9	Via Christi Villages Inc	Yes	
(8) Via Christi Village Georgetown Inc  1655 S Georgetown Wichita, KS 67218 48-1129325	Retirement Home	KS	Section 501(c)(3)	Schedule A, Line 9	Via Christi Villages Inc	Yes	
(9) Via Christi Village Manhattan Inc  2800 Willow Grove Road Manhattan, KS 66502 48-1078862	Retirement Home	KS	Section 501(c)(3)	Schedule A, Line 9	Via Christi Villages Inc	Yes	
(10) Via Christi Village McLean Inc  777 N McLean Blvd Wichita, KS 67203 48-1247723	Retirement Home	KS	Section 501(c)(3)	Schedule A, Line 9	Via Christi Villages Inc	Yes	
(11) Via Christi Village Pittsburg Inc  1502 E Centennial Drive Pittsburg, KS 66762 74-3070971	Retirement Home	KS	Section 501(c)(3)	Schedule A, Line 9	Via Christi Villages Inc	Yes	
(12) Via Christi Village Ponca City Inc  1601 Academy Road Ponca City, OK 74604 73-1153337	Retirement Home	OK	Section 501(c)(3)	Schedule A, Line 9	Via Christi Villages Inc	Yes	
(13) Mount Carmel Foundation Inc  1 Mt Carmel Way Pittsburg, KS 66762 48-0961283	Foundation	KS	Section 501(c)(3)	Schedule A, Line 11a	Via Christi Hospital Pittsburg Inc	Yes	
(14) Via Christi Health Alliance in Accountable Care Inc  8200 E Thorn Drive Suite 300 Wichita, KS 67226 46-2872857	ACO	KS			Via Christi Health Inc	Yes	
(15) Via Christi Hospital Wichita St Teresa Inc  14800 W St Teresa Wichita, KS 67235 27-1965272	Hospital	KS	Section 501(c)(3)	Schedule A, Line 3	Via Christi Health Inc	Yes	
(16) Via Christi Hospitals Wichita Inc  929 N Saint Francis Wichita, KS 67214 48-1172106	Hospital	KS	Section 501(c)(3)	Schedule A, Line 3	Via Christi Health Inc	Yes	
(17) Gerard House Inc  3144 N Hood Wichita, KS 67204 48-1049532	Hospital Support	KS	Section 501(c)(3)	Schedule A, Line 9	Via Christi Hospitals Wichita Inc	Yes	
(18) Via Christi Rehabilitation Hospital Inc  1151 N Rock Road Wichita, KS 67206 48-1158274	Rehabilitation Hospital	KS	Section 501(c)(3)	Schedule A, Line 3	Via Christi Hospitals Wichita Inc	Yes	
(19) Via Christi Property Services Inc  8200 E Thorn Drive Suite 300 Wichita, KS 67226 48-0948571	Property Management	KS	Section 501(c)(4)	N/A	Via Christi Hospitals Wichita Inc	Yes	

Form 990, Schedule R, Part II - Identification of Related Tax-Exempt Organizations

(a) Name, address, and EIN of related organization	(b) Primary activity	(c) Legal domicile (state or foreign country)	(d) Exempt Code section	(e) Public charity status (if section 501(c) (3))	(f) Direct controlling entity	(g) Section 512 (b)(13) controlled entity?	
						Yes	No
(21) Via Christi Health Partners Inc  8200 E Thorn Drive Suite 300 Wichita, KS 67226 48-0958974	Management Company	KS	Section 501(c) (3)	Schedule A, Line 9	Via Christi Health Inc	Yes	
(1) Mercy Regional Health Center Inc  1823 College Avenue Manhattan, KS 66502 48-1186704	Hospital	KS	Section 501(c) (3)	Schedule A, Line 3	Via Christi Health Inc	Yes	
(2) Mercy Community Health Foundation Inc  PO Box 13 Manhattan, KS 66502 48-1152279	Foundation	KS	Section 501(c) (3)	Schedule A, Line 9	Mercy Regional Health Center Inc	Yes	
(3) Wamego Hospital Association Inc  711 Genn Drive Wamego, KS 66547 72-1526400	Hospital	KS	Section 501(c) (3)	Schedule A, Line 3	Mercy Regional Health Center Inc	Yes	
(4) Mercy Regional Home Medical Services LLC  2439 Claflin Road Manhattan, KS 66502 43-2024491	Medical Equipment	KS	Section 501(c) (3)	Schedule A, Line 9	Mercy Regional Health Center Inc	Yes	
(5) Salina Regional Home Medical Services LLC  520 South Santa Fe Ave Salina, KS 67401 43-1948057	Medical Equipment	KS	Section 501(c) (3)	Schedule A, Line 9	Salina Regional Health Center Inc		No

Form 990, Schedule R, Part V - Transactions With Related Organizations

(a) Name of other organization	(b) Transaction type(a-s)	(c) Amount Involved	(d) Method of determining amount involved
Via Christi Health Inc	D	6,851,510	Actual Amount Transferred
Via Christi Health Inc	H	305,902	Actual Amount Transferred
Via Christi Health Inc	L	60,782	Actual Amount Transferred
Via Christi Health Inc	O	80,130	Actual Amount Transferred
Via Christi Health Inc	P	3,671,724	Actual Amount Transferred
Via Christi Health Inc	Q	27,980,092	Actual Amount Transferred
Via Christi Health Inc	S	10,397,681	Actual Amount Transferred
Via Christi Hospitals Wichita Inc	M	78,230	Actual Amount Transferred
Via Christi Hospitals Wichita Inc	P	278,383	Actual Amount Transferred
Via Christi Hospitals Wichita Inc	S	327,496	Actual Amount Transferred
Mt Carmel Foundation Inc	Q	85,722	Actual Amount Transferred



Form **4562**  
Department of the Treasury  
Internal Revenue Service (99)

Depreciation and Amortization  
(Including Information on Listed Property)

▶ See separate instructions.    ▶ Attach to your tax return.

OMB No 1545-0172

**2013**

Attachment  
Sequence No **179**

Name(s) shown on return Via Christi Hospital Pittsburg Inc	Business or activity to which this form relates	<b>Identifying number</b>  48-0543778
---	---	---

Part I Election To Expense Certain Property Under Section 179

Note: If you have any listed property, complete Part V before you complete Part I.

1	Maximum amount (see instructions)	1	500,000
2	Total cost of section 179 property placed in service (see instructions)	2	
3	Threshold cost of section 179 property before reduction in limitation (see instructions)	3	2,000,000
4	Reduction in limitation Subtract line 3 from line 2 If zero or less, enter -0-	4	
5	Dollar limitation for tax year Subtract line 4 from line 1 If zero or less, enter -0- If married filing separately, see instructions	5	

6	(a) Description of property	(b) Cost (business use only)	(c) Elected cost	
7	Listed property Enter the amount from line 29	7		
8	Total elected cost of section 179 property Add amounts in column (c), lines 6 and 7	8		
9	Tentative deduction Enter the smaller of line 5 or line 8	9		
10	Carryover of disallowed deduction from line 13 of your 2012 Form 4562	10		
11	Business income limitation Enter the smaller of business income (not less than zero) or line 5 (see instructions)	11		
12	Section 179 expense deduction Add lines 9 and 10, but do not enter more than line 11	12		
13	Carryover of disallowed deduction to 2014 Add lines 9 and 10, less line 12	13		

Note: Do not use Part II or Part III below for listed property. Instead, use Part V.

Part II Special Depreciation Allowance and Other Depreciation (Do not include listed property ) (See instructions )

14	Special depreciation allowance for qualified property (other than listed property) placed in service during the tax year (see instructions)	14	
15	Property subject to section 168(f)(1) election	15	
16	Other depreciation (including ACRS)	16	

Part III MACRS Depreciation (Do not include listed property.) (See instructions.)

Section A

17	MACRS deductions for assets placed in service in tax years beginning before 2013	17	
18	If you are electing to group any assets placed in service during the tax year into one or more general asset accounts, check here		

Section B—Assets Placed in Service During 2013 Tax Year Using the General Depreciation System

(a) Classification of property	(b) Month and year placed in service	(c) Basis for depreciation (business/investment use only—see instructions)	(d) Recovery period	(e) Convention	(f) Method	(g) Depreciation deduction
19a 3-year property						
b 5-year property						
c 7-year property						
d 10-year property						
e 15-year property						
f 20-year property						
g 25-year property			25 yrs		S/L	
h Residential rental property			27 5 yrs	MM	S/L	
			27 5 yrs	MM	S/L	
i Nonresidential real property			39 yrs	MM	S/L	
				MM	S/L	

Section C—Assets Placed in Service During 2013 Tax Year Using the Alternative Depreciation System

20a Class life					S/L	
b 12-year			12 yrs		S/L	
c 40-year			40 yrs	MM	S/L	

Part IV Summary (see instructions.)

21	Listed property Enter amount from line 28	21	
22	Total. Add amounts from line 12, lines 14 through 17, lines 19 and 20 in column (g), and line 21 Enter here and on the appropriate lines of your return Partnerships and S corporations—see instructions	22	177
23	For assets shown above and placed in service during the current year, enter the portion of the basis attributable to section 263A costs	23	

Part V

Listed Property (Include automobiles, certain other vehicles, certain computers, and property used for entertainment, recreation, or amusement.)  
**Note:** For any vehicle for which you are using the standard mileage rate or deducting lease expense, complete **only** 24a, 24b, columns (a) through (c) of Section A, all of Section B, and Section C if applicable.

Section A—Depreciation and Other Information (Caution: See the instructions for limits for passenger automobiles.)

24a Do you have evidence to support the business/investment use claimed? <input type="checkbox"/> Yes <input type="checkbox"/> No						24b If "Yes," is the evidence written? <input type="checkbox"/> Yes <input type="checkbox"/> No		
(a) Type of property (list vehicles first)	(b) Date placed in service	(c) Business/ investment use percentage	(d) Cost or other basis	(e) Basis for depreciation (business/investment use only)	(f) Recovery period	(g) Method/ Convention	(h) Depreciation/ deduction	(i) Elected section 179 cost
25Special depreciation allowance for qualified listed property placed in service during the tax year and used more than 50% in a qualified business use (see instructions)							25	
26 Property used more than 50% in a qualified business use								
		%						
		%						
		%						
27 Property used 50% or less in a qualified business use								
		%				S/L -		
		%				S/L -		
		%				S/L -		
28 Add amounts in column (h), lines 25 through 27 Enter here and on line 21, page 1						28		
29 Add amounts in column (i), line 26 Enter here and on line 7, page 1							29	

Section B—Information on Use of Vehicles

Complete this section for vehicles used by a sole proprietor, partner, or other "more than 5% owner," or related person  
If you provided vehicles to your employees, first answer the questions in Section C to see if you meet an exception to completing this section for those vehicles

30 Total business/investment miles driven during the year ( <b>do not</b> include commuting miles)	(a) Vehicle 1		(b) Vehicle 2		(c) Vehicle 3		(d) Vehicle 4		(e) Vehicle 5		(f) Vehicle 6	
31 Total commuting miles driven during the year												
32 Total other personal(noncommuting) miles driven												
33 Total miles driven during the year Add lines 30 through 32												
34 Was the vehicle available for personal use during off-duty hours?	Yes	No	Yes	No	Yes	No	Yes	No	Yes	No	Yes	No
35 Was the vehicle used primarily by a more than 5% owner or related person?												
36 Is another vehicle available for personal use?												

Section C—Questions for Employers Who Provide Vehicles for Use by Their Employees

Answer these questions to determine if you meet an exception to completing Section B for vehicles used by employees who **are not** more than 5% owners or related persons (see instructions)

37 Do you maintain a written policy statement that prohibits all personal use of vehicles, including commuting, by your employees?	Yes	No
38 Do you maintain a written policy statement that prohibits personal use of vehicles, except commuting, by your employees? See the instructions for vehicles used by corporate officers, directors, or 1% or more owners		
39 Do you treat all use of vehicles by employees as personal use?		
40 Do you provide more than five vehicles to your employees, obtain information from your employees about the use of vehicles, and retain the information received?		
41 Do you meet the requirements concerning qualified automobile demonstration use? (See instructions )		
<b>Note:</b> If your answer to 37, 38, 39, 40, or 41 is "Yes," do not complete Section B for the covered vehicles		

Part VI Amortization

(a) Description of costs	(b) Date amortization begins	(c) Amortizable amount	(d) Code section	(e) Amortization period or percentage	(f) Amortization for this year
42 Amortization of costs that begins during your 2013 tax year (see instructions)					
43 Amortization of costs that began before your 2013 tax year				43	
44 <b>Total.</b> Add amounts in column (f) See the instructions for where to report				44	

CONSOLIDATED FINANCIAL  
STATEMENTS AND SUPPLEMENTARY  
INFORMATION

Ascension Health Alliance  
d/b/a Ascension  
Years Ended June 30, 2014 and 2013  
With Reports of Independent Auditors

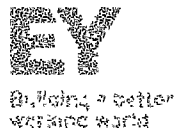
# Ascension

## Consolidated Financial Statements and Supplementary Information

Years Ended June 30, 2014 and 2013

### Contents

Report of Independent Auditors.....	1
Consolidated Financial Statements	
Consolidated Balance Sheets .....	3
Consolidated Statements of Operations and Changes in Net Assets .....	5
Consolidated Statements of Cash Flows.....	7
Notes to Consolidated Financial Statements.....	9
Supplementary Information	
Report of Independent Auditors on Supplementary Information .....	66
Schedule of Net Cost of Providing Care of Persons Living in Poverty and Other Community Benefit Programs .....	67
Credit Group Consolidated Balance Sheets as of June 30, 2014 and 2013 .....	68
Credit Group Consolidated Statements of Operations and Changes in Net Assets for the Years Ended June 30, 2014.....	70
Schedule of Credit Group Cash and Investments .....	72
Schedule of Credit Group Statistical Information .....	73



## Report of Independent Auditors

The Board of Directors  
Ascension Health Alliance d/b/a Ascension

We have audited the accompanying consolidated financial statements of Ascension Health Alliance d/b/a Ascension, which comprise the consolidated balance sheets as of June 30, 2014 and 2013, and the related consolidated statements of operations and changes in net assets and cash flows for the years then ended, and the related notes to the consolidated financial statements.

### **Management's Responsibility for the Financial Statements**

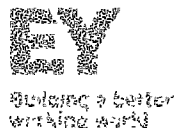
Management is responsible for the preparation and fair presentation of these financial statements in conformity with U.S. generally accepted accounting principles; this includes the design, implementation, and maintenance of internal control relevant to the preparation and fair presentation of financial statements that are free of material misstatement, whether due to fraud or error.

### **Auditor's Responsibility**

Our responsibility is to express an opinion on these financial statements based on our audits. We conducted our audits in accordance with auditing standards generally accepted in the United States. Those standards require that we plan and perform the audit to obtain reasonable assurance about whether the financial statements are free of material misstatement.

An audit involves performing procedures to obtain audit evidence about the amounts and disclosures in the financial statements. The procedures selected depend on the auditor's judgment, including the assessment of the risks of material misstatement of the financial statements, whether due to fraud or error. In making those risk assessments, the auditor considers internal control relevant to the entity's preparation and fair presentation of the financial statements in order to design audit procedures that are appropriate in the circumstances, but not for the purpose of expressing an opinion on the effectiveness of the entity's internal control. Accordingly, we express no such opinion. An audit also includes evaluating the appropriateness of accounting policies used and the reasonableness of significant accounting estimates made by management, as well as evaluating the overall presentation of the financial statements.

We believe that the audit evidence we have obtained is sufficient and appropriate to provide a basis for our audit opinion.



## Opinion

In our opinion, the financial statements referred to above present fairly, in all material respects, the consolidated financial position of Ascension Health d/b/a Ascension at June 30, 2014 and 2013, and the consolidated results of their operations and their cash flows for the years then ended in conformity with U.S. generally accepted accounting principles.

*Ernst & Young LLP*

September 11, 2014

# Ascension

## Consolidated Balance Sheets (Dollars in Thousands)

	June 30,	
	2014	2013
<b>Assets</b>		
Current assets		
Cash and cash equivalents	\$ 618,418	\$ 753,555
Short-term investments	109,081	113,825
Accounts receivable, less allowance for doubtful accounts (\$1,260,407 and \$1,297,609 at June 30, 2014 and 2013, respectively)	2,419,616	2,292,521
Inventories	332,739	297,233
Due from brokers (see Notes 4 and 5)	343,757	178,380
Estimated third-party payor settlements	236,559	119,379
Other (see Notes 4 and 5)	562,367	1,026,397
Total current assets	4,622,537	4,781,290
Long-term investments (see Notes 4 and 5)	15,327,255	14,156,447
Property and equipment, net	8,410,629	8,274,854
Other assets		
Investment in unconsolidated entities	649,888	628,772
Capitalized software costs, net	778,705	718,122
Other	1,509,849	1,487,886
Total other assets	2,938,442	2,834,780
Total assets	\$ 31,298,863	\$ 30,047,371

	June 30,	
	2014	2013
<b>Liabilities and net assets</b>		
Current liabilities		
Current portion of long-term debt	\$ 91,532	\$ 89,869
Long-term debt subject to short-term remarketing arrangements*	1,345,530	1,187,125
Accounts payable and accrued liabilities	2,293,663	2,278,242
Estimated third-party payor settlements	450,054	455,432
Due to brokers (see Notes 4 and 5)	332,169	493,420
Current portion of self-insurance liabilities	226,856	210,115
Other (see Notes 4 and 5)	274,645	639,566
Total current liabilities	5,014,449	5,353,769
Noncurrent liabilities		
Long-term debt (senior and subordinated)	4,994,913	5,278,304
Self-insurance liabilities	541,859	553,706
Pension and other postretirement liabilities	428,679	554,368
Other (see Notes 4 and 5)	1,343,826	1,178,597
Total noncurrent liabilities	7,309,277	7,564,975
Total liabilities	12,323,726	12,918,744
Net assets		
Unrestricted		
Controlling interest	16,736,190	14,986,302
Noncontrolling interests	1,656,106	1,592,356
Unrestricted net assets	18,392,296	16,578,658
Temporarily restricted	391,226	375,054
Permanently restricted	191,615	174,915
Total net assets	18,975,137	17,128,627
Total liabilities and net assets	\$ 31,298,863	\$ 30,047,371

\*Consists of variable rate demand bonds with put options that may be exercised at the option of the bondholders with stated repayment installments through 2047 as well as certain serial mode bonds with scheduled remarketing mandatory tender dates occurring prior to June 30, 2015. In the event that bonds are not remarketed upon the exercise of put options or the scheduled mandatory tenders, management would utilize other sources to access the necessary liquidity. Potential sources include liquidating investments, drawing upon the \$1 billion line of credit, and issuing commercial paper. The commercial paper program is supported by the \$1 billion line of credit.

*The accompanying notes are an integral part of the consolidated financial statements*



# Ascension

## Consolidated Statements of Operations and Changes in Net Assets (Dollars in Thousands)

	Year Ended June 30,	
	2014	2013
Operating revenue		
Net patient service revenue	\$ 19,193,307	\$ 16,326,684
Less provision for doubtful accounts	1,273,354	1,124,409
Net patient service revenue, less provision for doubtful accounts	17,919,953	15,202,275
Other revenue	2,229,767	1,334,623
Total operating revenue	20,149,720	16,536,898
Operating expenses		
Salaries and wages	8,202,294	6,974,951
Employee benefits	1,747,739	1,528,119
Purchased services	1,210,276	955,440
Professional fees	1,279,459	1,093,446
Supplies	2,822,102	2,334,427
Insurance	128,535	109,178
Interest	194,616	150,877
Depreciation and amortization	899,389	730,757
Other	2,901,859	2,140,182
Total operating expenses before impairment, restructuring and nonrecurring losses, net	19,386,269	16,017,377
Income from operations before self-insurance trust fund investment return and impairment, restructuring, and nonrecurring losses, net	763,451	519,521
Self-insurance trust fund investment return	66,174	34,985
Impairment, restructuring and nonrecurring losses, net	(223,834)	(103,344)
Income from operations	605,791	451,162
Nonoperating gains (losses)		
Investment return	1,515,819	736,300
Loss on extinguishment of debt	(1,605)	(4,079)
(Loss) gain on interest rate swaps	(6,020)	53,746
Income from unconsolidated entities	5,539	8,544
Contributions from business combinations, net	—	2,021,963
Other	(63,119)	(69,524)
Total nonoperating gains, net	1,450,614	2,746,950
Excess of revenues and gains over expenses and losses	2,056,405	3,198,112
Less noncontrolling interests	245,893	131,184
Excess of revenues and gains over expenses and losses attributable to controlling interest	1,810,512	3,066,928

*Continued on next page*

# Ascension

## Consolidated Statements of Operations and Changes in Net Assets (continued) (Dollars in Thousands)

	Year Ended June 30,	
	2014	2013
Unrestricted net assets, controlling interest		
Excess of revenues and gains over expenses and losses	\$ 1,810,512	\$ 3,066,928
Transfers to sponsors and other affiliates, net	(6,566)	(9,152)
Contributed net assets	(1,534)	(1,050)
Membership interest changes, net	45,255	—
Net assets released from restrictions for property acquisitions	62,537	65,706
Pension and other postretirement liability adjustments	23,990	76,483
Change in unconsolidated entities' net assets	4,571	23,295
Other	(24,514)	4,507
Increase in unrestricted net assets, controlling interest, before loss from discontinued operations	1,914,251	3,226,717
Loss from discontinued operations	(164,363)	(76,829)
Increase in unrestricted net assets, controlling interest	1,749,888	3,149,888
Unrestricted net assets, noncontrolling interests		
Excess of revenues and gains over expenses and losses	245,893	131,184
Distributions of capital	(531,159)	(829,989)
Contributions of capital	401,546	1,579,187
Membership interest changes, net	(52,530)	—
Contributions from business combinations	—	64,738
Increase in unrestricted net assets, noncontrolling interests	63,750	945,120
Temporarily restricted net assets, controlling interest		
Contributions and grants	99,885	88,841
Investment return	31,292	17,232
Net assets released from restrictions	(115,353)	(108,193)
Contributions from business combinations	—	44,201
Other	348	1,088
Increase in temporarily restricted net assets, controlling interest	16,172	43,169
Permanently restricted net assets, controlling interest		
Contributions	10,405	2,664
Investment return	7,942	1,598
Contributions from business combinations	—	67,846
Other	(1,647)	(368)
Increase in permanently restricted net assets, controlling interest	16,700	71,740
Increase in net assets	1,846,510	4,209,917
Net assets, beginning of year	17,128,627	12,918,710
Net assets, end of year	\$ 18,975,137	\$ 17,128,627

*The accompanying notes are an integral part of the consolidated financial statements*

# Ascension

## Consolidated Statements of Cash Flows (Dollars in Thousands)

	Year Ended June 30,	
	2014	2013
<b>Operating activities</b>		
Increase in net assets	\$ 1,846,510	\$ 4,209,917
Adjustments to reconcile increase in net assets to net cash provided by operating activities		
Depreciation and amortization	899,389	730,757
Amortization of bond premiums	(22,497)	(13,948)
Loss on extinguishment of debt	1,605	4,079
Provision for doubtful accounts	1,275,961	1,128,717
Pension and other postretirement liability adjustments	(23,990)	(76,483)
Contributed net assets	1,534	1,050
Contributions from business combinations	—	(1,742,900)
Interest, dividends, and net (gains) losses on investments	(1,621,227)	(790,115)
Change in market value of interest rate swaps	1,880	(61,349)
Deferred gain on interest rate swaps	(303)	(303)
Gain on sale of assets, net	(25,556)	(4,008)
Impairment and nonrecurring expenses	30,353	17,259
Transfers to sponsor and other affiliates, net	6,566	9,152
Restricted contributions, investment return, and other	(122,232)	(98,755)
Other restricted activity	6,362	15,965
Nonoperating depreciation expense	234	317
(Increase) decrease in		
Short-term investments	4,744	212,624
Accounts receivable	(1,393,667)	(1,134,828)
Inventories and other current assets	437,913	(213,753)
Due from brokers	(165,377)	610,891
Investments classified as trading	466,353	(959,888)
Other assets	(186,983)	(182,693)
Increase (decrease) in		
Accounts payable and accrued liabilities	(685)	(2,009)
Estimated third-party payor settlements, net	(124,475)	30,604
Due to brokers	(161,251)	(387,193)
Other current liabilities	(357,167)	91,435
Self-insurance liabilities	4,894	(15,342)
Other noncurrent liabilities	60,731	(153,420)
Net cash provided by continuing operating activities	839,619	1,225,780
Net cash provided by (used in) and adjustments to reconcile change in net assets for discontinued operations, including write-down of assets	126,554	(19,386)
Net cash provided by operating activities	966,173	1,206,394

Continued on next page

## Ascension

### Consolidated Statements of Cash Flows (continued) (Dollars in Thousands)

	Year Ended June 30,	
	2014	2013
<b>Investing activities</b>		
Property, equipment, and capitalized software additions, net	\$ (1,102,680)	\$ (871,203)
Proceeds from sale of property and equipment	15,594	26,321
Net cash used in investing activities	(1,087,086)	(844,882)
<b>Financing activities</b>		
Issuance of long-term debt	512,231	1,228,995
Repayment of long-term debt	(606,502)	(1,235,850)
(Increase) decrease in assets under bond indenture agreements	(17,506)	20,577
Transfers to sponsors and other affiliates, net	(24,679)	(26,112)
Restricted contributions, investment return, and other	122,232	98,755
Net cash (used in) provided by financing activities	(14,224)	86,365
Net (decrease) increase in cash and cash equivalents	(135,137)	447,877
Cash and cash equivalents at beginning of year	753,555	305,678
Cash and cash equivalents at end of year	<u>\$ 618,418</u>	<u>\$ 753,555</u>

*The accompanying notes are an integral part of the consolidated financial statements*

# Ascension

## Notes to Consolidated Financial Statements (Dollars in Thousands)

June 30, 2014

### 1. Organization and Mission

#### Organizational Structure

Ascension Health Alliance, d/b/a Ascension (Ascension), is a Missouri nonprofit corporation formed on September 13, 2011. Ascension is the sole corporate member and parent organization of Ascension Health, a Catholic national health system consisting primarily of nonprofit corporations that own and operate local healthcare facilities, or Health Ministries, located in 23 of the United States and the District of Columbia.

Ascension serves as the member or shareholder of various subsidiaries as listed below:

- AH Holdings, LLC, d/b/a Ascension Holdings, LLC
- AHV Holding Company, LLC, d/b/a AV Holding Company
- Ascension Health
- Ascension Health Clinical Holdings, d/b/a Ascension Clinical Holdings
- Ascension Health Global Mission, d/b/a Ascension Global Mission
- Ascension Health Insurance, Ltd. (AHIL)
- Ascension Health – IS. Inc., d/b/a Ascension Information Services
- Ascension Health Resource and Supply Management Group, LLC d/b/a The Resource Group
- Ascension Health Leadership Academy, d/b/a Ascension Leadership Academy
- Ascension Health Ventures, d/b/a Ascension Ventures
- Ascension Investment Management, LLC (AIM)
- Ascension Alpha Fund, LLC, f/k/a CHIMCO Alpha Fund, LLC (Alpha Fund)
- Ascension Risk Services, LLC

Ascension and its member organizations are hereafter referred to collectively as the System.

Effective July 15, 2013, Ascension Health Leadership Academy, LLC, Ascension Health Global Mission and Ascension Health Clinical Holdings began doing business as Ascension Leadership Academy, Ascension Global Mission and Ascension Clinical Holdings, respectively. On July 17, 2013, AH Holdings, LLC began doing business as Ascension Holdings. Effective October 14, 2013, CHIMCO Alpha Fund, LLC was renamed Ascension Alpha Fund, LLC.

## Ascension

### Notes to Consolidated Financial Statements (continued) (Dollars in Thousands)

#### **1. Organization and Mission (continued)**

Effective November 4, 2013, Ascension Health Ventures, LLC was renamed Ascension Ventures, LLC and AHV Holding Company, LLC began doing business as AV Holding Company. Effective December 12, 2013, Ascension Health – IS, Inc. began doing business as Ascension Information Services. Effective January 1, 2014, Catholic Healthcare Investment Management Company (CHIMCO) transferred all of its business and assets to AIM, a limited liability company wholly owned by Ascension and CHIMCO's successor in interest.

#### **Sponsorship**

Ascension is sponsored by Ascension Sponsor, a Public Juridic Person. The Participating Entities of Ascension Sponsor are the Daughters of Charity of St. Vincent de Paul, St. Louise Province; the Congregation of St. Joseph; the Congregation of the Sisters of St. Joseph of Carondelet; the Congregation of Alexian Brothers of the Immaculate Conception Province, Inc. – American Province; and the Sisters of the Sorrowful Mother of the Third Order of St. Francis of Assisi – US/Caribbean Province. As more fully described in the Organizational Changes note, Marian Health System, which was previously sponsored by the Sisters of the Sorrowful Mother of the Third Order of St. Francis of Assisi – US/Caribbean Province, became part of Ascension Health on April 1, 2013.

#### **Mission**

The System directs its governance and management activities toward strong, vibrant, Catholic Health Ministries united in service and healing, and dedicates its resources to spiritually centered care which sustains and improves the health of the individuals and communities it serves. In accordance with the System's mission of service to those persons living in poverty and other vulnerable persons, each Health Ministry accepts patients regardless of their ability to pay. The System uses four categories to identify the resources utilized for the care of persons living in poverty and community benefit programs:

- Traditional charity care includes the cost of services provided to persons who cannot afford healthcare because of inadequate resources and/or who are uninsured or underinsured.

## Ascension

### Notes to Consolidated Financial Statements (continued) (Dollars in Thousands)

#### 1. Organization and Mission (continued)

- Unpaid cost of public programs, excluding Medicare, represents the unpaid cost of services provided to persons covered by public programs for persons living in poverty and other vulnerable persons.
- Cost of other programs for persons living in poverty and other vulnerable persons includes unreimbursed costs of programs intentionally designed to serve the persons living in poverty and other vulnerable persons of the community, including substance abusers, the homeless, victims of child abuse, and persons with acquired immune deficiency syndrome.
- Community benefit consists of the unreimbursed costs of community benefit programs and services for the general community, not solely for the persons living in poverty, including health promotion and education, health clinics and screenings, and medical research.

Discounts are provided to all uninsured patients, including those with the means to pay. Discounts provided to those patients who did not qualify for assistance under charity care guidelines are not included in the cost of providing care of persons living in poverty and other community benefit programs. The cost of providing care to persons living in poverty and other community benefit programs is estimated by reducing charges forgone by a factor derived from the ratio of each entity's total operating expenses to the entity's billed charges for patient care.

Certain costs such as graduate medical education and certain other activities are excluded from total operating expenses for purposes of this computation.

The amount of traditional charity care provided, determined on the basis of cost, was \$580,606 and \$524,605 for the years ended June 30, 2014 and 2013, respectively. The amount of unpaid cost of public programs, cost of other programs for persons living in poverty and other vulnerable persons, and community benefit cost is reported in the accompanying supplementary information.

## Ascension

### Notes to Consolidated Financial Statements (continued) (Dollars in Thousands)

#### 2. Significant Accounting Policies

##### Principles of Consolidation

All corporations and other entities for which operating control is exercised by the System or one of its member corporations are consolidated, and all significant inter-entity transactions have been eliminated in consolidation. Investments in entities where the System does not have operating control are recorded under the equity or cost method of accounting. Income from unconsolidated entities is included in consolidated excess of revenues and gains over expenses and losses in the accompanying Consolidated Statements of Operations and Changes in Net Assets as follows:

	<b>Year Ended June 30,</b>	
	<b>2014</b>	<b>2013</b>
Other revenue	\$ 83,317	\$ 105,173
Nonoperating gains, net	5,539	8,544

##### Use of Estimates

Management has made estimates and assumptions that affect the reported amounts of certain assets, liabilities, revenues, and expenses. Actual results could differ from those estimates.

##### Fair Value of Financial Instruments

Carrying values of financial instruments classified as current assets and current liabilities approximate fair value. The fair values of other financial instruments are disclosed in the Fair Value Measurements note.

##### Cash and Cash Equivalents

Cash and cash equivalents consist of cash and interest-bearing deposits with original maturities of three months or less.



## Ascension

### Notes to Consolidated Financial Statements (continued) (Dollars in Thousands)

#### **2. Significant Accounting Policies (continued)**

##### **Short-Term Investments**

Short-term investments consist of investments with original maturities exceeding three months and up to one year.

##### **Inventories**

Inventories, consisting primarily of medical supplies and pharmaceuticals, are stated at the lower of cost or market value using first-in, first-out (FIFO) or a methodology that closely approximates FIFO.

##### **Long-Term Investments and Investment Return**

Investments, excluding investments in unconsolidated entities, are measured at fair value, are classified as trading securities, and include pooled short-term investment funds; U.S. government, state, municipal and agency obligations; corporate and foreign fixed income securities; asset-backed securities; and equity securities. Investments also include alternative investments and other investments which are valued based on the net asset value of the investments, as further discussed in the Fair Value Measurements note. Investments also include derivatives held by the Alpha Fund, also measured at fair value, as discussed in the Pooled Investment Fund note.

Long-term investments include assets limited as to use of approximately \$1,431,000 and \$1,311,000, at June 30, 2014 and 2013, respectively, comprised primarily of investments placed in trust and held by captive insurance companies for the payment of self-insured claims and investments which are limited as to use, as designated by donors.

Purchases and sales of investments are accounted for on a trade-date basis. Investment returns consist of dividends, interest, and gains and losses. The cost of substantially all securities sold is based on the average cost method. Investment returns on investments, excluding returns of self-insurance trust funds, are reported as nonoperating gains (losses) in the Consolidated Statements of Operations and Changes in Net Assets, unless the return is restricted by donor or law. Investment returns of self-insurance trust funds are reported as a separate component of income from operations in the Consolidated Statements of Operations and Changes in Net Assets.

## Ascension

### Notes to Consolidated Financial Statements (continued) (Dollars in Thousands)

#### 2. Significant Accounting Policies (continued)

##### Property and Equipment

Property and equipment are stated at cost or, if donated, at fair market value at the date of the gift. A summary of property and equipment at June 30, 2014 and 2013, is as follows:

	<b>June 30,</b>	
	<b>2014</b>	<b>2013</b>
Land and improvements	<b>\$ 880,352</b>	\$ 822,885
Buildings and equipment	<b>14,933,470</b>	14,427,322
	<b>15,813,822</b>	15,250,207
Less accumulated depreciation	<b>7,987,988</b>	7,436,307
	<b>7,825,834</b>	7,813,900
Construction in progress	<b>584,795</b>	460,954
Total property and equipment, net	<b>\$ 8,410,629</b>	\$ 8,274,854

Depreciation is determined on a straight-line basis over the estimated useful lives of the related assets. Depreciation expense in 2014 and 2013 was \$739,853 and \$620,177, respectively.

Several capital projects have remaining construction and related equipment purchase commitments of approximately \$301,000.

# Ascension

## Notes to Consolidated Financial Statements (continued) (Dollars in Thousands)

### 2. Significant Accounting Policies (continued)

#### Intangible Assets

Intangible assets primarily consist of goodwill and capitalized computer software costs, including internally developed software. Costs incurred in the development and installation of internal use software are expensed or capitalized depending on whether they are incurred in the preliminary project stage, application development stage, or post-implementation stage.

Intangible assets are included in the Consolidated Balance Sheets as presented in the table that follows. Capitalized software costs in the table below include software in progress of \$125,451 and \$99,048 at June 30, 2014 and 2013, respectively:

	<b>June 30,</b>	
	<b>2014</b>	<b>2013</b>
Capitalized software costs	<b>\$ 1,557,302</b>	\$ 1,388,880
Less accumulated amortization	<b>778,597</b>	670,758
Capitalized software costs, net	<b>778,705</b>	718,122
Goodwill	<b>181,490</b>	130,306
Other, net	<b>62,573</b>	71,440
Intangible assets included in other long-term assets	<b>244,063</b>	201,746
Total intangible assets, net	<b>\$ 1,022,768</b>	\$ 919,868

Intangible assets whose lives are indefinite, primarily goodwill, are not amortized and are evaluated for impairment at least annually, while intangible assets with definite lives, primarily capitalized computer software costs, are amortized over their expected useful lives. Amortization expense for these intangible assets in 2014 and 2013 was \$157,150 and \$108,633, respectively.

## Ascension

### Notes to Consolidated Financial Statements (continued)

*(Dollars in Thousands)*

#### **2. Significant Accounting Policies (continued)**

The System is in the midst of a significant multi-year, System-wide enterprise resource planning project, including information technology and process standardization (Symphony), which is expected to continue through fiscal year 2016. The project is anticipated to result in a transition to a common software product for various finance, information technology, procurement, and human resources management processes, including standardization of those processes throughout the System. Capitalized costs of Symphony were approximately \$320,000 and \$301,000 at June 30, 2014 and 2013, respectively, and are included in capitalized software costs in the preceding table. Certain costs of this project were also expensed. Beginning September 1, 2012, the software associated with Symphony was considered substantially complete and ready for its intended use and is amortized on a straight-line basis over its expected useful life. Accumulated amortization of Symphony was approximately \$55,000 and \$25,000 at June 30, 2014 and 2013, respectively. See the Impairment, Restructuring, and Nonrecurring Gains (Losses) discussion below for additional information about costs associated with Symphony.

#### **Noncontrolling Interests**

The consolidated financial statements include all assets, liabilities, revenues, and expenses of entities that are controlled by the System and therefore consolidated. Noncontrolling interests in the Consolidated Balance Sheets represent the portion of net assets owned by entities outside the System, for those entities in which the System's ownership interest is less than 100%.

#### **Temporarily and Permanently Restricted Net Assets**

Temporarily restricted net assets are those assets whose use by the System has been limited by donors to a specific time period or purpose. Permanently restricted net assets consist of gifts with corpus values that have been restricted by donors to be maintained in perpetuity, which include endowment funds. Temporarily restricted net assets and earnings on permanently restricted net assets, including earnings on endowment funds, are used in accordance with the donors' wishes, primarily to purchase equipment and to provide charity care and other health and educational services. Contributions with donor-imposed restrictions that are met in the same reporting period are reported as unrestricted.

Temporarily and permanently restricted net assets consist solely of controlling interests of the System.

## Ascension

### Notes to Consolidated Financial Statements (continued) (Dollars in Thousands)

#### **2. Significant Accounting Policies (continued)**

##### **Performance Indicator**

The performance indicator is the excess of revenues and gains over expenses and losses. Changes in unrestricted net assets that are excluded from the performance indicator primarily include pension and other postretirement liability adjustments, transfers to or from sponsors and other affiliates, net assets released from restrictions for property acquisitions, change in unconsolidated entities' net assets, discontinued operations, and contributions received of property and equipment.

##### **Operating and Nonoperating Activities**

The System's primary mission is to meet the healthcare needs in its market areas through a broad range of general and specialized healthcare services, including inpatient acute care, outpatient services, long-term care, and other healthcare services. Activities directly associated with the furtherance of this purpose are considered to be operating activities. Other activities that result in gains or losses peripheral to the System's primary mission are considered to be nonoperating. Additionally, contributions recognized in conjunction with business combination transactions are also classified as nonoperating.

##### **Net Patient Service Revenue, Accounts Receivable, and Allowance for Doubtful Accounts**

Net patient service revenue is reported at the estimated realizable amounts from patients, third-party payors, and others for services provided and includes estimated retroactive adjustments under reimbursement agreements with third-party payors. The System recognizes patient service revenue at the time services are rendered, even though the patient's ability to pay may not be completely assessed at that time. Revenue under certain third-party payor agreements is subject to audit, retroactive adjustments, and significant regulatory actions. Provisions for third-party payor settlements and adjustments are estimated in the period the related services are provided and adjusted in future periods as additional information becomes available and as final settlements are determined.

Laws and regulations governing the Medicare and Medicaid programs are complex and subject to interpretation. As a result, there is at least a possibility that recorded estimates will change by a material amount in the near term. Adjustments to revenue related to prior periods increased net patient service revenue by \$95,591 and \$55,340 for the years ended June 30, 2014 and 2013, respectively.

# Ascension

## Notes to Consolidated Financial Statements (continued) (Dollars in Thousands)

### 2. Significant Accounting Policies (continued)

The percentage of net patient service revenue, less provision for doubtful accounts earned by payor for the years ended June 30, 2014 and 2013, is as follows:

	<b>June 30,</b>	
	<b>2014</b>	<b>2013</b>
Medicare – traditional and managed	<b>36 %</b>	36 %
Medicaid – traditional and managed	<b>11</b>	11
Commercial and other managed care	<b>45</b>	45
Self-Pay and other	<b>8</b>	8
	<b>100 %</b>	100 %

The System grants credit without collateral to its patients, who are primarily local residents and are insured under third-party payor arrangements. Significant concentrations of accounts receivable, less allowance for doubtful accounts, at June 30, 2014 and 2013, are as follows:

	<b>June 30,</b>	
	<b>2014</b>	<b>2013</b>
Medicare – traditional and managed	<b>22 %</b>	22 %
Medicaid – traditional and managed	<b>9</b>	8
Commercial and other managed care	<b>45</b>	43
Self-Pay and other	<b>24</b>	27
	<b>100 %</b>	100 %

## Ascension

### Notes to Consolidated Financial Statements (continued)

*(Dollars in Thousands)*

#### **2. Significant Accounting Policies (continued)**

The provision for doubtful accounts is based upon management's assessment of expected net collections considering economic conditions, historical experience, trends in healthcare coverage, and other collection indicators. Periodically throughout the year, management assesses the adequacy of the allowance for doubtful accounts based upon historical write-off experience by payor category, including those amounts not covered by insurance. The results of this review are then used to make any modifications to the provision for doubtful accounts to establish an appropriate allowance for doubtful accounts. After satisfaction of amounts due from insurance and reasonable efforts to collect from the patient have been exhausted, the System follows established guidelines for placing certain past-due patient balances with collection agencies, subject to the terms of certain restrictions on collection efforts as determined by the System. Accounts receivable are written off after collection efforts have been followed in accordance with the System's policies.

The methodology for determining the allowance for doubtful accounts and related write-offs on uninsured patient accounts has remained consistent with the prior year. The System has not experienced material changes in write-off trends and has not materially changed its charity care policy in the current fiscal year.

#### **Impairment, Restructuring, and Nonrecurring Gains (Losses)**

Long-lived assets are reviewed for impairment whenever events or business conditions indicate the carrying amount of such assets may not be fully recoverable. Initial assessments of recoverability are based on estimates of undiscounted future net cash flows associated with an asset or group of assets. Where impairment is indicated, the carrying amount of these long-lived assets is reduced to fair value based on future discounted net cash flows or other estimates of fair value.

Nonrecurring expenses associated with Symphony include project management and process re-engineering costs, amortization expense for those Health Ministries not yet on Symphony, as well as costs to establish a shared service center and develop a business intelligence data warehouse. Costs associated with product deployment are recorded as nonrecurring gains (losses), and costs associated with product support are recorded as recurring operating expenses.

## Ascension

### Notes to Consolidated Financial Statements (continued) (Dollars in Thousands)

#### **2. Significant Accounting Policies (continued)**

During the year ended June 30, 2014, the System recorded total impairment, restructuring, and nonrecurring losses, net of \$223,834. This amount was comprised primarily of \$163,293 of nonrecurring expenses associated with Symphony, one-time termination benefits and other restructuring expenses of \$26,012, impairment expenses of \$23,120, and other nonrecurring expenses of \$11,409.

During the year ended June 30, 2013, the System recorded total impairment, restructuring, and nonrecurring losses, net of \$103,344. This amount was comprised primarily of \$113,193 of nonrecurring expenses associated with Symphony, one-time termination benefits and other restructuring expenses of \$57,470, and impairment and other nonrecurring expenses of \$4,998, partially offset by pension curtailment gains of \$72,317, as discussed in the Retirement Plans note.

#### **Amortization**

Bond issuance costs, discounts, and premiums are amortized over the term of the bonds using a method approximating the effective interest method.

Capitalized software, including internally developed software, is amortized on a straight-line basis over the expected useful life of the software.

#### **Income Taxes**

The member healthcare entities of the System are primarily tax-exempt organizations under Internal Revenue Code Section 501(c)(3) or Section 501(c)(2), and their related income is exempt from federal income tax under Section 501(a). The System accounts for uncertainty in income tax positions by applying a recognition threshold and measurement attribute for financial statement recognition and measurement of a tax position taken or expected to be taken in a tax return. The System has determined that no material unrecognized tax benefits or liabilities exist as of June 30, 2014.

At June 30, 2014, the System has deferred tax assets of approximately \$326,000 for federal and state income tax purposes primarily related to net operating loss carryforwards. A valuation allowance of approximately \$322,000 was recorded due to the uncertainty regarding use of the deferred tax assets.



## Ascension

### Notes to Consolidated Financial Statements (continued) (Dollars in Thousands)

#### 2. Significant Accounting Policies (continued)

##### Regulatory Compliance

Various federal and state agencies have initiated investigations regarding reimbursement claimed by certain members of the System. The investigations are in various stages of discovery, and the ultimate resolution of these matters, including the liabilities, if any, cannot be readily determined; however, in the opinion of management, the results of the investigations will not have a material adverse impact on the consolidated financial statements of the System.

##### Reclassifications

Certain reclassifications were made to the 2013 accompanying consolidated financial statements to conform to the 2014 presentation.

##### Adoption of New Accounting Standards

In December 2011, the Financial Accounting Standards Board (FASB) issued Accounting Standards Update (ASU) No. 2011-11, *Disclosures about Offsetting Assets and Liabilities*, an amendment to the accounting guidance for disclosures about offsetting assets and liabilities. In January 2013, the FASB issued ASU No. 2013-01, *Clarifying the Scope of Disclosures about Offsetting Assets and Liabilities*. These ASUs expand the disclosure requirements in that entities will be required to disclose both gross and net information about instruments and transactions eligible for offset in the balance sheet. Ascension adopted this collective guidance on July 1, 2013, which did not have a material impact on Ascension's consolidated financial statements for the year ended June 30, 2014. See the Derivative Instruments note for disclosures about offsetting assets and liabilities for the year ended June 30, 2014.

##### Subsequent Events

The System evaluates the impact of subsequent events, which are events that occur after the Consolidated Balance Sheet date but before the consolidated financial statements are issued, for potential recognition in the consolidated financial statements as of the Consolidated Balance Sheet date. For the year ended June 30, 2014, the System evaluated subsequent events through September 11, 2014, representing the date on which the accompanying audited consolidated financial statements were issued.

## Ascension

### Notes to Consolidated Financial Statements (continued) (Dollars in Thousands)

#### **2. Significant Accounting Policies (continued)**

In July 2014, the System signed two separate non-binding letters of intent to sell primarily all assets and liabilities and related operations of Ascension's operations in Kansas City, Missouri and Tucson, Arizona, as discussed in the Organizational Changes note.

In August 2014, Ascension Health signed an affiliation agreement to sell primarily all of the assets, liabilities and operations associated with Ascension's operations in Niagara Falls, New York to Catholic Health System, Inc. This transaction is intended to close during calendar year 2015, after obtaining all necessary approvals.

#### **3. Organizational Changes**

##### **Business Combinations**

###### *Marian Health System*

Effective April 1, 2013, Ascension Health, a subsidiary of the System, became the sole corporate member, through a non-cash business combination transaction, of three regional health systems that formerly comprised Marian Health System, Inc. (Marian Health System): Via Christi Health, Inc. (Via Christi Health), based in Wichita, Kansas; Ministry Health Care, Inc. (Ministry Health Care), based in Milwaukee, Wisconsin; and St. John Health System, Inc. (St. John Health), based in Tulsa, Oklahoma (collectively, the Marian Systems). Prior to this transaction, Marian Health System was the sole corporate member of Ministry Health Care and St. John Health, while Ascension Health and Marian Health System were the two corporate members of Via Christi Health.

Prior to April 1, 2013, the System accounted for its 50% interest in Via Christi Health under the equity method of accounting. The System's investment in Via Christi Health at March 31, 2013, was \$545,018, which was reported in the Consolidated Balance Sheet at that date in investment in unconsolidated entities. For the year ended June 30, 2013, the System's excess of revenues and gains over expenses and losses included \$34,141, representing the System's share of Via Christi Health's excess of revenues over expenses prior to the business combination transaction on April 1, 2013. The System's investment in Via Christi Health of \$545,018 at March 31, 2013, was derecognized on April 1, 2013, in conjunction with the accounting for the business combination transaction.

## Ascension

### Notes to Consolidated Financial Statements (continued)

*(Dollars in Thousands)*

#### 3. Organizational Changes (continued)

The fair values of the Marian Systems' net assets, by major type, that were recognized in the System's Consolidated Balance Sheet on April 1, 2013, were as follows. The valuation of these net assets was finalized during the year ended June 30, 2014, resulting in no material adjustments.

Net working capital	\$ 557,274
Intangible assets, including capitalized software	135,819
Property and equipment	1,950,739
Assets limited as to use	1,126,259
Investments and other long-term assets	1,125,652
Noncurrent liabilities assumed	<u>(2,144,948)</u>
Subtotal	2,750,795
Less: March 31, 2013 Investment in Via Christi Health	<u>(545,018)</u>
Fair value of net assets	<u><u>\$ 2,205,777</u></u>

The fair value of net assets of \$2,205,777 in the preceding table was recognized in the Consolidated Statement of Operations and Changes in Net Assets for the year ended June 30, 2013, as a nonoperating contribution from business combinations of \$2,028,992; contributions of temporarily and permanently restricted net assets of \$44,201 and \$67,846, respectively; and contributions of noncontrolling interests of \$64,738.

For the three months ended June 30, 2013, the System recognized revenues of the Marian Systems of \$1,049,259, and an excess of revenues and gains over expenses and losses of the Marian Systems of \$56,670, of which \$55,542 was attributable to controlling interest, with the remaining attributable to noncontrolling interests. Additionally, for the three months ended June 30, 2013, the System recognized an increase in unrestricted net assets – controlling interests, excluding the excess of revenues and gains over expenses and losses of \$56,670 above, of \$53,801; an increase in unrestricted net assets – noncontrolling interests of \$823; an increase in temporarily restricted net assets of \$915; and a decrease in permanently restricted net assets of \$56.

## Ascension

### Notes to Consolidated Financial Statements (continued) (Dollars in Thousands)

#### 3. Organizational Changes (continued)

The following unaudited pro forma financial information presents the combined results of operations of the System and the Marian Systems for the year ended June 30, 2013, as though the April 1, 2013 business combination transaction had occurred on July 1, 2011. This pro forma financial information is not necessarily indicative of the results of operations that would have occurred had the System and the Marian Systems constituted a single entity during this period, nor is it necessarily indicative of future operating results.

	<b>Year Ended June 30, 2013</b>
Total operating revenue	\$ 20,005,943
Excess of revenues and gains over expenses and losses	1,230,777
Increase in unrestricted net assets – controlling interest	1,307,542
Increase in unrestricted net assets – noncontrolling interests	879,585
Increase in temporarily restricted net assets	7,497
Increase in permanently restricted net assets	7,945

The excess of revenues and gains over expenses and losses and the increase in unrestricted net assets – controlling interest in the table above exclude the nonoperating contribution from the Marian Health System business combination of \$2,028,992 included in the Consolidated Statement of Operations and Changes in Net Assets for the year ended June 30, 2013. The pro forma excess of revenues and gains over expenses and losses above includes certain adjustments attributable to the April 1, 2013, business combination transaction.

In addition, the increases in unrestricted net assets – controlling interest, temporarily restricted net assets, and permanently restricted net assets in the table above exclude the contributions from business combinations reflected in the contributions of noncontrolling interests, and temporarily and permanently restricted net assets of \$64,738, \$44,201, and \$67,846, respectively.

## Ascension

### Notes to Consolidated Financial Statements (continued) (Dollars in Thousands)

#### **3. Organizational Changes (continued)**

##### *Mercy Regional Health Center, Inc*

On February 27, 2014 (transaction date), Via Christi Health, a subsidiary of Ascension Health, became the sole corporate member of Mercy Regional Health Center, Inc. (MRHC) through a membership transfer agreement with Memorial Hospital Association (MHA). Prior to the transaction date, Via Christi Health held a 50% controlling interest in MRHC, which it consolidated, with a noncontrolling interest recognized for the portion of MRHC held by MHA. On the transaction date, Via Christi Health paid cash of approximately \$7,300 to MHA in exchange for MHA's 50% interest valued at approximately \$52,530, along with contingent consideration, paid in the event of a sale or future change in control of either MRHC or Via Christi Health, or the dissolution of MRHC. As such, this contingent liability had a value of zero at June 30, 2014 and through September 11, 2014, the date of issuance of Ascension's consolidated financial statements. This transaction was accounted for as a \$45,255 increase in controlling interest and a corresponding \$52,530 decrease in noncontrolling interest in Ascension's Consolidated Statement of Operations and Changes in Net Assets for the year ended June 30, 2014.

#### **Divestitures and Discontinued Operations**

As of June 30, 2014, and through September 11, 2014, the date of issuance of Ascension's consolidated financial statements, the System is in discussions, and has signed related non-binding letters of intent, with certain third parties for the sale of primarily all assets, liabilities and operations, excluding certain non-acute care entities, associated with Ascension's operations in Kansas City, Missouri; Tucson, Arizona; and Niagara Falls, New York (entities held for sale). A noncontrolling interest in the operations in Tucson, Arizona, subsequent to the sale is expected to be retained. Completion of these proposed transactions is subject to due diligence and execution of final definitive agreements, including obtaining all necessary approvals.

## Ascension

### Notes to Consolidated Financial Statements (continued) (Dollars in Thousands)

#### **3. Organizational Changes (continued)**

Assets and liabilities intended to be sold are designated as assets and liabilities held for sale, and included within other assets and other liabilities, respectively, in the System's Consolidated Balance Sheets. Assets held for sale were \$431,404 and \$571,350 at June 30, 2014 and 2013, respectively, while liabilities held for sale were \$130,722 and \$142,707 at June 30, 2014 and 2013, respectively. Revenues of the entities held for sale were \$870,862 and \$862,838 for the years ended June 30, 2014 and 2013, respectively. Losses of the entities held for sale included in the Loss from discontinued operations in the Consolidated Statement of Operations and Changes in Net Assets were \$31,579 and \$74,892 for the years ended June 30, 2014 and 2013, respectively. Primarily all of the remaining loss from discontinued operations for the year ended June 30, 2014, was comprised of the write-down of assets in Tucson, Arizona, and Niagara Falls, New York, in conjunction with being classified as held for sale.

#### **Other**

In June 2014, Alexian Brothers Health System, a subsidiary of Ascension Health, signed a non-binding letter of intent to form a joint operating company with Adventist Midwest Health. Completion of this proposed transaction is subject to due diligence and execution of final definitive agreements, including obtaining all necessary approvals.

#### **4. Pooled Investment Fund**

At June 30, 2014 and 2013, a significant portion of the System's investments consists of the System's interest in the Alpha Fund, a limited liability company organized in the state of Delaware. Certain System assets continue to be held through the Ascension Legacy Portfolio, and subsequent to April 2012, the Ascension Legacy Portfolio no longer holds assets for unrelated entities. Additional System investments include those held and managed by the Health Ministries' and their consolidated foundations.

The Alpha Fund includes the investment interests of the System and other Alpha Fund members. AIM, a wholly owned subsidiary of the System, manages and serves as the manager and primary investment advisor of the Alpha Fund, overseeing the investment strategies offered to the Alpha Fund's members. AIM provides expertise in the areas of asset allocation, selection and monitoring of outside investment managers, and risk management. The Alpha Fund is consolidated in the System's financial statements.

## Ascension

### Notes to Consolidated Financial Statements (continued) (Dollars in Thousands)

#### 4. Pooled Investment Fund (continued)

The portion of the Alpha Fund's net assets representing interests held by entities other than the System are reflected in noncontrolling interests in the Consolidated Balance Sheets, which amount to \$1,490,082 and \$1,450,580 at June 30, 2014 and 2013, respectively.

The Alpha Fund invests in a diversified portfolio of investments including alternative investments, such as real asset funds, hedge funds, private equity funds, commodity funds, and private credit funds. Collectively, these funds have liquidity terms ranging from daily to annual with notice periods ranging from 1 to 180 days. Due to redemption restrictions, investments in certain of these funds, whose fair value was \$1,312,677 at June 30, 2014, cannot currently be redeemed. However, the potential for the Alpha Fund to sell its interest in these funds in a secondary market prior to the end of the fund term does exist.

The Alpha Fund's investments in certain alternative investment funds also include contractual commitments to provide capital contributions during the investment period, which is typically five years and can extend to the end of the fund term. During these contractual periods, investment managers may require the Alpha Fund to invest in accordance with the terms of the agreement. Commitments not funded during the investment period will expire and remain unfunded. As of June 30, 2014, contractual agreements of the Alpha Fund expire between July 2014 and December 2019. The remaining unfunded capital commitments of the Alpha Fund total approximately \$1,459,000 for 95 individual funds as of June 30, 2014. Due to the uncertainty surrounding whether the contractual commitments will require funding during the contractual period, future minimum payments to meet these commitments cannot be reasonably estimated. These committed amounts are expected to be primarily satisfied by the liquidation of existing investments in the Alpha Fund.

In the normal course of operations and within established Alpha Fund guidelines, the Alpha Fund may enter into various exchange-traded and over-the-counter derivative contracts for trading purposes, including futures, option, and forward contracts as well as warrants and swaps. These instruments are used primarily to adjust the portfolio duration, restructure term structure exposure, change sector exposure, and arbitrage market inefficiencies. See the Fair Value Measurements note for a discussion of how fair value for the Alpha Fund's derivatives is determined.

## Ascension

### Notes to Consolidated Financial Statements (continued) (Dollars in Thousands)

#### **4. Pooled Investment Fund (continued)**

At June 30, 2014 and 2013, the notional value of Alpha Fund derivatives outstanding was approximately \$2,377,000 and \$2,126,000, respectively. The fair value of Alpha Fund derivatives in an asset position was \$61,234 and \$35,404 at June 30, 2014 and 2013, respectively, while the fair value of Alpha Fund derivatives in a liability position was \$3,478 and \$84,249 at June 30, 2014 and 2013, respectively. These derivatives are included in long-term investments in the Consolidated Balance Sheets at June 30, 2014 and 2013.

The Alpha Fund also participates in a securities lending program, whereby a portion of the Alpha Fund's investments are loaned to selected established brokerage firms in return for cash and securities from the brokers as collateral for the investments loaned, usually on a short-term basis. The fair value of collateral held by the Alpha Fund associated with such lending agreements amounts to approximately \$3,000 and \$394,000 at June 30, 2014 and 2013, respectively, and is included in other current assets in the Consolidated Balance Sheets, while the liability associated with the obligation to repay such collateral is also approximately \$3,000 and \$394,000 at June 30, 2014 and 2013, respectively, and is included in other current liabilities in the Consolidated Balance Sheets. In addition, the Alpha Fund has liabilities for investments sold, not yet purchased, representing obligations of the Alpha Fund to purchase investments in the market at prevailing prices. The fair value of this Alpha Fund liability is approximately \$179,000 and \$7,000 at June 30, 2014 and 2013, respectively, and is included in other noncurrent liabilities in the Consolidated Balance Sheets.

Due from brokers and due to brokers on the Consolidated Balance Sheets at June 30, 2014 and 2013, represent the Alpha Fund's positions and amounts due from or to various brokers, primarily amounts for security transactions not yet settled, and cash held by brokers for securities sold, not yet purchased.



# Ascension

## Notes to Consolidated Financial Statements (continued) (Dollars in Thousands)

### 5. Cash and Investments

The System's cash and investments are reported in the Consolidated Balance Sheets as presented in the table that follows. Total cash and investments, net, includes both the System's membership interest in the Alpha Fund and the noncontrolling interests held by other Alpha Fund members. System unrestricted cash and investments, net, represent the System's cash and investments excluding the noncontrolling interests held by other Alpha Fund members and assets limited as to use.

	<b>June 30,</b>	
	<b>2014</b>	<b>2013</b>
Cash and cash equivalents	\$ 618,418	\$ 753,555
Short-term investments	109,081	113,825
Long-term investments	15,327,255	14,156,447
Subtotal	16,054,754	15,023,827
Other Alpha Fund assets and liabilities:		
In other current assets	30,671	459,050
In other long-term assets	2,641	2,785
In accounts payable and other accrued liabilities	(7,013)	(5,680)
In other current liabilities	(3,341)	(394,763)
In other noncurrent liabilities	(178,732)	(6,622)
Due to brokers, net	11,588	(315,040)
Total cash and investments, net	15,910,568	14,763,557
Less noncontrolling interests of Alpha Fund	1,490,082	1,450,580
System cash and investments, including assets limited as to use	14,420,486	13,312,977
Less assets limited as to use:		
Under bond indenture agreement	43,869	33,955
Self-insurance trust funds	759,388	728,621
Temporarily or permanently restricted	652,244	561,802
Total assets limited as to use	1,455,501	1,324,378
System unrestricted cash and investments, net	\$ 12,964,985	\$ 11,988,599

## Ascension

### Notes to Consolidated Financial Statements (continued) (Dollars in Thousands)

#### 5. Cash and Investments (continued)

At June 30, 2014 and 2013, the composition of cash and cash equivalents, short-term investments and long-term investments, which include certain assets limited as to use, is summarized as follows.

	<b>June 30,</b>	
	<b>2014</b>	<b>2013</b>
Cash and cash equivalents and short-term investments	\$ <b>828,020</b>	\$ 1,113,823
Pooled short-term investment funds	<b>302,436</b>	311,027
U.S. government, state, municipal and agency obligations	<b>3,301,360</b>	3,447,500
Corporate and foreign fixed income securities	<b>1,660,267</b>	1,664,001
Asset-backed securities	<b>978,429</b>	1,196,168
Equity securities	<b>3,318,063</b>	2,695,483
Alternative investments and other investments:		
Private equity and real estate funds	<b>1,039,704</b>	809,341
Hedge funds	<b>3,303,800</b>	2,860,776
Commodities funds and other investments	<b>1,322,675</b>	925,708
Total alternative investments and other investments	<b>5,666,179</b>	4,595,825
Total cash and cash equivalents, short-term investments, and long-term investments	<b>\$ 16,054,754</b>	\$ 15,023,827

As of June 30, 2014 and 2013, the System's membership interest in the Alpha Fund totaled \$12,500,448 and \$11,251,590, respectively. As of June 30, 2014 and 2013, the noncontrolling interest (see Note 2) in the Alpha Fund, representing interests held by entities other than the System, totaled \$1,490,082 and \$1,450,580, respectively.

Investment return recognized by the System for the years ended June 30, 2014 and 2013, is summarized in the following table. Total investment return includes the System's return in the Ascension Legacy Portfolio and the investment return of the Alpha Fund. System investment return represents the System's total investment return, net of the investment return earned by the noncontrolling interests of other Alpha Fund members.

## Ascension

### Notes to Consolidated Financial Statements (continued) (Dollars in Thousands)

#### 5. Cash and Investments (continued)

	<b>Year Ended June 30,</b>	
	<b>2014</b>	<b>2013</b>
Interest and dividends	\$ 203,975	\$ 169,797
Net gains on investments reported at fair value	1,378,018	601,488
Restricted investment return and unrealized gains, net	39,234	18,830
Total investment return	1,621,227	790,115
Less return earned by noncontrolling interests of Alpha Fund	193,400	106,039
System investment return	<u>\$ 1,427,827</u>	<u>\$ 684,076</u>

#### 6. Fair Value Measurements

The System categorizes, for disclosure purposes, assets and liabilities measured at fair value in the consolidated financial statements based upon whether the inputs used to determine their fair values are observable or unobservable. Observable inputs are inputs that are based on market data obtained from sources independent of the reporting entity. Unobservable inputs are inputs that reflect the reporting entity's own assumptions about pricing the asset or liability, based on the best information available in the circumstances.

In certain cases, the inputs used to measure fair value may fall into different levels of the fair value hierarchy. In such cases, an asset's or liability's level within the fair value hierarchy is based on the lowest level of input that is significant to the fair value measurement of the asset or liability. The System's assessment of the significance of a particular input to the fair value measurement in its entirety requires judgment and considers factors specific to the asset or liability.

## Ascension

### Notes to Consolidated Financial Statements (continued) (Dollars in Thousands)

#### 6. Fair Value Measurements (continued)

The System follows the three-level fair value hierarchy to categorize these assets and liabilities recognized at fair value at each reporting period, which prioritizes the inputs used to measure such fair values. Level inputs are defined as follows:

Level 1 – Quoted prices (unadjusted) that are readily available in active markets or exchanges for identical assets or liabilities on the reporting date.

Level 2 – Inputs other than quoted market prices included in Level 1 that are observable for the asset or liability, either directly or indirectly. Level 2 pricing inputs include prices quoted for similar assets and liabilities in active markets or exchanges or prices quoted for identical or similar assets and liabilities in markets that are not active. If the asset or liability has a specified (contractual) term, a Level 2 input must be observable for substantially the full term of the asset or liability.

Level 3 – Significant pricing inputs that are unobservable for the asset or liability, including assets or liabilities for which there is little, if any, market activity for such asset or liability. Inputs to the determination of fair value for Level 3 assets and liabilities require management judgment and estimation.

There were no significant transfers between Levels 1 and 2 during the years ended June 30, 2014 and 2013.

As of June 30, 2014 and 2013, the assets and liabilities listed in the fair value hierarchy tables below use the following valuation techniques and inputs:

#### *Cash and Cash Equivalents and Short-Term Investments*

Cash and cash equivalents and certain short-term investments include certificates of deposit, whose fair value is based on cost plus accrued interest. Significant observable inputs include security cost, maturity, and relevant short-term interest rates. Other short-term investments designated as Level 2 investments primarily consist of commercial paper, whose fair value is based on the income approach. Significant observable inputs include security cost, maturity, credit rating, interest rate, and par value.

## Ascension

### Notes to Consolidated Financial Statements (continued) (Dollars in Thousands)

#### **6. Fair Value Measurements (continued)**

##### *Pooled Short-term Investment Fund*

The pooled short-term investment fund is a short term exchange traded money market fund primarily invested in treasury securities.

##### *U S Government, State, Municipal, and Agency Obligations*

The fair value of investments in U.S. government, state, municipal, and agency obligations is primarily determined using techniques consistent with the income approach. Significant observable inputs to the income approach include data points for benchmark constant maturity curves and spreads.

##### *Corporate and Foreign Fixed Income Securities*

The fair value of investments in U.S. and international corporate bonds, including commingled funds that invest primarily in such bonds, and foreign government bonds is primarily determined using techniques that are consistent with the market approach. Significant observable inputs include benchmark yields, reported trades, observable broker-dealer quotes, issuer spreads, and security specific characteristics, such as early redemption options.

##### *Asset-backed Securities*

The fair value of U.S. agency and corporate asset-backed securities is primarily determined using techniques consistent with the income approach. Significant observable inputs include prepayment speeds and spreads, benchmark yield curves, volatility measures, and quotes.

##### *Equity Securities*

The fair value of investments in U.S. and international equity securities is primarily determined using techniques consistent with the market and income approaches. The values for underlying investments are fair value estimates determined by external fund managers based on quoted market prices, operating results, balance sheet stability, growth, dividend, dividend yield, and other business and market sector fundamentals.

## Ascension

### Notes to Consolidated Financial Statements (continued) (Dollars in Thousands)

#### **6. Fair Value Measurements (continued)**

##### *Alternative Investments and Other Investments*

Alternative investments consist of private equity, hedge funds, private equity funds, commodity funds, and real estate partnerships. The fair value of private equity is primarily determined using techniques consistent with both the market and income approaches, based on the System's estimates and assumptions in the absence of observable market data. The market approach considers comparable company, comparable transaction, and company-specific information, including but not limited to restrictions on disposition, subsequent purchases of the same or similar securities by other investors, pending mergers or acquisitions, and current financial position and operating results. The income approach considers the projected operating performance of the portfolio company.

The fair value of hedge funds, private equity funds, commodity funds, and real estate partnerships is primarily determined using net asset values, which approximate fair value, as determined by an external fund manager based on quoted market prices, operating results, balance sheet stability, growth, and other business and market sector fundamentals.

Other investments include derivative assets and derivative liabilities of the Alpha Fund, whose fair value is primarily determined using techniques consistent with the market approach. Significant observable inputs to valuation models include interest rates, Treasury yields, volatilities, credit spreads, maturity, and recovery rates.

##### *Securities Lending Collateral*

The fair value of collateral received under the Alpha Fund's securities lending program is valued using the calculated net asset value for the commingled fund in which the collateral is invested. The underlying investments in the commingled fund are valued using techniques consistent with the market approach, which uses significant observable market inputs such as available trade, quotes, benchmark curves, sector groupings, and matrix pricing.

## Ascension

### Notes to Consolidated Financial Statements (continued) (Dollars in Thousands)

#### **6. Fair Value Measurements (continued)**

##### *Benefit Plan Assets*

The fair value of benefit plan assets is based on original investment into a guaranteed pooled fund, plus guaranteed, annuity contract-based interest rates. Significant unobservable inputs to the guaranteed rate include the fair value and average duration of the portfolio of investments underlying annuity contract, the contract value, and the annualized weighted-average yield to maturity of the underlying investment portfolio.

##### *Interest Rate Swap Assets and Liabilities*

The fair value of interest rate swaps is primarily determined using techniques consistent with the market approach. Significant observable inputs to valuation models include interest rates, Treasury yields, volatilities, credit spreads, maturity, and recovery rates.

##### *Investments Sold, Not Yet Purchased*

The fair value of investments sold, not yet purchased is primarily determined using techniques consistent with the income approach. Significant observable inputs to the income approach include data points for benchmark, constant maturity curves, and spreads.

# Ascension

## Notes to Consolidated Financial Statements (continued) (Dollars in Thousands)

### 6. Fair Value Measurements (continued)

The following table summarizes fair value measurements, by level, at June 30, 2014, for all financial assets and liabilities measured at fair value on a recurring basis in the System's consolidated financial statements:

	Level 1	Level 2	Level 3	Total
<b>June 30, 2014</b>				
Cash and cash equivalents	\$ 351,934	\$ 3,398	\$ —	\$ 355,332
Short-term investments	44,193	23,804	293	68,290
Pooled short-term investment funds	302,436	—	—	302,436
U S government, state, municipal and agency obligations	—	3,301,360	—	3,301,360
Corporate and foreign fixed income securities	—	1,429,694	230,573	1,660,267
Asset-backed securities	—	878,508	99,921	978,429
Equity securities	3,079,815	186,670	51,578	3,318,063
Alternative investments and other investments				
Private equity and real estate funds	388	5,901	1,030,536	1,036,825
Hedge funds	—	—	3,303,800	3,303,800
Commodities funds and other investments	134	1,352	1,212,420	1,213,906
Assets not at fair value				<u>516,046</u>
Cash and investments				<u>\$ 16,054,754</u>
Securities lending collateral, in other current assets	\$ —	\$ 3,341	\$ —	\$ 3,341
Benefit plan assets, in other noncurrent assets	235,991	—	40,749	276,740
Interest rate swaps, in other noncurrent assets	—	69,883	—	69,883
Investments sold, not yet purchased, in other noncurrent liabilities	—	178,732	—	178,732
Interest rate swaps, included in other noncurrent liabilities	—	189,659	—	189,659



# Ascension

## Notes to Consolidated Financial Statements (continued) (Dollars in Thousands)

### 6. Fair Value Measurements (continued)

For the year ended June 30, 2014, the changes in the fair value of the assets and liabilities measured using significant unobservable inputs (Level 3) consisted of the following.

	Short-term investments	U S Government, State, Municipal and Agency Obligations	Corporate and Foreign Fixed Income Securities	Asset- Backed Securities	Equity Securities	Private Equity and Real Estate Funds	Hedge Funds	Commodities Funds and Other Investments	Benefit Plan Assets
<b>Year Ended</b>									
<b>June 30, 2014</b>									
Beginning balance	\$ 238	\$ 5,829	\$ 391,287	\$ 117,033	\$ 2,163	\$ 799,414	\$ 2,857,114	\$ 831,182	\$ 35,662
Total realized and unrealized gains (losses)									
Included in income from operations	—	3	178	1	8,287	—	(11)	8	—
Included in nonoperating gains (losses)	55	(27)	19,138	35	(97)	103,975	267,740	413,774	—
Included in changes in net assets	—	—	—	—	—	44	577	17	—
Purchases	—	—	104,381	94,926	52,839	337,742	543,162	267,890	202,600
Settlements	—	—	—	—	—	(391)	—	—	—
Sales	—	(5,805)	(273,882)	(2,227)	(10,899)	(210,248)	(376,420)	(299,570)	(216,349)
Transfers into Level 3	—	—	—	—	—	—	11,640	—	77,763
Transfers out of Level 3	—	—	(10,529)	(109,847)	(715)	—	(2)	(881)	(58,927)
Ending balance	\$ 293	\$ —	\$ 230,573	\$ 99,921	\$ 51,578	\$ 1,030,536	\$ 3,303,800	\$ 1,212,420	\$ 40,749
The amount of total gains or losses for the period included in nonoperating gains (losses) attributable to the changes in unrealized gains or losses relating to assets still held at June 30, 2014	\$ 56	\$ —	\$ 7,605	\$ (239)	\$ 7,394	\$ 70,701	\$ 241,386	\$ 128,351	\$ —

The basis for recognizing and valuing transfers into or out of Level 3, in the Level 3 rollforward, is as of the beginning of the period in which the transfers occur.

# Ascension

## Notes to Consolidated Financial Statements (continued) (Dollars in Thousands)

### 6. Fair Value Measurements (continued)

The following table summarizes fair value measurements, by level, at June 30, 2013, for all financial assets and liabilities measured at fair value on a recurring basis in the System's consolidated financial statements:

	Level 1	Level 2	Level 3	Total
<b>June 30, 2013</b>				
Cash and cash equivalents	\$ 618,129	\$ 14,277	\$ —	\$ 632,406
Short-term investments	21,821	45,258	238	67,317
Pooled short-term investment funds	311,027	—	—	311,027
U.S. government, state, municipal and agency obligations	—	3,441,671	5,829	3,447,500
Corporate and foreign fixed income securities	—	1,272,714	391,287	1,664,001
Asset-backed securities	—	1,079,135	117,033	1,196,168
Equity securities	2,656,950	36,370	2,163	2,695,483
Alternative investments and other investments				
Private equity and real estate funds	529	3,752	799,414	803,695
Hedge funds	—	—	2,857,114	2,857,114
Commodities funds and other investments	5,762	(6,061)	831,182	830,883
Assets not at fair value				<u>518,233</u>
Cash and investments				<u>\$ 15,023,827</u>
Securities lending collateral, in other current assets	\$ —	\$ 394,310	\$ —	\$ 394,310
Benefit plan assets, in other noncurrent assets	210,767	—	35,662	246,429
Interest rate swaps, in other noncurrent assets	—	76,650	—	76,650
Investments sold, not yet purchased, in other noncurrent liabilities	—	6,622	—	6,622
Interest rate swaps, included in other noncurrent liabilities	—	194,546	—	194,546

# Ascension

## Notes to Consolidated Financial Statements (continued) (Dollars in Thousands)

### 6. Fair Value Measurements (continued)

For the year ended June 30, 2013, the changes in the fair value of the assets and liabilities measured using significant unobservable inputs (Level 3) consisted of the following. Level 3 investments of the Alpha Fund are included in transfers in the table below.

		U S								
		Government,	Corporate							
		State,	and Foreign							
		Municipal	Fixed	Asset-	Equity	Private		Commodities		
		and Agency	Income	Backed	Securities	Equity and		Funds and		
		Obligations	Securities	Securities		Real Estate		Other	Benefit	
						Funds	Hedge Funds	Investments	Plan Assets	
Year Ended										
June 30, 2013										
Beginning balance	\$	–	\$ 7,437	\$ 120,418	\$ 15,297	\$ 13,118	\$ 593,753	\$1,887,407	\$ 615,813	\$ 35,373
Total realized and unrealized gains (losses)										
Included in income from operations		–	16	242	10	1,489	–	123	(45)	–
Included in nonoperating gains (losses)		3	445	1,059	(227)	170	83,975	220,887	80,222	–
Included in changes in net assets		–	–	–	–	–	–	293	27	–
Purchases		–	169	328,980	122,703	718	188,085	981,414	401,957	44,150
Settlements		–	–	–	–	–	(25)	–	–	(279)
Sales		–	(2,238)	(58,928)	(17,883)	(13,372)	(66,836)	(232,198)	(266,889)	(41,668)
Transfers into Level 3		235	–	2,962	–	40	927	3,271	139	12,485
Transfers out of Level 3		–	–	(3,446)	(2,867)	–	(465)	(4,083)	(42)	(14,399)
Ending balance	\$	238	\$ 5,829	\$ 391,287	\$ 117,033	\$ 2,163	\$ 799,414	\$2,857,114	\$ 831,182	\$ 35,662
The amount of total gains or losses for the period included in nonoperating gains (losses) attributable to the changes in unrealized gains or losses relating to assets still held at June 30, 2013	\$	46	\$ 342	\$ (1,682)	\$ (751)	\$ 149	\$ 39,300	\$ 234,426	\$ (28,407)	\$ –

The basis for recognizing and valuing transfers into or out of Level 3, in the Level 3 rollforward, is as of the beginning of the period in which the transfers occur.

## Ascension

### Notes to Consolidated Financial Statements (continued) (Dollars in Thousands)

#### 7. Long-Term Debt

Long-term debt at June 30, 2014 and 2013, is comprised of the following and is presented in accordance with the specific master trust indenture to which the debt relates. As further discussed below, certain portions of long-term debt are secured under the Alexian Brothers Health System Master Trust Indenture; the Mercy Regional Health Center, Inc. Master Trust Indenture; The Howard Young Medical Center, Inc. Master Trust Indenture; the St. John Health System Master Trust Indenture; and the Ministry Health Care Master Trust Indenture.

	June 30,	
	2014	2013
Tax-exempt hospital revenue bonds – secured under Ascension Health Alliance Senior Credit Group Master Trust Indenture		
Variable rate demand bonds, subject to a put provision that provides for a cumulative 7-month notice and remarketing period, payable through November 2047, interest (0.12% at June 30, 2014) tied to a market index plus a spread	\$ 393,425	\$ 408,605
Variable rate demand bonds, subject to a 7-day put provision, payable through November 2039, interest (0.06% June 30, 2014) set at prevailing market rates	224,225	225,665
Variable rate demand bonds, subject to a 7-day put provision, payable through November 2033, interest (0.06% at June 30, 2014) set at prevailing market rates, swapped to fixed rates of 5.454% and 5.544%, respectively, through maturity	307,300	307,300
Indexed put bonds subject to weekly rate resets based on a taxable index, payable through November 2046, interest (2.036% at June 30, 2014) swapped to a variable rate tied to a tax-exempt market index plus a spread through November 2016	153,800	153,800
Fixed rate put bonds (converted from an indexed put bond made based on a taxable index in May 2009) payable through November 2046, interest (4.10% at June 30, 2014) swapped to a variable rate tied to a market index plus a spread through November 2016	153,690	153,690
Fixed rate serial and term bonds payable in installments through November 2051, interest at 3.00% to 5.25%	1,154,320	1,207,490
Fixed rate serial and term bonds payable in installments through November 2039, interest at 5.00% swapped to variable rates over the life of the bonds	585,290	587,360
Fixed rate serial mode bonds payable through 2047 with purchase dates ranging from August 2014 through June 2021, interest at 0.90% to 5.00% through the purchase dates	1,221,920	1,224,750

# Ascension

## Notes to Consolidated Financial Statements (continued) (Dollars in Thousands)

### 7. Long-Term Debt (continued)

	June 30,	
	2014	2013
Tax-exempt hospital revenue bonds – unsecured under Ascension Health Alliance Subordinate Master Trust Indenture		
Variable rate demand bonds, subject to a 7-day put provision, payable through November 2027, interest (0.06% at June 30, 2014) set at prevailing market rates	\$ 55,100	\$ 56,060
Fixed rate serial mode bonds payable through 2027 with purchase dates through November 2019, interest at 0.32% to 5.00%	445,435	446,515
Taxable bonds – secured under Ascension Health Alliance Senior Credit Group Master Trust Indenture		
Taxable fixed rate term bonds payable in installments through November 2053, interest at 4.847%	425,000	425,000
Total hospital revenue bonds under Senior Master Trust Indenture and Subordinate Master Trust Indenture	5,119,505	5,196,235
Tax-exempt hospital revenue bonds – secured under Alexian Brothers Health System Master Trust Indenture		
Fixed rate serial and term bonds payable in installments through February 2038, interest at 3.50% to 5.50%	153,710	157,000
Total hospital revenue bonds under the Alexian Brothers Health System Master Trust Indenture	153,710	157,000
Tax-exempt hospital revenue bonds – secured under Mercy Regional Health Center, Inc. Master Trust Indenture		
Fixed rate serial and term bonds payable in installments through November 2029, interest at 3.00% to 5.00%	24,040	25,060
Total hospital revenue bonds under the Mercy Regional Health Center, Inc. Master Trust Indenture	24,040	25,060
Tax-exempt hospital revenue bonds – secured under The Howard Young Medical Center, Inc. Master Trust Indenture		
Fixed rate serial and term bonds payable in installments through August 2030, interest at 3.00% to 5.00%	19,185	20,040
Total hospital revenue bonds under The Howard Young Medical Center, Inc. Master Trust Indenture	19,185	20,040

# Ascension

## Notes to Consolidated Financial Statements (continued) (Dollars in Thousands)

### 7. Long-Term Debt (continued)

	June 30,	
	2014	2013
Tax-exempt hospital revenue bonds – secured under St. John Health System Master Trust Indenture		
Fixed rate serial and term bonds payable in installments through February 2042, interest at 4.00% to 5.00%	\$ 407,550	\$ 414,500
Total hospital revenue bonds under the St. John Health System Master Trust Indenture	407,550	414,500
Tax-exempt hospital revenue bonds – secured under Ministry Health Care Master Trust Indenture		
Fixed rate serial and term bonds payable in installments through August 2035, interest at 3.00% to 5.50%	358,415	368,260
Total hospital revenue bonds under the Ministry Health Care Master Trust Indenture	358,415	368,260
Total hospital revenue bonds under the Ascension Health Alliance Senior Master Trust Indenture, Ascension Health Alliance Subordinate Master Trust Indenture, the Alexian Brothers Health System Master Trust Indenture, the Mercy Regional Health Center, Inc. Master Trust Indenture, The Howard Young Medical Center, Inc. Master Trust Indenture, St. John Health System Master Trust Indenture, and Ministry Health Care Master Trust Indenture	6,082,405	6,181,095
Other debt		
Obligations under capital leases	30,623	41,957
Other	123,368	113,710
	6,236,396	6,336,762
Unamortized premium, net	195,579	218,536
Less current portion	(91,532)	(89,869)
Less long-term debt subject to short-term remarketing arrangements	(1,345,530)	(1,187,125)
Long-term debt, less current portion and long-term debt subject to short-term remarketing arrangements	\$ 4,994,913	\$ 5,278,304

# Ascension

## Notes to Consolidated Financial Statements (continued) (Dollars in Thousands)

### 7. Long-Term Debt (continued)

	June 30,	
	2014	2013
Ascension Health Alliance Senior Master Trust Indenture long-term debt obligations, including unamortized premium, net	\$ 3,329,323	\$ 3,579,334
Ascension Health Alliance Subordinate Master Trust Indenture long-term debt obligations, including unamortized premium, net	505,843	511,009
Alexian Brothers Health System Master Trust Indenture long-term debt obligations, including unamortized premium, net	160,965	162,594
Mercy Regional Health Center, Inc Master Trust Indenture long-term debt obligations, including unamortized premium, net	25,498	27,258
The Howard Young Medical Center, Inc Master Trust Indenture long-term debt obligations, including unamortized premium, net	19,942	20,933
St John Health System Master Trust Indenture long-term debt obligations, including unamortized premium, net	429,154	437,503
Ministry Health Care Master Trust Indenture long-term debt obligations, including unamortized premium, net	381,144	394,781
Other	143,044	144,892
Long-term debt, less current portion, and long-term debt subject to short-term remarketing arrangements	<u>\$ 4,994,913</u>	<u>\$ 5,278,304</u>

Scheduled principal repayments of long-term debt, considering obligations subject to short-term remarketing as due according to their long-term amortization schedule, as of June 30, 2014, are as follows:

	Ascension Health Alliance MTIs	Alexian Brothers Health System MTI	Mercy Regional Health Center, Inc. MTI	The Howard Young Medical Center, Inc. MTI	St. John Health System MTI	Ministry Health Care MTI	Other Debt	Total
Year ending June 30								
2015	\$ 59,835	\$ 340	\$ 1,045	\$ 875	\$ 7,305	\$ 11,185	\$ 10,947	\$ 91,532
2016	50,130	7,485	1,080	910	7,680	11,665	22,513	101,463
2017	65,945	13,130	1,125	945	8,070	12,185	9,200	110,600
2018	69,045	15,655	1,175	975	6,890	12,890	35,710	142,340
2019	85,230	5,735	1,230	1,000	7,230	12,265	8,908	121,598
Thereafter	4,789,320	111,365	18,385	14,480	370,375	298,225	66,713	5,668,863
Total	<u>\$ 5,119,505</u>	<u>\$ 153,710</u>	<u>\$ 24,040</u>	<u>\$ 19,185</u>	<u>\$ 407,550</u>	<u>\$ 358,415</u>	<u>\$ 153,991</u>	<u>\$ 6,236,396</u>

## Ascension

### Notes to Consolidated Financial Statements (continued) (Dollars in Thousands)

#### 7. Long-Term Debt (continued)

The carrying amounts of variable rate bonds and other notes payable approximate fair value. The fair values of the unsecured fixed rate serial and term bonds are obtained from independent public valuation services. The fair value of fixed rate serial and term bonds, including the component of variable rate demand bonds subject to long-term fixed interest rates, approximates carrying value at June 30, 2014 and 2013. During the years ended June 30, 2014 and 2013, interest paid was approximately \$223,000 and \$170,000, respectively. Capitalized interest was approximately \$5,500 and \$5,400 for the years ended June 30, 2014 and 2013, respectively.

Certain members of the System formed the Ascension Health Alliance Credit Group (Senior Credit Group). Each Senior Credit Group member is identified as either a senior obligated group member, a senior designated affiliate, or a senior limited designated affiliate. Senior obligated group members are jointly and severally liable under a Senior Master Trust Indenture (Senior MTI) to make all payments required with respect to obligations under the Senior MTI and may be entities not controlled directly or indirectly by the System. Senior designated affiliates and senior limited designated affiliates are not obligated to make debt service payments on the obligations under the Senior MTI. The System may cause each senior designated affiliate to transfer such amounts as are necessary to enable the obligated group to comply with the terms of the Senior MTI, including payment of the outstanding obligations. Additionally, each senior limited designated affiliate has an independent limited designated affiliate agreement and promissory note with the System with stipulated repayment terms and conditions, each subject to the governing law of the senior limited designated affiliate's state of incorporation.

Pursuant to a Supplemental Master Indenture dated February 1, 2005, senior obligated group members, which are operating entities, have pledged and assigned to the Master Trustee a security interest in all of their rights, title, and interest in their pledged revenues and proceeds thereof.

A Subordinate Credit Group, which is comprised of subordinate obligated group members, subordinate designated affiliates, and subordinate limited designated affiliates, was created under the Subordinate Master Trust Indenture (Subordinate MTI). The subordinate obligated group members are jointly and severally liable under the Subordinate MTI to make all payments required with respect to obligations under the Subordinate MTI and may be entities not controlled directly or indirectly by the System. Subordinate designated affiliates and subordinate limited designated affiliates are not obligated to make debt service payments on the obligations under the Subordinate MTI. The System may cause each subordinate designated affiliate to



## Ascension

### Notes to Consolidated Financial Statements (continued) (Dollars in Thousands)

#### 7. Long-Term Debt (continued)

transfer such amounts as are necessary to enable the obligated group members to comply with the terms of the Subordinate MTI, including payment of the outstanding obligations. Additionally, each subordinate limited designated affiliate has an independent subordinate limited designated affiliate agreement and promissory note with the System, with stipulated repayment terms and conditions, each subject to the governing law of the subordinate limited designated affiliate's state of incorporation.

The unsecured variable rate demand bonds of both the Senior and Subordinate Credit Groups, while subject to long-term amortization periods, may be put to the System at the option of the bondholders in connection with certain remarketing dates. To the extent that bondholders may, under the terms of the debt, put their bonds within 12 months after June 30, 2014, the principal amount of such bonds has been classified as a current liability in the accompanying Consolidated Balance Sheets. Management believes the likelihood of a material amount of bonds being put to the System to be remote. However, to address this possibility, management has taken steps to provide various sources of liquidity in the event any bonds would be put, including the line of credit, commercial paper program, and maintaining unrestricted assets as a source of self-liquidity.

On January 1, 2012, Alexian Brothers became part of the System. Subsequently, the System redeemed or refinanced a portion of Alexian Brothers' debt; however, a portion of the bonds previously issued for the benefit of Alexian Brothers remains outstanding (the Alexian Brothers' Bonds). The Alexian Brothers' Bonds continue to be secured by the Alexian Brothers Health System Master Trust Indenture (As Amended and Restated), dated October 1, 1992, between the Members of the Alexian Brothers Health System Obligated Group established under this document and the Alexian Brothers Health System Master Trustee.

On April 1, 2013, Marian Health System joined Ascension Health. Subsequently, the System redeemed or refinanced a portion of the debt of the Marian Systems; however, a portion of the bonds previously issued for the benefit of the Marian Systems remains outstanding. These bonds continue to be secured by the respective Master Trust Indentures, including the Amended and Restated Master Trust Indenture dated October 1, 1999, by and between St. John Health System and the St. John Health Master Trustee; the Master Trust Indenture dated October 1, 1984, by and between Ministry Health Care and the Ministry Health Care Master Trustee; the Master Trust Indenture dated August 15, 1993, between The Howard Young Medical Center, Inc., a subsidiary of Ministry Health Care, and The Howard Young Medical Center, Inc. Master

## Ascension

### Notes to Consolidated Financial Statements (continued) (Dollars in Thousands)

#### 7. Long-Term Debt (continued)

Trustee; and the Master Trust Indenture dated January 15, 2013, between Mercy Regional Health Center, Inc. (a subsidiary of Via Christi Health) and the Mercy Regional Health Center, Inc. Master Trustee.

In June 2013, the System issued a total of \$521,865 of tax-exempt bonds, Series 2013A and 2013B, through the Wisconsin issuing authority. In June 2013, the System also issued a total of \$425,000 of taxable bonds, Series 2013A. The proceeds of the bonds, including original issue premium, were used to refinance debt and general corporate purposes.

Due to aggregate financing activity during the fiscal years ended June 30, 2014 and 2013, losses on extinguishment of debt of \$1,605 and \$4,079, respectively, were recorded, which are included in nonoperating gains (losses) in the accompanying Consolidated Statements of Operations and Changes in Net Assets.

The System is a party to multiple interest rate swap agreements that convert the variable or fixed rates of certain debt issues to fixed or variable rates, respectively. See the Derivative Instruments note for a discussion of these derivatives.

As of June 30, 2014, the Senior Credit Group has a line of credit of \$1,000,000 which may be used as a source of funding for unremarketed variable debt (including commercial paper) or for general corporate purposes, towards which bank commitments totaling \$1,000,000 extend to November 9, 2014. As of June 30, 2014 and 2013, there were no borrowings under the line of credit.

As of June 30, 2014, the Senior Credit Group has a \$75,000 revolving line of credit related to its letters of credit program toward which a bank commitment of \$75,000 extends to November 26, 2014. The revolving line of credit may be accessed solely in the form of Letters of Credit issued by the bank for the benefit of the members of the Credit Groups. Of this \$75,000 revolving line of credit, letters of credit totaling \$57,455 have been issued as of June 30, 2014. No borrowings were outstanding under the letters of credit as of June 30, 2014 and 2013.

## Ascension

### Notes to Consolidated Financial Statements (continued) (Dollars in Thousands)

#### 8. Derivative Instruments

The System uses interest rate swap agreements to manage interest rate risk associated with its outstanding debt. Interest rate swaps with varying characteristics are outstanding under the Master Trust Indentures of the System, Alexian Brothers, Ministry Health Care, and St. John Health. These swaps have historically been used to effectively convert interest rates on variable rate bonds to fixed rates and rates on fixed rate bonds to variable rates. At June 30, 2014 and 2013, the notional values of outstanding interest rate swaps were as follows:

	<b>June 30,</b>	
	<b>2014</b>	<b>2013</b>
Ascension Health Alliance MTI	\$ 2,128,757	\$ 2,128,757
Alexian Brothers Health System MTI	39,220	47,220
Ministry Health Care MTI	192,950	270,880
St. John Health System MTI	100,000	125,000
Total	<u>\$ 2,460,927</u>	<u>\$ 2,571,857</u>

The System recognizes the fair value of its interest rate swaps in the Consolidated Balance Sheets as assets, recorded in other noncurrent assets, or liabilities, recorded in other noncurrent liabilities, as appropriate. The respective fair values of interest rate swaps in an asset and liability position for the System, Alexian Brothers, Ministry Health Care and St. John Health were as follows:

	<b>June 30, 2014</b>		<b>June 30, 2013</b>	
	<b>Asset</b>	<b>Liability</b>	<b>Asset</b>	<b>Liability</b>
Ascension Health Alliance MTI	\$ 66,981	\$ 169,031	\$ 73,846	\$ 174,413
Alexian Brothers Health System MTI	—	1,934	—	2,685
Ministry Health Care MTI	2,902	17,938	2,804	16,492
St. John Health System MTI	—	756	—	956
Total	<u>\$ 69,883</u>	<u>\$ 189,659</u>	<u>\$ 76,650</u>	<u>\$ 194,546</u>

## Ascension

### Notes to Consolidated Financial Statements (continued) (Dollars in Thousands)

#### 8. Derivative Instruments (continued)

The System's interest rate swap agreements include collateral requirements for each counterparty under such agreements, based upon specific contractual criteria, subject to master netting arrangements. Collateral requirements are separately calculated for the System, Alexian Brothers, Ministry Health Care, and St. John Health based on the credit ratings of each. In the case of the System, the applicable credit rating is the Senior Credit Group long-term debt credit ratings (Senior Debt Credit Ratings), as obtained from each of two major credit rating agencies. Credit rating and the net liability position of total interest rate swap agreements outstanding with each counterparty determine the amount of collateral to be posted. Collateral and net fair value of interest rate swap agreements with credit-risk-related contingent features at June 30, 2014 and 2013, based upon the respective net liability positions and applicable credit ratings were as follows:

	<b>June 30, 2014</b>		<b>June 30, 2013</b>	
	<b>Net Fair Value</b>	<b>Collateral Posted</b>	<b>Net Fair Value</b>	<b>Collateral Posted</b>
Ascension Health Alliance MTI	<b>\$ (102,050)</b>	<b>\$ —</b>	<b>\$ (100,567)</b>	<b>\$ —</b>
Alexian Brothers Health System MTI	<b>(1,934)</b>	<b>—</b>	<b>(2,685)</b>	<b>—</b>
Ministry Health Care MTI	<b>(15,036)</b>	<b>16,218</b>	<b>(13,688)</b>	<b>23,024</b>
St. John Health System MTI	<b>(756)</b>	<b>—</b>	<b>(956)</b>	<b>—</b>
<b>Total</b>	<b><u>\$ (119,776)</u></b>	<b><u>\$ 16,218</u></b>	<b><u>\$ (117,896)</u></b>	<b><u>\$ 23,024</u></b>

Prior to July 1, 2006, the System designated certain of its interest rate swaps as cash flow hedges, for accounting purposes, and accordingly deferred gains or losses associated with those swaps in net assets. As of June 30, 2014, the deferred net gain associated with these interest rate swaps was \$4,054. The portion of this gain that will be reclassified into nonoperating gains (losses) over the next 12 months is immaterial.

Beginning July 1, 2006, the System's previously designated cash flow hedging relationships were de-designated for accounting purposes. Accordingly, all changes in the fair value of interest rate swaps have been recognized in nonoperating gains (losses) in the accompanying Consolidated Statements of Operations and Changes in Net Assets. A net nonoperating gain of \$1,752 was recognized for the year ended June 30, 2014, while a net nonoperating loss of \$61,651 was recognized for the year ended June 30, 2013.

## Ascension

### Notes to Consolidated Financial Statements (continued)

*(Dollars in Thousands)*

#### **9. Retirement Plans**

##### **Defined-Benefit Plans**

Certain System entities participate in defined-benefit pension plans (the System Plans), which are noncontributory, defined-benefit pension plans covering substantially all eligible employees of certain System entities. Benefits are based on each participant's years of service and compensation. All of the System Plans' assets are invested in Trusts, which include the Master Pension Trust (the Trust) and other trusts (the Other Trusts). The System Plans' assets primarily consist of cash and cash equivalents, equity, fixed income funds, and alternative investments, consisting of various hedge funds, real estate funds, private equity funds, commodity funds, private credit funds, and certain other private funds. Contributions to the System Plans are based on actuarially determined amounts sufficient to meet the benefits to be paid to participants.

During previous fiscal years, the System approved and communicated to employees a redesign of associate retirement benefits, which affects certain System Plans, as well as provides an enhanced comprehensive defined contribution plan. This redesign resulted in the recognition of a curtailment gain of \$73,198, for the year ended June 30, 2013, which was recognized in total impairment, restructuring, and nonrecurring losses, net for the year ended June 30, 2013. This redesign resulted in a decrease to the projected benefit obligation and is included in pension and other postretirement liabilities in the Consolidated Balance Sheets.

The assets of the System Plans are available to pay the benefits of eligible employees and retirees of all participating entities. In the event entities participating in the System Plans are unable to fulfill their financial obligations under the System Plans, the other participating entities are obligated to do so.

# Ascension

## Notes to Consolidated Financial Statements (continued) (Dollars in Thousands)

### 9. Retirement Plans (continued)

The following table sets forth the combined benefit obligations and assets of the System Plans at June 30, 2014 and 2013, components of net periodic benefit costs for the years then ended, and a reconciliation of the amounts recognized in the accompanying consolidated financial statements.

	<b>Year Ended June 30,</b>	
	<b>2014</b>	<b>2013</b>
Change in projected benefit obligation:		
Projected benefit obligation at beginning of year	\$ 7,201,780	\$ 6,437,246
Service Cost	51,176	119,018
Interest Cost	343,781	289,634
Amendments	290	(12,792)
Assumption change	408,908	(363,778)
Actuarial (gain) loss	55,623	(28,641)
Business combinations	—	1,137,270
Curtailment	(4,193)	(74,962)
Benefits paid	(365,406)	(301,215)
Projected benefit obligation at end of year	7,691,959	7,201,780
Accumulated benefit obligation at end of year	7,649,965	7,155,166
Change in plan assets:		
Fair value of plan assets at beginning of year	6,742,384	5,992,677
Actual return on plan assets	1,046,540	121,715
Employer contributions	41,597	54,541
Business combinations	—	874,666
Benefits paid	(365,406)	(301,215)
Fair value of plan assets at end of year	7,465,115	6,742,384
Net amount recognized at end of year and funded status	\$ (226,844)	\$ (459,396)

The System Plans' funded status as a percentage of the projected benefit obligation at June 30, 2014 and 2013, was 97.1% and 93.6%, respectively. The System Plans' funded status as a percentage of the accumulated benefit obligation at June 30, 2014 and 2013, was 97.6% and 94.2%, respectively.

# Ascension

## Notes to Consolidated Financial Statements (continued) (Dollars in Thousands)

### 9. Retirement Plans (continued)

Included in unrestricted net assets at June 30, 2014 and 2013, are the following amounts that have not yet been recognized in net periodic pension cost for the System Plans:

	<b>Year Ended June 30,</b>	
	<b>2014</b>	<b>2013</b>
Unrecognized prior service credit	\$ (17,348)	\$ (23,080)
Unrecognized actuarial loss	330,938	364,739
	<u>\$ 313,590</u>	<u>\$ 341,659</u>

Changes in plan assets and benefit obligations recognized in unrestricted net assets for System Plans during 2014 and 2013 include:

	<b>Year Ended June 30,</b>	
	<b>2014</b>	<b>2013</b>
Current year actuarial gain	\$ (27,867)	\$ (87,934)
Amortization of actuarial (gain) loss	(5,934)	19,725
Current year prior service cost (credit)	290	(12,792)
Amortization of prior service credit	5,442	5,944
	<u>\$ (28,069)</u>	<u>\$ (75,057)</u>

	<b>Year Ended June 30,</b>	
	<b>2014</b>	<b>2013</b>
<b>Components of net periodic benefit cost</b>		
Service cost	\$ 51,176	\$ 119,018
Interest cost	343,781	289,634
Expected return on plan assets	(558,335)	(500,497)
Amortization of prior service credit	(4,017)	(6,242)
Amortization of actuarial loss	7,709	53,783
Curtailment gain	(1,426)	(73,198)
Settlement gain	(1,774)	(12)
Net periodic benefit cost	<u>\$ (162,886)</u>	<u>\$ (117,514)</u>

## Ascension

### Notes to Consolidated Financial Statements (continued) (Dollars in Thousands)

#### 9. Retirement Plans (continued)

The prior service credit and actuarial gain included in unrestricted net assets and expected to be recognized in net periodic pension cost during the year ending June 30, 2015, are \$4,000 and \$24,955, respectively.

The assumptions used to determine the benefit obligation and net periodic benefit cost for the System Plans are set forth below:

	<b>June 30,</b>	
	<b>2014</b>	<b>2013</b>
Weighted-average discount rate	<b>4.35%</b>	4.88%
Weighted-average rate of compensation increase	<b>3.81%</b>	3.81%
Weighted-average expected long-term rate of return on plan assets	<b>8.30%</b>	8.30%

The System Plans' assets invested in the Trust are invested in a portfolio designed to protect principal and obtain competitive investment returns and long-term investment growth, consistent with actuarial assumptions, with a reasonable and prudent level of risk. Diversification is achieved by allocating to funds and managers that correlate to one of three economic strategies: growth, deflation, and inflation. Growth strategies include U.S. equity, emerging market equity, global equity, international equity, directional hedge funds, private equity, high yield, and private credit. Deflation strategies include core fixed income, absolute return hedge funds, and cash. Inflation strategies include inflation-linked bonds, commodity-related investments, and real assets. The System Plans use multiple investment managers with complementary styles, philosophies, and approaches. In accordance with the System Plans' objectives, derivatives may also be used to gain market exposure in an efficient and timely manner.



## Ascension

### Notes to Consolidated Financial Statements (continued) (Dollars in Thousands)

#### 9. Retirement Plans (continued)

In accordance with the System Plans' asset diversification targets, as presented in the table that follows, the Trust holds certain alternative investments, consisting of various hedge funds, real asset funds, private equity funds, commodity funds, private credit funds, and certain other private funds. These investments do not have observable market values. As such, each of these investments is valued at net asset value as determined by each fund's investment manager, which approximates fair value. The fair value of the System Plans' alternative investments in the Trust as of June 30, 2014, is reported in the fair value measurement table that follows. Collectively, these funds have liquidity terms ranging from daily to annual with notice periods ranging from 1 to 180 days. Due to redemption restrictions, investments of certain private funds, whose fair value was approximately \$1,313,000 at June 30, 2014, cannot be redeemed. However, the potential for the System Plans to sell their interest in real asset funds and private equity funds in a secondary market prior to the end of the fund term does exist.

The investments in these alternative investment funds may also include contractual commitments to provide capital contributions during the investment period, which is typically five years, and may extend to the end of the fund term. During these contractual periods, investment managers may require the System Plans to invest in accordance with the terms of the agreement. Commitments not funded during the investment period will expire and remain unfunded. As of June 30, 2014, investment periods expire between July 2014 and March 2018. The remaining unfunded capital commitments of the Trust total approximately \$416,000 for 62 individual contracts as of June 30, 2014.

The weighted-average asset allocation for the System Plans in the Trust at the end of fiscal 2014 and 2013 and the target allocation for fiscal 2015, by asset category, are as follows:

Asset Category	Target Allocation	Percentage of Plan Assets At Year-End	
	2015	2014	2013
Growth	50%	<b>53%</b>	52%
Deflation	30	<b>29</b>	29
Inflation	20	<b>18</b>	19
Total	100%	<b>100%</b>	100%

# Ascension

## Notes to Consolidated Financial Statements (continued)

*(Dollars in Thousands)*

### 9. Retirement Plans (continued)

The System Plans' assets in the Other Trusts are invested in portfolios designed to best serve the participants of the System Plans' through a long-term investment strategy designed to ensure that funds are available to pay benefits as they become due and to maximize the total return at a prudent level of investment risk. The System Plans' assets invested in the Other Trusts are diversified among various assets classes based upon established investment guidelines.

Asset Category	Target Allocation	Percentage of Plan Assets At Year-End	
	2015	2014	2013
Cash	1%	1%	6%
Growth	62	67	61
Income	32	28	25
Other	5	4	8
Total	100%	100%	100%

# Ascension

## Notes to Consolidated Financial Statements (continued) (Dollars in Thousands)

### 9. Retirement Plans (continued)

The following tables summarize fair value measurements at June 30, 2014 and 2013, by asset class and by level, for the System Plans' assets and liabilities. As also discussed in the Fair Value Measurements note, the System follows the three-level fair value hierarchy to categorize plan assets and liabilities recognized at fair value, which prioritizes the inputs used to measure such fair values. The inputs and valuation techniques discussed in the Fair Value Measurements note also apply to the System Plans' assets and liabilities as presented in the following tables.

	Level 1	Level 2	Level 3	Total
<b>June 30, 2014</b>				
Short-term investments	\$ 191,495	\$ 399	\$ —	\$ 191,894
Derivatives receivable	7	15,245	19,404	34,656
U S government, state, municipal and agency obligations	—	1,704,131	—	1,704,131
Corporate and foreign fixed income securities	—	673,696	47,850	721,546
Asset-backed securities	—	232,484	24,080	256,564
Equity securities	1,649,136	395,372	3,045	2,047,553
Alternative investments and other investments				
Private equity and real estate funds	—	—	909,980	909,980
Hedge funds	—	—	1,448,274	1,448,274
Commodities funds and other investments	—	—	295,563	295,563
Assets not at fair value				154,023
Total				7,764,184
Derivatives payable	26	160,907	2,980	163,913
Investments sold, not yet purchased	1,555	—	—	1,555
Liabilities not at fair value				133,601
Total				299,069
Fair value of plan assets				\$ 7,465,115

# Ascension

## Notes to Consolidated Financial Statements (continued) (Dollars in Thousands)

### 9. Retirement Plans (continued)

	Level 1	Level 2	Level 3	Total
<b>June 30, 2013</b>				
Short-term investments	\$ 324,803	\$ 20,331	\$ —	\$ 345,134
Derivatives receivable	1,078	337	21,059	22,474
U S government, state, municipal and agency obligations	—	1,671,493	1,266	1,672,759
Corporate and foreign fixed income securities	25,843	566,812	53,729	646,384
Asset-backed securities	—	226,920	22,838	249,758
Equity securities	1,317,933	18,741	2,936	1,339,610
Alternative investments and other investments				
Private equity and real estate funds	—	—	747,864	747,864
Hedge funds	34,708	—	1,452,190	1,486,898
Commodities funds and other investments	—	316,971	271,282	588,253
Assets not at fair value				334,875
Total				<u>7,434,009</u>
Derivatives payable	68	300	248,988	249,356
Investments sold, not yet purchased	3,794	(71)	—	3,723
Liabilities not at fair value				438,546
Total				<u>691,625</u>
Fair value of plan assets				<u>\$ 6,742,384</u>

# Ascension

## Notes to Consolidated Financial Statements (continued) (Dollars in Thousands)

### 9. Retirement Plans (continued)

For the years ended June 30, 2014 and 2013, the changes in the fair value of the System Plans' assets measured using significant unobservable inputs (Level 3) consisted of the following:

	Net Derivatives	U.S. Government, State, Municipal and Agency Obligations	Corporate and Foreign Fixed Income Securities	Asset- Backed Securities	Equity Securities	Private Equity and Real Estate Funds	Hedge Funds	Commodities Funds and Other Investments
<b>June 30, 2014</b>								
Beginning balance	\$ (227,929)	\$ 1,266	\$ 53,729	\$ 22,838	\$ 2,936	\$ 747,864	\$1,452,190	\$ 271,282
Total actual return on assets	123,117	23	5,784	1,182	353	70,779	105,507	21,672
Purchases, issuances, and settlements	(108,811)	(1,289)	(9,038)	16,599	(351)	91,337	(109,423)	2,609
Transfers into (out of) Level 3	230,047	—	(2,625)	(16,539)	107	—	—	—
Ending balance	\$ 16,424	\$ —	\$ 47,850	\$ 24,080	\$ 3,045	\$ 909,980	\$1,448,274	\$ 295,563
Actual return on plan assets relating to plan assets still held at June 30, 2014	\$ 16,515	\$ —	\$ 2,823	\$ 869	\$ 555	\$ 56,528	\$ 146,882	\$ (20,343)
	Net Derivatives	U.S. Government, State, Municipal and Agency Obligations	Corporate and Foreign Fixed Income Securities	Asset- Backed Securities	Equity Securities	Private Equity and Real Estate Funds	Hedge Funds	Commodities Funds and Other Investments
<b>June 30, 2013</b>								
Beginning balance	\$ 8,174	\$ 1,903	\$ 28,308	\$ 14,243	\$ 1,514	\$ 546,165	\$1,187,124	\$ 282,320
Acquisitions	—	—	—	—	—	37,048	—	9,994
Total actual return on assets	(154,133)	130	(171)	(89)	5	54,153	147,977	(21,032)
Purchases, issuances, and settlements	(122,486)	(767)	31,994	20,384	1,417	98,174	156,513	—
Transfers into (out of) Level 3	40,516	—	(6,402)	(11,700)	—	12,324	(39,424)	—
Ending balance	\$ (227,929)	\$ 1,266	\$ 53,729	\$ 22,838	\$ 2,936	\$ 747,864	\$1,452,190	\$ 271,282
Actual return on plan assets relating to plan assets still held at June 30, 2013	\$ (280,606)	\$ 59	\$ (2,202)	\$ (115)	\$ 227	\$ 54,968	\$ 147,248	\$ (21,024)

## Ascension

### Notes to Consolidated Financial Statements (continued) (Dollars in Thousands)

#### 9. Retirement Plans (continued)

The Trust has entered into a series of interest rate swap agreements with a net notional amount of \$2,958,450. The combined targeted duration of these swaps and the Trust's fixed income investments approximates the duration of the liabilities of the Trust. Currently, 75% of the dollar duration of the liability is subject to this economic hedge. The purpose of this strategy is to economically hedge the change in the net funded status for a significant portion of the liability that can occur due to changes in interest rates.

The expected long-term rate of return on the System Plans' assets is based on historical and projected rates of return for current and planned asset categories in the investment portfolio. Assumed projected rates of return for each asset category were selected after analyzing historical experience and future expectations of the returns and volatility for assets of that category using benchmark rates. Based on the target asset allocation among the asset categories, the overall expected rate of return for the portfolio was developed and adjusted for historical and expected experience of active portfolio management results compared to benchmark returns and for the effect of expenses paid from plan assets.

Information about the expected cash flows for the System Plans follows:

Expected employer contributions 2015	\$ 41,714
Expected benefit payments:	
2015	502,046
2016	478,701
2017	494,566
2018	502,342
2019	506,546
2020-2024	2,499,041

The contribution amount above includes amounts paid to Trusts. The benefit payment amounts above reflect the total benefits expected to be paid from Trusts.

## Ascension

### Notes to Consolidated Financial Statements (continued) (Dollars in Thousands)

#### **9. Retirement Plans (continued)**

##### **Other Postretirement Benefit Plans**

In addition to the retirement plan described above, certain Health Ministries sponsor postretirement benefit plans that provide healthcare benefits to qualified retirees who meet certain eligibility requirements. The total benefit obligation of these plans at June 30, 2014 and 2013, is \$44,473 and \$45,308, respectively. The net asset included in pension and other postretirement liabilities in the accompanying Consolidated Balance Sheets at June 30, 2014, is \$756, while the net obligation included in pension and other postretirement liabilities in the accompanying Consolidated Balance Sheets at June 30, 2013, is \$6,624. The change in the plans' assets and benefit obligations recognized in unrestricted net assets during the year ended June 30, 2014, was a decrease of \$1,471.

##### **Defined-Contribution Plans**

System entities participate in contributory and noncontributory defined-contribution plans covering all eligible associates. There are three primary types of contributions to these plans: employer automatic contributions, employee contributions, and employer matching contributions. Benefits for employer automatic contributions are determined as a percentage of a participant's salary and, for certain entities, increases over specified periods of employee service. These benefits are funded annually, and participants become fully vested over a period of time. Benefits for employer matching contributions are determined as a percentage of an eligible participant's contributions each payroll period. These benefits are funded each payroll period, and participants become fully vested in these employer contributions immediately. Expenses for the defined-contribution plans were \$280,223 and \$193,856 during 2014 and 2013, respectively.

## Ascension

### Notes to Consolidated Financial Statements (continued) (Dollars in Thousands)

#### **10. Self-Insurance Programs**

Certain System hospitals and other entities participate in pooled risk programs to insure professional and general liability risks and workers' compensation risks to the extent of certain self-insured limits. In addition, various umbrella insurance policies have been purchased to provide coverage in excess of the self-insured limits. The System provides its self-insurance through various trust funds and captive insurance companies. Actuarially determined amounts, discounted at 6% for the System, are contributed to the trust funds and the captive insurance companies to provide for the estimated cost of claims. The loss reserves recorded for estimated self-insured professional, general liability, and workers' compensation claims include estimates of the ultimate costs for both reported claims and claims incurred but not reported, which are discounted at 6% in 2014 and 2013 for the System. Those entities not participating in the self-insured programs are insured under separate policies.

#### **Professional and General Liability Programs**

Professional and general liability coverage is provided on a claims-made or occurrence basis through a wholly owned onshore trust and through AHIL.

The wholly owned onshore trust has a self-insured retention of \$10,000 per occurrence with no aggregate. Excess coverage is provided through AHIL with limits up to \$205,000. AHIL retains \$5,000 per occurrence and \$5,000 annual aggregate for professional liability. AHIL also retains a 20% quota share of the first \$25,000 of umbrella excess. The remaining excess coverage is reinsured by commercial carriers.

Sunflower Assurance, Inc. (Sunflower) was acquired when Marian Health System joined the System. Sunflower provided excess coverage with limits up to \$75,000 above the primary coverage for Via Christi Health and retained 10% of the first reinsurance layer of \$10,000 on a quota share basis. The remaining excess coverage was reinsured by commercial carriers. As of October 1, 2013, Via Christi's primary and excess medical professional and general liability and employed physician programs were integrated into the System trust and AHIL. After January 1, 2014, the employer stop loss and employee life insurance coverage provided by Sunflower to Via Christi were not renewed and are in run off.



## Ascension

### Notes to Consolidated Financial Statements (continued) (Dollars in Thousands)

#### **10. Self-Insurance Programs (continued)**

Self-insured entities in the states of Indiana, Kansas, Pennsylvania, and Wisconsin are provided professional liability coverage with limits in compliance with participation in the Patient Compensation Funds. The Patient Compensation Funds apply to claims in excess of the primary self-insured limit, except the Fund in Kansas, which only covers claims up to the first \$1,000 and then the trust and AHIL cover amounts above \$1,000.

Included in operating expenses in the accompanying Consolidated Statements of Operations and Changes in Net Assets is professional and general liability expense of \$99,568 and \$68,437 for the years ended June 30, 2014 and 2013, respectively. Included in current and long-term self-insurance liabilities on the accompanying Consolidated Balance Sheets are professional and general liability loss reserves of \$604,846 and \$614,913 at June 30, 2014 and 2013, respectively.

AHIL also offers physician professional liability coverage through insurance or reinsurance arrangements to nonemployed physicians practicing at the System's various facilities, primarily in Michigan, Indiana, Texas, Florida and Illinois. Coverage is offered to physicians with limits ranging from \$100 per claim to \$1,000 per claim with various aggregate limits. Beginning October 1, 2013, AHIL offered similar coverage to employed physicians from Marian Health System in Kansas and Wisconsin.

Edessa Insurance Company Ltd. (Edessa) was acquired as part of the Alexian Brothers business combination effective January 1, 2012. Effective July 1, 2012, the self-insurance programs of Edessa were consolidated into AHIL, and Edessa ceased operations.

## Ascension

### Notes to Consolidated Financial Statements (continued) *(Dollars in Thousands)*

#### **10. Self-Insurance Programs (continued)**

##### **Workers' Compensation**

Workers' compensation coverage is provided on an occurrence basis through a grantor trust. The self-insured trust provides coverage up to \$1,500 per occurrence with no aggregate. The trust provides a mechanism for funding the workers' compensation obligations of its members. Prior to October 1, 2013, workers' compensation coverage for Marian Health System was self-insured or commercially insured up to various limits and excess insurance against catastrophic loss was obtained through commercial insurers. As of October 1, 2013, the Marian Systems are provided coverage under the self-insured trust. Premium payments made to the trust are expensed and represent claims reported and claims incurred but not reported.

Included in operating expenses in the accompanying Consolidated Statements of Operations and Changes in Net Assets is workers' compensation expense of \$42,052 and \$41,699 for the years ended June 30, 2014 and 2013, respectively. Included in current and long-term self-insurance liabilities on the accompanying Consolidated Balance Sheets are workers' compensation loss reserves of \$114,237 and \$137,825 at June 30, 2014 and 2013, respectively.

## Ascension

### Notes to Consolidated Financial Statements (continued)

*(Dollars in Thousands)*

#### 11. Lease Commitments

Future minimum payments under noncancelable operating leases with terms of one year or more are as follows:

Year ending June 30:

2015	\$ 188,138
2016	172,635
2017	138,931
2018	104,991
2019	75,410
Thereafter	209,295
Total	<u>\$ 889,400</u>

Certain System entities are lessees under operating lease agreements for the use of space in buildings owned by third parties, including medical office buildings (MOBs) and medical and information technology equipment. In addition, certain System entities have subleased space within buildings where the entity has a current operating lease commitment. Certain System entities are also lessors under operating lease agreements, primarily ground leases related to third-party-owned MOBs on land owned by the System entity.

## Ascension

### Notes to Consolidated Financial Statements (continued) (Dollars in Thousands)

#### 11. Lease Commitments (continued)

The System's future minimum noncancelable payments associated with operating leases where a System entity is the lessee, as well as future minimum noncancelable receipts associated with operating leases where a System entity is the sublessor or lessor, are presented in the table that follows. Future minimum payments and receipts relate to noncancelable leases with terms of one year or more.

	<b>Future Payments Where the System is Lessee</b>	<b>Future Receipts Where the System is Sublessor/ Lessor</b>	<b>Net Future Payments (Receipts)</b>
Year ending June 30:			
2015	\$ 188,138	\$ 50,118	\$ 138,020
2016	172,635	41,175	131,460
2017	138,931	32,104	106,827
2018	104,991	26,333	78,658
2019	75,410	20,626	54,784
Thereafter	209,295	300,833	(91,538)
Total	<u>\$ 889,400</u>	<u>\$ 471,189</u>	<u>\$ 418,211</u>

Rental expense under operating leases amounted to \$391,928 and \$347,087 in 2014 and 2013, respectively.

#### 12. Contingencies and Commitments

The System is involved in litigation and regulatory investigations arising in the ordinary course of business. Regulatory investigations also occur from time to time. In the opinion of management, after consultation with legal counsel, these matters are expected to be resolved without material adverse effect on the System's Consolidated Balance Sheet.

In March 2013, the System and some of its subsidiaries were named as defendants to litigation surrounding the Church Plan status of its System Plans. On May 9, 2014, the United States District Court, Eastern District of Michigan, Southern Division, issued its Decision and Order Granting Defendants' Motion to Dismiss, which effectively dismissed the case against the System. On June 11, 2014, the plaintiff in the case filed a Notice of Appeal, and the appeal is pending. Regardless of the outcome of such appeal, the System does not believe that this matter will have a material adverse effect on the System's financial position or results of operations.

## Ascension

### Notes to Consolidated Financial Statements (continued) (Dollars in Thousands)

#### 12. Contingencies and Commitments (continued)

In September 2010, Ascension Health received a letter from the U.S. Department of Justice (the DOJ) in connection with its nationwide review to determine whether, in certain cases, implantable cardioverter defibrillators (ICD) were provided to certain Medicare beneficiaries in accordance with national coverage criteria. In connection with this nationwide review, identified System hospitals are reviewing applicable medical records and responding to the DOJ. The DOJ's investigation spans a time frame beginning in 2003 and extending through the present time. To date, four System hospitals have entered into settlements with the DOJ and the System is having settlement discussions with the DOJ regarding two other System hospitals subject to the ICD investigation.

The System enters into agreements with non-employed physicians that include minimum revenue guarantees. The terms of the guarantees vary. The carrying amounts of the liability for the System's obligation under these guarantees were \$37,623 and \$44,553 at June 30, 2014 and 2013, respectively, and are included in other current and noncurrent liabilities in the accompanying Consolidated Balance Sheets. The maximum amount of future payments that the System could be required to make under these guarantees is approximately \$95,700.

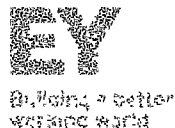
The System entered into agreements with sponsors for support through January 2017. The System's obligation under these agreements totals \$31,000 at June 30, 2014, and is included in other current and noncurrent liabilities in the accompanying Consolidated Balance Sheet.

The System entered into Master Service Agreements for information technology services provided by third parties. The maximum amount of future payments that the System could be required to make under these agreements is approximately \$190,700.

Guarantees and other commitments represent contingent commitments issued by Ascension Health Alliance Senior and Subordinate Credit Groups, generally to guarantee the performance of an affiliate to a third party in borrowing arrangements such as commercial paper issuances, bond financing, and other transactions. The terms of guarantees are equal to the terms of the related debt, which can be as long as 26 years. The following represents the remaining guarantees and other commitments of the Senior and Subordinate Credit Groups at June 30, 2014:

Hospital de la Concepción 2000 Series A debt guarantee	<b>\$ 29,240</b>
St. Vincent de Paul Series 2000A debt guarantee	<b>28,300</b>
Other guarantees and commitments	<b>36,200</b>

## Supplementary Information



Ernst & Young LLP  
1000 Pennsylvania Avenue, N.W.  
Washington, D.C. 20004-2902  
Tel: 202 412 2000  
Fax: 202 412 2001  
www.ey.com

## Report of Independent Auditors on Supplementary Information

The Board of Directors  
Ascension

Our audits were conducted for the purpose of forming an opinion on the consolidated financial statements as a whole. The accompanying Schedule of Net Cost of Providing Care of Persons Living in Poverty and Community Benefit Programs, the Credit Group Consolidated Balance Sheets, the Credit Group Consolidated Statements of Operations and Changes in Net Assets, and the Schedule of Credit Group Cash and Investments are presented for purposes of additional analysis and is not a required part of the financial statements. Such information is the responsibility of management and was derived from and relates directly to the underlying accounting and other records used to prepare the financial statements. The information has been subjected to the auditing procedures applied in the audits of the consolidated financial statements and certain additional procedures, including comparing and reconciling such information directly to the underlying accounting and other records used to prepare the financial statements or to the financial statements themselves, and other additional procedures in accordance with auditing standards generally accepted in the United States. In our opinion, the information is fairly stated, in all material respects, in relation to the financial statements as a whole.

*Ernst & Young LLP*

September 11, 2014

# Ascension

## Schedule of Net Cost of Providing Care of Persons Living in Poverty and Other Community Benefit Programs (Dollars in Thousands)

Years Ended June 30, 2014 and 2013

The net cost of providing care to persons living in poverty and other community benefit programs is as follows:

	<b>Year Ended June 30,</b>	
	<b>2014</b>	<b>2013</b>
Traditional charity care provided	\$ 580,606	\$ 524,605
Unpaid cost of public programs for persons living in poverty	641,981	488,959
Other programs for persons living in poverty and other vulnerable persons	117,990	89,923
Community benefit programs	480,866	383,583
Care of persons living in poverty and other community benefit programs	<u>\$ 1,821,443</u>	<u>\$ 1,487,070</u>



Ascension  
Credit Group<sup>1</sup> Financial Statements  
Consolidated Balance Sheets  
(Dollars in Thousands)

	June 30,	
	2014	2013
<b>Assets</b>		
Current assets		
Cash and cash equivalents	\$ 414,489	\$ 413,891
Short-term investments	60,957	73,881
Accounts receivable, less allowance for doubtful accounts (\$1,077,662 and \$1,130,769 at June 30, 2014 and 2013, respectively)	1,979,167	1,887,031
Inventories	270,472	237,594
Due from brokers	343,757	178,380
Estimated third-party payor settlements	225,709	108,559
Other	617,517	1,009,996
Total current assets	<u>3,912,068</u>	<u>3,909,332</u>
Long-term investments	14,970,497	13,778,749
Property and equipment, net	6,297,972	6,227,296
Other assets		
Investment in unconsolidated entities	539,394	532,483
Capitalized software costs, net	684,996	651,627
Due from affiliates	637,799	651,022
Other	1,353,604	1,341,384
Total other assets	<u>3,215,793</u>	<u>3,176,516</u>
Total assets	<u><u>\$ 28,396,330</u></u>	<u><u>\$ 27,091,893</u></u>

*Continued on next page*

<sup>1</sup>The Credit Group Financial Statements are comprised of the System (see Note 1) excluding the System's investment in Via Christi Health, Inc. prior to March 31, 2013 and assets, liabilities and net assets of Alexian Brothers Health System (ABHS), St John Health System, Inc. (St John), and Ministry Health Care, Inc. (Ministry). As discussed in Note 3, Ascension Health became the sole corporate member of Via Christi Health, Inc. on April 1, 2013, at which time Via Christi Health, Inc. became a member of the Credit Group. The Credit Group Financial Statements also include the System's noncontrolling interest (see Note 2) of the Alpha Fund (see Notes 4 and 5), which represents \$1,490,082, or approximately 10.7%, and \$1,450,580, or approximately 12.9%, of the Alpha Fund's net assets as of June 30, 2014 and 2013, respectively. See Note 5 for further discussion of noncontrolling interests of the Alpha Fund.

Ascension

Credit Group<sup>1</sup> Financial Statements

Consolidated Balance Sheets (continued)

(Dollars in Thousands)

	June 30,	
	2014	2013
<b>Liabilities and net assets</b>		
Current liabilities		
Current portion of long-term debt	\$ 69,301	\$ 66,291
Long-term debt subject to short-term remarketing arrangements	1,345,530	1,187,125
Accounts payable and accrued liabilities	1,926,657	1,903,339
Estimated third-party payor settlements	344,262	352,343
Due to brokers	332,169	493,420
Current portion of self-insurance liabilities	220,710	202,113
Other	154,472	531,141
Total current liabilities	4,393,101	4,735,772
Noncurrent liabilities		
Long-term debt (senior and subordinated)	3,961,654	4,221,758
Self-insurance liabilities	517,691	519,423
Pension and other postretirement liabilities	319,808	404,516
Other <sup>2</sup>	2,658,030	2,252,568
Total noncurrent liabilities	7,457,183	7,398,265
Total liabilities	11,850,284	12,134,037
Net assets		
Unrestricted		
Controlling interest	14,418,042	12,919,514
Noncontrolling interests <sup>3</sup>	1,655,092	1,591,091
Unrestricted net assets	16,073,134	14,510,605
Temporarily restricted	349,104	334,201
Permanently restricted	123,808	113,050
Total net assets	16,546,046	14,957,856
Total liabilities and net assets	\$ 28,396,330	\$ 27,091,893

<sup>2</sup>Includes \$1,490,730 and \$1,241,017 at June 30, 2014 and 2013, respectively, representing the amounts due to ABHS, St John and Ministry from Ascension attributable to interests in investments held by Ascension

<sup>3</sup>Includes \$1,490,082 and \$1,450,580 at June 30, 2014 and 2013, respectively, attributable to the Alpha Fund (see Notes 4 and 5)

# Ascension

## Credit Group Financial Statements

### Consolidated Statement of Operations and Changes in Net Assets

(Dollars in Thousands)

	Year Ended June 30,	
	2014	2013
Operating revenue		
Net patient service revenue	\$ 15,791,162	\$ 14,730,194
Less provision for doubtful accounts	1,090,775	1,027,245
Net patient service revenue, less provision for doubtful accounts	14,700,387	13,702,949
Other revenue	1,307,373	1,090,380
Total operating revenue	16,007,760	14,793,329
Operating expenses		
Salaries and wages	6,664,407	6,282,418
Employee benefits	1,402,949	1,372,742
Purchased services	880,836	798,329
Professional fees	1,112,707	1,012,804
Supplies	2,306,106	2,106,666
Insurance	102,453	88,747
Interest	132,946	126,307
Depreciation and amortization	712,801	651,391
Other	2,026,905	1,861,777
Total operating expenses before impairment, restructuring and nonrecurring losses, net	15,342,110	14,301,181
Income from operations before self-insurance trust fund investment return and impairment, restructuring and nonrecurring losses, net	665,650	492,148
Self-insurance trust fund investment return	66,174	34,985
Impairment, restructuring and nonrecurring losses, net	(218,279)	(168,937)
Income from operations	513,545	358,196
Nonoperating gains (losses)		
Investment return <sup>4</sup>	1,357,908	731,181
Loss on extinguishment of debt	(1,605)	(4,079)
(Loss) gain on interest rate swaps	(1,407)	53,746
Income from unconsolidated entities	5,016	8,137
Contributions from business combinations	—	982,018
Other	(56,771)	(73,497)
Total nonoperating gains, net	1,303,141	1,697,506
Excess of revenues and gains over expenses and losses	1,816,686	2,055,702
Less noncontrolling interests	246,390	131,380
Excess of revenues and gains over expenses and losses attributable to controlling interest	1,570,296	1,924,322

*Continued on next page*

<sup>4</sup>Includes the investment return of \$1,533,134 and \$762,550 for the years ended June 30, 2014 and 2013, respectively, attributable to the Alpha Fund. Of the Alpha Fund's investment return, \$193,400 and \$106,039 for the years ended June 30, 2014 and 2013, respectively, is included in the noncontrolling interests.

# Ascension

## Credit Group Financial Statements

### Consolidated Statement of Operations and Changes in Net Assets (continued)

(Dollars in Thousands)

	Year Ended June 30,	
	2014	2013
Unrestricted net assets, controlling interest		
Excess of revenues and gains over expenses and losses	\$ 1,570,296	\$ 1,924,322
Transfers from (to) sponsors and other affiliates, net	9,815	(6,138)
Contributed net assets	(1,534)	(1,049)
Membership interest changes, net	45,255	—
Net assets released from restrictions for property acquisitions	54,869	60,084
Pension and other postretirement liability adjustments	(2,725)	31,469
Change in unconsolidated entities' net assets	4,571	5,523
Other	(17,656)	2,759
Increase in unrestricted net assets, controlling interest, before loss from discontinued operations	1,662,891	2,016,970
Loss from discontinued operations	(164,363)	(76,829)
Increase in unrestricted net assets, controlling interest	1,498,528	1,940,141
Unrestricted net assets, noncontrolling interest		
Excess of revenues and gains over expenses and losses	246,390	131,380
Distributions of capital	(530,534)	(829,932)
Contributions of capital	400,675	1,578,371
Contributions from business combinations	—	63,757
Membership interest changes, net	(52,530)	—
Increase in unrestricted net assets, noncontrolling interest <sup>5</sup>	64,001	943,576
Temporarily restricted net assets, controlling interest		
Contributions and grants	81,762	80,893
Investment return	27,264	17,524
Net assets released from restrictions	(96,232)	(97,345)
Contributions from business combinations	—	11,868
Other	2,109	3,040
Increase in temporarily restricted net assets, controlling interest	14,903	15,980
Permanently restricted net assets, controlling interest		
Contributions	10,290	2,581
Investment return	635	1,744
Contributions from business combinations	—	6,717
Other	(167)	407
Increase in permanently restricted net assets, controlling interest	10,758	11,449
Increase in net assets	1,588,190	2,911,146
Net assets, beginning of period	14,957,856	12,046,710
Net assets, end of period	\$ 16,546,046	\$14,957,856

<sup>5</sup>Includes net distributions of \$153,898, comprised of distributions of \$487,564 and contributions of \$333,666 for the year ended June 30, 2014 and net contributions of \$755,906, comprised of contributions of \$1,555,146 and distributions of \$799,240 for the year ended June 30, 2013, attributable to the Alpha Fund

## Ascension

### Schedule of Credit Group Cash and Investments (Dollars in Thousands)

The Credit Group's cash and investments at June 30, 2014 and 2013, are presented in the table that follows. Total cash and investments, net, includes both the Credit Group's membership interest in the Alpha Fund as well as the noncontrolling interests held by other Alpha Fund members. Credit Group unrestricted cash and investments, net, represent the Credit Group's cash and investments excluding the noncontrolling interests held by other Alpha Fund members and assets limited as to use.

	June 30,	
	2014	2013
Cash and cash equivalents	\$ 414,489	\$ 413,891
Short-term investments	60,957	73,881
Long-term investments	14,970,497	13,778,749
Subtotal	<u>15,445,943</u>	<u>14,266,521</u>
Other Alpha Fund and Ascension Legacy Portfolio assets and liabilities:		
In other current assets	30,671	459,050
In other long-term assets	2,641	2,785
In accounts payable and accrued liabilities	(7,013)	(5,680)
In other current liabilities	(3,341)	(394,763)
In other noncurrent liabilities	(178,732)	(6,622)
Due to brokers, net	11,588	(315,040)
Total cash and investments, net	<u>15,301,757</u>	<u>14,006,251</u>
Less noncontrolling interests of Alpha Fund	1,490,082	1,450,580
Less interest in investments held by Ascension on behalf of:		
Alexian Brothers Health System	369,491	347,403
St. John Health System	417,881	378,162
Ministry Health System	703,358	515,452
Credit Group cash and investments, net including assets limited as to use	<u>12,320,945</u>	<u>11,314,654</u>
Less assets limited as to use:		
Under bond indenture agreements	10,079	17,724
Self insurance trust funds	758,775	701,237
Temporarily or permanently restricted	425,947	390,959
Credit Group unrestricted cash and investments, net	<u><u>\$11,126,144</u></u>	<u><u>\$ 10,204,734</u></u>

# Ascension

## Schedule of Credit Group Statistical Information (unaudited) (Dollars in Thousands)

	For the Year Ended June 30,	
	2014	2013
Total Available Beds	18,634	18,463
Total Patient Days	4,263,264	3,784,649
Total Discharges	631,831	616,603
Average Length of Stay	6.75	6.14
Total Outpatient Visits	19,619,835	18,520,894

The percentage of net patient service revenue, less provision for doubtful accounts, earned by payor for the years ended June 30, 2014 and 2013, are as follows:

	June 30,	
	2014	2013
Medicare – traditional and managed	36%	37%
Medicaid – traditional and managed	12	12
Commercial and other managed care	43	43
Self-Pay and other	9	8
	100%	100%

Significant concentrations of accounts receivable, less allowance for doubtful accounts, at June 30, 2014 and 2013, are as follows:

	June 30,	
	2014	2013
Medicare – traditional and managed	22%	22%
Medicaid – traditional and managed	9	8
Commercial and other managed care	46	43
Self-Pay and other	23	27
	100%	100%

# Community Needs Implementation Strategy

## FY2013-2014

Via Christi Hospital – Pittsburg, Kansas

September 4, 2013

Updated April 10, 2014

Reporting Dates: **Quarterly reports due to Community Benefit Director three days following the close of each fiscal quarter.** VCH's Community Benefit Policy states that an update is to be given to the VCH ministry's board at least quarterly.

Fiscal Year by Quarter	Quarterly Reports Due Dates to Community Benefit Director		Date Quarterly Activities Reported to Via Christi Board of Directors
	Dates Due	Dates Delivered	
2010 CHNA	NA	NA	September 2010 - Accepted
2010-2011 Implementation Strategy	NA	Quarterly	January 2011 - Approved
2011-2012 Implementation Strategy	NA	Quarterly	ISP Tweaked by Exec Leadership Team & Approved by Board - March 2011
2012 Aging Assessment	NA	Quarterly	Reviewed by Leadership Team
2012-13 Implementation Strategy	NA	Quarterly	ISP Tweaked by Exec Leadership Team & Approved by Board - March 2012
2013-14 Implementation Strategy		Quarterly	
• 1QFY2014	October 3, 2013		September 12, 2013 - Approved
• 2QFY2014	January 6, 2014		January 9, 2014 - Approved
• 3QFY2014	April 3, 2014	4/11/2014	May 8, 2014 - Approved
• 4QFY2014	July 3, 2014		To be submitted July 20, 2014

**Via Christi Health's Mission:**

"Inspired by the Gospel and our Catholic tradition, we serve as a healing presence with special concern for our neighbors who are vulnerable."

**Significant CHNA Needs Identified**

**2010 CHNA Significant Needs Included:**

• Increase access to urgent/after hour care especially for mental illness and substance abuse residents in crisis	• Increase partnership with area colleges to ensure an adequate future pool of health care workers
• Review current coalitions for feasibility of a new group to focus only on health access	• Assess increased partnerships between specialists and community clinics
• Look for community partnerships to maximize funding resources	• Assess needs for interpretive services

**2012 Aging Assessment Significant Needs Included:**

• Health care navigators	• Oral health	• Affordable home health care
• Accessibility for health care specialists without traveling long distances		
• Fragmented psychological and health care support system for frail elders and/or those with multiple chronic diseases		



### **Target Areas and Population:**

Via Christi Hospital located in Pittsburg, Kansas (VCH-P), primarily serves the people living in Cherokee and Crawford Counties. Although in some service lines, Via Christi's outreach may extend beyond those counties due to the rural nature of southeast Kansas and northeast Oklahoma. The specific service line focus for VCH-P hospital is outlined below:

### **Via Christi Hospital in Pittsburg offers:**

• Cancer Center	• Intensive/Critical Care Unit	• Heart Center and Catheterization Lab
• Pediatric Care	• Outpatient Surgery Services	• Emergency and Level III Trauma Center
• Sleep Services	• Women's Service Center	• Physical Therapy and Rehabilitation Services
• Specialty Service Line (includes Orthopedics, Diagnostics, Surgery, Physical Therapy & Occupational Health)		

### **Description on how ISP was developed and priorities selected:**

The 2010 Community Health Needs Assessment (CHNA) interviewed 25 community stakeholders who represented minority populations, schools, faith-based organizations, not-for-profit organizations, and government agencies. The 2012 Aging Assessment included 224 interviews state-wide. Of those 224, there were 17 one-on-one interviews with various health care providers, caregivers, not-for-profit agencies, government representatives, home health care providers in Crawford County and 11 seniors who reside in Via Christi Village and who volunteered to participate about their needs prior to moving. Complete list is available on Via Christi Health's web page. (<http://www.via-christi.org/community-benefit>). (NOTE: The list does not include the names of the elderly residents for protection of their privacy.)

Via Christi Hospital in Pittsburg's leadership was given a briefing in late 2010 regarding the CHNA's major findings and again following the completion of the 2012 Aging Assessment. Following discussion on the findings, VCH's leaders established the priorities, taking into account the scope of the problems identified, whether there was a direct health component associated with the problem, whether the problem supported the mission of VCH-P, and whether VCH-P resources could have a positive outcome for the community if the ministry got involved.

### **How Via Christi will address priorities**

The goal of the collaborative community partnership was to find a way to bring together multiagency and multidisciplinary groups who would work together to promote, consolidate and collaborate in a unified response, especially during emergencies that might arise and that could directly impact the region. This goal came about around the same time when the U.S. Department of Health and Human Services and the Centers for Disease Control and Prevention was also looking at establishing regional coalitions and was able to put some funding and training behind this directive.

The goal of the mental health and addiction services was to recruit Crawford County behavioral health professionals, law enforcement, hospital and community leaders who could come together and discuss the serious needs of this special population. A local Mental Health Task Force has been organized through the Community Health Advisory Council and VCH-P is an active participant.

Participating in the development of a "crosswalk" document (comparison of various health assessments that have been complete to identify common priorities) has led to VCH-P joining the Live Well Crawford organization that is a wellness building coalition for getting more people active and healthy by expanding trails, bicycle use and designing a more walk-able community. In addition, VCH-P is working with the Southeast Kansas Community Health Center on the creation of a medical residency program to address the health needs of the poor and elderly.

VCH-P has expanded nursing and other student rotations with Pittsburg State University, Labette Community College and Fort Scott Community College. In addition, VCH-P is supporting the efforts of PSU's School of Nursing in the creation of a PhD program all in an effort to expand access for the poor and elderly.

VCH-P undertook a survey of nursing leaders about continued use of the interpretative language line. The majority of nursing respondents felt that a better team approach was needed. As a result, plans are underway to organize a task force to assess training and placement of "live" interpreters.

A strategically aligned physician recruitment program has been developed by VCH-P. Integration plans are currently under discussion, primarily with the Southeast Kansas Community Health Center for what specialists are needed to address the specific needs identified in the CHNAs.

#### **Anticipated impact of VCH-P actions**

- The local Mental Health Task Force has identified three priorities for implementation. Specifically, a decision tree for collaboration on emergency mental health assessments of people presented in the ED or encountered by law enforcement; a plan to collaborate on transportation needs for patients needing to be transferred to other facilities; working with the local Addiction Treatment Center about expansion of its set-aside attended care beds for short-term patients in need. VCH-P is doing a feasibility study on the possible opening of a small inpatient behavioral health unit and is also considering a proposal by a third party mental health management firm.
- Collaborative Community Partnership has developed a charter of its membership and suggests that VCH-P involvement will help build relationships and partnerships between the 25 members; facilitate communications, information and resource sharing; assist in coordinating training, drills and exercises for disasters; strengthen medical surge capacity and maximize movement and utilization of existing resources in an emergency support function. Membership in this coalition includes regional hospitals, regional public health departments, emergency management representative, representative from the mental health community and law enforcement representatives.
- The reestablishment of the Collaborative Community Partnership (CCP) also allows for much needed discussions about how best to expand services that were identified as significant problems during the 2010 CHNA and the 2012 Aging Assessment. The discussion will lead to more shared ownership and responsibility for providing long-term solutions if all organizations work together. One of the biggest motivators for reestablishing this group was the Joplin Tornado that completely destroyed one hospital. Given that other hospitals in the area were called into action, along with mental health professionals, it is the consensus that it's best to have these discussions now.
- Some solutions will require more financial resources than what is currently available through the various health care providers. However, the CCP is working together in submitting grants for expansion where it has been determined to be feasible or VCH-P is providing supporting documentation for others to apply for outside funding.

An ISP chart for following the actions that VCH is taking to address the significant health issues identified is included below along with steps already taken during FY2013-2014 to monitor the progress made. The issues identified are long-term problems with no quick solutions so it is anticipated that our involvement with these needs as may overlap CHNA's and ISP's.

# FY 2013-2014 COMMUNITY NEEDS IMPLEMENTATION STRATEGY PLAN (ISP)

## SCOPE

This implementation strategy plan (ISP) profiles the initiatives that resulted from the findings of the 2010 Community Health Needs Assessment conducted in Pittsburg and the 2012 Aging Assessment conducted in various locations throughout Kansas and Oklahoma where Via Christi owns and operates senior care facilities.

## RACI MATRIX – Assignment of Roles and Responsibilities

The RACI Matrix is used to:






- Ensure that the right people are involved in a project or a decision
- Minimize conflict by clarifying responsibilities and reducing unnecessary overlap of tasks
- Ensure that individual responsibilities are clear
- Analyze individual workloads

## RACI stands for "Responsible, Accountable, Consulted, and Informed."





- **Responsible (R)** The people who are Responsible (R) own the work, decision or objective. It is their responsibility to do what needs to be done. Several people can be jointly responsible to complete the assigned work; one is given the program manager with reporting responsibility.
- **Accountable (A)** The person who is Accountable (A) "owns" the work and must sign off or approve work when completed. Several people can be jointly accountable and hold final authority.
- **Consulted (C)** The people who are Consulted (C) are those whose options are sought, typically subject matter experts; and with whom there is two-way communication.
- **Informed (I)** The people who are Informed (I) are kept up-to-date on progress and with whom there is one-way communication.





## STATUS SYSTEM





A color status system is used by the responsible project manager to indicate progress or success.





-  No significant progress to report
-  On Track: Progressing as planned
-  Minor Issues: Progress delayed. Issues expected to be resolved
-  Major Issues: At risk for missing goal
-  Complete: Goal Achieved

## ACTIONS BEING TAKEN BY VCH-P TO ADDRESS PRIORITIZED NEEDS

<b>VCH Mission:</b> Inspired by the Gospel and our Catholic tradition, we serve as a healing presence with special concern for our neighbors who are vulnerable.							
<b>VCH Core Values:</b> Human Dignity ♦ Stewardship ♦ Excellence							
<b>Vision Elements:</b> Patient-Centered ♦ Clinician Led ♦ Clinical Integration ♦ Quality / Value ♦ Best Place to Practice ♦ Best Place to Work ♦ Healthier Communities							
<b>Goal #1: Provide patient centered care that drives value to the communities we serve</b>							
<b>Intent:</b> Create and deliver services that put the patient and resident first in all aspects of care delivery. Strengthen relationships with our patients, residents and their families. Demonstrate excellence in quality to include clinical effectiveness, safety and service and the most reasonable cost. Focus on improving the health and well-being of the communities Via Christi serves.							
Initiatives		Timeframe with History	Responsibility	FY2014 Progress Indicators			
<b>Q.1 Quality – Achieve improved clinical and operational effectiveness, safety, service and community health, including development of common processes and infrastructure.</b>							
d. Implement key priority(ies) from CHNA to address needs for the underserved. (VCH Strategic Plan Goal)							
<b>COMMUNITY COALITIONS/PARTNERSHIPS</b> <ul style="list-style-type: none"><li>2010 CHNA – Build a collaborative community partnership to address health care needs across a broad spectrum</li><li>2012 Aging Assessment – work with others to recruit specialists in the region</li></ul>							
<b>Quarterly Update:</b> <ul style="list-style-type: none"><li>1QFY2012 – Establish a VCH/Community Task Force to plan a customized strategy to integrate outpatient/community services, emergency response and referral to residential addiction treatment and inpatient behavioral health (Action plan by 1/30/2012, implementation of plan by 4/30/2012)</li><li>2QFY2012 – Active participant in Live Well Crawford County – we’ll be pursuing other partners</li><li>3QFY2012 – Kim Muff developed a “crosswalk” of organizations which are currently addressing health needs in the area as well as a list of known funding resources</li><li>4QFY2012 – Community Health Advisory Council met three times this year</li><li>1QFY2013 – In the process of scheduling more meetings with the newly created Community Health Advisory Council. Have met three times in FY2012 but have agreed to continue meeting to achieve objectives</li><li>2QFY2013 – Exploring with Co Health Departments and other hospitals in the area in how to proceed with joint CHNA and CHIP processes. Also participated in training by the KS Health Institute</li><li>3QFY2013 – Other participants recruited for the coalition are area hospitals, governmental agencies, business leaders and the KS Health Institute. We are part of a community health improvement “Konza” team that is an offshoot of a recent Leadership and Faith group trained by KS Leadership Center</li><li>1QFY2014 – Participating with County Health Departments and other agencies to develop a new CHNA and CHIP in the “Lower 8” KS counties</li><li>2QFY2014 – New CHNA is in the drafting process</li></ul>		2009 CHNA presented to BOD Sept 2010  Last ISP BOD Action March 2012 Approved  Last ISP BOD Action Mar 2014 Approved	<b>R: Randy Cason</b> A: Jay Gilchrist C: Community Health Coalition I: Renée Hanrahan & Peg Tichacek	Q1 	Q2 	Q3 	Q4 

Initiatives	Timeframe with History	Responsibility	FY2014 Progress Indicators			
<ul style="list-style-type: none"> <li>2&amp;3QFY2014 - Participated in Lower 8 SE KS Counties, working with the KS Health Institute in utilizing the MAPP Process to conduct CHNA 4 major MAPP assessments are complete Community Themes &amp; Strengths, Local Public Health System, Community Health Status and Forces of Change Next step is to identify strategic issues</li> <li>3QFY2014 – Meeting planned in Chanute to forge Community Health Improvement Plan with strategic issues identified</li> <li>4QFY2014 – Community Health Needs Assessment and Health Improvement Plan is being proofread by Michael Hayslip and Jay Gilchrist We will assist the County Health Department with publication of the document, and are working with Renee Hanrahan to develop priorities for VCH-P to help implement the Lower 7 County plan</li> </ul>						
<b>HEALTH ACCESS COALITION</b> <ul style="list-style-type: none"> <li>2010 CHNA – Increase partnership with area colleges to ensure an adequate future pool of health care workers</li> <li>2012 Aging Assessment – Need access to specialists having geriatric training to focus on pain management, macular degeneration &amp; chronic disease management</li> </ul> <b>Quarterly Update:</b> <ul style="list-style-type: none"> <li>1QFY2014 – Continue outreach programs into the community Melanoma education and sunscreen provision for area schools, pools and other entities has been successful in reaching new populations Other efforts include tobacco use prevention, smoking cessation and the monthly Lunch and Learn programs</li> <li>2QFY2014 – PSU pre-nursing students must have CNA/Tech experience, and VCH-P has a number of them working on med floors, ER, therapy and more 5 local colleges have clinical rotations with VCH-P There is significant involvement in USD250 and PSU health events to raise awareness of the importance of professional health care and to 1) screen for spine/posture balance, cancer and blood pressure 2) educate about pulmonary and heart care, rehab, wellness, smoking cessation and sexual assault A pain specialist was hired this year to work with the community as well</li> <li>3Q FY 2014 – A new APRN has been placed, a product of Pitt State Graduate Nursing We collaborated with 20 agencies in a PATH (Personal Actions to Health) health expo at Via Christi Village</li> <li>3 &amp; 4QFY2014 - Engaged in recruiting geriatric specialists to focus on pain management, macular degeneration and chronic disease management Efforts are underway to provide more in-home services to help people maintain independence</li> <li>4QFY2014 - We are joining VCH efforts to advocate for KanCare expansion Our Auxiliary gave two \$1800 scholarships to PSU Nursing students Our staff spent some 5200 hours this fiscal year mentoring students from various health training programs</li> <li>4QFY2014 – Our Admissions staff made many referrals to VCH-W for people to enroll in the Affordable Care Act insurance exchanges Our financial counselors were trained to help enroll people online, but difficulties with the system necessitated a more lengthy paper process coordinated through a grant in Wichita Admissions staff spent 382 5 hours assisting (around 500) patients with Medicaid applications this fiscal year</li> </ul>	2009 CHNA presented to BOD Sept 2010  Last ISP BOD Action March 2012 Approved  Last ISP BOD Action Mar 2014 Approved	<b>R: Randy Cason</b> A: Jay Gilchrist C Julie Ibeh, Janelle Wade, Joanna Hughes I Renée Hanrahan & Peg Tichacek	Q1 	Q2 	Q3 	Q4 

<b>MENTAL ILLNESS &amp; ADDICTION</b> <ul style="list-style-type: none"> <li>2010 CHNA – Forge a stronger partnership to address mental health and addiction services, including after-hours access</li> <li>2012 Aging Assessment – Need access to specialists having geriatric training to focus on depression and gambling addiction behavior in the elderly population</li> </ul>	2009 CHNA presented to BOD Sept 2010  Last ISP BOD Action March 2012 Approved  Last ISP BOD Action Mar 2014 Approved	R Randy Cason A Jay Gilchrist C Becky Gray I Renée Hanrahan & Peg Tichacek	Q1 	Q2 	Q3 	Q4 
Initiatives	Timeframe with History	Responsibility	FY2014 Progress Indicators			
<b>Quarterly Update:</b> <ul style="list-style-type: none"> <li>1QFY2012 - Convened the Community Health Advisory Council (CHAC) with VCBH leaders to work on a coordinated behavioral health partnership in Oct 2011. Consulted with Four-County Mental Health in Independence and Lois Clendening, VCBH presented to group on One-Stop Shop and the need for creating a community-wide mental health coalition</li> <li>3QFY2012 – Consulted with VCBH (Susan Bumsted, Nurse ED) regarding best way to conduct feasibility study, building partnerships, grant possibilities, gathering data on needs, etc. In 2011, there were 484 patients with a primary psychiatric diagnosis and 1,102 patients with a secondary psychiatric diagnosis presenting to VCH-P</li> <li>3QFY2012 – Consulted with VCBH (Susan Bumsted, Nurse ED) regarding best way to conduct feasibility study, building partnerships, grant possibilities, gathering data on needs, etc. In 2011, there were 484 patients with a primary psychiatric diagnosis and 1,102 patients with a secondary psychiatric diagnosis presenting to VCH-P</li> <li>4QFY2012 – Working with outside groups to investigate the need for more observation beds getting an understanding of need for the area</li> <li>1QFY2013 – Gathering historical information regarding IP psychiatric unit - #beds, cost efficiency, utilization rates, etc</li> <li>2QFY2013 – Psych assessment resources expanded &amp; need for a decision tree discussed</li> <li>3QFY2013 – Local Mental Health Task Force, which VCH-P is an active part, has developed a “decision tree” for collaboration on assessments of people brought into the ED or have been encountered by law enforcement as a person in need of mental health services and the TF is assessing and planning a way to collaborate on transportation needs for patients being transferred to other facilities for psychiatric services</li> <li>1QFY2014 – VCH-P is doing a feasibility study on opening a small IP behavioral health unit and/or considering a proposal by a 3<sup>rd</sup> party mental health management firm to operate one</li> <li>2QFY2014 – Participation in community-wide mental health planning coalition</li> <li>3Q FY 2014 – Increased partnership with local NAMI group, including continued discussion of training a local Crisis Intervention Team. Original group expanded and is now headed up by the SE KS Community Action Program which is continue to address access issues, look at the need to expand “attended care” beds, coordinate transportation needs and share client information across agencies. Also looking to establish a small inpatient mental health unit for those in crisis</li> <li>4QFY2014 - We are working with Crawford County Mental Health to partner with them and the CHC-SEK in “Health Home” efforts to provide wrap-around service/navigation to persons with mental illness, asthma and diabetes</li> </ul>						

<b>INTERPRETATION/TRANSLATION</b> <ul style="list-style-type: none"> <li>2010 CHNA – Expand the pool of certified providers of language interpreting and translation services</li> </ul> <b>Quarterly Update:</b> <ul style="list-style-type: none"> <li>1QFY2012 – Review The Joint Commission policies as well as VCH-P practices and policies for interpretation/translation services by 10/31/2011</li> <li>2QFY2012 – Develop and implement an action plan for training and certification of interpreters and an integrated partnership of services in the area (Action plan by 4/30/2012, training, certification and implementation of plan by end of FY2012)</li> </ul>	2009 CHNA presented to BOD Sept 2010  Last ISP BOD Action March 2012 Approved	<b>R: Randy Cason</b> A: Jay Gilchrist C I: Renée Hanrahan & Peg Tichacek	Q1 	Q2 	Q3 	Q4 
Initiatives	Timeframe with History	Responsibility	FY2014 Progress Indicators			
<b>Quarterly Update (continued):</b> <ul style="list-style-type: none"> <li>3QFY2012 – Presentation by Penny Armstrong (PACO) was coordinated to learn more about integration efforts of the immigrant community in the SE part of KS Penny has helped to organize several health care interpreter training programs and she acknowledges that mental health is a top health need for the immigrant community, particularly as manifested in substance abuse and domestic violence</li> <li>2QFY2013 – Nursing leaders and Admission counselors consulted on uses and needs of interpretative services Survey to be designed to garner additional data</li> <li>3QFY2013 – Survey of Nursing leaders and Admission staff conducted with regard to the usefulness of the services available via the current translation phone line</li> <li>1QFY2014 – A task force is to be organized to assess training and placement of “live” interpreters to improve quality of patient-centered care for those patients whose first language is not English</li> <li>2QFY2014 – Working to increase awareness of and access to the translation services available on vShare Conversations continue about local interpreter training</li> <li>3Q FY 2014 – Increased awareness and use of VCH services Expanded the pool of certified providers of language interpretation services The VC system has employed several translators to which we have added access</li> <li>4QFY2014 – Use of available Via Christi interpretation services has increased to about 12 calls per week</li> </ul>						

## SIGNIFICANT NEEDS NOT BEING ADDRESSED & WHY

Assessment	Significant Need(s)	Why Need Not Being Addressed by VCH
2012 Aging Assessment	Transportation for health appointments	Transportation for low income and elderly is already available through VCH-P's CareVan Program and the City of Pittsburg does have a door-to-door program available to those in need but it doesn't run 24/7. However, they are reviewing their current services to see if additional changes can be made to offer more services while maintaining cost effectiveness.
	Via Christi HOPE program needs to be expanded. HOPE would address the issue of affordable home health care and health navigators.	Via Christi Village is already pursuing this need and is discussing the feasibility of this expansion with the State of Kansas. It is unknown how far the reach would be at this time.
	Fewer physicians accepting Medicare/Medicaid patients	Via Christi Clinic physicians are already working on this issue with VC related PCPs as this is an expectation of all VCH associated physicians.
	More money needed for home improvement projects for elderly as State as cut the budget for these kind of expenses.	VCH-P is already working with area agencies when elderly patients are discharged from the hospitals and needing some minor safety improvements but going beyond that is not really our area of expertise (e.g. building wheelchair ramps, installing air conditioning units in Summer, etc.).
	Oral health	The FQHC is expanding its outreach to neighboring communities. This clinic has also increased its oral health staff adding an additional dentist and dental assistants.

Assessment	Significant Need(s)	Why Need Not Being Addressed by VCH
	Like to see an Elder Abuse Coalition (modeled after Independence, KS Ombuddy Program) to bring awareness to bank, police, clergy on the topics of exploited and abused elderly.	This issue to be raised in a local Mental Health Task Force meeting to see if the group believes this is a high priority focus area for the area.
2010 CHNA	Lack of shared medical records	State of KS is already working on plan and VCH-P is an active part of that plan.
	Recruitment of specialists that are in high need	Via Christi Clinics have teamed up with University of Kansas School of Medicine – Wichita to work together in recruiting primary care givers, as well as other specialists in need to relocate to Kansas. This is going to be an on-going initiative. In addition, VCH-P is working with the local FQHC to attract specialists willing to offer a few hours a week in the clinic setting so patients don't have to travel outside of Pittsburg.