



See a Social Security Number? Say Something!
Report Privacy Problems to <https://public.resource.org/privacy>
Or call the IRS Identity Theft Hotline at 1-800-908-4490



Return of Private Foundation

or Section 4947(a)(1) Trust Treated as Private Foundation

Do not enter Social Security numbers on this form as it may be made public.

Information about Form 990-PF and its separate instructions is at www.irs.gov/form990pf.

OMB No 1545-0052

2013

Open to Public Inspection

For calendar year 2013 or tax year beginning

JUL 1, 2013

, and ending

JUN 30, 2014

Name of foundation

NORTH PENN COMMUNITY HEALTH FOUNDATION

A Employer identification number

23-1352175

Number and street (or P.O. box number if mail is not delivered to street address)

2506 N. BROAD ST.

Room/suite

206

B Telephone number

215-716-5400

City or town, state or province, country, and ZIP or foreign postal code

COLMAR, PA 18915

C If exemption application is pending, check here ☐

G Check all that apply:

☐

Initial return

☐

Initial return of a former public charity

☐

Final return

☐

Amended return

☐

Address change

☐

Name change

D 1. Foreign organizations, check here ☐2. Foreign organizations meeting the 85% test, check here and attach computation ☐

H Check type of organization:

☒

Section 501(c)(3) exempt private foundation

☐ Section 4947(a)(1) nonexempt charitable trust☐ Other taxable private foundationE If private foundation status was terminated under section 507(b)(1)(A), check here ☐

I Fair market value of all assets at end of year

(from Part II, col. (c), line 16)

J Accounting method:

☐

Cash

☒

Accrual

☐ Other (specify)F If the foundation is in a 60-month termination under section 507(b)(1)(B), check here ☐

\$ 47,654,221. (Part I, column (d) must be on cash basis)

Part I Analysis of Revenue and Expenses (The total of amounts in columns (b), (c), and (d) may not necessarily equal the amounts in column (a).)		(a) Revenue and expenses per books	(b) Net investment income	(c) Adjusted net income	(d) Disbursements for charitable purposes (cash basis only)
1	Contributions, gifts, grants, etc., received	13,869.			
2	Check <input type="checkbox"/> if the foundation is not required to attach Sch. B				
3	Interest on savings and temporary cash investments	216.	216.		STATEMENT 1
4	Dividends and interest from securities	3,939,452.	3,939,452.		STATEMENT 2
5a	Gross rents				
b	Net rental income or (loss)				
6a	Net gain or (loss) from sale of assets not on line 10	-7,745.			
b	Gross sales price for all assets on line 6a	37,036.			
7	Capital gain net income (from Part IV, line 2)		0.		
8	Net short-term capital gain				
9	Income modifications				
10a	Gross sales less returns and allowances				
b	Less Cost of goods sold				
c	Gross profit or (loss)				
11	Other income	265,204.	264,003.	264,003.	STATEMENT 3
12	Total. Add lines 1 through 11	4,210,996.	4,203,671.	264,003.	
13	Compensation of officers, directors, trustees, etc.	160,173.	0.	0.	145,688.
14	Other employee salaries and wages	214,582.	0.	0.	206,716.
15	Pension plans, employee benefits	101,933.	0.	0.	99,348.
16a	Legal fees STMT 4	15,072.	0.	0.	12,155.
b	Accounting fees STMT 5	17,458.	0.	0.	18,708.
c	Other professional fees STMT 6	209,030.	0.	0.	225,083.
17	Interest	158,808.	114,455.	114,455.	44,467.
18	Taxes STMT 7	73,686.	0.	0.	4,348.
19	Depreciation and depletion	214,196.	130,015.	130,015.	
20	Occupancy	109,622.	19,533.	19,533.	84,860.
21	Travel, conferences, and meetings	32,887.	0.	0.	30,519.
22	Printing and publications				
23	Other expenses STMT 8	88,648.	0.	0.	62,118.
24	Total operating and administrative expenses. Add lines 13 through 23	1,396,095.	264,003.	264,003.	934,010.
25	Contributions, gifts, grants paid	483,995.			632,687.
26	Total expenses and disbursements. Add lines 24 and 25	1,880,090.	264,003.	264,003.	1,566,697.
27	Subtract line 26 from line 12:				
a	Excess of revenue over expenses and disbursements	2,330,906.			
b	Net investment income (if negative, enter -0-)		3,939,668.		
c	Adjusted net income (if negative, enter -0-)			0.	

Part II Balance Sheets		Attached schedules and amounts in the description column should be for end-of-year amounts only		
		Beginning of year	End of year	
		(a) Book Value	(b) Book Value	(c) Fair Market Value
Assets	1 Cash - non-interest-bearing	60,752.	43,669.	43,669.
	2 Savings and temporary cash investments	130,624.	109,625.	109,625.
	3 Accounts receivable ▶			
	Less: allowance for doubtful accounts ▶			
	4 Pledges receivable ▶			
	Less: allowance for doubtful accounts ▶			
	5 Grants receivable			
	6 Receivables due from officers, directors, trustees, and other disqualified persons			
	7 Other notes and loans receivable ▶			
	Less: allowance for doubtful accounts ▶			
	8 Inventories for sale or use			
	9 Prepaid expenses and deferred charges	14,187.	45,185.	45,185.
	10a Investments - U.S. and state government obligations			
	b Investments - corporate stock			
	c Investments - corporate bonds			
Liabilities	11 Investments - land, buildings, and equipment: basis ▶			
	Less: accumulated depreciation ▶			
	12 Investments - mortgage loans			
	13 Investments - other STMT 10	37,417,145.	40,375,510.	40,375,510.
	14 Land, buildings, and equipment: basis STMT 11 ▶	8,355,890.		
	Less: accumulated depreciation STMT 11 ▶	2,171,649.		
	15 Other assets (describe STATEMENT 12)	786,527.	895,991.	895,991.
	16 Total assets (to be completed by all filers - see the instructions. Also, see page 1, item 1)	44,792,336.	47,654,221.	47,654,221.
	17 Accounts payable and accrued expenses	67,194.	81,447.	
	18 Grants payable	243,692.	95,000.	
Net Assets or Fund Balances	19 Deferred revenue			
	20 Loans from officers, directors, trustees, and other disqualified persons			
	21 Mortgages and other notes payable	3,907,248.	3,827,808.	
	22 Other liabilities (describe STATEMENT 13)	948,149.	1,052,603.	
	23 Total liabilities (add lines 17 through 22)	5,166,283.	5,056,858.	
	Foundations that follow SFAS 117, check here ▶ <input checked="" type="checkbox"/>			
	and complete lines 24 through 26 and lines 30 and 31.			
	24 Unrestricted	38,575,351.	41,507,694.	
	25 Temporarily restricted	575,365.	600,866.	
	26 Permanently restricted	475,337.	488,803.	
	Foundations that do not follow SFAS 117, check here ▶ <input type="checkbox"/>			
	and complete lines 27 through 31.			
	27 Capital stock, trust principal, or current funds			
	28 Paid-in or capital surplus, or land, bldg., and equipment fund			
	29 Retained earnings, accumulated income, endowment, or other funds			
	30 Total net assets or fund balances	39,626,053.	42,597,363.	
	31 Total liabilities and net assets/fund balances	44,792,336.	47,654,221.	

Part III Analysis of Changes in Net Assets or Fund Balances

1 Total net assets or fund balances at beginning of year - Part II, column (a), line 30 (must agree with end-of-year figure reported on prior year's return)	1	39,626,053.
2 Enter amount from Part I, line 27a	2	2,330,906.
3 Other increases not included in line 2 (itemize) ▶ SEE STATEMENT 9	3	698,886.
4 Add lines 1, 2, and 3	4	42,655,845.
5 Decreases not included in line 2 (itemize) ▶ CHANGE IN VALUE OF INTEREST RATE SWAP	5	58,482.
6 Total net assets or fund balances at end of year (line 4 minus line 5) - Part II, column (b), line 30	6	42,597,363.

Form 990-PF (2013)

Part IV Capital Gains and Losses for Tax on Investment Income

(a) List and describe the kind(s) of property sold (e.g., real estate, 2-story brick warehouse; or common stock, 200 shs. MLC Co.)	(b) How acquired P - Purchase D - Donation	(c) Date acquired (mo., day, yr.)	(d) Date sold (mo., day, yr.)
1a MARKETABLE SECURITIES	P	VARIOUS	VARIOUS
b			
c			
d			
e			

(e) Gross sales price	(f) Depreciation allowed (or allowable)	(g) Cost or other basis plus expense of sale	(h) Gain or (loss) (e) plus (f) minus (g)
a 37,036.		44,781.	-7,745.
b			
c			
d			
e			

Complete only for assets showing gain in column (h) and owned by the foundation on 12/31/69

(i) F.M.V. as of 12/31/69	(j) Adjusted basis as of 12/31/69	(k) Excess of col. (i) over col. (j), if any	(l) Gains (Col. (h) gain minus col. (k), but not less than -0-) or Losses (from col. (h))
a			-7,745.
b			
c			
d			
e			

2 Capital gain net income or (net capital loss)	{ If gain, also enter in Part I, line 7 If (loss), enter -0- in Part I, line 7	2	-7,745.
3 Net short-term capital gain or (loss) as defined in sections 1222(5) and (6): If gain, also enter in Part I, line 8, column (c). If (loss), enter -0- in Part I, line 8		3	N/A

Part V Qualification Under Section 4940(e) for Reduced Tax on Net Investment Income

(For optional use by domestic private foundations subject to the section 4940(a) tax on net investment income.)

If section 4940(d)(2) applies, leave this part blank.

Was the foundation liable for the section 4942 tax on the distributable amount of any year in the base period? ☐ Yes ☒ No

If "Yes," the foundation does not qualify under section 4940(e). Do not complete this part.

1 Enter the appropriate amount in each column for each year; see the instructions before making any entries.

(a) Base period years Calendar year (or tax year beginning in)	(b) Adjusted qualifying distributions	(c) Net value of noncharitable-use assets	(d) Distribution ratio (col. (b) divided by col. (c))
2012	1,463,854.	35,959,467.	.040708
2011	2,476,351.	34,398,562.	.071990
2010	1,845,390.	37,112,424.	.049724
2009	1,482,099.	34,249,956.	.043273
2008	1,786,621.	33,688,302.	.053034

2 Total of line 1, column (d)	2	.258729
3 Average distribution ratio for the 5-year base period - divide the total on line 2 by 5, or by the number of years the foundation has been in existence if less than 5 years	3	.051746
4 Enter the net value of noncharitable-use assets for 2013 from Part X, line 5	4	39,139,131.
5 Multiply line 4 by line 3	5	2,025,293.
6 Enter 1% of net investment income (1% of Part I, line 27b)	6	39,397.
7 Add lines 5 and 6	7	2,064,690.
8 Enter qualifying distributions from Part XII, line 4	8	1,580,839.

If line 8 is equal to or greater than line 7, check the box in Part VI, line 1b, and complete that part using a 1% tax rate. See the Part VI instructions.

Part VI Excise Tax Based on Investment Income (Section 4940(a), 4940(b), 4940(e), or 4948 - see instructions)

1a Exempt operating foundations described in section 4940(d)(2), check here <input type="checkbox"/> and enter "N/A" on line 1. Date of ruling or determination letter: _____ (attach copy of letter if necessary-see instructions)			
b Domestic foundations that meet the section 4940(e) requirements in Part V, check here <input type="checkbox"/> and enter 1% of Part I, line 27b		1	78,793.
c All other domestic foundations enter 2% of line 27b. Exempt foreign organizations enter 4% of Part I, line 12, col. (b).			
2 Tax under section 511 (domestic section 4947(a)(1) trusts and taxable foundations only. Others enter -0-)		2	0.
3 Add lines 1 and 2		3	78,793.
4 Subtitle A (income) tax (domestic section 4947(a)(1) trusts and taxable foundations only. Others enter -0-)		4	0.
5 Tax based on investment income. Subtract line 4 from line 3. If zero or less, enter -0-		5	78,793.
6 Credits/Payments:			
a 2013 estimated tax payments and 2012 overpayment credited to 2013	6a	81,100.	
b Exempt foreign organizations - tax withheld at source	6b		
c Tax paid with application for extension of time to file (Form 8868)	6c	20,000.	
d Backup withholding erroneously withheld	6d		
7 Total credits and payments. Add lines 6a through 6d	7	101,100.	
8 Enter any penalty for underpayment of estimated tax. Check here <input type="checkbox"/> if Form 2220 is attached	8		
9 Tax due. If the total of lines 5 and 8 is more than line 7, enter amount owed	9		
10 Overpayment. If line 7 is more than the total of lines 5 and 8, enter the amount overpaid	10	22,307.	
11 Enter the amount of line 10 to be: Credited to 2014 estimated tax <input type="checkbox"/> 22,307. Refunded <input type="checkbox"/> 0.	11	0.	

Part VII-A Statements Regarding Activities

	Yes	No
1a During the tax year, did the foundation attempt to influence any national, state, or local legislation or did it participate or intervene in any political campaign?		X
b Did it spend more than \$100 during the year (either directly or indirectly) for political purposes (see instructions for the definition)? If the answer is "Yes" to 1a or 1b, attach a detailed description of the activities and copies of any materials published or distributed by the foundation in connection with the activities.		X
c Did the foundation file Form 1120-POL for this year?		X
d Enter the amount (if any) of tax on political expenditures (section 4955) imposed during the year: (1) On the foundation. <input type="checkbox"/> \$ 0. (2) On foundation managers. <input type="checkbox"/> \$ 0.		
e Enter the reimbursement (if any) paid by the foundation during the year for political expenditure tax imposed on foundation managers. <input type="checkbox"/> \$ 0.		
2 Has the foundation engaged in any activities that have not previously been reported to the IRS? If "Yes," attach a detailed description of the activities.		X
3 Has the foundation made any changes, not previously reported to the IRS, in its governing instrument, articles of incorporation, or bylaws, or other similar instruments? If "Yes," attach a conformed copy of the changes		X
4a Did the foundation have unrelated business gross income of \$1,000 or more during the year?		X
b If "Yes," has it filed a tax return on Form 990-T for this year?		N/A
5 Was there a liquidation, termination, dissolution, or substantial contraction during the year? If "Yes," attach the statement required by General Instruction T.		X
6 Are the requirements of section 508(e) (relating to sections 4941 through 4945) satisfied either: • By language in the governing instrument, or • By state legislation that effectively amends the governing instrument so that no mandatory directions that conflict with the state law remain in the governing instrument?		X
7 Did the foundation have at least \$5,000 in assets at any time during the year? If "Yes," complete Part II, col. (c), and Part XV	X	
8a Enter the states to which the foundation reports or with which it is registered (see instructions) <input type="checkbox"/> PA		
b If the answer is "Yes" to line 7, has the foundation furnished a copy of Form 990-PF to the Attorney General (or designate) of each state as required by General Instruction G? If "No," attach explanation	X	
9 Is the foundation claiming status as a private operating foundation within the meaning of section 4942(j)(3) or 4942(j)(5) for calendar year 2013 or the taxable year beginning in 2013 (see instructions for Part XIV)? If "Yes," complete Part XIV		X
10 Did any persons become substantial contributors during the tax year? If "Yes," attach a schedule listing their names and addresses		X

Form 990-PF (2013)

Part VII-A Statements Regarding Activities (continued)

11	At any time during the year, did the foundation, directly or indirectly, own a controlled entity within the meaning of section 512(b)(13)? If "Yes," attach schedule (see instructions).	11		X
12	Did the foundation make a distribution to a donor advised fund over which the foundation or a disqualified person had advisory privileges? If "Yes," attach statement (see instructions).	12		X
13	Did the foundation comply with the public inspection requirements for its annual returns and exemption application?	13	X	
Website address ► WWW.NPCHF.ORG				
14	The books are in care of ► RUSSELL JOHNSON, PRESIDENT, CEO Telephone no. ► 215-716-5400 Located at ► 2506 N BROAD STREET, SUITE 206, COLMAR, PA ZIP+4 ► 18915			
15	Section 4947(a)(1) nonexempt charitable trusts filing Form 990-PF in lieu of Form 1041 - Check here and enter the amount of tax-exempt interest received or accrued during the year	15	N/A	
16	At any time during calendar year 2013, did the foundation have an interest in or a signature or other authority over a bank, securities, or other financial account in a foreign country? See the instructions for exceptions and filing requirements for Form TD F 90-22.1. If "Yes," enter the name of the foreign country	16	Yes	No
				X

Part VII-B Statements Regarding Activities for Which Form 4720 May Be Required

File Form 4720 if any item is checked in the "Yes" column, unless an exception applies.

	Yes	No
1a During the year did the foundation (either directly or indirectly):		
(1) Engage in the sale or exchange, or leasing of property with a disqualified person?	<input type="checkbox"/> Yes <input checked="" type="checkbox"/> No	
(2) Borrow money from, lend money to, or otherwise extend credit to (or accept it from) a disqualified person?	<input type="checkbox"/> Yes <input checked="" type="checkbox"/> No	
(3) Furnish goods, services, or facilities to (or accept them from) a disqualified person?	<input type="checkbox"/> Yes <input checked="" type="checkbox"/> No	
(4) Pay compensation to, or pay or reimburse the expenses of, a disqualified person?	<input checked="" type="checkbox"/> Yes <input type="checkbox"/> No	
(5) Transfer any income or assets to a disqualified person (or make any of either available for the benefit or use of a disqualified person)?	<input type="checkbox"/> Yes <input checked="" type="checkbox"/> No	
(6) Agree to pay money or property to a government official? (Exception. Check "No" if the foundation agreed to make a grant to or to employ the official for a period after termination of government service, if terminating within 90 days.)	<input type="checkbox"/> Yes <input checked="" type="checkbox"/> No	
b If any answer is "Yes" to 1a(1)-(6), did any of the acts fail to qualify under the exceptions described in Regulations section 53.4941(d)-3 or in a current notice regarding disaster assistance (see instructions)? Organizations relying on a current notice regarding disaster assistance check here	1b	X
c Did the foundation engage in a prior year in any of the acts described in 1a, other than excepted acts, that were not corrected before the first day of the tax year beginning in 2013?	1c	X
2 Taxes on failure to distribute income (section 4942) (does not apply for years the foundation was a private operating foundation defined in section 4942(j)(3) or 4942(j)(5)):		
a At the end of tax year 2013, did the foundation have any undistributed income (lines 6d and 6e, Part XIII) for tax year(s) beginning before 2013? If "Yes," list the years	<input type="checkbox"/> Yes <input checked="" type="checkbox"/> No	
b Are there any years listed in 2a for which the foundation is not applying the provisions of section 4942(a)(2) (relating to incorrect valuation of assets) to the year's undistributed income? (If applying section 4942(a)(2) to all years listed, answer "No" and attach statement - see instructions.)	N/A	2b
c If the provisions of section 4942(a)(2) are being applied to any of the years listed in 2a, list the years here.		
3a Did the foundation hold more than a 2% direct or indirect interest in any business enterprise at any time during the year?	<input type="checkbox"/> Yes <input checked="" type="checkbox"/> No	
b If "Yes," did it have excess business holdings in 2013 as a result of (1) any purchase by the foundation or disqualified persons after May 26, 1969; (2) the lapse of the 5-year period (or longer period approved by the Commissioner under section 4943(c)(7)) to dispose of holdings acquired by gift or bequest; or (3) the lapse of the 10-, 15-, or 20-year first phase holding period? (Use Schedule C, Form 4720, to determine if the foundation had excess business holdings in 2013.)	N/A	3b
4a Did the foundation invest during the year any amount in a manner that would jeopardize its charitable purposes?	4a	X
b Did the foundation make any investment in a prior year (but after December 31, 1969) that could jeopardize its charitable purpose that had not been removed from jeopardy before the first day of the tax year beginning in 2013?	4b	X

Form 990-PF (2013)

Part VII-B Statements Regarding Activities for Which Form 4720 May Be Required (continued)

5a During the year did the foundation pay or incur any amount to:

- (1) Carry on propaganda, or otherwise attempt to influence legislation (section 4945(e))? ☐ Yes ☒ No
- (2) Influence the outcome of any specific public election (see section 4955); or to carry on, directly or indirectly, any voter registration drive? ☐ Yes ☒ No
- (3) Provide a grant to an individual for travel, study, or other similar purposes? ☐ Yes ☒ No
- (4) Provide a grant to an organization other than a charitable, etc., organization described in section 509(a)(1), (2), or (3), or section 4940(d)(2)? ☐ Yes ☒ No
- (5) Provide for any purpose other than religious, charitable, scientific, literary, or educational purposes, or for the prevention of cruelty to children or animals? ☐ Yes ☒ No

b If any answer is "Yes" to 5a(1)-(5), did any of the transactions fail to qualify under the exceptions described in Regulations section 53.4945 or in a current notice regarding disaster assistance (see instructions)?

N/A

5b

Organizations relying on a current notice regarding disaster assistance check here ☒

c If the answer is "Yes" to question 5a(4), does the foundation claim exemption from the tax because it maintained expenditure responsibility for the grant?

N/A

☐ Yes ☐ No

If "Yes," attach the statement required by Regulations section 53.4945-5(d).

6a Did the foundation, during the year, receive any funds, directly or indirectly, to pay premiums on a personal benefit contract?

☐ Yes ☒ No

6b

X

b Did the foundation, during the year, pay premiums, directly or indirectly, on a personal benefit contract?

If "Yes" to 6b, file Form 8870.

7a At any time during the tax year, was the foundation a party to a prohibited tax shelter transaction?

☐ Yes ☒ No

7b

b If "Yes," did the foundation receive any proceeds or have any net income attributable to the transaction?

N/A

Part VIII Information About Officers, Directors, Trustees, Foundation Managers, Highly Paid Employees, and Contractors

1 List all officers, directors, trustees, foundation managers and their compensation.

(a) Name and address	(b) Title, and average hours per week devoted to position	(c) Compensation (If not paid, enter -0-)	(d) Contributions to employee benefit plans and deferred compensation	(e) Expense account, other allowances
SEE STATEMENT 14		160,173.	9,818.	4,400.

2 Compensation of five highest-paid employees (other than those included on line 1). If none, enter "NONE."

(a) Name and address of each employee paid more than \$50,000	(b) Title, and average hours per week devoted to position	(c) Compensation	(d) Contributions to employee benefit plans and deferred compensation	(e) Expense account, other allowances
JENNIFER PEDRONI - 2506 N BROAD STREET, SUITE 206, COLMAR, PA 18915	VP ADMINISTRATION	83,981.	5,806.	0.
TAMELA LUCE - 2506 N BROAD STREET, SUITE 206, COLMAR, PA 18915	PROGRAM OFFICER	68,608.	4,769.	0.

Total number of other employees paid over \$50,000

0

Form 990-PF (2013)

Part VIII Information About Officers, Directors, Trustees, Foundation Managers, Highly Paid Employees, and Contractors (continued)**3** Five highest-paid independent contractors for professional services. If none, enter "NONE."

(a) Name and address of each person paid more than \$50,000	(b) Type of service	(c) Compensation
SCHULTZ & WILLIAMS - 325 CHESTNUT STREET, SUITE 700, PHILADELPHIA, PA 19106-2422	DEVELOPMENT	126,796.
Total number of others receiving over \$50,000 for professional services ..		0

Part IX-A Summary of Direct Charitable Activities

List the foundation's four largest direct charitable activities during the tax year. Include relevant statistical information such as the number of organizations and other beneficiaries served, conferences convened, research papers produced, etc.	Expenses
1 SEE STATEMENT 15	506,884.
2 SEE STATEMENT 16	173,800.
3 SEE STATEMENT 17	127,521.
4 SEE STATEMENT 18	27,500.

Part IX-B Summary of Program-Related Investments

Describe the two largest program-related investments made by the foundation during the tax year on lines 1 and 2.	Amount
1 N/A	
2	
All other program-related investments. See instructions.	
3	
Total. Add lines 1 through 3 ..	0.

Form 990-PF (2013)

Part X**Minimum Investment Return** (All domestic foundations must complete this part. Foreign foundations, see instructions.)

1	Fair market value of assets not used (or held for use) directly in carrying out charitable, etc., purposes:		
a	Average monthly fair market value of securities	1a	37,408,469.
b	Average of monthly cash balances	1b	1,501,195.
c	Fair market value of all other assets	1c	825,494.
d	Total (add lines 1a, b, and c)	1d	39,735,158.
e	Reduction claimed for blockage or other factors reported on lines 1a and 1c (attach detailed explanation)	1e	0.
2	Acquisition indebtedness applicable to line 1 assets	2	0.
3	Subtract line 2 from line 1d	3	39,735,158.
4	Cash deemed held for charitable activities. Enter 1 1/2% of line 3 (for greater amount, see instructions)	4	596,027.
5	Net value of noncharitable-use assets. Subtract line 4 from line 3. Enter here and on Part V, line 4	5	39,139,131.
6	Minimum investment return. Enter 5% of line 5	6	1,956,957.

Part XI**Distributable Amount** (see instructions) (Section 4942(j)(3) and (j)(5) private operating foundations and certain foreign organizations check here ☐ and do not complete this part.)

1	Minimum investment return from Part X, line 6	1	1,956,957.
2a	Tax on investment income for 2013 from Part VI, line 5	2a	78,793.
b	Income tax for 2013. (This does not include the tax from Part VI.)	2b	
c	Add lines 2a and 2b	2c	78,793.
3	Distributable amount before adjustments. Subtract line 2c from line 1	3	1,878,164.
4	Recoveries of amounts treated as qualifying distributions	4	0.
5	Add lines 3 and 4	5	1,878,164.
6	Deduction from distributable amount (see instructions)	6	0.
7	Distributable amount as adjusted. Subtract line 6 from line 5. Enter here and on Part XIII, line 1	7	1,878,164.

Part XII**Qualifying Distributions** (see instructions)

1	Amounts paid (including administrative expenses) to accomplish charitable, etc., purposes:		
a	Expenses, contributions, gifts, etc. - total from Part I, column (d), line 26	1a	1,566,697.
b	Program-related investments - total from Part IX-B	1b	0.
2	Amounts paid to acquire assets used (or held for use) directly in carrying out charitable, etc., purposes	2	14,142.
3	Amounts set aside for specific charitable projects that satisfy the:		
a	Suitability test (prior IRS approval required)	3a	
b	Cash distribution test (attach the required schedule)	3b	
4	Qualifying distributions. Add lines 1a through 3b. Enter here and on Part V, line 8, and Part XIII, line 4	4	1,580,839.
5	Foundations that qualify under section 4940(e) for the reduced rate of tax on net investment income. Enter 1% of Part I, line 27b	5	0.
6	Adjusted qualifying distributions. Subtract line 5 from line 4	6	1,580,839.

Note. The amount on line 6 will be used in Part V, column (b), in subsequent years when calculating whether the foundation qualifies for the section 4940(e) reduction of tax in those years.

Form 990-PF (2013)

Part XIII Undistributed Income (see instructions)

	(a) Corpus	(b) Years prior to 2012	(c) 2012	(d) 2013
1 Distributable amount for 2013 from Part XI, line 7				1,878,164.
2 Undistributed income, if any, as of the end of 2013:				
a Enter amount for 2012 only			0.	
b Total for prior years:		0.		
3 Excess distributions carryover, if any, to 2013:				
a From 2008				
b From 2009				
c From 2010				
d From 2011	393,635.			
e From 2012				
f Total of lines 3a through e	393,635.			
4 Qualifying distributions for 2013 from Part XII, line 4: ► \$ 1,580,839.				
a Applied to 2012, but not more than line 2a			0.	
b Applied to undistributed income of prior years (Election required - see instructions)		0.		
c Treated as distributions out of corpus (Election required - see instructions)	0.			
d Applied to 2013 distributable amount				1,580,839.
e Remaining amount distributed out of corpus	0.			
5 Excess distributions carryover applied to 2013 (If an amount appears in column (d), the same amount must be shown in column (a))	297,325.			297,325.
6 Enter the net total of each column as indicated below:				
a Corpus. Add lines 3f, 4c, and 4e. Subtract line 5	96,310.			
b Prior years' undistributed income. Subtract line 4b from line 2b		0.		
c Enter the amount of prior years' undistributed income for which a notice of deficiency has been issued, or on which the section 4942(a) tax has been previously assessed		0.		
d Subtract line 6c from line 6b. Taxable amount - see instructions		0.		
e Undistributed income for 2012. Subtract line 4a from line 2a. Taxable amount - see instr.			0.	
f Undistributed income for 2013. Subtract lines 4d and 5 from line 1. This amount must be distributed in 2014				0.
7 Amounts treated as distributions out of corpus to satisfy requirements imposed by section 170(b)(1)(F) or 4942(g)(3)	0.			
8 Excess distributions carryover from 2008 not applied on line 5 or line 7	0.			
9 Excess distributions carryover to 2014. Subtract lines 7 and 8 from line 6a	96,310.			
10 Analysis of line 9:				
a Excess from 2009				
b Excess from 2010				
c Excess from 2011	96,310.			
d Excess from 2012				
e Excess from 2013				

N/A

- b. Check box to indicate whether the foundation is a private operating foundation described in section**

☐ 4942(1)(3) or ☐ 4942(1)(5)

- b 85% of line 2a**

- d** Amounts included in line 2c not used directly for active conduct of exempt activities

- e Qualifying distributions made directly for active conduct of exempt activities.

Subtract line 2d from line 2c

- 3 Complete 3a, b, or c for the alternative test relied upon:

- a "Assets" alternative test - enter:

- (1) Value of all assets**

- (2) Value of assets qualifying under section 4942(j)(3)(B)(i)

- b "Endowment" alternative test** - enter 2/3 of minimum investment return shown in Part X, line 6 for each year listed

- c "Support" alternative test - enter:

- (1) Total support other than gross investment income (interest, dividends, rents, payments on securities loans (section 512(a)(5)), or royalties)

- (2) Support from general public and 5 or more exempt organizations as provided in section 4942(i)(3)(B)(iii)

- (3) Largest amount of support from an exempt organization**

- (4) Gross investment income

Part XV **Supplementary Information** (Complete this part only if the foundation had \$5,000 or more in assets at any time during the year-see instructions.)

1 Information Regarding Foundation Managers:

- a List any managers of the foundation who have contributed more than 2% of the total contributions received by the foundation before the close of any tax year (but only if they have contributed more than \$5,000). (See section 507(d)(2).)

NONE

- b List any managers of the foundation who own 10% or more of the stock of a corporation (or an equally large portion of the ownership of a partnership or other entity) of which the foundation has a 10% or greater interest.

NONE

2 Information Regarding Contribution, Grant, Gift, Loan, Scholarship, etc., Programs:

Check here ☐ if the foundation only makes contributions to preselected charitable organizations and does not accept unsolicited requests for funds. If the foundation makes gifts, grants, etc. (see instructions) to individuals or organizations under other conditions, complete items 2a, b, c, and d.

- a The name, address, and telephone number or e-mail address of the person to whom applications should be addressed:

SEE STATEMENT 19

- b The form in which applications should be submitted and information and materials they should include:

- c Any submission deadlines:

- d Any restrictions or limitations on awards, such as by geographical areas, charitable fields, kinds of institutions, or other factors:

Part XV Supplementary Information (continued)**3 Grants and Contributions Paid During the Year or Approved for Future Payment**

Recipient	If recipient is an individual, show any relationship to any foundation manager or substantial contributor	Foundation status of recipient	Purpose of grant or contribution	Amount
Name and address (home or business)			**	
a Paid during the year				
ADVANCED LIVING MANAGEMENT &DEVELOPMENT INC 1292 ALLENTOWN ROAD LANSDALE, PA 19446		PC	MATCHING GRANT	100.
BENEFITS DATA TRUST 2 LOGAN SQUARE, SUITE 550 PHILADELPHIA, PA 19103		PC	PLANNING GRANT: BDT WILL PARTNER WITH THE HEALTH PROMOTION COUNCIL, PHILABUNDANCE AND AREA HEALTH	5,000.
CATHOLIC SOCIAL SERVICES 353 E. JOHNSON HIGHWAY NORRISTOWN, PA 19401-2020		PC	PLANNING GRANT: CATHOLIC SOCIAL SERVICES WILL PARTNER WITH NORRISTOWN MINISTRIES AND	5,000.
CATHOLIC SOCIAL SERVICES 353 E. JOHNSON HIGHWAY NORRISTOWN, PA 19401-2020		PC	OPERATING AND CAPACITY BUILDING SUPPORT	20,000.
DELAWARE VALLEY GRANTMAKERS 230 SOUTH BROAD STREET, SUITE 402 PHILADELPHIA, PA 19102		PC	IN SUPORT OF SPARKING SOLUTIONS, DVG'S STRATEGIC PLANNING FRAMEWORK	5,000.
Total SEE CONTINUATION SHEET(S) ▶ 3a				632,687.
b Approved for future payment				
MANNA ON MAIN STREET 700 LAWN AVENUE, PO BOX 902 LANSDALE, PA 19446		PC	TRANSFORMING CHILD FOOD SECURITY IN THE NORTH PENN REGION THROUGH IMPROVING HEALTH FOOD ACCESS TO	25,000.
NHS MONTGOMERY COUNTY 400 N. BROAD STREET LANSDALE, PA 19446		PC	TO DEVELOP AN INTEGRATED BEHAVIORAL HEALTH AND PRIMARY CARE PARTNERSHIP BETWEEN NHS MONTGOMERY	20,000.
PHILABUNDANCE 3616 SOUTH GALLOWAY STREET PHILADELPHIA, PA 19148		PC	MAXIMIZE AND INCREASE THE ACQUISITION AND DISTRIBUTION OF PRODUCE AND OTHER NUTRITIOUS FOOD TO	25,000.
Total SEE CONTINUATION SHEET(S) ▶ 3b				95,000.

Part XVII Information Regarding Transfers To and Transactions and Relationships With Noncharitable Exempt Organizations



- | | | Yes | No |
|------------|--|--------------|----------|
| 1 | Did the organization directly or indirectly engage in any of the following with any other organization described in section 501(c) of the Code (other than section 501(c)(3) organizations) or in section 527, relating to political organizations? | | |
| a | Transfers from the reporting foundation to a noncharitable exempt organization of: | | |
| (1) | Cash | 1a(1) | X |
| (2) | Other assets | 1a(2) | X |
| b | Other transactions: | | |
| (1) | Sales of assets to a noncharitable exempt organization | 1b(1) | X |
| (2) | Purchases of assets from a noncharitable exempt organization | 1b(2) | X |
| (3) | Rental of facilities, equipment, or other assets | 1b(3) | X |
| (4) | Reimbursement arrangements | 1b(4) | X |
| (5) | Loans or loan guarantees | 1b(5) | X |
| (6) | Performance of services or membership or fundraising solicitations | 1b(6) | X |
| c | Sharing of facilities, equipment, mailing lists, other assets, or paid employees | 1c | X |
| d | If the answer to any of the above is "Yes," complete the following schedule. Column (b) should always show the fair market value of the goods, other assets, or services given by the reporting foundation. If the foundation received less than fair market value in any transaction or sharing arrangement, show in column (d) the value of the goods, other assets, or services received. | | |

[illegible]

- 2a** Is the foundation directly or indirectly affiliated with, or related to, one or more tax-exempt organizations described in section 501(c) of the Code (other than section 501(c)(3)) or in section 527? ☐ Yes ☒ No
- b** If "Yes," complete the following schedule.

(a) Name of organization	(b) Type of organization	(c) Description of relationship
N/A		

Under penalties of perjury, I declare that I have examined this return, including accompanying schedules and statements, and to the best of my knowledge and belief, it is true, correct, and complete. Declaration of preparer (other than taxpayer) is based on all information of which preparer has any knowledge.

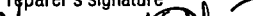
Sign Here  3-20-15  **Treasurer, CEO**

Signature of officer or trustee _____ Date _____ Title _____

May the IRS discuss this return with the preparer shown below (see instr. 7)? ☒ Yes ☐ No

May the IRS discuss this return with the preparer shown below (see instr)?

☒ Yes ☐ No

Paid Preparer Use Only	Print/Type preparer's name KAREN GRIES	Preparer's signature  KAREN GRIES	Date 3/10/2015	Check <input type="checkbox"/> if self-employed	PTIN P00078514
	Firm's name ▶ CLIFTONLARSONALLEN LLP				Firm's EIN ▶ 41-0746749
	Firm's address ▶ 610 W. GERMANTOWN PIKE, STE. 400 PLYMOUTH MEETING, PA 19462				Phone no. 215-643-3900

Schedule B

(Form 990, 990-EZ, or 990-PF)

Department of the Treasury
Internal Revenue Service**Schedule of Contributors**

- ▶ Attach to Form 990, Form 990-EZ, or Form 990-PF.
▶ Information about Schedule B (Form 990, 990-EZ, or 990-PF) and its instructions is at www.irs.gov/form990.

OMB No 1545-0047

2013

Name of the organization

Employer identification number

NORTH PENN COMMUNITY HEALTH FOUNDATION

23-1352175

Organization type (check one):

Filers of:

Section:

Form 990 or 990-EZ

☐ 501(c)() (enter number) organization☐ 4947(a)(1) nonexempt charitable trust **not** treated as a private foundation☐ 527 political organization

Form 990-PF

☒ 501(c)(3) exempt private foundation☐ 4947(a)(1) nonexempt charitable trust treated as a private foundation☐ 501(c)(3) taxable private foundationCheck if your organization is covered by the **General Rule** or a **Special Rule**.**Note.** Only a section 501(c)(7), (8), or (10) organization can check boxes for both the General Rule and a Special Rule. See instructions.**General Rule**

- ☒ For an organization filing Form 990, 990-EZ, or 990-PF that received, during the year, \$5,000 or more (in money or property) from any one contributor. Complete Parts I and II.

Special Rules

- ☐ For a section 501(c)(3) organization filing Form 990 or 990-EZ that met the 33 1/3% support test of the regulations under sections 509(a)(1) and 170(b)(1)(A)(vi) and received from any one contributor, during the year, a contribution of the greater of (1) \$5,000 or (2) 2% of the amount on (i) Form 990, Part VIII, line 1h, or (ii) Form 990-EZ, line 1. Complete Parts I and II.
- ☐ For a section 501(c)(7), (8), or (10) organization filing Form 990 or 990-EZ that received from any one contributor, during the year, total contributions of more than \$1,000 for use *exclusively* for religious, charitable, scientific, literary, or educational purposes, or the prevention of cruelty to children or animals. Complete Parts I, II, and III.
- ☐ For a section 501(c)(7), (8), or (10) organization filing Form 990 or 990-EZ that received from any one contributor, during the year, contributions for use *exclusively* for religious, charitable, etc., purposes, but these contributions did not total to more than \$1,000. If this box is checked, enter here the total contributions that were received during the year for an *exclusively* religious, charitable, etc., purpose. Do not complete any of the parts unless the **General Rule** applies to this organization because it received *nonexclusively* religious, charitable, etc., contributions of \$5,000 or more during the year ▶ \$ _____

Caution. An organization that is not covered by the General Rule and/or the Special Rules does not file Schedule B (Form 990, 990-EZ, or 990-PF), but it **must** answer "No" on Part IV, line 2, of its Form 990; or check the box on line H of its Form 990-EZ or on its Form 990-PF, Part I, line 2, to certify that it does not meet the filing requirements of Schedule B (Form 990, 990-EZ, or 990-PF).

LHA For Paperwork Reduction Act Notice, see the Instructions for Form 990, 990-EZ, or 990-PF. Schedule B (Form 990, 990-EZ, or 990-PF) (2013)

Name of organization

Employer identification number

NORTH PENN COMMUNITY HEALTH FOUNDATION

23-1352175

Part I Contributors (see instructions). Use duplicate copies of Part I if additional space is needed.

(a) No.	(b) Name, address, and ZIP + 4	(c) Total contributions	(d) Type of contribution
1	MARY SPIERS TRUST, C/O WELLS FARGO WEALTH MGT ONE WST FOURTH ST, D4000-0062 WINSTON-SALEM, NC 27101	\$ 9,400.	Person <input checked="" type="checkbox"/> Payroll <input type="checkbox"/> Noncash <input type="checkbox"/> (Complete Part II for noncash contributions.)
		\$	Person <input type="checkbox"/> Payroll <input type="checkbox"/> Noncash <input type="checkbox"/> (Complete Part II for noncash contributions.)
		\$	Person <input type="checkbox"/> Payroll <input type="checkbox"/> Noncash <input type="checkbox"/> (Complete Part II for noncash contributions.)
		\$	Person <input type="checkbox"/> Payroll <input type="checkbox"/> Noncash <input type="checkbox"/> (Complete Part II for noncash contributions.)
		\$	Person <input type="checkbox"/> Payroll <input type="checkbox"/> Noncash <input type="checkbox"/> (Complete Part II for noncash contributions.)
		\$	Person <input type="checkbox"/> Payroll <input type="checkbox"/> Noncash <input type="checkbox"/> (Complete Part II for noncash contributions.)
		\$	Person <input type="checkbox"/> Payroll <input type="checkbox"/> Noncash <input type="checkbox"/> (Complete Part II for noncash contributions.)

Name of organization

Employer identification number

NORTH PENN COMMUNITY HEALTH FOUNDATION**23-1352175****Part II Noncash Property** (see instructions). Use duplicate copies of Part II if additional space is needed.

(a) No. from Part I	(b) Description of noncash property given	(c) FMV (or estimate) (see instructions)	(d) Date received
		\$	
		\$	
		\$	
		\$	
		\$	
		\$	
		\$	
		\$	
		\$	
		\$	
		\$	

Name of organization

Employer identification number

NORTH PENN COMMUNITY HEALTH FOUNDATION

23-1352175

Part III Exclusively religious, charitable, etc., individual contributions to section 501(c)(7), (8), or (10) organizations that total more than \$1,000 for the year. Complete columns (a) through (e) and the following line entry. For organizations completing Part III, enter the total of exclusively religious, charitable, etc., contributions of \$1,000 or less for the year. (Enter this information once) ▶ \$

Use duplicate copies of Part III if additional space is needed.

(a) No. from Part I	(b) Purpose of gift	(c) Use of gift	(d) Description of how gift is held
	(e) Transfer of gift		
	Transferee's name, address, and ZIP + 4		Relationship of transferor to transferee
	(e) Transfer of gift		
	Transferee's name, address, and ZIP + 4		Relationship of transferor to transferee
	(e) Transfer of gift		
	Transferee's name, address, and ZIP + 4		Relationship of transferor to transferee
	(e) Transfer of gift		
	Transferee's name, address, and ZIP + 4		Relationship of transferor to transferee
	(e) Transfer of gift		
	Transferee's name, address, and ZIP + 4		Relationship of transferor to transferee
	(e) Transfer of gift		
	Transferee's name, address, and ZIP + 4		Relationship of transferor to transferee

FORM 990-PF INTEREST ON SAVINGS AND TEMPORARY CASH INVESTMENTS STATEMENT 1

SOURCE	(A) REVENUE PER BOOKS	(B) NET INVESTMENT INCOME	(C) ADJUSTED NET INCOME
VARIOUS	216.	216.	216.
TOTAL TO PART I, LINE 3	216.	216.	216.

FORM 990-PF DIVIDENDS AND INTEREST FROM SECURITIES STATEMENT 2

SOURCE	GROSS AMOUNT	CAPITAL GAINS DIVIDENDS	(A) REVENUE PER BOOKS	(B) NET INVEST- MENT INCOME	(C) ADJUSTED NET INCOME
VARIOUS	3,939,452.	0.	3,939,452.	3,939,452.	3,939,452.
TO PART I, LINE 4	3,939,452.	0.	3,939,452.	3,939,452.	3,939,452.

FORM 990-PF OTHER INCOME STATEMENT 3

DESCRIPTION	(A) REVENUE PER BOOKS	(B) NET INVEST- MENT INCOME	(C) ADJUSTED NET INCOME
OTHER INCOME	1,201.		1,201.
RENTAL INCOME	264,003.		264,003.
TOTAL TO FORM 990-PF, PART I, LINE 11	265,204.		265,204.

FORM 990-PF LEGAL FEES STATEMENT 4

DESCRIPTION	(A) EXPENSES PER BOOKS	(B) NET INVEST- MENT INCOME	(C) ADJUSTED NET INCOME	(D) CHARITABLE PURPOSES
LEGAL EXPENSES	15,072.	0.	0.	12,155.
TO FM 990-PF, PG 1, LN 16A	15,072.	0.	0.	12,155.

FORM 990-PF	ACCOUNTING FEES			STATEMENT 5
DESCRIPTION	(A) EXPENSES PER BOOKS	(B) NET INVEST- MENT INCOME	(C) ADJUSTED NET INCOME	(D) CHARITABLE PURPOSES
ACCOUNTING/AUDIT EXPENSE	17,458.	0.	0.	18,708.
FORM 990-PF, PG 1, LN 16B	17,458.	0.	0.	18,708.

FORM 990-PF	OTHER PROFESSIONAL FEES			STATEMENT 6
DESCRIPTION	(A) EXPENSES PER BOOKS	(B) NET INVEST- MENT INCOME	(C) ADJUSTED NET INCOME	(D) CHARITABLE PURPOSES
PROGRAMMATIC/BOARD/OTHER CONSULTING	209,030.	0.	0.	225,083.
FORM 990-PF, PG 1, LN 16C	209,030.	0.	0.	225,083.

FORM 990-PF	TAXES			STATEMENT 7
DESCRIPTION	(A) EXPENSES PER BOOKS	(B) NET INVEST- MENT INCOME	(C) ADJUSTED NET INCOME	(D) CHARITABLE PURPOSES
EXCISE TAX	69,338.	0.	0.	0.
REAL ESTATE TAXES	4,348.	0.	0.	4,348.
FORM 990-PF, PG 1, LN 18	73,686.	0.	0.	4,348.

FORM 990-PF	OTHER EXPENSES			STATEMENT 8
DESCRIPTION	(A) EXPENSES PER BOOKS	(B) NET INVEST- MENT INCOME	(C) ADJUSTED NET INCOME	(D) CHARITABLE PURPOSES
OFFICE SUPPLIES & COMPUTER MAINTENANCE	19,050.	0.	0.	17,679.
TELEPHONE & CABLE (COMMUNICATIONS)	12,350.	0.	0.	12,876.
POSTAGE	836.	0.	0.	1,179.

NORTH PENN COMMUNITY HEALTH FOUNDATION

23-1352175

INSURANCE	14,597.	0.	0.	14,596.
UES & SUBSCRIPTIONS	8,107.	0.	0.	8,055.
ISCELLANEOUS	9,103.	0.	0.	7,733.
HOSPITAL RELATED EXPENSES	24,605.	0.	0.	0.
FORM 990-PF, PG 1, LN 23	88,648.	0.	0.	62,118.

FORM 990-PF OTHER INCREASES IN NET ASSETS OR FUND BALANCES STATEMENT 9

DESCRIPTION	AMOUNT
UNREALIZED GAIN ON SECURITIES	659,919.
CHANGE IN BENEFICIAL INTEREST IN REMAINDER TRUST	25,501.
CHANGE IN BENEFICIAL INTEREST IN PERPETUAL TRUST	13,466.
TOTAL TO FORM 990-PF, PART III, LINE 3	698,886.

FORM 990-PF OTHER INVESTMENTS STATEMENT 10

DESCRIPTION	VALUATION METHOD	BOOK VALUE	FAIR MARKET VALUE
NORTH PENN HOSPITAL DEFERRED COMPENSATION PLAN	FMV	519,539.	519,539.
MUTUAL FUNDS	FMV	39,738,015.	39,738,015.
ALTERNATIVE INVESTMENTS	FMV	117,956.	117,956.
TOTAL TO FORM 990-PF, PART II, LINE 13		40,375,510.	40,375,510.

FORM 990-PF DEPRECIATION OF ASSETS NOT HELD FOR INVESTMENT STATEMENT 11

DESCRIPTION	COST OR OTHER BASIS	ACCUMULATED DEPRECIATION	BOOK VALUE
LAND	1,906,478.	0.	1,906,478.
LAND IMPROVEMENTS	698,949.	200,192.	498,757.
BUILDING	4,420,835.	690,708.	3,730,127.
LEASEHOLD IMPROVEMENTS	898,797.	886,044.	12,753.
FURNITURE, FIXTURES AND EQUIPMENT	430,831.	394,705.	36,126.
TOTAL TO FM 990-PF, PART II, LN 14	8,355,890.	2,171,649.	6,184,241.

FORM 990-PF	OTHER ASSETS		STATEMENT 12
DESCRIPTION	BEGINNING OF YR BOOK VALUE	END OF YEAR BOOK VALUE	FAIR MARKET VALUE
UNBENEFICIAL INTEREST IN PERPETUAL TRUSTS	211,162.	224,628.	224,628.
UNBENEFICIAL INTEREST IN REMAINDER TRUSTS	575,365.	600,866.	600,866.
COAN REFINANCING FEES, NET	0.	70,497.	70,497.
TOTAL TO FORM 990-PF, PART II, LINE 15	786,527.	895,991.	895,991.

FORM 990-PF	OTHER LIABILITIES		STATEMENT 13
DESCRIPTION	BOY AMOUNT	EOY AMOUNT	
LIABILITIES IN RELATION TO NORTH PENN HOSPITAL	472,267.	519,539.	
INTEREST RATE SWAP	458,775.	517,257.	
LEASANT SECURITY DEPOSITS	17,107.	15,807.	
TOTAL TO FORM 990-PF, PART II, LINE 22	948,149.	1,052,603.	

FORM 990-PF PART VIII - LIST OF OFFICERS, DIRECTORS STATEMENT 14
TRUSTEES AND FOUNDATION MANAGERS

NAME AND ADDRESS	TITLE AND AVRG HRS/WK	COMPEN- SATION	EMPLOYEE BEN PLAN CONTRIB	EXPENSE ACCOUNT
MUSSELL JOHNSON 506 N BROAD STREET, SUITE 206 COLMAR, PA 18915	PRESIDENT, CEO 50.00	160,173.	9,818.	4,400.
MUSSELL HENSEL 506 N BROAD STREET, SUITE 206 COLMAR, PA 18915	CHAIRPERSON 2.00	0.	0.	0.
MANCY ALBA DUNLEAVY 506 N BROAD STREET, SUITE 206 COLMAR, PA 18915	VICE CHAIRPERSON 1.00	0.	0.	0.
ALFREDO DE LA PENA 506 N BROAD STREET, SUITE 206 COLMAR, PA 18915	SECRETARY 2.00	0.	0.	0.
KENNETH AMEY 506 N BROAD STREET, SUITE 206 COLMAR, PA 18915	TREASURER 1.00	0.	0.	0.
BILL STEVENS 506 N BROAD STREET, SUITE 2062506 506 N BROAD STREET, SUITE 206 COLMAR, PA 18915	DIRECTOR 1.00	0.	0.	0.
SANDY VASOLI 506 N BROAD STREET, SUITE 206 COLMAR, PA 18915	DIRECTOR 1.00	0.	0.	0.
GEORGE MARKS 506 N BROAD STREET, SUITE 206 COLMAR, PA 18915	DIRECTOR 1.00	0.	0.	0.
ELIZABETH STYER 506 N BROAD STREET, SUITE 206 COLMAR, PA 18915	DIRECTOR 1.00	0.	0.	0.
DAVID H CROSSON 506 N BROAD STREET, SUITE 206 COLMAR, PA 18915	DIRECTOR 1.00	0.	0.	0.

AUL POCALYKO	DIRECTOR			
506 N BROAD STREET, SUITE 206	1.00	0.	0.	0.
OLMAR, PA 18915				

TOTALS INCLUDED ON 990-PF, PAGE 6, PART VIII	160,173.	9,818.	4,400.
--	----------	--------	--------

FORM 990-PF	SUMMARY OF DIRECT CHARITABLE ACTIVITIES	STATEMENT	15
-------------	---	-----------	----

ACTIVITY ONE

COMMUNITY PARTNERS CENTER FOR HEALTH AND HUMAN SERVICES: THE FOUNDATION, THROUGH A SUBSIDIARY COMPANY, 2506 LLC, OPERATES A MULTI-TENANT NONPROFIT CENTER, COMMUNITY PARTNERS CENTER FOR HEALTH AND HUMAN SERVICES (WWW.CPCHHS.ORG) 2506 LLC IS GOVERNED BY A BOARD OF MANAGERS APPOINTED BY THE NORTH PENN COMMUNITY HEALTH FOUNDATION. THE BOARD OF MANAGERS IS COMPRISED OF 5 INDIVIDUALS, 3 OF WHOM ARE TENANT REPRESENTATIVES. THE FOUNDATION'S OFFICE IS LOCATED IN THE COMMUNITY PARTNERS CENTER ALONG WITH 6 OTHER LOCAL NONPROFIT ORGANIZATIONS SERVING THE NORTH PENN COMMUNITY. THE COMMUNITY PARTNERS CENTER IS DESIGNED TO ENCOURAGE COLLABORATION, EXPLORATION AND DEVELOPMENT OF SYNERGIES TO SUPPORT THE EFFORTS OF LOCAL NONPROFITS IN PROVIDING THE HIGHEST CALIBER PROGRAM AND SERVICES.

16 NONPROFIT ORGANIZATIONS UTILIZED THE COMMUNITY PARTNERS CENTER FREE MEETING ROOMS FOR APPROX. 724 MEETINGS WITH OVER 10,300 PEOPLE ATTENDING. THE VALUE OF THE FREE MEETING ROOM SPACE IS APPROX. \$200,000.

EXPENSES

NO FORM 990-PF, PART IX-A, LINE 1

506,884.

FORM 990-PF	SUMMARY OF DIRECT CHARITABLE ACTIVITIES	STATEMENT	16
-------------	---	-----------	----

ACTIVITY TWO

NORTH PENN COMMONS: FOUR RESPECTED AND EFFECTIVE NONPROFIT ORGANIZATIONS IN THE LANSDALE, MONTGOMERY COUNTY, PENNSYLVANIA COMMUNITY ADVANCED LIVING COMMUNITIES, MANNA ON MAIN STREET, NORTH PENN YMCA AND THE PEAK CENTER - HAVE DEVELOPED AN INNOVATIVE PARTNERSHIP KNOWN AS NORTH PENN COMMONS (WWW.NORTHPENNCOMMONS.ORG) THAT WILL LEVERAGE THEIR

O-LOCATION ON A SINGLE CAMPUS AND BUILD UPON THE INDIVIDUAL
ORE COMPETENCIES OF EACH PARTNER. THE PARTNERSHIP IS
ESIGNED TO FOSTER THE DEVELOPMENT OF NEW AND HIGH QUALITY
ROGRAMS/SERVICES, PROVIDE BETTER ACCESS TO MEMBERS AND
LIENTS, SHARE EXPENSES, AND USE PHILANTHROPIC AND VOLUNTEER
ESOURCES MOST EFFECTIVELY FOR THE BENEFIT OF THE COMMUNITY.

S A FUNDER OF EACH OF THE ORGANIZATIONS, THE NORTH PENN
COMMUNITY HEALTH FOUNDATION SAW THE OPPORTUNITY FOR
COLLABORATION AND BROUGHT THE LEADERS OF THE FOUR AGENCIES
TOGETHER TO DISCUSS A COORDINATED APPROACH.

EXPENSES

O FORM 990-PF, PART IX-A, LINE 2

173,800.

FORM 990-PF	SUMMARY OF DIRECT CHARITABLE ACTIVITIES	STATEMENT	17
-------------	---	-----------	----

CTIVITY THREE

OUR WAY HOME MONTGOMER COUNTY: THE FOUNDATION HAS
OMMITTED \$600,000 OVER THREE YEARS TO YOUR WAY HOME
MONTGOMERY COUNTY (YWH), A PUBLIC/PRIVATE PARTNERSHIP TO END
HOMELESSNESS IN MONTGOMERY COUNTY, PA, TO IMPROVE THE
HOUSING STABILITY, ECONOMIC SECURITY AND HEALTH OF ALL
MONTGOMERY COUNTY RESIDENTS. YWH'S GOAL IS TO REDUCE
HOMELESSNESS IN MONTGOMERY COUNTY BY OVER 50% IN THE NEXT
FIVE YEARS WHILE EXITING PEOPLE FROM HOMELESSNESS TO
PERMANENT HOUSING MORE RAPIDLY.

THE PRESIDENT, CEO SERVES ON THE LEADERSHIP COUNCIL,
COMPRISED OF PUBLIC, PRIVATE AND NONPROFIT PARTNERS, WHO
SETS THE STRATEGIC DIRECTION AND GUIDES PRIVATE SECTOR
INVESTMENTS IN SERVICES, CAPACITY BUILDING, LEARNING,
EVALUATION AND COMMUNICATIONS.

THE FOUNDATION PROVIDES FUNDING FOR A NUMBER OF CONSULTANTS
TO SUPPORT EFFORTS TO SCALE THE POSITIVE SOCIAL IMPACT OF
YWH THROUGH EVALUATION, COMMUNICATIONS AND A LEARNING
COLLABORATIVE STRUCTURE.

EXPENSES

O FORM 990-PF, PART IX-A, LINE 3

127,521.

FORM 990-PF

SUMMARY OF DIRECT CHARITABLE ACTIVITIES

STATEMENT 18

ACTIVITY FOUR

THE ACADEMY: THE ACADEMY IS A FOUNDATION-LED CAPACITY BUILDING PROGRAM FOR THE HEALTH AND HUMAN SERVICES COMMUNITY SERVING THE NORTH PENN AND SURROUNDING COMMUNITIES. THROUGH A SERIES OF HIGH QUALITY WORKSHOPS, ROUNDTABLES, TRAININGS AND OTHER GATHERINGS, THE ACADEMY HELPS ORGANIZATIONS STRENGTHEN THEIR BUSINESS AND MANAGEMENT ACUMEN. WORKSHOPS AND TRAININGS ARE DELIVERED BY LOCAL AND NATIONALLY-RECOGNIZED PROFESSIONALS WITH EXPERTISE IN A WIDE RANGE OF DISCIPLINES.

THE FOUNDATION CONCEIVED OF THE ACADEMY AS A WAY TO HAVE GREATER IMPACT IN THE HEALTH AND HUMAN SERVICE COMMUNITY BEYOND THAT OF A TYPICAL GRANT. THESE EDUCATIONAL OPPORTUNITIES ARE AVAILABLE TO BOARD MEMBERS, EXECUTIVES AND SENIOR STAFF AND ARE OFFERED FREE OF CHARGE. SINCE INCEPTION, THE ACADEMY HAS OFFERED MORE THAN 100 WORKSHOPS IN VARIOUS ASPECTS OF NONPROFIT MANAGEMENT AND GOVERNANCE TO HUNDREDS OF NONPROFIT LEADERS.

EXPENSES

FORM 990-PF, PART IX-A, LINE 4

27,500.

FORM 990-PF	GRANT APPLICATION SUBMISSION INFORMATION	STATEMENT 19
	PART XV, LINES 2A THROUGH 2D	

NAME AND ADDRESS OF PERSON TO WHOM APPLICATIONS SHOULD BE SUBMITTED

USSELL JOHNSON
506 N BROAD STREET, SUITE 206
COLMAR, PA 18915

TELEPHONE NUMBER	NAME OF GRANT PROGRAM
215-716-5400	HEALTH OPPORTUNITIES FUND

FORM AND CONTENT OF APPLICATIONS

FOR THE HEALTH OPPORTUNITIES FUND, THE FOUNDATION ONLY ACCEPTS APPLICATIONS VIA ITS ONLINE APPLICATION SYSTEM, WHICH CAN BE ACCESSED AT [HTTP://NPCHF.ORG/GRANTS-PROGRAM/APPLY-GRANT](http://NPCHF.ORG/GRANTS-PROGRAM/APPLY-GRANT).

ANY SUBMISSION DEADLINES

PROPOSAL SUBMISSION DEADLINES ARE POSTED ON THE FOUNDATION'S WEBSITE.

RESTRICTIONS AND LIMITATIONS ON AWARDS

TO BE ELIGIBLE FOR GRANTS SUPPORT, AN ORGANIZATION MUST PROVIDE A SERVICE OR PROGRAM THAT BENEFITS THE RESIDENTS OF ONE OR MORE MONTGOMERY COUNTY, PENNSYLVANIA COMMUNITIES. ORGANIZATIONS DO NOT NEED TO BE PHYSICALLY LOCATED IN THE COUNTY IN ORDER TO BE ELIGIBLE TO RECEIVE GRANT SUPPORT. GUIDELINES AND ADDITIONAL RESTRICTIONS CAN BE FOUND ON THE FOUNDATION'S WEBSITE.

NAME AND ADDRESS OF PERSON TO WHOM APPLICATIONS SHOULD BE SUBMITTED

USSELL JOHNSON
506 N BROAD STREET, SUITE 206
OLMAR, PA 18915

<u>TELEPHONE NUMBER</u>	<u>NAME OF GRANT PROGRAM</u>
215-716-5400	HOUSING FUND

FORM AND CONTENT OF APPLICATIONS

THE HOUSING FUND IS AN INVITATION ONLY GRANTMAKING OPPORTUNITY. MORE THAN SEVEN YEARS OF WORK AND THOUGHT HAVE GONE INTO DEVELOPING AN INTEGRATED MOST-EFFECTIVE APPROACH TO HOUSING KNOWN AS YOUR WAY HOME MONTGOMERY COUNTY. THE FOUNDATION CONTINUES TO PARTNER WITH OTHER FUNDERS AND THE MONTGOMERY COUNTY DEPARTMENTAL LEADERS TO LAUNCH AND IMPLEMENT THE YOUR WAY HOME MONTGOMERY COUNTY PLAN.

ANY SUBMISSION DEADLINES

THE HOUSING FUND IS AN INVITATION ONLY GRANTMAKING OPPORTUNITY.

RESTRICTIONS AND LIMITATIONS ON AWARDS

THE FOUNDATION WILL JOIN OTHER FUNDERS AND STAKEHOLDERS IN SELECTING THE NON-PROFIT ORGANIZATION TO LEAD THIS INITIATIVE.

NAME AND ADDRESS OF PERSON TO WHOM APPLICATIONS SHOULD BE SUBMITTED

USSELL JOHNSON
506 N BROAD STREET, SUITE 206
COLMAR, PA 18915

TELEPHONE NUMBERNAME OF GRANT PROGRAM

215-716-5400

FOOD SECURITY & NUTRITION FUND

FORM AND CONTENT OF APPLICATIONS

FOR THE FOOD SECURITY & NUTRITION FUND, THE FOUNDATION ONLY ACCEPTS APPLICATIONS VIA ITS ONLINE APPLICATION SYSTEM, WHICH CAN BE ACCESSED AT [HTTP://NPCHF.ORG/GRANTS-PROGRAM/APPLY-GRANT](http://NPCHF.ORG/GRANTS-PROGRAM/APPLY-GRANT).

ANY SUBMISSION DEADLINES

PROPOSAL SUBMISSION DEADLINES ARE POSTED ON THE FOUNDATION'S WEBSITE.

RESTRICTIONS AND LIMITATIONS ON AWARDS

TO BE ELIGIBLE FOR GRANTS SUPPORT, AN ORGANIZATION MUST PROVIDE A SERVICE OR PROGRAM THAT BENEFITS THE RESIDENTS OF ONE OR MORE MONTGOMERY COUNTY, PENNSYLVANIA COMMUNITIES. ORGANIZATIONS DO NOT NEED TO BE PHYSICALLY LOCATED IN THE COUNTY IN ORDER TO BE ELIGIBLE TO RECEIVE GRANT SUPPORT. GUIDELINES AND ADDITIONAL RESTRICTIONS CAN BE FOUND ON THE FOUNDATION'S WEBSITE.

NAME AND ADDRESS OF PERSON TO WHOM APPLICATIONS SHOULD BE SUBMITTED

USSELL JOHNSON
506 N BROAD STREET, SUITE 206
OLMAR, PA 18915

<u>ELEPHONE NUMBER</u>	<u>NAME OF GRANT PROGRAM</u>
215-716-5400	CATALYST FUND

FORM AND CONTENT OF APPLICATIONS

THE CATALYST FUND OFFERS GRANT SUPPORT BY INVITATION ONLY. THE FUND IS DESIGNED TO PROVIDE STRATEGIC SUPPORT TO STAKEHOLDER GROUPS WORKING IN PARTNERSHIP WITH THE FOUNDATION TO DEVELOP SYSTEMS CHANGE OPPORTUNITIES THAT ALIGN WITH ITS INTERESTS.

GRANT SUBMISSION DEADLINES

THE CATALYST FUND OFFERS GRANT SUPPORT BY INVITATION ONLY.

RESTRICTIONS AND LIMITATIONS ON AWARDS

THE GOAL OF THE CATALYST FUND IS TO PROVIDE GRANT SUPPORT FOR RESEARCH, PUBLIC POLICY, EDUCATION, STAKEHOLDER CONVENING AND RELATED EFFORTS THAT BUILD UPON THE ACTIVITIES OF THE OTHER THREE TARGETED FUNDS.

ASSET DETAIL**ASSET DESCRIPTION****Cash & Equivalents****MONEY MARKET**SECURED MARKET DEPOSIT ACCOUNT
Asset held in Invested Income Portfolio

SECURED MARKET DEPOSIT ACCOUNT

Total Money Market**Total Cash & Equivalents**

QUANTITY	PRICE	MARKET VALUE AS OF 06/30/14	COST BASIS	UNREALIZED GAIN/LOSS	ESTIMATED ANNUAL INCOME	CURRENT YIELD
955,410		\$955.41	\$955.41	\$0.00	\$0.10	0.01%
22,146,950		22,146.95	22,146.95	0.00	2.21	0.01
		\$23,102.36	\$23,102.36	\$0.00	\$2.31	0.01%
		\$23,102.36	\$23,102.36	\$0.00	\$2.31	0.01%

ASSET DESCRIPTION**Fixed Income****DOMESTIC MUTUAL FUNDS**DODGE & COX INCOME FD COM #147
SYMBOL: DODIX CUSIP: 256210105JPMORGAN HIGH YIELD FUND
SELECT SHARES #3580

SYMBOL: OHYFX CUSIP: 4812C0803

NUVEEN HIGH YIELD MUNICIPAL BOND
FUND-CLAS R #1668

SYMBOL: NHMRX CUSIP: 67065Q772

PIMCO TOTAL RETURN FUND
INSTITUTIONAL SHARES #35

SYMBOL: PTRX CUSIP: 693390700

T ROWE PRICE INSTITUTIONAL FLOAT
RATE FUND #170

SYMBOL: RPIFX CUSIP: 77958B402

T ROWE PRICE SHORT TERM BOND FUND
#55

SYMBOL: PRWBX CUSIP: 77957P105

Total Domestic Mutual Funds

QUANTITY	PRICE	MARKET VALUE AS OF 06/30/14	COST BASIS	UNREALIZED GAIN/LOSS	ESTIMATED ANNUAL INCOME	CURRENT YIELD
2,602,129	\$13.890	\$36,143.57	\$33,302.96	\$2,840.61	\$1,105.90	3.06%
1,218,489	8.170	9,955.06	9,843.50	111.56	575.13	5.78
568,265	16.830	9,563.90	9,336.60	227.30	565.99	5.92
3,326,173	10.970	36,488.12	34,121.58	2,366.54	775.00	2.12
803,757	10.290	8,270.66	8,275.44	- 4.78	346.42	4.19
4,653,256	4.800	22,335.63	22,362.79	- 27.16	332.10	1.49
		\$122,756.94	\$117,242.87	\$5,514.07	\$3,700.54	3.01%
						5 of 66



Period Covered: July 1, 2013 - June 30, 2014

ASSET DETAIL (continued)

ASSET DESCRIPTION

Fixed Income (continued)

INTERNATIONAL MUTUAL FUNDS
 DREYFUS EMERGING MARKETS DEBT LOCAL
 CURRENCY FUND CLASS I #6083
 SYMBOL: DD8IX CUSIP: 261980494
 DREYFUS INTERNATIONAL BOND FUND
 CLASS I #6094
 SYMBOL: DIBRX CUSIP: 261980668
 FIDELITY ADVISORS EMERGING MARKETS
 INCOME FUND CLASS I
 SYMBOL: FMKIX CUSIP: 315920702
 PIMCO FOREIGN BOND FUND
 USD HEDGED INSTL #103
 SYMBOL: PFORX CUSIP: 693390882

Total International Mutual Funds

Total Fixed Income

ASSET DESCRIPTION	QUANTITY	PRICE	MARKET VALUE AS OF 06/30/14	COST BASIS	UNREALIZED GAIN/LOSS	ESTIMATED ANNUAL INCOME	CURRENT YIELD
DREYFUS EMERGING MARKETS DEBT LOCAL CURRENCY FUND CLASS I #6083 SYMBOL: DD8IX CUSIP: 261980494	965 318	\$14.620	\$14,112.95	\$13,434.69	\$678.26	\$229.75	1.63%
DREYFUS INTERNATIONAL BOND FUND CLASS I #6094 SYMBOL: DIBRX CUSIP: 261980668	726,000	17.210	12,494.46	12,363.78	130.68	209.81	1.68
FIDELITY ADVISORS EMERGING MARKETS INCOME FUND CLASS I SYMBOL: FMKIX CUSIP: 315920702	611 212	14.390	8,795.34	8,286.36	508.98	381.40	4.34
PIMCO FOREIGN BOND FUND USD HEDGED INSTL #103 SYMBOL: PFORX CUSIP: 693390882	1,158,248	10.890	12,613.32	11,855.61	757.71	301.14	2.39
Total International Mutual Funds			\$48,016.07	\$45,940.44	\$2,075.63	\$1,122.10	2.34%
Total Fixed Income			\$170,773.01	\$163,183.31	\$7,589.70	\$4,822.64	

Period Covered: July 1, 2013 - June 30, 2014

ASSET DETAIL (continued)**ASSET DESCRIPTION****Equities****DOMESTIC MUTUAL FUNDS**

ASSET DESCRIPTION	QUANTITY	PRICE	MARKET VALUE AS OF 06/30/14	COST BASIS	UNREALIZED GAIN/LOSS	ESTIMATED ANNUAL INCOME	CURRENT YIELD
ARTISAN MID CAP FUND CLASS INS #1333 SYMBOL: APHMX CUSIP: 04314H600	419 192	\$51.050	\$21,399.75	\$16,848.18	\$4,551.57	\$0.00	0.00%
DIAMOND HILL LONG-SHORT FUND CLASS I #11	481,009	23.830	11,462.44	8,332.77	3,129.67	41.09	0.36
SYMBOL: DHLSX CUSIP: 25264S833							
HARBOR CAPITAL APPRECIATION FUND CLASS INST #2012	577 907	59.220	34,223.65	21,399.10	12,824.55	26.06	0.08
SYMBOL: HACAX CUSIP: 411511504							
ISHARES CORE S & P 500 ETF	57,000	197.000	11,229.00	7,693.33	3,535.67	201.78	1.80
SYMBOL: IW CUSIP: 464287200							
JP MORGAN MID CAP VALUE FUND-CLASS I #758	567 204	37.990	21,548.08	15,683.94	5,864.14	173.56	0.80
SYMBOL: FLMVX CUSIP: 339128100							
KALMAR "GROWTH WITH VALUE" SMALL CAP CLASS-INS #4	498 491	21.720	10,827.22	8,748.35	2,078.87	0.00	0.00
SYMBOL: KGSIX CUSIP: 483438305							
MFS VALUE FUND-CLASS I	965,660	34.530	33,344.24	25,062.27	8,281.97	682.72	2.05
SYMBOL: MEIIX CUSIP: 552983694							
STRATTON SMALL-CAP VALUE FUND #37	135 698	78.310	10,626.51	10,569.55	56.96	0.00	0.00
SYMBOL: STSCX CUSIP: 863137105							
Total Domestic Mutual Funds			\$154,660.89	\$114,337.49	\$40,323.40	\$1,125.21	0.73%



Period Covered: July 1, 2013 - June 30, 2014

ASSET DETAIL (continued)

ASSET DESCRIPTION

Equities (continued)

INTERNATIONAL MUTUAL FUNDS

ARTISAN INTERNATIONAL FUND #661
 SYMBOL: ARTIX CUSIP: 04314H204
 DODGE & COX INTERNATIONAL STOCK FUND
 #1048
 SYMBOL: DODFX CUSIP: 256206103
 OPPENHEIMER DEVELOPING MKT-Y #788
 SYMBOL: ODVYX CUSIP: 683974505
 VANGUARD FTSE EMERGING MARKETS ETF
 SYMBOL: VWO CUSIP: 922042858

Total International Mutual Funds

Total Equities

QUANTITY	PRICE	MARKET VALUE AS OF 06/30/14	COST BASIS	UNREALIZED GAIN/LOSS	ESTIMATED ANNUAL INCOME	CURRENT YIELD
899,689	\$31.530	\$28,367.19	\$19,444.00	\$8,923.19	\$510.12	1.80%
598,961	46.440	27,815.75	18,092.25	9,723.50	416.28	1.50
701,012	39.820	27,914.30	24,545.17	3,369.13	114.26	0.41
213,000	43.130	9,186.69	8,935.13	251.56	230.89	2.51
		\$93,283.93	\$71,016.55	\$22,267.38	\$1,271.55	1.36%
		\$247,944.82	\$185,354.04	\$62,590.78	\$2,396.76	0.97%



Period Covered: July 1, 2013 - June 30, 2014

ASSET DETAIL (continued)

ASSET DESCRIPTION

Complementary Strategies

OTHER

ASG GLOBAL ALTERNATIVES FUND CLASS Y

#1993

SYMBOL: GAFYX CUSIP: 63872T885

DRIEHAUS ACTIVE INCOME FUND

SYMBOL: LCMAX CUSIP: 262028855

EATON VANCE GLOBAL MACRO ABSOLUTE
RETURN FUND CLASS I #0088

SYMBOL: EIGMX CUSIP: 277923728

MERGER FD SH BEN INT

SYMBOL: MERFX CUSIP: 589509108

NEUBERGER BERMAN LONG SHORT FUND

CLASS INS #1830

SYMBOL: NLSIX CUSIP: 64128R608

Total Other

Total Complementary Strategies

QUANTITY	PRICE	MARKET VALUE AS OF 06/30/14	COST BASIS	UNREALIZED GAIN/LOSS	ESTIMATED ANNUAL INCOME	CURRENT YIELD
988 980	\$11 280	\$11,155.69	\$11,373.26	-\$217.57	\$0.00	0.00%
1,032 551	10.730	11,079.27	10,832.69	246.58	234.39	2.12
868 475	9.310	8,085.50	8,300.95	-215.45	336.97	4.17
848.395	16.470	13,973.07	13,440.87	532.20	263.85	1.89
1,511.752	12.960	19,592.31	19,501.60	90.71	10.43	0.05
		\$63,885.84	\$63,449.37	\$436.47	\$845.64	1.32%
		\$63,885.84	\$63,449.37	\$436.47	\$845.64	1.32%



Period Covered: July 1, 2013 - June 30, 2014

ASSET DETAIL (continued)

ASSET DESCRIPTION

Real Assets

REAL ASSET FUNDS

CREDIT SUISSE COMMODITY RETURN
STRATEGY FUND CLASS-I #2156
SYMBOL: CRSOX CUSIP: 22544R305
SPDR DJ WILSHIRE INTERNATIONAL REAL
ESTATE ETF
SYMBOL: RWX CUSIP: 78463X863
VANGUARD REIT VIPER
SYMBOL: VNQ CUSIP: 922908553

Total Real Asset Funds

Total Real Assets

QUANTITY	PRICE	MARKET VALUE AS OF 06/30/14	COST BASIS	UNREALIZED GAIN/LOSS	ESTIMATED ANNUAL INCOME	CURRENT YIELD
2,171,404	\$7.700	\$16,719.81	\$16,423.41	\$296.40	\$0.00	0.00%
445,000	44.240	19,686.80	16,616.29	3,070.51	861.08	4.37
260,000	74.840	19,458.40	13,588.36	5,870.04	721.24	3.71
		\$55,865.01	\$46,628.06	\$9,236.95	\$1,582.32	2.83%
		\$55,865.01	\$46,628.06	\$9,236.95	\$1,582.32	2.83%

ACCOUNT VALUE AS OF 06/30/14	COST BASIS	UNREALIZED GAIN/LOSS	ESTIMATED ANNUAL INCOME
\$561,571.04	\$481,717.14	\$79,853.90	\$9,649.67

TOTAL ASSETS

Investor Statement

From: 04/01/2014 To: 06/30/2014

North Penn Community Health Fund

Investor Name: North Penn Community Health Fund

Portfolio Description						Currency	
MDF Special Investments SPC, Ltd.						USD	
	Opening MV	Net Movement	Ending Units	Ending Valuation	Ending MV	Period RoR	Year RoR
MPPLTD March 2009 Segregated Portfolio Class A - USD	18,680.03	0.00	254.7235	71.1296	18,118.39	-3.01%	-2.61%
Total in USD	18,680.03	0.00	254.7235		18,118.39		
					1220.04		

Should you have any queries regarding the contents of this statement please contact the Investor Services Department at the address provided below

Notes: 1. This is a statement of registered shares only. 2. Please note slight variations may occur due to rounding. 3. Any errors or omissions on this statement should be communicated to us within 30 days. 4. Performance results are unaudited, net of all fees and expenses, and are time-weighted over the period specified above. Performance results for this account may differ from the fund performance for various reasons including, but not limited to, timing of investments. Past performance is not indicative of future results.

CACEIS as Administrator
1 Robert Speck Parkway, Suite 1510
Mississauga, ON L4Z 3M3, Canada
www.caceis.com

Investor Services
Tel: + 1 905 281 0001
Fax: + 1 905 248 5161
Email: na.js.meridian@caceis.com



North Penn Community Health Foundation

Austin Capital Safe Harbor Offshore Fund, LTD.
FOR THE PERIOD: 6/01/14 - 6/30/14

RETURNS	PTD	YTD
Austin Capital Safe Harbor Offshore Fund, LTD.	1.38%	(11.96)%
Estimated time-weighted returns for this account Due to timing of personal investments, this return may not equal funds		

ACCOUNT VALUE	PTD	YTD
Beginning Capital	\$98,483	\$113,403
Capital Additions	\$0	\$0
Capital Withdrawals	\$0	\$0
Investment Gains/Losses	\$1,355	\$(13,565)
Estimated Ending Capital	\$99,838	\$99,838
		1220.04

Differences of \$1 to \$2 are due to rounding

The information on this statement is being provided solely for the benefit of the investor to whom this statement is addressed and is not intended to be relied upon by the third party. If you are not the intended recipient, please delete and destroy all copies in your possession and notify the sender that you have received this statement in error.

This is not an offer to sell any securities or a solicitation to buy any securities. The information being provided is estimated and unaudited. The value shown above may vary significantly from the final unaudited net asset value and the final year-end audited net asset value.

Any questions regarding this statement can be addressed by contacting team@acminvestment.com.



Registration: NORTH PENN COMMUNITY HEALTH FDN

Account Summary - Current Month

Fund Name	Share 06/30/2014		Ending	
	Balance	NAV	Market Value	
TIFF MULTI-ASSET FUND	2,292,209.363	\$16.75	\$38,394,506.83	\$38,394,506.83

Distributions may be reinvested or paid in cash at the election of the member. See the Transaction History section for information specific to each fund investment.

The average cost basis is calculated using the single-category average cost basis method. It takes into account all purchases and redemptions, including shares acquired through reinvested dividends and capital gains distributions and wash sales, if any.

Numbers may not add to totals due to rounding.

20153

NORTH PENN COMMUNITY HEALTH FDN



Registration: NORTH PENN COMMUNITY HEALTH FDN

	Share Balance	06/30/2014 NAV	Ending Market Value
TIFF MULTI-ASSET FUND	16,604,088	\$16.75	\$278,118.64
			\$278,118.64

Distributions may be reinvested or paid in cash at the election of the member. See the Transaction History section for information specific to each fund investment.

The average cost basis is calculated using the single-category average cost basis method. It takes into account all purchases and redemptions, including shares acquired through reinvested dividends and capital gains distributions and wash sales, if any.

Numbers may not add to totals due to rounding.

20154

NORTH PENN COMMUNITY HEALTH FDN



Period Covered: April 1, 2014 - June 30, 2014

ASSET DETAIL

ASSET DESCRIPTION

Cash & Equivalents

MONEY MARKET

SECURED MARKET DEPOSIT ACCOUNT
Asset held in Invested Income Portfolio

SECURED MARKET DEPOSIT ACCOUNT

Total Money Market

Total Cash & Equivalents

QUANTITY	PRICE	MARKET VALUE AS OF 06/30/14	COST BASIS	UNREALIZED GAIN/LOSS	CURRENT YIELD	ACCRUED INCOME
8,851.930		\$8,851.93	\$8,851.93	\$0.00	0.01%	\$0.14
460,900.600		460,900.60	460,900.60	0.00	0.01	3.68
		\$469,752.53	\$469,752.53	\$0.00	0.01%	\$3.82
		\$469,752.53	\$469,752.53	\$0.00	0.01%	\$3.82

ASSET DESCRIPTION

Fixed Income

MUNICIPAL BONDS

ALLEGHENY CNTY PA HGR EDU BLDG

DUQUESNE UNIV-SER A

DTD 03/19/13 4.000 03/01/2017

CUSIP: 01728RUP5

MOODY'S RATING: A2

STANDARD & POOR'S RATING: A+

CARLISLE PA AREA SCH DIST

SER B

DTD 09/15/09 3.400 03/01/2019

CUSIP: 142308KP4

MOODY'S RATING: AA2

STANDARD & POOR'S RATING: N/R

ELLWOOD CITY PA AREA SCH DIST

SER A

DTD 11/10/09 3.000 10/01/2016

CUSIP: 289218JW0

MOODY'S RATING: N/R

STANDARD & POOR'S RATING: AA

PAR VALUE	PRICE	MARKET VALUE AS OF 06/30/14	COST BASIS	UNREALIZED GAIN/LOSS	YIELD TO MATURITY	ACCRUED INCOME
200,000.000	\$108.593	\$217,186.00	\$218,185.46	-\$999.46	0.74%	\$2,666.67
150,000.000	100.296	150,444.00	148,880.25	1,563.75	3.33	1,700.00
200,000.000	100.605	201,210.00	199,560.00	1,710.00	2.72	1,500.00





Period Covered: April 1, 2014 - June 30, 2014

ASSET DETAIL (continued)

ASSET DESCRIPTION

Fixed Income (continued)

MUNICIPAL BONDS (continued)

ERIE CNTY PA
 DTD 09/15/09 3.400 09/01/2019
 CUSIP: 295173MR6
 MOODY'S RATING: N/R
 STANDARD & POOR'S RATING: AA

HAMPDEN TWP PA
 DTD 11/28/12 3.000 05/15/2018
 CUSIP: 408793AG2
 MOODY'S RATING: N/R
 STANDARD & POOR'S RATING: AA

LANCASTER CNTY PA HOSP AUTH
 HTLH SYS-LANCASTER GEN
 DTD 06/28/12 4.000 07/01/2017
 CUSIP: 514045ZW6
 MOODY'S RATING: AA3
 STANDARD & POOR'S RATING: AA+

LEBANON COUNTY PA
 DTD 09/10/09 3.000 10/15/2016
 CUSIP: 522426LW3
 MOODY'S RATING: N/R
 STANDARD & POOR'S RATING: AA

LOWER MERION TWP PA
 SER A
 DTD 04/17/14 3.000 07/15/2018
 CUSIP: 548253SM1
 MOODY'S RATING: AAA
 STANDARD & POOR'S RATING: AAA

LOWER PAXTON TWP PA
 SER C
 DTD 10/15/09 2.700 04/01/2017
 CUSIP: 548383GV4
 MOODY'S RATING: AA2
 STANDARD & POOR'S RATING: N/R

PAR VALUE	PRICE	MARKET VALUE AS OF 06/30/14	COST BASIS	UNREALIZED GAIN/LOSS	YIELD TO MATURITY	ACCRUED INCOME
200,000.000	100.550	201,100.00	198,588.69	2,511.31	9.28	2,266.67
200,000.000	107.350	214,700.00	213,208.03	1,490.95	1.06	766.67
100,000.000	108.853	108,853.00	109,399.00	- 546.00	1.00	2,000.00
100,000.000	100.638	100,638.00	100,000.00	638.00	2.71	633.33
200,000.000	108.400	216,800.00	217,886.00	- 1,086.00	0.79	1,233.33
100,000.000	101.419	101,419.00	99,385.66	2,033.34	2.17	675.00



Period Covered: April 1, 2014 - June 30, 2014

ASSET DETAIL (continued)

ASSET DESCRIPTION

Fixed Income (continued)

MUNICIPAL BONDS (continued)

MEADVILLE PA

SER A

DTD 07/30/09 3.000 10/01/2014

CUSIP: 583257KC3

MOODY'S RATING: A2

STANDARD & POOR'S RATING: AA

MOHAWK AREA SCH DIST PA

608156

DTD 08/24/09 3.000 11/01/2016

CUSIP: 608156GP4

MOODY'S RATING: N/R

STANDARD & POOR'S RATING: A

MONESSEN PA SCH DIST

REF-SER A

DTD 09/15/09 3.500 12/15/2018

CUSIP: 609269EV3

MOODY'S RATING: N/R

STANDARD & POOR'S RATING: N/R

MONTGOMERY CNTY PA

PREREFUNDED

DTD 07/15/09 2.625 12/15/2015

ESCROWED TO MATURITY

CUSIP: 613579D32

MOODY'S RATING: N/R

STANDARD & POOR'S RATING: N/R

MONTGOMERY CNTY PA

PREREFUNDED-2014-2-NTS-SER C

DTD 07/15/09 2.625 12/15/2015

ESCROWED TO MATURITY

CUSIP: 613579T35

MOODY'S RATING: N/R

STANDARD & POOR'S RATING: N/R

ASSET DESCRIPTION	PAR VALUE	PRICE	MARKET VALUE AS OF 06/30/14	COST BASIS	UNREALIZED GAIN/LOSS	YIELD TO MATURITY	ACCRUED INCOME
MEADVILLE PA SER A DTD 07/30/09 3.000 10/01/2014 CUSIP: 583257KC3 MOODY'S RATING: A2 STANDARD & POOR'S RATING: AA	100,000,000	100.651	100,651.00	100,024.24	626.76	0.42	750.00
MOHAWK AREA SCH DIST PA 608156 DTD 08/24/09 3.000 11/01/2016 CUSIP: 608156GP4 MOODY'S RATING: N/R STANDARD & POOR'S RATING: A	150,000,000	100.733	151,099.50	149,563.83	1,535.67	2.67	750.00
MONESSEN PA SCH DIST REF-SER A DTD 09/15/09 3.500 12/15/2018 CUSIP: 609269EV3 MOODY'S RATING: N/R STANDARD & POOR'S RATING: N/R	250,000,000	100.878	252,195.00	249,443.47	2,751.53	3.29	388.89
MONTGOMERY CNTY PA PREREFUNDED DTD 07/15/09 2.625 12/15/2015 ESCROWED TO MATURITY CUSIP: 613579D32 MOODY'S RATING: N/R STANDARD & POOR'S RATING: N/R	10,000,000	103.406	10,340.60	10,035.48	305.12	0.28	17.67
MONTGOMERY CNTY PA PREREFUNDED-2014-2-NTS-SER C DTD 07/15/09 2.625 12/15/2015 ESCROWED TO MATURITY CUSIP: 613579T35 MOODY'S RATING: N/R STANDARD & POOR'S RATING: N/R	5,000,000	103.406	5,170.30	5,017.75	152.55	0.28	5.83



133470



Period Covered: April 1, 2014 - June 30, 2014

ASSET DETAIL (continued)

Fixed Income (continued)

MUNICIPAL BONDS (continued)
 MONTGOMERY CNTY PA
 UNREFUNDED-2014-2-NTS-SER C
 DTD 07/15/09 2.625 12/15/2015
 CUSIP: 613579U66
 MOODY'S RATING: AA1
 STANDARD & POOR'S RATING: N/R
 NEW HOPE SOLEBURY PA SCH DIST
 REF-SER A
 DTD 03/01/09 3.100 09/01/2017
 CUSIP: 645500LS6
 MOODY'S RATING: AA1
 STANDARD & POOR'S RATING: N/R
 NORTH FAYETTE TWP PA
 DTD 04/15/14 2.000 04/15/2017
 CUSIP: 659363EB7
 MOODY'S RATING: N/R
 STANDARD & POOR'S RATING: AA
 PENN DELCO PA SCH DIST
 SER B
 DTD 11/23/09 3.000 02/15/2015
 CUSIP: 707332MB5
 MOODY'S RATING: N/R
 STANDARD & POOR'S RATING: AA
 PENNSYLVANIA ST HIGHER EDL
 CARNEGIE MELLON UNIV
 DTD 08/20/09 3.500 08/01/2017
 CUSIP: 70917RXD2
 MOODY'S RATING: N/R
 STANDARD & POOR'S RATING: AA-

PAR VALUE	PRICE	MARKET VALUE AS OF 06/30/14	COST BASIS	UNREALIZED GAIN/LOSS	YIELD TO MATURITY	ACCRUED INCOME
85,000,000	103.509	87,982.65	85,301.59	2,681.06	0.21	99.17
100,000,000	100.324	100,324.00	99,358.29	965.71	2.99	1,033.33
200,000,000	103.550	207,100.00	208,130.00	-1,030.00	0.71	844.44
150,000,000	101.651	152,476.50	150,286.46	2,190.04	0.35	1,700.00
250,000,000	107.324	268,310.00	250,489.85	17,820.15	1.08	3,645.83



Period Covered: April 1, 2014 - June 30, 2014

ASSET DETAIL (continued)

ASSET DESCRIPTION

Fixed Income (continued)

MUNICIPAL BONDS (continued)

PENNSYLVANIA ST TURNPIKE COMM
SER B

DTD 12/22/09 3.125 12/01/2018

CUSIP: 709223YF2

MOODY'S RATING: A1

STANDARD & POOR'S RATING: A+

PHILIPSBURG-OSCEOLA PA AREA

DTD 09/08/09 2.500 10/15/2015

CUSIP: 718703FE6

MOODY'S RATING: A2

STANDARD & POOR'S RATING: A+

STATE COLLEGE BORO PA

DTD 11/10/09 2.500 11/15/2014

CUSIP: 856647HL9

MOODY'S RATING: N/R

STANDARD & POOR'S RATING: AA

WARMINSTER TWP PA MUN AUTH SWR

DTD 03/01/09 3.400 03/01/2018

CUSIP: 934357FN9

MOODY'S RATING: A2

STANDARD & POOR'S RATING: AA

Total Municipal Bonds

Total Fixed Income

PAR VALUE	PRICE	MARKET VALUE AS OF 06/30/14	COST BASIS	UNREALIZED GAIN/LOSS	YIELD TO MATURITY	ACCRUED INCOME
100,000.000	108.162	108,162.00	107,225.73	936.27	1.22	260.42
100,000.000	100.585	100,585.00	99,253.63	1,331.37	2.04	527.78
150,000.000	100.876	151,314.00	150,326.56	987.44	0.16	479.17
100,000.000	100.341	100,341.00	99,662.43	678.57	3.30	1,133.33
		\$3,308,401.55	\$3,269,153.42	\$39,248.13		\$25,071.53
		\$3,308,401.55	\$3,269,153.42	\$39,248.13		\$25,071.53



Period Covered: April 1, 2014 - June 30, 2014

ASSET DETAIL (continued)

ASSET DESCRIPTION	QUANTITY	PRICE	MARKET VALUE AS OF 06/30/14	COST BASIS	UNREALIZED GAIN/LOSS	CURRENT YIELD	ACCRUED INCOME
Equities							
CONSUMER DISCRETIONARY							
HOME DEPOT INC SYMBOL: HD CUSIP: 437076102	2,500,000	\$80.960	\$202,400.00	\$68,995.00	\$133,405.00	2.32%	\$0.00
LOWES COS INC SYMBOL: LOW CUSIP: 548661107	4,000,000	47.990	191,960.00	92,960.00	99,000.00	1.92	0.00
MCDONALDS CORP SYMBOL: MCD CUSIP: 580135101	1,125,000	100.740	113,332.50	63,909.00	49,423.50	3.22	0.00
TARGET CORP SYMBOL: TGT CUSIP: 87612E106	2,000,000	57.950	115,900.00	77,836.00	38,064.00	3.59	0.00
WALT DISNEY CO SYMBOL: DIS CUSIP: 254687106	6,000,000	85.740	514,440.00	65,049.69	449,390.31	1.00	0.00
Total Consumer Discretionary			\$1,138,032.50	\$368,749.69	\$769,282.81	1.88%	\$0.00
CONSUMER STAPLES							
COLGATE PALMOLIVE CO SYMBOL: CL CUSIP: 194162103	4,000,000	\$68.180	\$272,720.00	\$26,964.30	\$245,755.70	2.11%	\$0.00
PROCTER & GAMBLE CO SYMBOL: PG CUSIP: 742718109	8,000,000	78.590	628,720.00	93,966.48	534,753.52	3.27	0.00
Total Consumer Staples			\$901,440.00	\$120,930.78	\$780,509.22	2.92%	\$0.00
ENERGY							
CHEVRON CORP SYMBOL: CVX CUSIP: 166764100	6,160,000	\$130.550	\$804,188.00	\$123,617.89	\$680,570.11	3.28%	\$0.00
CONOCOPHILLIPS SYMBOL: COP CUSIP: 20825CT04	1,870,000	85.730	160,315.10	46,372.93	113,942.17	3.22	0.00
PHILLIPS 66 SYMBOL: PSX CUSIP: 718546104	935,000	80.430	75,202.05	13,781.34	61,420.71	2.49	0.00
Total Energy			\$1,039,705.15	\$183,772.16	\$855,932.99	3.21%	\$0.00



Period Covered: April 1, 2014 - June 30, 2014

ASSET DETAIL (continued)

ASSET DESCRIPTION

Equities (continued)

FINANCIALS

CHUBB CORP.
SYMBOL: CB CUSIP: 171232101
JPMORGAN CHASE & CO
SYMBOL: JPM CUSIP: 46625H100
STATE STREET CORP
SYMBOL: STT CUSIP: 857477103

Total Financials

HEALTH CARE

ABBOTT LABS
SYMBOL: ABB CUSIP: 002824100
ABBVIE INC
SYMBOL: ABBV CUSIP: 00287Y109
AETNA INC-NEW
SYMBOL: AET CUSIP: 00817Y108
BRISTOL MYERS SQUIBB CO
SYMBOL: BMY CUSIP: 110122108
JOHNSON & JOHNSON
SYMBOL: JNJ CUSIP: 478160104
PFIZER INC
SYMBOL: PFE CUSIP: 717081103

Total Health Care

INDUSTRIALS

GENERAL ELECTRIC CO.
SYMBOL: GE CUSIP: 369604103
ILLINOIS TOOL WORKS INC
SYMBOL: ITW CUSIP: 452308109
PRECISION CASTPARTS CORP
SYMBOL: PCP CUSIP: 740189105

Total Industrials

ASSET DESCRIPTION	QUANTITY	PRICE	MARKET VALUE AS OF 06/30/14	COST BASIS	UNREALIZED GAIN/LOSS	CURRENT YIELD	ACCRUED INCOME
CHUBB CORP. SYMBOL: CB CUSIP: 171232101	1,750,000	\$92.170	\$161,297.50	\$71,970.40	\$89,327.10	2.17%	\$875.00
JPMORGAN CHASE & CO SYMBOL: JPM CUSIP: 46625H100	2,000,000	\$7.620	115,240.00	74,920.00	40,320.00	2.78	0.00
STATE STREET CORP SYMBOL: STT CUSIP: 857477103	2,150,000	67.260	144,609.00	100,228.70	44,380.30	1.78	645.00
Total Financials			\$421,146.50	\$247,119.10	\$174,027.40	2.20%	\$1,520.00
HEALTH CARE							
ABBOTT LABS SYMBOL: ABB CUSIP: 002824100	4,200,000	\$40.900	\$171,780.00	\$20,474.50	\$151,305.50	2.15%	\$0.00
ABBVIE INC SYMBOL: ABBV CUSIP: 00287Y109	4,200,000	56.440	237,048.00	22,202.84	214,845.16	2.98	0.00
AETNA INC-NEW SYMBOL: AET CUSIP: 00817Y108	2,000,000	81.080	162,160.00	99,650.00	62,510.00	1.91	0.00
BRISTOL MYERS SQUIBB CO SYMBOL: BMY CUSIP: 110122108	3,850,000	48.510	186,763.50	84,723.35	102,040.15	2.97	0.00
JOHNSON & JOHNSON SYMBOL: JNJ CUSIP: 478160104	1,000,000	104.620	104,620.00	61,428.00	43,192.00	2.68	0.00
PFIZER INC SYMBOL: PFE CUSIP: 717081103	14,955,000	29.680	443,864.40	149,473.21	294,391.19	3.50	0.00
Total Health Care			\$1,306,235.90	\$437,951.90	\$868,284.00	2.79%	\$0.00
INDUSTRIALS							
GENERAL ELECTRIC CO. SYMBOL: GE CUSIP: 369604103	9,500,000	\$26.280	\$249,660.00	\$9,342.66	\$240,317.34	3.35%	\$2,090.00
ILLINOIS TOOL WORKS INC SYMBOL: ITW CUSIP: 452308109	4,000,000	87.560	350,240.00	186,378.00	163,862.00	1.92	1,680.00
PRECISION CASTPARTS CORP SYMBOL: PCP CUSIP: 740189105	600,000	252.400	151,440.00	38,768.40	112,671.60	0.05	0.00
Total Industrials			\$751,340.00	\$234,489.06	\$516,850.94	2.02%	\$3,770.00

14 of 33

133474





W

Period Covered: April 1, 2014 - June 30, 2014

ASSET DETAIL (continued)

ASSET DESCRIPTION

Equities (continued)

INFORMATION TECHNOLOGY

HEWLETT PACKARD CO

SYMBOL: HPQ CUSIP: 428236103

INTEL CORP

COMM

SYMBOL: INTC CUSIP: 458140100

INTERNATIONAL BUSINESS MACHS CORP

COM

SYMBOL: IBM CUSIP: 459200101

MICROSOFT CORP

SYMBOL: MSFT CUSIP: 594918104

Total Information Technology

MATERIALS

PRAXAIR INC/COM

SYMBOL: PX CUSIP: 74005P104

Total Materials

TELECOMMUNICATION SERVICES

CENTURYLINK, INC

SYMBOL: CTL CUSIP: 156700106

FRONTIER COMMUNICATIONS CORPORATION

SYMBOL: FTR CUSIP: 35906A108

VERIZON COMMUNICATIONS

SYMBOL: VZ CUSIP: 92343V104

Total Telecommunication Services

UTILITIES

SOUTHERN CO

SYMBOL: SO CUSIP: 842587107

Total Utilities

ASSET DESCRIPTION	QUANTITY	PRICE	MARKET VALUE AS OF 06/30/14	COST BASIS	UNREALIZED GAIN/LOSS	CURRENT YIELD	ACCRUED INCOME
HEWLETT PACKARD CO	6,500,000	\$33.680	\$218,920.00	\$178,946.50	\$39,973.50	1.90%	\$1,040.00
INTEL CORP	16,400,000	30.900	506,760.00	58,937.50	447,822.50	2.91	0.00
INTERNATIONAL BUSINESS MACHS CORP	550,000	181.270	99,698.50	64,514.29	35,184.21	2.43	0.00
MICROSOFT CORP	10,000,000	41.700	417,000.00	249,180.55	167,819.45	2.69	0.00
Total Information Technology			\$1,242,378.50	\$551,578.84	\$690,799.66	2.62%	\$1,040.00
PRAXAIR INC/COM	2,000,000	\$132.840	\$265,680.00	\$102,456.00	\$163,224.00	1.96%	\$0.00
Total Materials			\$265,680.00	\$102,456.00	\$163,224.00	1.96%	\$0.00
CENTURYLINK, INC	2,250,000	\$36.200	\$81,450.00	\$71,318.25	\$10,131.75	5.97%	\$0.00
FRONTIER COMMUNICATIONS CORPORATION	240,000	5.840	1,401.60	1,958.64	- 557.04	6.85	0.00
VERIZON COMMUNICATIONS	1,000,000	48.930	48,930.00	33,313.14	15,616.86	4.33	0.00
Total Telecommunication Services			\$131,781.60	\$106,590.03	\$25,191.57	5.37%	\$0.00
SOUTHERN CO	3,500,000	\$45.380	\$158,830.00	\$107,135.00	\$51,695.00	4.63%	\$0.00
Total Utilities			\$158,830.00	\$107,135.00	\$51,695.00	4.63%	\$0.00



Period Covered: April 1, 2014 - June 30, 2014

ASSET DETAIL (continued)

ASSET DESCRIPTION

Equities (continued)

INTERNATIONAL EQUITIES

ACE LIMITED
CUSIP: H0023R105

EATON CORP PLC
CUSIP: G29183103

Total International Equities

DOMESTIC MUTUAL FUNDS

ISHARES RUSSELL MID-CAP ETF
SYMBOL: IWR CUSIP: 464287499

ISHARES RUSSELL 2000 ETF
SYMBOL: IWM CUSIP: 464287655

Total Domestic Mutual Funds

Total Equities

QUANTITY	PRICE	MARKET VALUE AS OF 06/30/14	COST BASIS	UNREALIZED GAIN/LOSS	CURRENT YIELD	ACCRUED INCOME
1,350,000	\$103.700	\$139,995.00	\$70,050.15	\$69,944.85	2.51%	\$0.00
1,549,000	77.180	119,551.82	80,401.77	39,150.05	2.54	0.00
		\$259,546.82	\$150,451.92	\$109,094.90	2.52%	\$0.00
10,092,000	\$162.560	\$1,640,555.52	\$681,684.94	\$958,870.58	1.28%	\$0.00
3,191,000	118.810	379,122.71	165,835.53	213,287.18	1.22	0.00
		\$2,019,678.23	\$847,520.47	\$1,172,157.76	1.27%	\$0.00
		\$9,635,795.20	\$3,458,744.95	\$6,177,050.25	2.35%	\$6,330.00

ASSET DESCRIPTION

Real Assets

REAL ASSET FUNDS

SPDR DOW JONES REIT ETF
SYMBOL: RWR CUSIP: 78464A607

Total Real Asset Funds

Total Real Assets

QUANTITY	PRICE	MARKET VALUE AS OF 06/30/14	COST BASIS	UNREALIZED GAIN/LOSS	CURRENT YIELD	ACCRUED INCOME
12,276,000	\$83.000	\$1,101,908.00	\$505,181.30	\$596,726.70	3.04%	\$0.00
		\$1,101,908.00	\$505,181.30	\$596,726.70	3.04%	\$0.00
		\$1,101,908.00	\$505,181.30	\$596,726.70	3.04%	\$0.00

TOTAL ASSETS

ACCOUNT VALUE AS OF 06/30/14	COST BASIS	UNREALIZED GAIN/LOSS	ACCRUED INCOME
\$14,515,857.28	\$7,702,832.20	\$6,813,025.08	\$31,405.35

16 of 33

133178





ING Life Insurance and Annuity Company
PO Box 990067
Hartford, CT 06199-0067

Access Reports

Statement of Account Plan Summary April 1, 2014 Through June 30, 2014

CK1000
NORTH PENNSYLVANIA HOSPITAL VK1072

INVESTMENT OPTION	BEGINNING VALUE	ACTIVITY			CHANGE IN INVESTMENT VALUE	ENDING VALUE
		CONTRIBUTIONS	WITHDRAWALS	FEES		
Voya Growth and Income Port I	\$52,293.45	\$ 00	\$ 00	\$ 00	\$2,609.59	\$54,903.04
ING Fixed Plus Account	\$5.52	\$ 00	\$ 00	\$ 00	\$.04	\$5.56
Voya Small Company Portfolio I	\$26,119.76	\$ 00	\$ 00	\$ 00	\$547.38	\$26,667.14
Voya Index Plus MidCap Portfolio I	\$86,505.94	\$ 00	\$ 00	\$ 00	\$3,233.63	\$89,739.57
VY TRowePrice Grwth Eqty Port I	\$17,495.84	\$ 00	\$ 00	\$ 00	\$638.79	\$18,134.63
Voya International Index Port I	\$7,822.37	\$ 00	\$ 00	\$ 00	\$304.38	\$8,126.75
VY BlackRock Lrg Cp Grw Port Inst	\$7,417.69	\$ 00	\$ 00	\$ 00	\$309.62	\$7,727.31
TOTAL	\$197,660.57	\$ 00	\$ 00	\$ 00	\$7,643.43	\$205,304.00



ING Life Insurance and Annuity Company
PO Box 990067
Hartford, CT 06199-0067

Access Reports

Statement of Account Plan Summary April 1, 2014 Through June 30, 2014

CK1000
NORTH PENNSYLVANIA HOSPITAL VK1072

INVESTMENT OPTION	BEGINNING VALUE	ACTIVITY			CHANGE IN INVESTMENT VALUE	ENDING VALUE
		CONTRIBUTIONS	WITHDRAWALS	FEES		
ING Fixed Account	\$311,551.40	\$ 00	\$ 00	\$ 00	\$2,683.60	\$314,235.00
TOTAL	\$311,551.40	\$ 00	\$ 00	\$ 00	\$2,683.60	\$314,235.00

Total Contributions

INVESTMENT OPTION	BEGINNING VALUE	ACTIVITY			CHANGE IN INVESTMENT VALUE	ENDING VALUE
		CONTRIBUTIONS	WITHDRAWALS	FEES		
Voya Growth and Income Port I	\$52,293.45	\$ 00	\$ 00	\$ 00	\$2,609.59	\$54,903.04
ING Fixed Account	\$311,551.40	\$ 00	\$ 00	\$ 00	\$2,683.60	\$314,235.00
ING Fixed Plus Account	\$5.52	\$ 00	\$ 00	\$ 00	\$.04	\$5.56
Voya Small Company Portfolio I	\$26,119.76	\$ 00	\$ 00	\$ 00	\$547.38	\$26,667.14
Voya Index Plus MidCap Portfolio I	\$86,505.94	\$ 00	\$ 00	\$ 00	\$3,233.63	\$89,739.57
VY TRowePrice Grwth Eqty Port I	\$17,495.84	\$ 00	\$ 00	\$ 00	\$638.79	\$18,134.63
Voya International Index Port I	\$7,822.37	\$ 00	\$ 00	\$ 00	\$304.38	\$8,126.75
VY BlackRock Lrg Cp Grw Port Inst	\$7,417.69	\$ 00	\$ 00	\$ 00	\$309.62	\$7,727.31
TOTAL	\$509,211.97	\$ 00	\$ 00	\$ 00	\$10,327.03	\$519,539.00

Part XV Supplementary Information**3 Grants and Contributions Paid During the Year (Continuation)**

Recipient Name and address (home or business)	If recipient is an individual, show any relationship to any foundation manager or substantial contributor	Foundation status of recipient	Purpose of grant or contribution	Amount
FAMILY SERVICE OF MONTGOMERY COUNTY 3125 RIDGE PIKE EAGLEVILLE, PA 19403		PC	IN CONTINUED SUPPORT OF EFFORTS TO BECOME A HIGH-PERFORMING ORGANIZATION.	30,000.
FAMILY SERVICE OF MONTGOMERY COUNTY 3125 RIDGE PIKE EAGLEVILLE, PA 19403		PC	MATCHING GRANT	1,320.
GRAND VIEW HOSPITAL 700 LAWN AVENUE, PO BOX 902 SELLERSVILLE, PA 18960		PC	TO FULLY INTEGRATE A BREASTFEEDING EDUCATION AND TRAINING PROGRAM WITHIN THE HOSPITAL'S CONTINUING	15,000.
GREATER HARLEYSVILLE AND NORTH PENN SENIOR SERVICES 312 ALUMNI AVE HARLEYSVILLE, PA 19438		PC	A SIX MONTH GRANT FOR FURTHERANCE OF THE NORTH PENN COMMONS PROJECT	50,000.
GREATER NORTH PENN COLLABORATIVE FOR HEALTH AND HUMAN SERVICES P. O. BOX 66 HARLEYSVILLE, PA 19438		PC	TO SUPPORT ITS PROGRAMS AND ACTIVITIES, INCLUDING A REVIEW OF THE COMMUNITY'S UNMET	1,692.
GREATER NORTH PENN COLLABORATIVE FOR HEALTH AND HUMAN SERVICES P. O. BOX 66 HARLEYSVILLE, PA 19438		PC	GENERAL OPERATING SUPPORT	15,000.
HEALTH PROMOTION COUNCIL OF SE PENNSYLVANIA, INC. 260 SOUTH BROAD STREET, 18TH FLOOR PHILADELPHIA, PA 19102-5085		PC	IN SUPPORT OF THE THIRD AND FINAL YEAR OF THE CULTIVATING COMMUNITIES CAMPAIGN	37,000.
HEALTH PROMOTION COUNCIL OF SE PENNSYLVANIA, INC. 260 SOUTH BROAD STREET, 18TH FLOOR PHILADELPHIA, PA 19102-5085		PC	PLANNING GRANT: HPC WILL PARTNER WITH THE BENEFITS DATA TRUST, PHILABUNDANCE AND AREA HEALTH SYSTEMS TO HELP	5,000.
INDIAN CREEK FOUNDATION 420 COWPATH ROAD SOUDERTON, PA 18964		PC	MATCHING GRANT	100.
JEWISH HEALTHCARE FOUNDATION OF PITTSBURGH 650 SMITHFIELD STREET, SUITE 2400 PITTSBURGH, PA 15222		PC	PENNSYLVANIA HEALTH FUNDERS COLLABORATIVE	7,500.
Total from continuation sheets				597,587.

Part XV Supplementary Information**3 Grants and Contributions Paid During the Year (Continuation)**

Recipient Name and address (home or business)	If recipient is an individual, show any relationship to any foundation manager or substantial contributor	Foundation status of recipient	Purpose of grant or contribution	Amount
MADLYN AND LEONARD ABRAMSON CENTER FOR JEWISH LIFE 1425 HORSHAM ROAD NORTH WALES, PA 19454		PC	CONVENE A WORKGROUP TO IDENTIFY SERVICE GAPS AND DEVELOP STRATEGIES TO BEST SERVE THE DUAL ELIGIBLE POPULATION	50,000.
MADLYN AND LEONARD ABRAMSON CENTER FOR JEWISH LIFE 1425 HORSHAM ROAD NORTH WALES, PA 19454		PC	MATCHING GRANT	100.
MADLYN AND LEONARD ABRAMSON CENTER FOR JEWISH LIFE 1425 HORSHAM ROAD NORTH WALES, PA 19454		PC	MATCHING GRANT	3,000.
MANNA ON MAIN STREET 713 W. MAIN ST, PO BOX 763 LANSDALE, PA 19446		PC	PLANNING GRANT: MANNA SEEKS TO TRANSFORM CHILD FOOD SECURITY IN THE NORTH PENN REGION THROUGH A	5,000.
MANNA ON MAIN STREET 713 W. MAIN ST, PO BOX 763 LANSDALE, PA 19446		PC	MATCHING GRANT	500.
MANNA ON MAIN STREET 713 W. MAIN ST, PO BOX 763 LANSDALE, PA 19446		PC	MATCHING GRANT	500.
MANNA ON MAIN STREET 713 W. MAIN ST, PO BOX 763 LANSDALE, PA 19446		PC	DEVELOP A WEBSITE AND LOGO FOR THE NORTH PENN COMMONS	10,250.
MANNA ON MAIN STREET 713 W. MAIN ST, PO BOX 763 LANSDALE, PA 19446		PC	TRANSFORMING CHILD FOOD SECURITY IN THE NORTH PENN REGION THROUGH IMPROVING HEALTH FOOD ACCESS TO	25,000.
MONTGOMERY COUNTY COMMUNITY ACTION DEVELOPMENT COM 713 W. MAIN ST, PO BOX 763 NORRISTOWN, PA 19401		PC	PLANNING GRANT: THE SNAP COLLECTIVE IMPACT INITIATIVE SEEKS TO INCREASE SNAP PARTICIPATION RATES IN	5,000.
MONTGOMERY COUNTY FOUNDATION, INC. 4 SENTRY PARKWAY, SUITE 302 BLUE BELL, PA 19422		PC	FURNISH PHILANTHROPIC RESOURCES AND SERVICES IN SUPPORT OF CAPACITY BUILDING WORK AND SCALING IMPACT	105,000.
Total from continuation sheets				

Part XV Supplementary Information**3 Grants and Contributions Paid During the Year (Continuation)**

Recipient Name and address (home or business)	If recipient is an individual, show any relationship to any foundation manager or substantial contributor	Foundation status of recipient	Purpose of grant or contribution	Amount
NETWORK OF VICTIM ASSISTANCE 2370 YORK ROAD, SUITE B1 JAMISON, PA 18929		PC	DEVELOP AND PILOT A HEALTHY RELATIONSHIPS CURRICULUM FOR TEENS WITH DEVELOPMENTAL DISABILITIES RECEIVING	25,000.
NHS MONTGOMERY COUNTY 400 N. BROAD STREET LANSDALE, PA 19446		PC	TO DEVELOP AN INTEGRATED BEHAVIORAL HEALTH AND PRIMARY CARE PARTNERSHIP BETWEEN NHS MONTGOMERY	21,000.
NORRISTOWN MINISTRIES INC. 530 CHURCH STREET, 1ST FLOOR NORRISTOWN, PA 19401		PC	PLANNING GRANT: NORRISTOWN MINISTRIES WILL PARTNER WITH CATHOLIC SOCIAL SERVICES AND ADVOCATES	5,000.
PHILABUNDANCE 3616 SOUTH GALLOWAY STREET PHILADELPHIA, PA 19148		PC	MAXIMIZE AND INCREASE THE ACQUISITION AND DISTRIBUTION OF PRODUCE AND OTHER NUTRITIOUS FOOD TO	25,000.
POLISHER RESEARCH INSTITUTE OF THE MADLYN AND LEONARD ABRAMSON CENTER FOR J 1425 HORSHAM ROAD NORTH WALES, PA 19454		PC	CONVENE COMMUNITY CONVERSATIONS AND IMPLEMENT A PREVIOUSLY DEVELOPED ACTION PLAN TO BETTER MEET THE	14,625.
REGIONAL HOUSING LEGAL SERVICES 2 SOUTH EASTON ROAD GLENSIDE, PA 19038-7615		PC	MATCHING GRANT	500.
REGIONAL HOUSING LEGAL SERVICES 2 SOUTH EASTON ROAD GLENSIDE, PA 19038-7615		PC	ASSIST THE SUPPORTIVE HOUSING COMMUNITY AND THE PA HOUSING FINANCE AGENCY (PHFA) TO DEVISE INNOVATIVE	15,000.
SENIOR ADULT ACTIVITY CENTER OF HARLEYSVILLE AREA 312 ALUMNI AVE HARLEYSVILLE, PA 19438		PC	N PARTNERSHIP WITH THE BENEFITS DATA TRUST, HELP OLDER ADULTS ACHIEVE GREATER FINANCIAL SECURITY AND	40,000.
ST. JAMES' EPISCOPAL CHURCH, COLLEGEVILLE 3768 GERMANTOWN PIKE COLLEGEVILLE, PA 19426		PC	IN SUPPORT OF DEVELOPING THE ORGANIZATION'S FIRST STRATEGIC PLAN	4,000.
ST. JAMES EPISCOPAL CHURCH, COLLEGEVILLE 3768 GERMANTOWN PIKE COLLEGEVILLE, PA 19426		PC	PLANNING GRANT: OUTREACH HOUSE WILL OFFER CAREER COUNSELING AND JOB PLACEMENT SERVICES TO	5,000.
Total from continuation sheets				

Part XV Supplementary Information**3 Grants and Contributions Paid During the Year (Continuation)**

Recipient Name and address (home or business)	If recipient is an individual, show any relationship to any foundation manager or substantial contributor	Foundation status of recipient	Purpose of grant or contribution	Amount
THE FOOD TRUST ONE PENN CENTER, SUITE 900, 1617 JOHN F KENNEDY BLVD PHILADELPHIA, PA 19103		PC	PLANNING GRANT: THE FOOD TRUST WILL CONVENE A CROSS-SECTOR COLLABORATIVE OF STAKEHOLDERS SERVING	5,000.
THE OPEN LINK 452 PENN STREET PENNSBURG, PA 18073		PC	PLANNING GRANT: THE OPEN LINK WILL EXPLORE HOW TO PROVIDE FOOD PANTRIES AND SOUP KITCHENS IN MONTGOMERY	5,000.
THE OPEN LINK 452 PENN STREET PENNSBURG, PA 18073		PC	MATCHING GRANT	500.
VNA COMMUNITY SERVICES INC. 1421 HIGHLAND AVENUE ABINGTON, PA 19001		PC	PERSONAL NAVIGATOR PROGRAM	25,000.
VNA-COMMUNITY SERVICES, INC. 1421 HIGHLAND AVENUE ABINGTON, PA 19001		PC	ENROLLING MONTGOMERY COUNTY: OUTREACH STRATEGIES TO REACH VULNERABLE POPULATIONS IN MONTGOMERY COUNTY	15,000.
VNA-COMMUNITY SERVICES, INC. 1421 HIGHLAND AVENUE ABINGTON, PA 19001		PC	FOR THE CONTINUED SUPPORT OF THE PERSONAL NAVIGATOR PROGRAM, AN ACCESS AND ENROLLMENT PROGRAM	25,000.
Total from continuation sheets				

3 Grants and Contributions Approved for Future Payment (Continuation)

[illegible]

Part XV Supplementary Information

3a Grants and Contributions Paid During the Year Continuation of Purpose of Grant or Contribution

NAME OF RECIPIENT - BENEFITS DATA TRUST

PLANNING GRANT: BDT WILL PARTNER WITH THE HEALTH PROMOTION COUNCIL, PHILABUNDANCE AND AREA HEALTH SYSTEMS TO HELP LOW-INCOME SENIORS ACCESS ESSENTIAL NUTRITION PROGRAMS AND HEALTHY FOOD. THIS PROJECT AIMS TO INCREASE FOOD SECURITY BY ENHANCING THE CONNECTION BETWEEN HEALTHCARE AND SOCIAL SERVICES.

NAME OF RECIPIENT - CATHOLIC SOCIAL SERVICES

PLANNING GRANT: CATHOLIC SOCIAL SERVICES WILL PARTNER WITH NORRISTOWN MINISTRIES AND ADVOCATES AGAINST HUNGER TO INVESTIGATE POTENTIAL STRATEGIES TO IMPROVE THE EMERGENCY FOOD SAFETY NET IN THE NORRISTOWN AREA.

NAME OF RECIPIENT - GRAND VIEW HOSPITAL

TO FULLY INTEGRATE A BREASTFEEDING EDUCATION AND TRAINING PROGRAM WITHIN THE HOSPITAL'S CONTINUING EDUCATION PROGRAMS FOR NURSES

NAME OF RECIPIENT - GREATER NORTH PENN COLLABORATIVE FOR HEALTH AND HUMAN SERVICES

TO SUPPORT ITS PROGRAMS AND ACTIVITIES, INCLUDING A REVIEW OF THE COMMUNITY'S UNMET HEALTH AND HUMAN SERVICES NEEDS

NAME OF RECIPIENT - HEALTH PROMOTION COUNCIL OF SE PENNSYLVANIA, INC.

PLANNING GRANT: HPC WILL PARTNER WITH THE BENEFITS DATA TRUST, PHILABUNDANCE AND AREA HEALTH SYSTEMS TO HELP LOW-INCOME SENIORS ACCESS ESSENTIAL NUTRITION PROGRAMS AND HEALTHY FOOD. THIS PROJECT AIMS TO INCREASE FOOD SECURITY BY ENHANCING THE CONNECTION BETWEEN HEALTHCARE AND SOCIAL SERVICES.

Part XV | **Supplementary Information**

3a Grants and Contributions Paid During the Year Continuation of Purpose of Grant or Contribution

NAME OF RECIPIENT - MADLYN AND LEONARD ABRAMSON CENTER FOR JEWISH LIFE
CONVENE A WORKGROUP TO IDENTIFY SERVICE GAPS AND DEVELOP STRATEGIES TO
BEST SERVE THE DUAL ELIGIBLE POPULATION (THOSE WHO QUALIFY FOR BOTH
MEDICAID AND MEDICARE

NAME OF RECIPIENT - MANNA ON MAIN STREET

PLANNING GRANT: MANNA SEEKS TO TRANSFORM CHILD FOOD SECURITY IN THE
NORTH PENN REGION THROUGH A MULTI-PRONGED, COMMUNITY-BASED APPROACH
THAT INCREASES HEALTHY FOOD ACCESS, FURTHERS CHILD AND FAMILY NUTRITION
EDUCATION, DEVELOPS A SUMMER FOOD SAFETY NET AND IMPROVES THE FINANCIAL
AND FOOD SECURITY OF AREA CHILDREN AND FAMILIES.

NAME OF RECIPIENT - MANNA ON MAIN STREET

TRANSFORMING CHILD FOOD SECURITY IN THE NORTH PENN REGION THROUGH
IMPROVING HEALTH FOOD ACCESS TO CHILDREN AND FAMILIES, FURTHER CHILD
AND FAMILY NUTRITION EDUCATION, DEVELOP A SUMMER FEEDING PROGRAM AND
IMPROVE THE FINANCIAL AND FOOD SECURITY OF FAMILIES IN THE NORTH PENN
AREA

NAME OF RECIPIENT - MONTGOMERY COUNTY COMMUNITY ACTION DEVELOPMENT COM

PLANNING GRANT: THE SNAP COLLECTIVE IMPACT INITIATIVE SEEKS TO INCREASE
SNAP PARTICIPATION RATES IN MONTGOMERY COUNTY THROUGH THREE PRIMARY
METHODS: BUILD A COALITION TO ASSIST IN SNAP ENROLLMENT PROCESS,
INCREASE INFORMATION AND AWARENESS OF SNAP BENEFITS AND HOW TO ACCESS
THEM, AND INCREASE DIRECT ENROLLMENT THROUGH THE DPW ONLINE APPLICATION
SYSTEM (COMPASS).

Part XV Supplementary Information

3a Grants and Contributions Paid During the Year Continuation of Purpose of Grant or Contribution

NAME OF RECIPIENT - MONTGOMERY COUNTY FOUNDATION, INC.

FURNISH PHILANTHROPIC RESOURCES AND SERVICES IN SUPPORT OF CAPACITY
BUILDING WORK AND SCALING IMPACT ACTIVITIES THROUGH YOUR WAY HOME
MONTGOMERY COUNTY.

([HTTP://NPCHF.ORG/RESOURCES/YOUR-WAY-HOME-MONTGOMERY-COUNTY](http://npCHF.org/resources/your-way-home-montgomery-county))

NAME OF RECIPIENT - NETWORK OF VICTIM ASSISTANCE

DEVELOP AND PILOT A HEALTHY RELATIONSHIPS CURRICULUM FOR TEENS WITH
DEVELOPMENTAL DISABILITIES RECEIVING SERVICES AT INDIAN CREEK
FOUNDATION

NAME OF RECIPIENT - NHS MONTGOMERY COUNTY

TO DEVELOP AN INTEGRATED BEHAVIORAL HEALTH AND PRIMARY CARE PARTNERSHIP
BETWEEN NHS MONTGOMERY COUNTY AND GWYNEDD MERCY UNIVERSITY (GMU) HEALTH
CENTER

NAME OF RECIPIENT - NORRISTOWN MINISTRIES INC.

PLANNING GRANT: NORRISTOWN MINISTRIES WILL PARTNER WITH CATHOLIC SOCIAL
SERVICES AND ADVOCATES AGAINST HUNGER TO INVESTIGATE POTENTIAL
STRATEGIES TO IMPROVE THE EMERGENCY FOOD SAFETY NET IN THE NORRISTOWN
AREA.

NAME OF RECIPIENT - PHILABUNDANCE

MAXIMIZE AND INCREASE THE ACQUISITION AND DISTRIBUTION OF PRODUCE AND
OTHER NUTRITIOUS FOOD TO THOSE IN NEED ACROSS MONTGOMERY COUNTY

NAME OF RECIPIENT - POLISHER RESEARCH INSTITUTE OF THE MADLYN AND LEONARD
ABRAMSON CENTER FOR J

Part XV Supplementary Information

3a Grants and Contributions Paid During the Year Continuation of Purpose of Grant or Contribution

CONVENE COMMUNITY CONVERSATIONS AND IMPLEMENT A PREVIOUSLY DEVELOPED ACTION PLAN TO BETTER MEET THE NEEDS OF THE COUNTY'S DUAL ELIGIBLE ELDERLY, (THOSE WHO QUALIFY FOR BOTH MEDICAID AND MEDICARE)

NAME OF RECIPIENT - REGIONAL HOUSING LEGAL SERVICES

ASSIST THE SUPPORTIVE HOUSING COMMUNITY AND THE PA HOUSING FINANCE AGENCY (PHFA) TO DEVISE INNOVATIVE MEANS OF COMBINING EXISTING FEDERAL FUNDING STREAMS TO BUILD AND OPERATE SUPPORTIVE HOUSING FOR LOWER-INCOME, DISABLED PEOPLE

NAME OF RECIPIENT - SENIOR ADULT ACTIVITY CENTER OF HARLEYSVILLE AREA IN PARTNERSHIP WITH THE BENEFITS DATA TRUST, HELP OLDER ADULTS ACHIEVE GREATER FINANCIAL SECURITY AND BETTER HEALTH BY ASSISTING THOSE WHO ARE ELIGIBLE TO ENROLL IN PUBLIC BENEFIT PROGRAMS

NAME OF RECIPIENT - ST. JAMES EPISCOPAL CHURCH, COLLEGEVILLE

PLANNING GRANT: OUTREACH HOUSE WILL OFFER CAREER COUNSELING AND JOB PLACEMENT SERVICES TO FOOD INSECURE CLIENTS BY REFERRAL FROM FOOD BANKS (PANTRIES, SOUP KITCHENS ETC.) AND OTHER ORGANIZATIONS TO REDUCE OR ELIMINATE FOOD INSECURITY THROUGH EMPLOYMENT.

NAME OF RECIPIENT - THE FOOD TRUST

PLANNING GRANT: THE FOOD TRUST WILL CONVENE A CROSS-SECTOR COLLABORATIVE OF STAKEHOLDERS SERVING NARBERTH, MERION, PENN WYNNE, WYNNEWOOD AND ARDMORE COMMUNITIES IN MONTGOMERY COUNTY TO IDENTIFY COMPREHENSIVE AND REPLICABLE STRATEGIES TO ADDRESS HUNGER AND FOOD INSECURITY IN THE SENIOR POPULATION.

Part XV Supplementary Information

3a Grants and Contributions Paid During the Year Continuation of Purpose of Grant or Contribution

NAME OF RECIPIENT - THE OPEN LINK

PLANNING GRANT: THE OPEN LINK WILL EXPLORE HOW TO PROVIDE FOOD PANTRIES
AND SOUP KITCHENS IN MONTGOMERY COUNTY WITH CONSISTENT ACCCESS TO
PLENTIFUL, HIGH QUALITY FOOD BY DESIGNING AN IMPROVED VIRTUAL AND
PHYSICAL LOCUS FOR DISTRIBUTION AS WELL AS A FOOD DISTRIBUTION
TRANSPORTATION SYSTEM FOR THE COUNTY.

NAME OF RECIPIENT - VNA-COMMUNITY SERVICES, INC.

ENROLLING MONTGOMERY COUNTY: OUTREACH STRATEGIES TO REACH VULNERABLE
POPULATIONS IN MONTGOMERY COUNTY TO HELP FILL THE GAP IN HEALTH
EXCHANGE MARKETPLACE ENROLLMENT.

NAME OF RECIPIENT - VNA-COMMUNITY SERVICES, INC.

FOR THE CONTINUED SUPPORT OF THE PERSONAL NAVIGATOR PROGRAM, AN ACCESS
AND ENROLLMENT PROGRAM THAT IMPROVES THE SELF-SUFFICIENCY AND
INDEPENDENCE OF INDIVIDUALS BY SECURING AND RETAINING THE HEALTH,
UTILITY, HOUSING, FOOD SECURITY, FINANCIAL AND PRESCRIPTION BENEFITS
FOR WHICH THEY ARE ELIGIBLE

Part XV Supplementary Information

3b Grants and Contributions Approved for Future Payment Continuation of Purpose of Grant or Contribution

NAME OF RECIPIENT - MANNA ON MAIN STREET

TRANSFORMING CHILD FOOD SECURITY IN THE NORTH PENN REGION THROUGH
IMPROVING HEALTH FOOD ACCESS TO CHILDREN AND FAMILIES, FURTHER CHILD
AND FAMILY NUTRITION EDUCATION, DEVELOP A SUMMER FEEDING PROGRAM AND
IMPROVE THE FINANCIAL AND FOOD SECURITY OF FAMILIES IN THE NORTH PENN
AREA.

NAME OF RECIPIENT - NHS MONTGOMERY COUNTY

TO DEVELOP AN INTEGRATED BEHAVIORAL HEALTH AND PRIMARY CARE PARTNERSHIP
BETWEEN NHS MONTGOMERY COUNTY AND GWYNEDD MERCY UNIVERSITY (GMU) HEALTH
CENTER

NAME OF RECIPIENT - PHILABUNDANCE

MAXIMIZE AND INCREASE THE ACQUISITION AND DISTRIBUTION OF PRODUCE AND
OTHER NUTRITIOUS FOOD TO THOSE IN NEED ACROSS MONTGOMERY COUNTY

NAME OF RECIPIENT - VNA COMMUNITY SERVICES INC.

FOR THE CONTINUED SUPPORT OF THE PERSONAL NAVIGATOR PROGRAM, AN ACCESS
AND ENROLLMENT PROGRAM THAT IMPROVES THE SELF-SUFFICIENCY AND
INDEPENDENCE OF INDIVIDUALS BY SECURING AND RETAINING THE HEALTH,
UTILITY, HOUSING, FOOD SECURITY, FINANCIAL AND PRESCRIPTION BENEFITS
FOR WHICH THEY ARE ELIGIBLE