



See a Social Security Number? Say Something!
Report Privacy Problems to <https://public.resource.org/privacy>
Or call the IRS Identity Theft Hotline at 1-800-908-4490



Form 990-PF



Department of the Treasury
Internal Revenue Service

Return of Private Foundation

or Section 4947(a)(1) Trust Treated as Private Foundation

Do not enter Social Security numbers on this form as it may be made public. By law, the IRS cannot redact the information on the form.

Information about Form 990-PF and its instructions is at www.irs.gov/form990pf.


OMB No 1545-0052

2013

Open to Public Inspection

For calendar year 2013, or tax year beginning 06-01-2013 , and ending 05-31-2014

| | | | |
|--|--|--|--|
| Name of foundation THE LAZARUS CHARITABLE TRUST CO CHARLES LAZARUS - TOYS R US | | A Employer identification number 13-3360876 | |
| Number and street (or P O box number if mail is not delivered to street address) ONE GEOFFREY WAY | | Room/suite | B Telephone number (see instructions) (973) 617-4393 |
| City or town, state or province, country, and ZIP or foreign postal code WAYNE, NJ 07470 | | C If exemption application is pending, check here <input type="checkbox"/> | |
| G Check all that apply <div><input type="checkbox"/> Initial return <input type="checkbox"/> Final return <input type="checkbox"/> Address change</div> <div><input type="checkbox"/> Initial return of a former public charity <input type="checkbox"/> Amended return <input type="checkbox"/> Name change</div> | | D 1. Foreign organizations, check here <input type="checkbox"/> 2. Foreign organizations meeting the 85% test, check here and attach computation <input type="checkbox"/> | |
| H Check type of organization <input checked="" type="checkbox"/> Section 501(c)(3) exempt private foundation <input type="checkbox"/> Section 4947(a)(1) nonexempt charitable trust <input type="checkbox"/> Other taxable private foundation | | E If private foundation status was terminated under section 507(b)(1)(A), check here <input type="checkbox"/> | |
| I Fair market value of all assets at end of year (from Part II, col. (c), line 16) <input type="checkbox"/> \$ 4,000,904 | | F If the foundation is in a 60-month termination under section 507(b)(1)(B), check here <input type="checkbox"/> | |
| J Accounting method <input checked="" type="checkbox"/> Cash <input type="checkbox"/> Accrual <input type="checkbox"/> Other (specify) _____ (Part I, column (d) must be on cash basis.) | | | |

| Part I Analysis of Revenue and Expenses (The total of amounts in columns (b), (c), and (d) may not necessarily equal the amounts in column (a) (see instructions)) | | (a) Revenue and expenses per books | (b) Net investment income | (c) Adjusted net income | (d) Disbursements for charitable purposes (cash basis only) |
|---|--|--|---------------------------|-------------------------|---|
| Revenue | 1 Contributions, gifts, grants, etc , received (attach schedule) | | | | |
| | 2 Check <input checked="" type="checkbox"/> if the foundation is not required to attach Sch B | | | | |
| | 3 Interest on savings and temporary cash investments | 49,151 | 49,151 | 49,151 | |
| | 4 Dividends and interest from securities. | 66,309 | 66,309 | 66,309 | |
| | 5a Gross rents | | | | |
| | b Net rental income or (loss) _____ | | | | |
| | 6a Net gain or (loss) from sale of assets not on line 10 | 103,571 | | | |
| | b Gross sales price for all assets on line 6a 1,707,452 | | | | |
| | 7 Capital gain net income (from Part IV, line 2) . . . | | 103,571 | | |
| | 8 Net short-term capital gain | | | | |
| | 9 Income modifications | | | | |
| | 10a Gross sales less returns and allowances | | | | |
| Operating and Administrative Expenses | b Less Cost of goods sold | | | | |
| | c Gross profit or (loss) (attach schedule) | | | | |
| | 11 Other income (attach schedule) | | | | |
| | 12 Total. Add lines 1 through 11 | 219,031 | 219,031 | 115,460 | |
| | 13 Compensation of officers, directors, trustees, etc | | | | |
| | 14 Other employee salaries and wages | | | | |
| | 15 Pension plans, employee benefits | | | | |
| | 16a Legal fees (attach schedule). | | | | |
| | b Accounting fees (attach schedule). |  3,000 | | | |
| | c Other professional fees (attach schedule) | | | | |
| | 17 Interest | | | | |
| | 18 Taxes (attach schedule) (see instructions) |  2,765 | 2,765 | | |
| | 19 Depreciation (attach schedule) and depletion . . . | | | | |
| | 20 Occupancy | | | | |
| | 21 Travel, conferences, and meetings | | | | |
| | 22 Printing and publications | | | | |
| | 23 Other expenses (attach schedule). |  25,869 | 25,569 | | |
| | 24 Total operating and administrative expenses. | | | | |
| | Add lines 13 through 23 | 31,634 | 28,334 | | 0 |
| | 25 Contributions, gifts, grants paid | 362,952 | | | 348,575 |
| | 26 Total expenses and disbursements. Add lines 24 and 25 | 394,586 | 28,334 | | 348,575 |
| | 27 Subtract line 26 from line 12 | | | | |
| | a Excess of revenue over expenses and disbursements | -175,555 | | | |
| | b Net investment income (if negative, enter -0-) | | 190,697 | | |
| | c Adjusted net income (if negative, enter -0-) | | | 115,460 | |

| Part II Balance Sheets | | Attached schedules and amounts in the description column should be for end-of-year amounts only (See instructions) | Beginning of year | End of year | |
|-----------------------------|---|---|-------------------|----------------|-----------------------|
| | | | (a) Book Value | (b) Book Value | (c) Fair Market Value |
| Assets | 1 | Cash—non-interest-bearing | | | |
| | 2 | Savings and temporary cash investments | 247,828 | 111,936 | 111,936 |
| | 3 | Accounts receivable ▶ _____ Less allowance for doubtful accounts ▶ _____ | | | |
| | 4 | Pledges receivable ▶ _____ Less allowance for doubtful accounts ▶ _____ | | | |
| | 5 | Grants receivable | | | |
| | 6 | Receivables due from officers, directors, trustees, and other disqualified persons (attach schedule) (see instructions) | | | |
| | 7 | Other notes and loans receivable (attach schedule) ▶ _____ Less allowance for doubtful accounts ▶ _____ | | | |
| | 8 | Inventories for sale or use | | | |
| | 9 | Prepaid expenses and deferred charges | | | |
| | 10a | Investments—U S and state government obligations (attach schedule) | | | |
| | b | Investments—corporate stock (attach schedule) | 3,370,614 | 3,330,951 | 3,888,968 |
| | c | Investments—corporate bonds (attach schedule). | | | |
| | 11 | Investments—land, buildings, and equipment basis ▶ _____ Less accumulated depreciation (attach schedule) ▶ _____ | | | |
| | 12 | Investments—mortgage loans | | | |
| | 13 | Investments—other (attach schedule) | | | |
| | 14 | Land, buildings, and equipment basis ▶ _____ Less accumulated depreciation (attach schedule) ▶ _____ | | | |
| 15 | Other assets (describe ▶ _____) | | | | |
| 16 | Total assets (to be completed by all filers—see the instructions Also, see page 1, item I) | 3,618,442 | 3,442,887 | 4,000,904 | |
| Liabilities | 17 | Accounts payable and accrued expenses | | | |
| | 18 | Grants payable | | | |
| | 19 | Deferred revenue | | | |
| | 20 | Loans from officers, directors, trustees, and other disqualified persons | | | |
| | 21 | Mortgages and other notes payable (attach schedule) | | | |
| | 22 | Other liabilities (describe ▶ _____) | | | |
| | 23 | Total liabilities (add lines 17 through 22) | | 0 | |
| Net Assets or Fund Balances | Foundations that follow SFAS 117, check here ▶ <input type="checkbox"/> and complete lines 24 through 26 and lines 30 and 31. | | | | |
| | 24 | Unrestricted | | | |
| | 25 | Temporarily restricted | | | |
| | 26 | Permanently restricted | | | |
| | Foundations that do not follow SFAS 117, check here ▶ <input checked="" type="checkbox"/> and complete lines 27 through 31. | | | | |
| | 27 | Capital stock, trust principal, or current funds | 1,703,425 | 1,703,425 | |
| | 28 | Paid-in or capital surplus, or land, bldg , and equipment fund | | | |
| | 29 | Retained earnings, accumulated income, endowment, or other funds | 1,915,017 | 1,739,462 | |
| | 30 | Total net assets or fund balances (see page 17 of the instructions) | 3,618,442 | 3,442,887 | |
| 31 | Total liabilities and net assets/fund balances (see page 17 of the instructions) | 3,618,442 | 3,442,887 | | |

| Part III Analysis of Changes in Net Assets or Fund Balances | | | |
|---|--|---|-----------|
| 1 | Total net assets or fund balances at beginning of year—Part II, column (a), line 30 (must agree with end-of-year figure reported on prior year’s return) | 1 | 3,618,442 |
| 2 | Enter amount from Part I, line 27a | 2 | -175,555 |
| 3 | Other increases not included in line 2 (itemize) ▶ _____ | 3 | |
| 4 | Add lines 1, 2, and 3 | 4 | 3,442,887 |
| 5 | Decreases not included in line 2 (itemize) ▶ _____ | 5 | |
| 6 | Total net assets or fund balances at end of year (line 4 minus line 5)—Part II, column (b), line 30 | 6 | 3,442,887 |

Part IV

Capital Gains and Losses for Tax on Investment Income

| | | | | | | |
|---|--|--|---|----------------------------------|--|---------|
| (a) List and describe the kind(s) of property sold (e g , real estate, 2-story brick warehouse, or common stock, 200 shs MLC Co) | | (b) How acquired P—Purchase D—Donation | (c) Date acquired (mo , day, yr) | (d) Date sold (mo , day, yr) | | |
| 1a | | | | | | |
| | | | | | | |
| | | | | | | |
| | | | | | | |
| | | | | | | |
| | | | | | | |
| | | | | | | |
| (e) Gross sales price | | (f) Depreciation allowed (or allowable) | (g) Cost or other basis plus expense of sale | | (h) Gain or (loss) (e) plus (f) minus (g) | |
| a | | | | | | |
| b | | | | | | |
| c | | | | | | |
| d | | | | | | |
| e | | | | | | |
| Complete only for assets showing gain in column (h) and owned by the foundation on 12/31/69 | | | | | (i) Gains (Col (h) gain minus col (k), but not less than -0-) or Losses (from col (h)) | |
| (i) F M V as of 12/31/69 | | (j) Adjusted basis as of 12/31/69 | (k) Excess of col (i) over col (j), if any | | | |
| a | | | | | | |
| b | | | | | | |
| c | | | | | | |
| d | | | | | | |
| e | | | | | | |
| 2 | Capital gain net income or (net capital loss) { If gain, also enter in Part I, line 7 If (loss), enter -0- in Part I, line 7 } | | | | 2 | 103,571 |
| 3 | Net short-term capital gain or (loss) as defined in sections 1222(5) and (6) If gain, also enter in Part I, line 8, column (c) (see instructions) If (loss), enter -0- in Part I, line 8 } | | | | 3 | |

Part V

Qualification Under Section 4940(e) for Reduced Tax on Net Investment Income

(For optional use by domestic private foundations subject to the section 4940(a) tax on net investment income)

If section 4940(d)(2) applies, leave this part blank

Was the foundation liable for the section 4942 tax on the distributable amount of any year in the base period? ☐ Yes ☒ No
If "Yes," the foundation does not qualify under section 4940(e) Do not complete this part

1 Enter the appropriate amount in each column for each year, see page 18 of the instructions before making any entries

| | | | | | |
|---|--|--|---|---|-----------|
| (a) Base period years Calendar year (or tax year beginning in) | (b) Adjusted qualifying distributions | (c) Net value of noncharitable-use assets | (d) Distribution ratio (col (b) divided by col (c)) | | |
| 2012 | 346,104 | 4,015,079 | 0 08620 | | |
| 2011 | 212,359 | 3,937,768 | 0 05393 | | |
| 2010 | 336,425 | 4,051,296 | 0 08304 | | |
| 2009 | 362,487 | 3,858,007 | 0 09396 | | |
| 2008 | 121,335 | 3,681,986 | 0 03295 | | |
| 2 Total of line 1, column (d). | | | | 2 | 0 35008 |
| 3 Average distribution ratio for the 5-year base period—divide the total on line 2 by 5, or by the number of years the foundation has been in existence if less than 5 years | | | | 3 | 0 07002 |
| 4 Enter the net value of noncharitable-use assets for 2013 from Part X, line 5. | | | | 4 | 3,887,583 |
| 5 Multiply line 4 by line 3. | | | | 5 | 272,193 |
| 6 Enter 1% of net investment income (1% of Part I, line 27b). | | | | 6 | 1,907 |
| 7 Add lines 5 and 6. | | | | 7 | 274,100 |
| 8 Enter qualifying distributions from Part XII, line 4. | | | | 8 | 348,575 |

If line 8 is equal to or greater than line 7, check the box in Part VI, line 1b, and complete that part using a 1% tax rate See
the Part VI instructions

| | | |
|---|-----------|-------|
| Part VI Excise Tax Based on Investment Income (Section 4940(a), 4940(b), 4940(e), or 4948—see page 18 of the instructions) | | |
| 1a Exempt operating foundations described in section 4940(d)(2), check here <input type="checkbox"/> and enter "N/A" on line 1 | | |
| Date of ruling or determination letter _____ (attach copy of letter if necessary—see instructions) | | |
| b Domestic foundations that meet the section 4940(e) requirements in Part V, check here <input checked="" type="checkbox"/> and enter 1% of Part I, line 27b | 1 | 1,907 |
| c All other domestic foundations enter 2% of line 27b. Exempt foreign organizations enter 4% of Part I, line 12, col. (b) | | |
| 2 Tax under section 511 (domestic section 4947(a)(1) trusts and taxable foundations only. Others enter -0-) | 2 | |
| 3 Add lines 1 and 2. | 3 | 1,907 |
| 4 Subtitle A (income) tax (domestic section 4947(a)(1) trusts and taxable foundations only. Others enter -0-) | 4 | |
| 5 Tax based on investment income. Subtract line 4 from line 3. If zero or less, enter -0- | 5 | 1,907 |
| 6 Credits/Payments | | |
| a 2013 estimated tax payments and 2012 overpayment credited to 2013 | 6a | 217 |
| b Exempt foreign organizations—tax withheld at source | 6b | |
| c Tax paid with application for extension of time to file (Form 8868) | 6c | |
| d Backup withholding erroneously withheld | 6d | |
| 7 Total credits and payments. Add lines 6a through 6d. | 7 | 217 |
| 8 Enter any penalty for underpayment of estimated tax. Check here <input checked="" type="checkbox"/> if Form 2220 is attached | 8 | 36 |
| 9 Tax due. If the total of lines 5 and 8 is more than line 7, enter amount owed | 9 | 1,726 |
| 10 Overpayment. If line 7 is more than the total of lines 5 and 8, enter the amount overpaid | 10 | |
| 11 Enter the amount of line 10 to be Credited to 2014 estimated tax Refunded | 11 | |

Part VII-A Statements Regarding Activities

| | | | |
|--|-----------|-----|----|
| 1a During the tax year, did the foundation attempt to influence any national, state, or local legislation or did it participate or intervene in any political campaign? | 1a | Yes | No |
| b Did it spend more than \$100 during the year (either directly or indirectly) for political purposes (see page 19 of the instructions for definition)? <i>If the answer is "Yes" to 1a or 1b, attach a detailed description of the activities and copies of any materials published or distributed by the foundation in connection with the activities.</i> | 1b | | No |
| c Did the foundation file Form 1120-POL for this year?. | 1c | | No |
| d Enter the amount (if any) of tax on political expenditures (section 4955) imposed during the year: (1) On the foundation \$ _____ (2) On foundation managers \$ _____ | | | |
| e Enter the reimbursement (if any) paid by the foundation during the year for political expenditure tax imposed on foundation managers \$ _____ | | | |
| 2 Has the foundation engaged in any activities that have not previously been reported to the IRS? <i>If "Yes," attach a detailed description of the activities.</i> | 2 | | No |
| 3 Has the foundation made any changes, not previously reported to the IRS, in its governing instrument, articles of incorporation, or bylaws, or other similar instruments? <i>If "Yes," attach a conformed copy of the changes</i> | 3 | | No |
| 4a Did the foundation have unrelated business gross income of \$1,000 or more during the year?. | 4a | | No |
| b If "Yes," has it filed a tax return on Form 990-T for this year?. | 4b | | No |
| 5 Was there a liquidation, termination, dissolution, or substantial contraction during the year? <i>If "Yes," attach the statement required by General Instruction T.</i> | 5 | | No |
| 6 Are the requirements of section 508(e) (relating to sections 4941 through 4945) satisfied either: • By language in the governing instrument, or • By state legislation that effectively amends the governing instrument so that no mandatory directions that conflict with the state law remain in the governing instrument? | 6 | Yes | |
| 7 Did the foundation have at least \$5,000 in assets at any time during the year? <i>If "Yes," complete Part II, col. (c), and Part XV.</i> | 7 | Yes | |
| 8a Enter the states to which the foundation reports or with which it is registered (see instructions) NY _____ | | | |
| b If the answer is "Yes" to line 7, has the foundation furnished a copy of Form 990-PF to the Attorney General (or designate) of each state as required by General Instruction G? <i>If "No," attach explanation.</i> | 8b | Yes | |
| 9 Is the foundation claiming status as a private operating foundation within the meaning of section 4942(j)(3) or 4942(j)(5) for calendar year 2013 or the taxable year beginning in 2013 (see instructions for Part XIV)? <i>If "Yes," complete Part XIV</i> | 9 | | No |
| 10 Did any persons become substantial contributors during the tax year? <i>If "Yes," attach a schedule listing their names and addresses.</i> | 10 | | No |

Part VII-A

Statements Regarding Activities *(continued)*

| | | | | |
|---|---|----|-----|----|
| 11 | At any time during the year, did the foundation, directly or indirectly, own a controlled entity within the meaning of section 512(b)(13)? If "Yes," attach schedule (see instructions). | 11 | | No |
| 12 | Did the foundation make a distribution to a donor advised fund over which the foundation or a disqualified person had advisory privileges? If "Yes," attach statement (see instructions) | 12 | | No |
| 13 | Did the foundation comply with the public inspection requirements for its annual returns and exemption application? | 13 | Yes | |
| Website address N/A | | | | |
| 14 | The books are in care of TOM C KLEIN & ASSOCIATES Telephone no (212) 594-3300 Located at 450 SEVENTH AVENUE NEW YORK NY ZIP+4 10123 | | | |
| 15 | Section 4947(a)(1) nonexempt charitable trusts filing Form 990-PF in lieu of Form 1041 —Check here and enter the amount of tax-exempt interest received or accrued during the year. | 15 | | |
| 16 | At any time during calendar year 2013, did the foundation have an interest in or a signature or other authority over a bank, securities, or other financial account in a foreign country? | 16 | Yes | No |
| See instructions for exceptions and filing requirements for Form TD F 90-22.1 If "Yes", enter the name of the foreign country | | | | |

Part VII-B

Statements Regarding Activities for Which Form 4720 May Be Required

| | | | | |
|---|--|----|-----|----|
| File Form 4720 if any item is checked in the "Yes" column, unless an exception applies. | | | Yes | No |
| 1a | During the year did the foundation (either directly or indirectly) (1) Engage in the sale or exchange, or leasing of property with a disqualified person? (2) Borrow money from, lend money to, or otherwise extend credit to (or accept it from) a disqualified person? (3) Furnish goods, services, or facilities to (or accept them from) a disqualified person? (4) Pay compensation to, or pay or reimburse the expenses of, a disqualified person? (5) Transfer any income or assets to a disqualified person (or make any of either available for the benefit or use of a disqualified person)? (6) Agree to pay money or property to a government official? (Exception. Check "No" if the foundation agreed to make a grant to or to employ the official for a period after termination of government service, if terminating within 90 days). If any answer is "Yes" to 1a(1)–(6), did any of the acts fail to qualify under the exceptions described in Regulations section 53.4941(d)-3 or in a current notice regarding disaster assistance (see page 20 of the instructions)? Organizations relying on a current notice regarding disaster assistance check here. | | | |
| c | Did the foundation engage in a prior year in any of the acts described in 1a, other than excepted acts, that were not corrected before the first day of the tax year beginning in 2013? | 1b | | No |
| 2 | Taxes on failure to distribute income (section 4942) (does not apply for years the foundation was a private operating foundation defined in section 4942(j)(3) or 4942(j)(5)) | 1c | | No |
| a | At the end of tax year 2013, did the foundation have any undistributed income (lines 6d and 6e, Part XIII) for tax year(s) beginning before 2013? If "Yes," list the years 20____, 20____, 20____, 20____ | | | |
| b | Are there any years listed in 2a for which the foundation is not applying the provisions of section 4942(a)(2) (relating to incorrect valuation of assets) to the year's undistributed income? (If applying section 4942(a)(2) to all years listed, answer "No" and attach statement—see instructions). | 2b | | No |
| c | If the provisions of section 4942(a)(2) are being applied to any of the years listed in 2a, list the years here 20____, 20____, 20____, 20____ | | | |
| 3a | Did the foundation hold more than a 2% direct or indirect interest in any business enterprise at any time during the year? | | | |
| b | If "Yes," did it have excess business holdings in 2013 as a result of (1) any purchase by the foundation or disqualified persons after May 26, 1969, (2) the lapse of the 5-year period (or longer period approved by the Commissioner under section 4943(c)(7)) to dispose of holdings acquired by gift or bequest, or (3) the lapse of the 10-, 15-, or 20-year first phase holding period? (Use Schedule C, Form 4720, to determine if the foundation had excess business holdings in 2013.). | 3b | | No |
| 4a | Did the foundation invest during the year any amount in a manner that would jeopardize its charitable purposes? | 4a | | No |
| b | Did the foundation make any investment in a prior year (but after December 31, 1969) that could jeopardize its charitable purpose that had not been removed from jeopardy before the first day of the tax year beginning in 2013? | 4b | | No |

Part VII-B

Statements Regarding Activities for Which Form 4720 May Be Required (continued)

| | | | | |
|-----|--|------------------------------|--|----|
| 5a | During the year did the foundation pay or incur any amount to | | | |
| (1) | Carry on propaganda, or otherwise attempt to influence legislation (section 4945(e))? | <input type="checkbox"/> Yes | <input checked="" type="checkbox"/> No | |
| (2) | Influence the outcome of any specific public election (see section 4955), or to carry on, directly or indirectly, any voter registration drive? | <input type="checkbox"/> Yes | <input checked="" type="checkbox"/> No | |
| (3) | Provide a grant to an individual for travel, study, or other similar purposes? | <input type="checkbox"/> Yes | <input checked="" type="checkbox"/> No | |
| (4) | Provide a grant to an organization other than a charitable, etc , organization described in section 509(a)(1), (2), or (3), or section 4940(d)(2)? (see instructions). | <input type="checkbox"/> Yes | <input checked="" type="checkbox"/> No | |
| (5) | Provide for any purpose other than religious, charitable, scientific, literary, or educational purposes, or for the prevention of cruelty to children or animals? | <input type="checkbox"/> Yes | <input checked="" type="checkbox"/> No | |
| b | If any answer is "Yes" to 5a(1)–(5), did any of the transactions fail to qualify under the exceptions described in Regulations section 53.4945 or in a current notice regarding disaster assistance (see instructions)? | 5b | | No |
| | Organizations relying on a current notice regarding disaster assistance check here. | | | |
| c | If the answer is "Yes" to question 5a(4), does the foundation claim exemption from the tax because it maintained expenditure responsibility for the grant? | | | |
| | If "Yes," attach the statement required by Regulations section 53.4945–5(d). | | | |
| 6a | Did the foundation, during the year, receive any funds, directly or indirectly, to pay premiums on a personal benefit contract? | | | |
| b | Did the foundation, during the year, pay premiums, directly or indirectly, on a personal benefit contract? | 6b | | No |
| | If "Yes" to 6b, file Form 8870. | | | |
| 7a | At any time during the tax year, was the foundation a party to a prohibited tax shelter transaction? | | | |
| b | If yes, did the foundation receive any proceeds or have any net income attributable to the transaction? | 7b | | No |

Part VIII

Information About Officers, Directors, Trustees, Foundation Managers, Highly Paid Employees, and Contractors

| | | | | |
|--|---|---|---|---------------------------------------|
| 1 List all officers, directors, trustees, foundation managers and their compensation (see instructions). | | | | |
| (a) Name and address | (b) Title, and average hours per week devoted to position | (c) Compensation (If not paid, enter -0-) | (d) Contributions to employee benefit plans and deferred compensation | (e) Expense account, other allowances |
| CHARLES LAZARUS | President | 0 | | |
| TRU L1N036 ONE GEOFFREY WAY | 5 00 | | | |
| WAYNE,NJ 074702030 | | | | |
| 2 Compensation of five highest-paid employees (other than those included on line 1—see instructions). If none, enter "NONE." | | | | |
| (a) Name and address of each employee paid more than \$50,000 | (b) Title, and average hours per week devoted to position | (c) Compensation | (d) Contributions to employee benefit plans and deferred compensation | (e) Expense account, other allowances |
| NONE | | | | |
| | | | | |
| | | | | |
| | | | | |
| | | | | |
| | | | | |
| | | | | |
| | | | | |
| | | | | |
| Total number of other employees paid over \$50,000. | | | | |

Part VIII

Information About Officers, Directors, Trustees, Foundation Managers, Highly Paid Employees, and Contractors (continued)

| 3 Five highest-paid independent contractors for professional services (see instructions). If none, enter "NONE". | | |
|--|---------------------|------------------|
| (a) Name and address of each person paid more than \$50,000 | (b) Type of service | (c) Compensation |
| NONE | | |
| | | |
| | | |
| | | |
| | | |
| | | |
| | | |
| | | |
| | | |
| Total number of others receiving over \$50,000 for professional services. | | |

Part IX-A

Summary of Direct Charitable Activities

| List the foundation's four largest direct charitable activities during the tax year. Include relevant statistical information such as the number of organizations and other beneficiaries served, conferences convened, research papers produced, etc. | Expenses |
|--|----------|
| 1 | |
| 2 | |
| 3 | |
| 4 | |

Part IX-B

Summary of Program-Related Investments (see instructions)

| Describe the two largest program-related investments made by the foundation during the tax year on lines 1 and 2 | Amount |
|--|--------|
| 1 | |
| | |
| | |
| 2 | |
| | |
| | |
| All other program-related investments. See page 24 of the instructions. | |
| 3 | |
| | |
| | |
| Total. Add lines 1 through 3. | |

Part X

Minimum Investment Return (All domestic foundations must complete this part. Foreign foundations, see instructions.)

| | | | |
|---|--|----|-----------|
| 1 | Fair market value of assets not used (or held for use) directly in carrying out charitable, etc , purposes | | |
| a | Average monthly fair market value of securities. | 1a | 3,763,187 |
| b | Average of monthly cash balances. | 1b | 183,598 |
| c | Fair market value of all other assets (see instructions). | 1c | 0 |
| d | Total (add lines 1a, b, and c). | 1d | 3,946,785 |
| e | Reduction claimed for blockage or other factors reported on lines 1a and 1c (attach detailed explanation). | 1e | 0 |
| 2 | Acquisition indebtedness applicable to line 1 assets. | 2 | |
| 3 | Subtract line 2 from line 1d. | 3 | 3,946,785 |
| 4 | Cash deemed held for charitable activities Enter 1 1/2% of line 3 (for greater amount, see instructions). | 4 | 59,202 |
| 5 | Net value of noncharitable-use assets. Subtract line 4 from line 3 Enter here and on Part V, line 4 | 5 | 3,887,583 |
| 6 | Minimum investment return. Enter 5% of line 5. | 6 | 194,379 |

Part XI

Distributable Amount (see instructions) (Section 4942(j)(3) and (j)(5) private operating foundations and certain foreign organizations check here ☒ and do not complete this part.)

| | | | |
|----|---|----|---------|
| 1 | Minimum investment return from Part X, line 6. | 1 | 194,379 |
| 2a | Tax on investment income for 2013 from Part VI, line 5. | 2a | 1,907 |
| b | Income tax for 2013 (This does not include the tax from Part VI). | 2b | |
| c | Add lines 2a and 2b. | 2c | 1,907 |
| 3 | Distributable amount before adjustments Subtract line 2c from line 1. | 3 | 192,472 |
| 4 | Recoveries of amounts treated as qualifying distributions. | 4 | |
| 5 | Add lines 3 and 4. | 5 | 192,472 |
| 6 | Deduction from distributable amount (see instructions). | 6 | |
| 7 | Distributable amount as adjusted Subtract line 6 from line 5 Enter here and on Part XIII, line 1. | 7 | 192,472 |

Part XII

Qualifying Distributions (see instructions)

| | | | |
|--|--|----|---------|
| 1 | Amounts paid (including administrative expenses) to accomplish charitable, etc , purposes | | |
| a | Expenses, contributions, gifts, etc —total from Part I, column (d), line 26. | 1a | 348,575 |
| b | Program-related investments—total from Part IX-B. | 1b | |
| 2 | Amounts paid to acquire assets used (or held for use) directly in carrying out charitable, etc , purposes. | 2 | |
| 3 | Amounts set aside for specific charitable projects that satisfy the | | |
| a | Suitability test (prior IRS approval required). | 3a | |
| b | Cash distribution test (attach the required schedule). | 3b | |
| 4 | Qualifying distributions. Add lines 1a through 3b Enter here and on Part V, line 8, and Part XIII, line 4 | 4 | 348,575 |
| 5 | Foundations that qualify under section 4940(e) for the reduced rate of tax on net investment income Enter 1% of Part I, line 27b (see instructions). | 5 | 1,907 |
| 6 | Adjusted qualifying distributions. Subtract line 5 from line 4. | 6 | 346,668 |
| Note: The amount on line 6 will be used in Part V, column (b), in subsequent years when calculating whether the foundation qualifies for the section 4940(e) reduction of tax in those years | | | |

Part XIII

Undistributed Income (see instructions)

| | (a) Corpus | (b) Years prior to 2012 | (c) 2012 | (d) 2013 |
|---|---------------|----------------------------|-------------|-------------|
| 1 Distributable amount for 2013 from Part XI, line 7 | | | | 192,472 |
| 2 Undistributed income, if any, as of the end of 2013 | | | | |
| a Enter amount for 2012 only. | | | | |
| b Total for prior years 20____, 20____, 20____ | | | | |
| 3 Excess distributions carryover, if any, to 2013 | | | | |
| a From 2008. | | | | |
| b From 2009. | 175,573 | | | |
| c From 2010. | 138,498 | | | |
| d From 2011. | 18,932 | | | |
| e From 2012. | 152,394 | | | |
| f Total of lines 3a through e. | 485,397 | | | |
| 4 Qualifying distributions for 2013 from Part XII, line 4 ▶ \$ 348,575 | | | | |
| a Applied to 2012, but not more than line 2a | | | | |
| b Applied to undistributed income of prior years (Election required—see instructions). | | | | |
| c Treated as distributions out of corpus (Election required—see instructions). | 0 | | | |
| d Applied to 2013 distributable amount. | | | | 192,472 |
| e Remaining amount distributed out of corpus | 156,103 | | | |
| 5 Excess distributions carryover applied to 2013 (If an amount appears in column (d), the same amount must be shown in column (a).) | | | | |
| 6 Enter the net total of each column as indicated below: | | | | |
| a Corpus Add lines 3f, 4c, and 4e Subtract line 5 | 641,500 | | | |
| b Prior years' undistributed income Subtract line 4b from line 2b. | | | | |
| c Enter the amount of prior years' undistributed income for which a notice of deficiency has been issued, or on which the section 4942(a) tax has been previously assessed. | | | | |
| d Subtract line 6c from line 6b Taxable amount—see instructions | | | | |
| e Undistributed income for 2012 Subtract line 4a from line 2a Taxable amount—see instructions | | | | |
| f Undistributed income for 2013 Subtract lines 4d and 5 from line 1 This amount must be distributed in 2014 | | | | 0 |
| 7 Amounts treated as distributions out of corpus to satisfy requirements imposed by section 170(b)(1)(F) or 4942(g)(3) (see instructions). | | | | |
| 8 Excess distributions carryover from 2008 not applied on line 5 or line 7 (see instructions). . . . | | | | |
| 9 Excess distributions carryover to 2014. Subtract lines 7 and 8 from line 6a | 641,500 | | | |
| 10 Analysis of line 9 | | | | |
| a Excess from 2009. . . . | 175,573 | | | |
| b Excess from 2010. . . . | 138,498 | | | |
| c Excess from 2011. . . . | 18,932 | | | |
| d Excess from 2012. . . . | 152,394 | | | |
| e Excess from 2013. . . . | 156,103 | | | |

Part XIVPrivate Operating Foundations (see instructions and Part VII-A, question 9)

1a

If the foundation has received a ruling or determination letter that it is a private operating foundation, and the ruling is effective for 2013, enter the date of the ruling.

b

Check box to indicate whether the organization is a private operating foundation described in section 4942(j)(3) or 4942(j)(5)

☐ 4942(j)(3) or ☐ 4942(j)(5)

| | | | | | | |
|----|--|----------|---------------|----------|----------|-----------|
| 2a | Enter the lesser of the adjusted net income from Part I or the minimum investment return from Part X for each year listed. | Tax year | Prior 3 years | | | (e) Total |
| | | (a) 2013 | (b) 2012 | (c) 2011 | (d) 2010 | |
| | | | | | | |
| b | 85% of line 2a | | | | | |
| c | Qualifying distributions from Part XII, line 4 for each year listed. | | | | | |
| d | Amounts included in line 2c not used directly for active conduct of exempt activities. | | | | | |
| e | Qualifying distributions made directly for active conduct of exempt activities. Subtract line 2d from line 2c. | | | | | |
| 3 | Complete 3a, b, or c for the alternative test relied upon | | | | | |
| a | "Assets" alternative test—enter | | | | | |
| | (1) Value of all assets | | | | | |
| | (2) Value of assets qualifying under section 4942(j)(3)(B)(i) | | | | | |
| b | "Endowment" alternative test— enter 2/3 of minimum investment return shown in Part X, line 6 for each year listed. | | | | | |
| c | "Support" alternative test—enter | | | | | |
| | (1) Total support other than gross investment income (interest, dividends, rents, payments on securities loans (section 512(a)(5)), or royalties). | | | | | |
| | (2) Support from general public and 5 or more exempt organizations as provided in section 4942(j)(3)(B)(iii). | | | | | |
| | (3) Largest amount of support from an exempt organization | | | | | |
| | (4) Gross investment income | | | | | |

Part XVSupplementary Information (Complete this part only if the organization had \$5,000 or more in assets at any time during the year—see instructions.)

1

Information Regarding Foundation Managers:

a

List any managers of the foundation who have contributed more than 2% of the total contributions received by the foundation before the close of any tax year (but only if they have contributed more than \$5,000) (See section 507(d)(2))

b

List any managers of the foundation who own 10% or more of the stock of a corporation (or an equally large portion of the ownership of a partnership or other entity) of which the foundation has a 10% or greater interest

2

Information Regarding Contribution, Grant, Gift, Loan, Scholarship, etc., Programs:

Check here ☒ if the foundation only makes contributions to preselected charitable organizations and does not accept unsolicited requests for funds. If the foundation makes gifts, grants, etc. (see instructions) to individuals or organizations under other conditions, complete items 2a, b, c, and d.

a

The name, address, and telephone number of the person to whom applications should be addressed

b

The form in which applications should be submitted and information and materials they should include

c

Any submission deadlines

d

Any restrictions or limitations on awards, such as by geographical areas, charitable fields, kinds of institutions, or other factors

Part XV

Supplementary Information (continued)

3 Grants and Contributions Paid During the Year or Approved for Future Payment

| Recipient | If recipient is an individual, show any relationship to any foundation manager or substantial contributor | Foundation status of recipient | Purpose of grant or contribution | Amount |
|---|--|--------------------------------------|-------------------------------------|---------|
| Name and address (home or business) | | | | |
| <div><div>a</div><div>Paid during the year</div><div>See Additional Data TableSee Additional Data Table</div></div> | | | | |
| <div>Total</div> | | | <div>▶ 3a</div> | 348,575 |
| <div><div>b</div><div>Approved for future payment</div></div> | | | | |
| <div>Total</div> | | | <div>▶ 3b</div> | |

Enter gross amounts unless otherwise indicated


Part XVI-B Relationship of Activities to the Accomplishment of Exempt Purposes

Form **990-PF** (2013)


Form 990PF Part XV Line 3 - Grants and Contributions Paid During the Year or Approved for Future Payment

| Recipient | If recipient is an individual, show any relationship to any foundation manager or substantial contributor | Foundation status of recipient | Purpose of grant or contribution | Amount |
|---|---|--------------------------------|----------------------------------|---------|
| Name and address (home or business) | | | | |
| a Paid during the year | | | | |
| the guggenheim 1071 5TH AVE NEW YORK,NY 10128 | NONE | N | CHARITABLE | 125 |
| ISRAEL CANCER ASSOC 525 S FLAGER DRIVE WEST PALM BEACH,FL 33401 | NONE | N | CHARITABLE | 5,000 |
| NEW MUSEUM 210 11TH AVE NEW YORK,NY 10001 | NONE | N | CHARITABLE | 120,000 |
| NORTON MUSEUM OF ART 1451 S OLIVE AVE WEST PALM BEACH,FL 33401 | NONE | N | CHARITABLE | 15,900 |
| THETA EPSILON 4410 MASSACHUSETS AVE NW WASHINGTON,DC 20016 | NONE | N | CHARITABLE | 100 |
| WHITNEY MUSEUM OF AMERICAN ART 945 MADISON AVE NEW YORK,NY 10021 | NONE | N | CHARITABLE | 125 |
| FACING HISTORY 225 W 34th Street Suite 141 NEW YORK,NY 10122 | NONE | N | CHARITABLE | 10,000 |
| CITYMEALS-ON-WHEELS 355 LEXINGTON AVENUE NEW YORK,NY 10017 | NONE | N | CHARITABLE | 2,000 |
| NATIONAL MUSEUM AMERICAN JEWISH HIS 55 NORTH 5TH ST PHILADELPHIA,PA 19106 | NONE | N | CHARITABLE | 5,000 |
| AMERICAN KIDNEY FOUND 6110 Executive Blvd Suite 1010 ROCKVILLE,MD 20852 | NONE | N | CHARITABLE | 4,000 |
| OHR KODESH CONGREGATION 8300 MEADOWBROOK LANE CHEVY CHASE,MD 20815 | NONE | N | CHARITABLE | 100 |
| CHILD MIND INSTITUE 445 Park Avenue NEW YORK,NY 10022 | NONE | N | CHARITABLE | 10,000 |
| NORTHSIDE CENTER FOR CHILD DEVELOPM 1301 FIFTH AVENUE NEW YORK,NY 10029 | NONE | N | CHARITABLE | 2,000 |
| PALM BEACH CIVIC ASSOC 139 North County Road PALM BEACH,FL 33480 | NONE | N | CHARITABLE | 100 |
| PLANNED PARENTHOOD 349 E 149th Street BRONX,NY 10451 | NONE | N | CHARITABLE | 3,500 |
| Total ▶ 3a | | | | 348,575 |

Form 990PF Part XV Line 3 - Grants and Contributions Paid During the Year or Approved for Future Payment

| Recipient | If recipient is an individual, show any relationship to any foundation manager or substantial contributor | Foundation status of recipient | Purpose of grant or contribution | Amount |
|--|--|--------------------------------------|-------------------------------------|---------|
| Name and address (home or business) | | | | |
| a Paid during the year | | | | |
| ROSIE'S BROADWAY KIDS 445 W 45th St NEWYORK,NY 10036 | NONE | N | CHARITABLE | 1,000 |
| SMITHSONIAN CRAFT SHOW PO Box 37012 WASHINGTON,DC 20013 | NONE | N | CHARITABLE | 5,000 |
| THE LORD'S PLACE 2808 North Australian Avenue WEST PALM BEACH,FL 33407 | NONE | N | CHARITABLE | 3,000 |
| BOULDER MUSEUM 1750 13th Street BOULDER,CO 80302 | NONE | N | CHARITABLE | 5,150 |
| AMERICAN FRIENDS ISRAEL MUSEUM 500 5th Ave NEWYORK,NY 10110 | NONE | N | CHARITABLE | 5,000 |
| BRENNAN CENTER FOR JUSTICE 161 6th Avenue NEWYORK,NY 10013 | NONE | N | CHARITABLE | 10,000 |
| FRIENDS OF WESTHAMPTON AMBULANCE 3 Hazelwood Avenue WEST HAMPTON,NY 11978 | NONE | N | CHARITABLE | 100 |
| Hope for Depression Research Founda 667 Madison Avenue 17th Floor NEWYORK,NY 10065 | NONE | N | CHARITABLE | 2,000 |
| PALM BEACH DRAMA WORKS 201 Clematis Street WEST PALM BEACH,FL 33401 | NONE | N | CHARITABLE | 300 |
| WEILL CORNELL MEDICAL COLLEGE 1300 YORK AVE NEWYORK,NY 10065 | NONE | N | CHARITABLE | 50,000 |
| BREAST CANCER RESEARCH 60 East 56th Street new york,NY 10022 | NONE | N | charitable | 1,000 |
| CITY HARVEST 6 E 32nd St new york,NY 10016 | NONE | N | charitable | 1,500 |
| COMMISSION JEWISH ED 4601 Community Drive west palm beach,FL 33417 | NONE | N | charitable | 5,000 |
| HAWLEY CARON FOUND PO Box 1017 saratoga springs,NY 12866 | NONE | N | charitable | 1,000 |
| LOWER EASTSIDE SERVICE CENTER 80 Maiden Lane new york,NY 10038 | NONE | N | charitable | 10,500 |
| Total  3a | | | | 348,575 |

Form 990PF Part XV Line 3 - Grants and Contributions Paid During the Year or Approved for Future Payment

| Recipient | If recipient is an individual, show any relationship to any foundation manager or substantial contributor | Foundation status of recipient | Purpose of grant or contribution | Amount |
|--|---|--------------------------------|----------------------------------|---------|
| Name and address (home or business) | | | | |
| a <i>Paid during the year</i> | | | | |
| NATIONAL CROQUET CENTER 700 Florida Mango Rd west palm beach,FL 33406 | NONE | N | charitable | 25,200 |
| MUSEUM OF MODERN ART 11 W 53rd St new york,NY 10019 | NONE | N | charitable | 175 |
| channel 13 wnet 825 Eighth Avenue new york,NY 10019 | NONE | N | charitable | 3,000 |
| bruce moskowitz found 1411 North Flagler Dr west pal beach,FL 33409 | NONE | N | charitable | 10,000 |
| community action partnership 1140 Connecticut Avenue NW washington,DC 20036 | NONE | N | charitable | 1,000 |
| grameen primacare 1460 broadway new york,NY 10036 | NONE | N | charitable | 5,000 |
| memorial sloan 1275 york ave new york,NY 10065 | NONE | N | charitable | 500 |
| metropolitan museum of art 1000 5 ave new york,NY 10028 | NONE | N | charitable | 200 |
| treats and sweets 1101 Medical Center Boulevard Marrero,LA 70072 | NONE | N | charitable | 500 |
| united way 2 park ave new york,NY 10016 | NONE | N | charitable | 5,000 |
| vera inst of justice 233 broadway new york,NY 10279 | NONE | N | charitable | 3,000 |
| studio in a school 410 w 59st new york,NY 10019 | NONE | N | charitable | 15,000 |
| The Ryan Licht Sang Bipolar Foundat 875 N Michigan Avenue chicago,IL 60611 | NONE | N | charitable | 1,500 |
| Total  3a | | | | 348,575 |

TY 2013 Accounting Fees Schedule

Name: THE LAZARUS CHARITABLE TRUST
CO CHARLES LAZARUS - TOYS R US

EIN: 13-3360876

Software ID: 13000170

Software Version: 2013v3.1

| Category | Amount | Net Investment Income | Adjusted Net Income | Disbursements for Charitable Purposes |
|-----------------|--------|--------------------------|------------------------|---|
| accounting fees | 3,000 | 0 | 0 | 0 |

TY 2013 Other Expenses Schedule

Name: THE LAZARUS CHARITABLE TRUST
CO CHARLES LAZARUS - TOYS R US

EIN: 13-3360876

Software ID: 13000170

Software Version: 2013v3.1

| Description | Revenue and Expenses per Books | Net Investment Income | Adjusted Net Income | Disbursements for Charitable Purposes |
|----------------|-----------------------------------|--------------------------|---------------------|--|
| FILING FEES | 300 | | | |
| INVESTMENT EXP | 25,569 | 25,569 | | |

TY 2013 Taxes Schedule

Name: THE LAZARUS CHARITABLE TRUST
CO CHARLES LAZARUS - TOYS R US

EIN: 13-3360876

Software ID: 13000170

Software Version: 2013v3.1

| Category | Amount | Net Investment Income | Adjusted Net Income | Disbursements for Charitable Purposes |
|---------------|--------|--------------------------|------------------------|---|
| FOREIGN TAXES | 2,765 | 2,765 | | |

THE LAZARUS CHARITABLE TRUST
 CHARLES LAZARUS
 C/O TOYS R US
 1 GEOFFREY WAY L1N061
 WAYNE NJ 07470

Showing summary for account 55518929 - LAZARUS THE CHARITABLE TRUST: for 01 Jun 2013 to 31 May 2014: as of 11 Jun 2014

Realized Gains/Losses

Summary

| | |
|--------------------------------|---------------|
| Short Term Gains/Losses | (\$16,374.60) |
| Long Term Gains/Losses | \$119,945.68 |
| Total Capital Gains/Losses | \$103,571.08 |
| Total Short Sales Gains/Losses | \$0.00 |
| Discount Income | \$0.00 |

Realized Gains/Losses Details: Capital Gains - Covered

| Security Description | Security | Categorization | Indicator | Quantity | Unit Cost (Purchase Date) | Sale Price (Close Date) | Total Cost | Net Amount | Short Term Gains/Losses | Long Term Gains/Losses |
|-----------------------------|----------|----------------|-----------|----------|------------------------------|----------------------------|-------------|-------------|----------------------------|---------------------------|
| ***ENERGIS SA-SPONSORED ADR | E462136 | Equities | LT | 730 | \$18.68 02 Apr 2013 | \$15.74 12 May 2014 | \$11,637.25 | \$11,492.50 | \$0.00 | (\$2,144.75) |
| ***ENERGIS SA-SPONSORED ADR | E462136 | Equities | LT | 1450 | \$20.03 26 Apr 2012 | \$15.74 12 May 2014 | \$29,039.68 | \$22,827.57 | \$0.00 | (\$6,212.11) |
| GARMIN LTD | G012477 | Equities | ST | 650 | \$39.52 18 Jan 2013 | \$36.87 20 Jul 2013 | \$25,687.89 | \$23,964.95 | (\$1,722.94) | \$0.00 |
| HONEYWELL INTL INC | H006317 | Equities | LT | 450 | \$43.04 19 Aug 2011 | \$82.97 22 Jul 2013 | \$19,367.55 | \$37,336.21 | \$0.00 | \$17,968.66 |
| KINDER MORGAN INC | K006040 | Equities | LT | 800 | \$32.74 04 Jun 2012 | \$32.29 24 Feb 2014 | \$26,192.64 | \$25,827.87 | \$0.00 | (\$364.77) |
| MICROSOFT CORP | M415385 | Equities | LT | 700 | \$28.32 12 Nov 2012 | \$37.48 27 Feb 2014 | \$19,821.83 | \$26,235.68 | \$0.00 | \$6,413.85 |

| | | | | | | | | | | |
|--------------------------------|---------|----------|----|------|------------------------|------------------------|-------------|-------------|--------------|------------|
| NEW YORK COMMUNITY BANCORP INC | N004819 | Equities | ST | 1000 | \$12.59 14 Nov 2012 | \$14.89 26 Jul 2013 | \$12,590.90 | \$14,886.14 | \$2,295.24 | \$0.00 |
| NEW YORK COMMUNITY BANCORP INC | N004819 | Equities | LT | 150 | \$12.66 08 Feb 2012 | \$14.89 26 Jul 2013 | \$1,898.67 | \$2,232.92 | \$0.00 | \$334.25 |
| NEW YORK COMMUNITY BANCORP INC | N004819 | Equities | LT | 600 | \$12.90 21 Feb 2012 | \$14.89 26 Jul 2013 | \$7,742.52 | \$8,931.68 | \$0.00 | \$1,189.16 |
| NISOURCE INC COM | N003170 | Equities | LT | 950 | \$25.37 01 Aug 2012 | \$30.17 17 Sep 2013 | \$24,105.68 | \$28,662.90 | \$0.00 | \$4,557.22 |
| ***STATOIL ASA SPONSORED ADR | S012318 | Equities | ST | 1500 | \$26.20 11 Feb 2013 | \$22.10 17 Jul 2013 | \$39,294.00 | \$33,156.47 | (\$6,137.53) | \$0.00 |

Realized Gains/Losses Details: Capital Gains - Noncovered

| Security Description | Security | Categorization | Indicator | Quantity | Unit Cost (Purchase Date) | Sale Price (Close Date) | Total Cost | Net Amount | Short Term Gains/Losses | Long Term Gains/Losses |
|--|----------|----------------|-----------|----------|------------------------------|----------------------------|-------------|--------------|----------------------------|---------------------------|
| ***ARC RESOURCES LTD | A027500 | Equities | LT | 2150 | \$10.35 16 Mar 2009 | \$25.76 14 Jan 2014 | \$22,249.28 | \$55,374.00 | \$0.00 | \$33,124.72 |
| ***ARC RESOURCES LTD | A027500 | Equities | LT | 2000 | \$30.68 10 Jul 2008 | \$27.99 23 Dec 2013 | \$61,354.00 | \$55,981.02 | \$0.00 | (\$5,372.98) |
| ***ARC RESOURCES LTD | A027500 | Equities | LT | 850 | \$10.35 16 Mar 2009 | \$27.99 23 Dec 2013 | \$8,796.22 | \$23,791.94 | \$0.00 | \$14,995.72 |
| ***BUNGE LIMITED PERPETUAL PREF SHS CONV | B013829 | Equities | LT | 250 | \$82.50 29 Sep 2008 | \$100.95 01 Jul 2013 | \$20,625.00 | \$25,238.13 | \$0.00 | \$4,613.13 |
| ***BUNGE LIMITED PERPETUAL PREF SHS CONV | B013829 | Equities | LT | 100 | \$121.20 11 Jul 2008 | \$101.02 27 Jun 2013 | \$12,120.32 | \$10,101.60 | \$0.00 | (\$2,018.72) |
| ***BUNGE LIMITED PERPETUAL PREF SHS CONV | B013829 | Equities | LT | 350 | \$121.20 11 Jul 2008 | \$100.95 01 Jul 2013 | \$42,421.12 | \$35,333.39 | \$0.00 | (\$7,087.73) |
| CHARLES RIV LABORATORIES INTL INC CONV 2.25000% 06/15/2013 159864AB3 JD_15 | 5497400 | Fixed Income | LT | 40000 | \$94.75 18 May 2010 | \$100.00 17 Jun 2013 | \$37,900.00 | \$40,000.00 | \$0.00 | \$2,100.00 |
| ***CHINA MOBILE LIMITED SPONSORED ADR | C007809 | Equities | LT | 700 | \$53.33 03 Aug 2009 | \$52.94 31 Jul 2013 | \$37,330.44 | \$37,057.84 | \$0.00 | (\$272.60) |
| FEDERAL FARM CREDIT BANK 2.45000% 10/7/2019 3133ED3X8 CALLED @ 100.00 02/12/14 AQ_07 CC | 5BRLVY3 | Fixed Income | ST | 100000 | \$99.84 07 Oct 2013 | \$100.00 12 Feb 2014 | \$99,840.00 | \$100,000.00 | \$160.00 | \$0.00 |

FEDERAL FARM CREDIT

| | | | | | | | | | | |
|---|---------|--------------|----|--------|-------------------------|-------------------------|--------------|--------------|------------|---------------|
| BANK 2 69000% 1/23/2020 3133ECVD3 CALLED @ 100 00 11/14/13 JJ_23 CC | 5BHSLX8 | Fixed Income | | 100000 | \$100 00 23 Jul 2013 | \$100 00 14 Nov 2013 | \$100,000 00 | \$100,000 00 | \$0 00 | \$0 00 |
| ***FRANCO-NEVADA CORPORATION | F106990 | Equities | LT | 600 | \$26 03 04 Nov 2009 | \$32 68 21 Jun 2013 | \$15 615 00 | \$19 608 01 | \$0 00 | \$3 993 01 |
| HOLOGIC INC 2 0% CVT SENIOR NOTES 2 00000% 12/15/2037 436440AA9 CALLED @ 100 00 12/18/13 JD_15 | 5BCSXB0 | Fixed Income | LT | 40000 | \$127 48 28 Jan 2010 | \$100 06 18 Nov 2013 | \$50,993 80 | \$40 022 00 | \$0 00 | (\$10 971 80) |
| L-3 COMMUNICATIONS CORP CONV CONTINGENT DEBT SECS 3 000000% 08/01/2035 502413A/W CALLED @ 100 00 06/02/14 FA_01 CC | 5635166 | Fixed Income | LT | 50000 | \$106 39 28 Nov 2011 | \$104 75 22 Jul 2013 | \$53 194 28 | \$52 375 00 | \$0 00 | (\$819 28) |
| NEW JERSEY RESOURCES CORP | N352709 | Equities | LT | 100 | \$37 71 27 Aug 2010 | \$44 61 14 Jun 2013 | \$3,770 96 | \$4,461 34 | \$0 00 | \$690 38 |
| PHILIP MORRIS INTERNATIONAL | P022210 | Equities | LT | 200 | \$32 79 04 Mar 2009 | \$86 35 21 Nov 2013 | \$6 557 96 | \$17 269 21 | \$0 00 | \$10 711 25 |
| ***SATS LTD SGD0 10 | S009354 | Equities | LT | 350 | \$2 00 07 Jul 2010 | \$2 74 05 Nov 2013 | \$698 31 | \$959 44 | \$0 00 | \$261 13 |
| ***SATS LTD SGD0 10 | S009354 | Equities | LT | 14650 | \$2 00 07 Jul 2010 | \$2 48 15 Jan 2014 | \$29 229 45 | \$36 276 56 | \$0 00 | \$7 047 11 |
| TRINITY INDS INC SUB NT CONV 3 87500% 06/01/2036 896522AF6 CLL 100 00 PUT 100 00 06/01/18 JD_01 CC | 5020449 | Fixed Income | ST | 20000 | \$110 91 15 Aug 2012 | \$116 50 05 Aug 2013 | \$22 182 11 | \$23 300 00 | \$1 117 89 | \$0 00 |
| TRINITY INDS INC SUB NT CONV 3 87500% 06/01/2036 896522AF6 CLL 100 00 PUT 100 00 06/01/18 JD_01 CC | 5020449 | Fixed Income | LT | 30000 | \$114 13 14 May 2012 | \$116 50 05 Aug 2013 | \$34 238 45 | \$34 950 00 | \$0 00 | \$711 55 |
| UNITED STATES TREASURY NOTE 5 YR INFLATION INDEXED NOTES 0 50000% 4/15/2015 912828MY3 AO_15 | 7001387 | Fixed Income | LT | 107784 | \$99 77 26 Apr 2010 | \$102 23 25 Sep 2013 | \$107 559 55 | \$110 192 30 | \$0 00 | \$2 632 75 |
| UNITED STATES TREASURY NOTE 5 YR INFLATION INDEXED NOTES 0 50000% 4/15/2015 912828MY3 AO_15 | 7001387 | Fixed Income | LT | 53892 | \$100 15 10 May 2010 | \$102 23 25 Sep 2013 | \$53 970 74 | \$55 096 15 | \$0 00 | \$1 125 41 |
| UNITED STATES TREASURY NOTE 5 YR INFLATION INDEXED NOTES 1 25000% 4/15/2014 912828KM1 AO_15 | 7001126 | Fixed Income | LT | 110119 | \$100 55 13 May 2009 | \$100 55 15 Apr 2014 | \$110 719 82 | \$110 720 00 | \$0 00 | \$0 18 |

Realized Gains/Losses Details: Maturities - Noncovered

| Security Description | Security | Categorization | Indicator | Quantity | Unit Cost (Purchase Date) | Sale Price (Close Date) | Total Cost | Net Amount | Short Term Gains/Losses | Long Term Gains/Losses |
|--|----------|----------------|-----------|----------|------------------------------|----------------------------|-------------|-------------|----------------------------|---------------------------|
| STATE STR CORP SENIOR NOTES 4.30000% 05/30/2014 857477AE3 MN_31 | 5BFSJW2 | | LT | 50000 | \$100.20 26 Mar 2009 | \$100.00 30 Mar 2014 | \$50,101.50 | \$50,000.00 | \$0.00 | (\$101.50) |
| WESTINGHOUSE AIR BRAKE CO SR NOTES 6.87500% 07/31/2013 960386AG5 JJ_31 | 5220405 | | LT | 50000 | \$102.13 27 Apr 2010 | \$100.00 31 Jul 2013 | \$51,062.50 | \$50,000.00 | \$0.00 | (\$1,062.50) |

Realized Gains/Losses Details: Capital Gain Dividends - Noncovered

| Security Description | Security | Categorization | Indicator | Quantity | Unit Cost (Purchase Date) | Sale Price (Close Date) | Total Cost | Net Amount | Short Term Gains/Losses | Long Term Gains/Losses |
|------------------------------------|----------|----------------|-----------|----------|------------------------------|----------------------------|------------|------------|----------------------------|---------------------------|
| AMERICAN CAMPUS COMMUNITIES INC | A016397 | | LT | 77.2 | \$0.00 | \$1.00 29 Aug 2013 | \$0.00 | \$77.20 | \$0.00 | \$77.20 |
| AMERICAN CAMPUS COMMUNITIES INC | A016397 | | LT | 55.6 | \$0.00 | \$1.00 29 Aug 2013 | \$0.00 | \$55.60 | \$0.00 | \$55.60 |
| AMERICAN CAMPUS COMMUNITIES INC | A016397 | | LT | 55.6 | \$0.00 | \$1.00 27 Nov 2013 | \$0.00 | \$55.60 | \$0.00 | \$55.60 |
| AMERICAN CAMPUS COMMUNITIES INC | A016397 | | LT | 77.2 | \$0.00 | \$1.00 27 Nov 2013 | \$0.00 | \$77.20 | \$0.00 | \$77.20 |
| DIGITAL REALTY TRUST INC | D008061 | | LT | 42.89 | \$0.00 | \$1.00 30 Sep 2013 | \$0.00 | \$42.89 | \$0.00 | \$42.89 |
| DIGITAL REALTY TRUST INC | D008061 | | LT | 5.86 | \$0.00 | \$1.00 30 Sep 2013 | \$0.00 | \$5.86 | \$0.00 | \$5.86 |
| DIGITAL REALTY TRUST INC | D008061 | | LT | 5.86 | \$0.00 | \$1.00 28 Jun 2013 | \$0.00 | \$5.86 | \$0.00 | \$5.86 |
| DIGITAL REALTY TRUST INC | D008061 | | LT | 42.89 | \$0.00 | \$1.00 28 Jun 2013 | \$0.00 | \$42.89 | \$0.00 | \$42.89 |
| EQUITY RESIDENTIAL TRUST | E528646 | | LT | 169.26 | \$0.00 | \$1.00 11 Oct 2013 | \$0.00 | \$169.26 | \$0.00 | \$169.26 |

| | | | | | | | | | |
|------------------------------|---------|----|--------|--------|-----------------------|--------|----------|--------|----------|
| EQUITY RESIDENTIAL TRUST | E528646 | LT | 275 04 | \$0 00 | \$1 00 10 Jan 2014 | \$0 00 | \$275 04 | \$0 00 | \$275 04 |
| EQUITY RESIDENTIAL TRUST | E528646 | LT | 84 93 | \$0 00 | \$1 00 10 Jan 2014 | \$0 00 | \$84 93 | \$0 00 | \$84 93 |
| EQUITY RESIDENTIAL TRUST | E528646 | LT | 52 26 | \$0 00 | \$1 00 11 Oct 2013 | \$0 00 | \$52 26 | \$0 00 | \$52 26 |
| EQUITY RESIDENTIAL TRUST | E528646 | LT | 169 26 | \$0 00 | \$1 00 12 Jul 2013 | \$0 00 | \$169 26 | \$0 00 | \$169 26 |
| EQUITY RESIDENTIAL TRUST | E528646 | LT | 52 26 | \$0 00 | \$1 00 12 Jul 2013 | \$0 00 | \$52 26 | \$0 00 | \$52 26 |
| HCP INC | H017540 | LT | 25 91 | \$0 00 | \$1 00 10 Nov 2013 | \$0 00 | \$25 91 | \$0 00 | \$25 91 |
| HCP INC | H017540 | LT | 25 91 | \$0 00 | \$1 00 20 Aug 2013 | \$0 00 | \$25 91 | \$0 00 | \$25 91 |
| HCP INC | H017540 | LT | 13 89 | \$0 00 | \$1 00 20 Aug 2013 | \$0 00 | \$13 89 | \$0 00 | \$13 89 |
| HCP INC | H017540 | LT | 13 89 | \$0 00 | \$1 00 19 Nov 2013 | \$0 00 | \$13 89 | \$0 00 | \$13 89 |
| PLUM CREEK TIMBER CO INC COM | P007004 | LT | 462 | \$0 00 | \$1 00 27 Nov 2013 | \$0 00 | \$462 00 | \$0 00 | \$462 00 |
| PLUM CREEK TIMBER CO INC COM | P007004 | LT | 88 | \$0 00 | \$1 00 30 Aug 2013 | \$0 00 | \$88 00 | \$0 00 | \$88 00 |
| PROLOGIS INC | P031283 | LT | 227 31 | \$0 00 | \$1 00 31 Dec 2013 | \$0 00 | \$227 31 | \$0 00 | \$227 31 |
| PROLOGIS INC | P031283 | LT | 42 15 | \$0 00 | \$1 00 28 Jun 2013 | \$0 00 | \$42 15 | \$0 00 | \$42 15 |
| PROLOGIS INC | P031283 | LT | 181 85 | \$0 00 | \$1 00 28 Jun 2013 | \$0 00 | \$181 85 | \$0 00 | \$181 85 |
| PROLOGIS INC | P031283 | LT | 227 31 | \$0 00 | \$1 00 30 Sep 2013 | \$0 00 | \$227 31 | \$0 00 | \$227 31 |
| PROLOGIS INC | P031283 | LT | 52 69 | \$0 00 | \$1 00 31 Dec 2013 | \$0 00 | \$52 69 | \$0 00 | \$52 69 |
| PROLOGIS INC | P031283 | LT | 52 69 | \$0 00 | \$1 00 30 Sep 2013 | \$0 00 | \$52 69 | \$0 00 | \$52 69 |
| PUBLIC STORAGE INC | P000295 | LT | 0 16 | \$0 00 | \$1 00 30 Dec 2013 | \$0 00 | \$0 16 | \$0 00 | \$0 16 |

| | | | | | | | | | |
|--------------------------|---------|----|-------|--------|-----------------------|--------|---------|--------|---------|
| PUBLIC STORAGE INC | P000295 | LT | 0 54 | \$0 00 | \$1 00 30 Sep 2013 | \$0 00 | \$0 54 | \$0 00 | \$0 54 |
| RAYONIER INC | R021568 | LT | 74 43 | \$0 00 | \$1 00 28 Jun 2013 | \$0 00 | \$74 43 | \$0 00 | \$74 43 |
| SIMON PROPERTY GROUP INC | S009301 | LT | 3 12 | \$0 00 | \$1 00 30 Aug 2013 | \$0 00 | \$3 12 | \$0 00 | \$3 12 |
| SIMON PROPERTY GROUP INC | S009301 | LT | 2 53 | \$0 00 | \$1 00 30 Aug 2013 | \$0 00 | \$2 53 | \$0 00 | \$2 53 |
| SIMON PROPERTY GROUP INC | S009301 | LT | 3 25 | \$0 00 | \$1 00 29 Nov 2013 | \$0 00 | \$3 25 | \$0 00 | \$3 25 |
| SIMON PROPERTY GROUP INC | S009301 | LT | 2 64 | \$0 00 | \$1 00 20 Nov 2013 | \$0 00 | \$2 64 | \$0 00 | \$2 64 |
| VENTAS INC | V000998 | LT | 5 87 | \$0 00 | \$1 00 27 Sep 2013 | \$0 00 | \$5 87 | \$0 00 | \$5 87 |
| VENTAS INC | V000998 | LT | 5 87 | \$0 00 | \$1 00 28 Jun 2013 | \$0 00 | \$5 87 | \$0 00 | \$5 87 |
| VENTAS INC | V000998 | LT | 6 35 | \$0 00 | \$1 00 31 Dec 2013 | \$0 00 | \$6 35 | \$0 00 | \$6 35 |

Realized Gains/Losses Details: Capital Gain from Liquidating Dividends - Noncovered

| Security Description | Security | Categorization | Indicator | Quantity | Unit Cost (Purchase Date) | Sale Price (Close Date) | Total Cost | Net Amount | ¹ Short Term Gains/Losses | Long Term Gains/Losses |
|------------------------------------|----------|----------------|-----------|----------|------------------------------|----------------------------|------------|------------|---|---------------------------|
| AMERICAN CAMPUS COMMUNITIES INC | A016397 | | | 300 | \$43 79 22 Oct 2012 | \$0 02 27 Nov 2013 | \$7 29 | \$7 29 | \$0 00 | \$0 00 |
| AMERICAN CAMPUS COMMUNITIES INC | A016397 | | | 600 | \$39 84 26 Jun 2013 | \$0 02 27 Nov 2013 | \$14 58 | \$14 58 | \$0 00 | \$0 00 |
| AMERICAN CAMPUS COMMUNITIES INC | A016397 | | | 100 | \$16 52 10 Nov 2008 | \$0 02 27 Nov 2013 | \$2 43 | \$2 43 | \$0 00 | \$0 00 |
| AMERICAN CAMPUS COMMUNITIES INC | A016397 | | | 600 | \$39 87 26 Jun 2013 | \$0 02 29 Aug 2013 | \$14 58 | \$14 58 | \$0 00 | \$0 00 |
| AMERICAN CAMPUS COMMUNITIES INC | A016397 | | | 100 | \$16 54 10 Nov 2008 | \$0 02 29 Aug 2013 | \$2 43 | \$2 43 | \$0 00 | \$0 00 |
| AMERICAN CAMPUS COMMUNITIES INC | A016397 | | | 300 | \$43 81 22 Oct 2012 | \$0 02 29 Aug 2013 | \$7 29 | \$7 29 | \$0 00 | \$0 00 |
| HCP INC | H017540 | | | 1050 | \$46 03 02 Jul 2013 | \$0 03 20 Aug 2013 | \$35 62 | \$35 62 | \$0 00 | \$0 00 |

| | | | | | | | | | |
|---------|---------|--|------|------------------------|-----------------------|---------|---------|--------|--------|
| HCP INC | H017540 | | 1050 | \$46.00 02 Jul 2013 | \$0.03 19 Nov 2013 | \$35.62 | \$35.62 | \$0.00 | \$0.00 |
|---------|---------|--|------|------------------------|-----------------------|---------|---------|--------|--------|

Realized Gains/Losses Details: Real Estate Investment Trusts - Covered

| Security Description | Security | Categorization | Indicator | Quantity | Unit Cost (Purchase Date) | Sale Price (Close Date) | Total Cost | Net Amount | Short Term Gains/Losses | Long Term Gains/Losses |
|---------------------------------|----------|----------------|-----------|----------|------------------------------|----------------------------|-------------|-------------|----------------------------|---------------------------|
| AMERICAN CAMPUS COMMUNITIES INC | A016397 | | LT | 300 | \$43.76 22 Oct 2012 | \$36.07 14 Feb 2014 | \$13,129.08 | \$10,821.65 | \$0.00 | (\$2,307.43) |
| AMERICAN CAMPUS COMMUNITIES INC | A016397 | | ST | 600 | \$39.82 26 Jun 2013 | \$36.07 14 Feb 2014 | \$23,890.14 | \$21,643.30 | (\$2,246.84) | \$0.00 |
| DIGITAL REALTY TRUST INC | D008061 | | LT | 250 | \$52.29 08 Aug 2011 | \$43.61 03 Dec 2013 | \$13,071.75 | \$10,902.59 | \$0.00 | (\$2,169.16) |
| HCP INC | H017540 | | ST | 1050 | \$45.96 02 Jul 2013 | \$36.36 18 Dec 2013 | \$48,259.53 | \$38,173.76 | (\$10,085.77) | \$0.00 |
| PLUM CREEK TIMBER CO INC COM | P007004 | | ST | 850 | \$44.78 21 Aug 2013 | \$44.29 14 Jan 2014 | \$38,060.54 | \$37,649.07 | (\$411.47) | \$0.00 |
| PLUM CREEK TIMBER CO INC COM | P007004 | | LT | 100 | \$36.43 22 Dec 2011 | \$44.29 14 Jan 2014 | \$3,643.35 | \$4,429.31 | \$0.00 | \$785.96 |
| PLUM CREEK TIMBER CO INC COM | P007004 | | ST | 100 | \$46.59 27 Jun 2013 | \$44.29 14 Jan 2014 | \$4,659.24 | \$4,429.30 | (\$229.94) | \$0.00 |
| PUBLIC STORAGE INC | P000295 | | LT | 200 | \$142.07 25 Apr 2012 | \$170.87 16 May 2014 | \$28,414.00 | \$34,173.32 | \$0.00 | \$5,759.32 |
| PUBLIC STORAGE INC | P000295 | | ST | 50 | \$153.13 07 Jun 2013 | \$170.87 16 May 2014 | \$7,656.57 | \$8,543.33 | \$886.76 | \$0.00 |
| WEYERHAEUSER CO | W445281 | | LT | 950 | \$20.28 07 May 2012 | \$28.33 18 Jun 2013 | \$19,267.73 | \$26,914.84 | \$0.00 | \$7,647.11 |

Realized Gains/Losses Details: Real Estate Investment Trusts - Noncovered

| Security Description | Security | Categorization | Indicator | Quantity | Unit Cost (Purchase Date) | Sale Price (Close Date) | Total Cost | Net Amount | Short Term Gains/Losses | Long Term Gains/Losses |
|---------------------------------|----------|----------------|-----------|----------|------------------------------|----------------------------|-------------|-------------|----------------------------|---------------------------|
| AMERICAN CAMPUS COMMUNITIES INC | A016397 | | LT | 100 | \$16.49 10 Nov 2008 | \$36.07 14 Feb 2014 | \$1,649.07 | \$3,607.22 | \$0.00 | \$1,958.15 |
| RAYONIER INC | R021568 | | LT | 437 | \$28.03 30 Jun 2008 | \$57.86 07 Aug 2013 | \$12,250.53 | \$25,284.77 | \$0.00 | \$13,034.24 |

¹Net amount is inclusive of commission and fees.

Indicators:

SS - Short Sale

ST - Short Term

MT - Medium Term

LT - Long Term

p - Purchase includes option premium

s - Sale includes option premium

b - Purchase and Sale includes option premium

PLEASE CONSULT YOUR TAX ADVISOR REGARDING THE USE OF THIS REPORT.

This supplemental report is provided for informational purposes only. Please refer to your account statements or other information provided by your custodian for the official records of your accounts. This is not a substitute Form 1000 and you should not provide this report to the Internal Revenue Service. This report is not an official tax record for your account. Please contact your custodian with any questions regarding tax reporting information and/or the methodology used to calculate and report associated gain/loss computations.

Pursuant to Treasury regulations effective for the 2011 tax year, your custodian will be sending certain additional information regarding your security sales to the IRS on Form 1000-B. You will receive Form 1000-B from your custodian with information pertaining to security sales. The Form 1000-B may contain additional tax reporting information necessary to complete your tax return. Please see Form 1000-B for disallowed losses due to wash sales (Box 5) and other pertinent information which may not be included in this summary.

The sale of securities acquired prior to January 1, 2011, will be reported on Form 1000-B as "noncovered" securities and, as a result, the Form 1000-B sent to you and the IRS will not include any tax cost information.

The tax cost and gain information for the sale of "covered securities" will be reported to the IRS on Form 1000-B.

LT is the designation for a gain/loss on a security held for more than twelve (12) months.

ST is the designation for a gain/loss on a security held for twelve (12) months or less.

Transactions in this report are not adjusted for the following rules (if applicable):

Internal Revenue Code

SECTION 1091 - Wash Sales

SECTION 1092 - Straddles

SECTION 1259 - Constructive Sales

SECTION 852(b)(4) - Mutual Fund (& Closed-End Fund) Transactions

Closing transactions due to taxable merger involving cash and stock may be reflected differently on the above Capital Gains Schedule and on the Form 1000 you will or have received at the end of the year.

The cost basis used to determine Gains/Losses as listed in this report for Master Limited Partnerships (MLP), Original Issue Discount (OID), and certain municipal bonds may have been adjusted for reallocated income, gains, losses or return of capital. For master limited partnership (MLP) holdings, please refer to the applicable Schedule K-1 for allocated income, gain, loss, deduction, and credits as well as for information pertaining to gain or loss on disposition.

For securities not purchased through Neuberger Berman but purchased elsewhere and later transferred in, you will need to supply relevant information to your tax advisor. It is your responsibility to ensure the accuracy of this information since Neuberger Berman has no knowledge of such assets' cost basis.

Exchange rates used to derive foreign exchange gains and losses may be provided from various outside sources and may not reflect realizable rates. Neuberger Berman does not warrant the accuracy of these sources and is not responsible for inaccuracies. Rates may also be subject to change without notice.

Certain investments, such as Real Estate Investment Trusts, commonly known as REITs, pay distributions throughout the year and reallocate these distributions at yearend as all or some of the following: Return of Capital, Short Term Gain, Long Term Gain, and Regular Income. Due to this late reallocation, these entries may be posted to your account in the beginning of the following year resulting in a revised Capital Gains Schedule.

Mortgage backed factors are updated on the 8th business day of the month.

This report contains information supplied by third parties, including but not limited to the client. This report is based upon information that we consider reliable, but we do not represent that it is accurate or complete, and it should not be relied upon as such. Information contained herein should not be considered legal, tax, investment, financial or other professional advice. Neuberger Berman LLC and its employees do not provide tax or legal advice. You should consult your accountant, tax adviser and/or attorney for advice concerning your particular circumstances.

IRS Circular 230 Disclosure:

Neuberger Berman LLC and its affiliates do not provide tax advice. Accordingly, any discussion of U.S. tax matters contained herein, including any attachments, is not intended or written to be used, and cannot be used, by any taxpayer for the purpose of avoiding U.S. tax related penalties.

[Legal Disclosure](#) | [USA PATRIOT Act](#) | [Online Privacy Policy](#) | [Statement of Financial Condition](#) | [Online Access Disclosure](#) | [Business Continuity Disclosure](#)

© 2014 Neuberger Berman LLC | Member / FINRA/SIPC | All Rights Reserved

