



See a Social Security Number? Say Something!
Report Privacy Problems to <https://public.resource.org/privacy>
Or call the IRS Identity Theft Hotline at 1-800-908-4490



Form 990-PF



Department of the Treasury
Internal Revenue Service

Return of Private Foundation

or Section 4947(a)(1) Trust Treated as Private Foundation

Do not enter Social Security numbers on this form as it may be made public. By law, the IRS cannot redact the information on the form.

Information about Form 990-PF and its instructions is at www.irs.gov/form990pf.




OMB No 1545-0052

2013

Open to Public Inspection

For calendar year 2013, or tax year beginning 05-01-2013 , and ending 04-30-2014

Name of foundation LOGSDON CHARITABLE FOUNDATION		A Employer identification number 93-1244750	
Number and street (or P O box number if mail is not delivered to street address) 180 NW SECOND STREET		B Telephone number (see instructions) (541) 447-6565	
City or town, state or province, country, and ZIP or foreign postal code PRINEVILLE, OR 97754		C If exemption application is pending, check here <input type="checkbox"/>	
G Check all that apply <div><input type="checkbox"/> Initial return <input type="checkbox"/> Final return <input type="checkbox"/> Address change</div> <div><input type="checkbox"/> Initial return of a former public charity <input type="checkbox"/> Amended return <input type="checkbox"/> Name change</div>		D 1. Foreign organizations, check here <input type="checkbox"/> 2. Foreign organizations meeting the 85% test, check here and attach computation <input type="checkbox"/>	
H Check type of organization <input checked="" type="checkbox"/> Section 501(c)(3) exempt private foundation <input type="checkbox"/> Section 4947(a)(1) nonexempt charitable trust <input type="checkbox"/> Other taxable private foundation		E If private foundation status was terminated under section 507(b)(1)(A), check here <input type="checkbox"/>	
I Fair market value of all assets at end of year (from Part II, col. (c), line 16) <input type="checkbox"/> \$ 1,843,957		F If the foundation is in a 60-month termination under section 507(b)(1)(B), check here <input type="checkbox"/>	
J Accounting method <input checked="" type="checkbox"/> Cash <input type="checkbox"/> Accrual <input type="checkbox"/> Other (specify) _____ (Part I, column (d) must be on cash basis.)			

Part I Analysis of Revenue and Expenses (The total of amounts in columns (b), (c), and (d) may not necessarily equal the amounts in column (a) (see instructions))		(a) Revenue and expenses per books	(b) Net investment income	(c) Adjusted net income	(d) Disbursements for charitable purposes (cash basis only)
Revenue	1 Contributions, gifts, grants, etc , received (attach schedule)				
	2 Check <input checked="" type="checkbox"/> if the foundation is not required to attach Sch B				
	3 Interest on savings and temporary cash investments				
	4 Dividends and interest from securities.	158,174	158,174	158,174	
	5a Gross rents				
	b Net rental income or (loss) _____				
	6a Net gain or (loss) from sale of assets not on line 10	170,316			
	b Gross sales price for all assets on line 6a 18,573,109				
	7 Capital gain net income (from Part IV, line 2) . . .		170,316		
	8 Net short-term capital gain			170,316	
	9 Income modifications				
	10a Gross sales less returns and allowances				
	b Less Cost of goods sold				
Operating and Administrative Expenses	c Gross profit or (loss) (attach schedule)				
	11 Other income (attach schedule)				
	12 Total. Add lines 1 through 11	328,490	328,490	328,490	
	13 Compensation of officers, directors, trustees, etc				
	14 Other employee salaries and wages				
	15 Pension plans, employee benefits				
	16a Legal fees (attach schedule).				
	b Accounting fees (attach schedule).	 918	918		
	c Other professional fees (attach schedule)				
	17 Interest				
	18 Taxes (attach schedule) (see instructions)	 2,567	2,567		
	19 Depreciation (attach schedule) and depletion . . .				
	20 Occupancy				
	21 Travel, conferences, and meetings				
	22 Printing and publications				
	23 Other expenses (attach schedule).	 16,478	16,478		
	24 Total operating and administrative expenses.				
	Add lines 13 through 23	19,963	19,963		0
	25 Contributions, gifts, grants paid	104,004			104,004
	26 Total expenses and disbursements. Add lines 24 and 25	123,967	19,963		104,004
	27 Subtract line 26 from line 12				
	a Excess of revenue over expenses and disbursements	204,523			
	b Net investment income (if negative, enter -0-)		308,527		
	c Adjusted net income (if negative, enter -0-)			328,490	

Part II Balance Sheets		Attached schedules and amounts in the description column should be for end-of-year amounts only (See instructions)	Beginning of year	End of year	
			(a) Book Value	(b) Book Value	(c) Fair Market Value
Assets	1	Cash—non-interest-bearing	1,872	715	715
	2	Savings and temporary cash investments	44,685	71,972	71,974
	3	Accounts receivable ▶ _____ Less allowance for doubtful accounts ▶ _____			
	4	Pledges receivable ▶ _____ Less allowance for doubtful accounts ▶ _____			
	5	Grants receivable			
	6	Receivables due from officers, directors, trustees, and other disqualified persons (attach schedule) (see instructions)			
	7	Other notes and loans receivable (attach schedule) ▶ _____ Less allowance for doubtful accounts ▶ _____			
	8	Inventories for sale or use			
	9	Prepaid expenses and deferred charges			
	10a	Investments—U S and state government obligations (attach schedule)			
	b	Investments—corporate stock (attach schedule)	1,466,234	1,644,627	1,771,268
	c	Investments—corporate bonds (attach schedule).			
	11	Investments—land, buildings, and equipment basis ▶ _____ Less accumulated depreciation (attach schedule) ▶ _____			
	12	Investments—mortgage loans			
	13	Investments—other (attach schedule)			
	14	Land, buildings, and equipment basis ▶ _____ Less accumulated depreciation (attach schedule) ▶ _____			
	15	Other assets (describe ▶ _____)			
	16	Total assets (to be completed by all filers—see the instructions Also, see page 1, item I)	1,512,791	1,717,314	1,843,957
Liabilities	17	Accounts payable and accrued expenses			
	18	Grants payable			
	19	Deferred revenue			
	20	Loans from officers, directors, trustees, and other disqualified persons			
	21	Mortgages and other notes payable (attach schedule)			
	22	Other liabilities (describe ▶ _____)			
	23	Total liabilities (add lines 17 through 22)		0	
Net Assets or Fund Balances		Foundations that follow SFAS 117, check here ▶ <input type="checkbox"/> and complete lines 24 through 26 and lines 30 and 31.			
	24	Unrestricted			
	25	Temporarily restricted			
	26	Permanently restricted			
		Foundations that do not follow SFAS 117, check here ▶ <input checked="" type="checkbox"/> and complete lines 27 through 31.			
	27	Capital stock, trust principal, or current funds	1,512,791	1,717,314	
	28	Paid-in or capital surplus, or land, bldg , and equipment fund			
	29	Retained earnings, accumulated income, endowment, or other funds			
	30	Total net assets or fund balances (see page 17 of the instructions)	1,512,791	1,717,314	
	31	Total liabilities and net assets/fund balances (see page 17 of the instructions)	1,512,791	1,717,314	

Part III Analysis of Changes in Net Assets or Fund Balances			
1	Total net assets or fund balances at beginning of year—Part II, column (a), line 30 (must agree with end-of-year figure reported on prior year’s return)	1	1,512,791
2	Enter amount from Part I, line 27a	2	204,523
3	Other increases not included in line 2 (itemize) ▶ _____	3	
4	Add lines 1, 2, and 3	4	1,717,314
5	Decreases not included in line 2 (itemize) ▶ _____	5	
6	Total net assets or fund balances at end of year (line 4 minus line 5)—Part II, column (b), line 30	6	1,717,314

Part IV

Capital Gains and Losses for Tax on Investment Income

(a) List and describe the kind(s) of property sold (e g , real estate, 2-story brick warehouse, or common stock, 200 shs MLC Co)		(b) How acquired P—Purchase D—Donation	(c) Date acquired (mo , day, yr)	(d) Date sold (mo , day, yr)
1a				
(e) Gross sales price	(f) Depreciation allowed (or allowable)	(g) Cost or other basis plus expense of sale	(h) Gain or (loss) (e) plus (f) minus (g)	
a				
b				
c				
d				
e				
Complete only for assets showing gain in column (h) and owned by the foundation on 12/31/69			(i) Gains (Col (h) gain minus col (k), but not less than -0-) or Losses (from col (h))	
(i) F M V as of 12/31/69	(j) Adjusted basis as of 12/31/69	(k) Excess of col (i) over col (j), if any		
a				
b				
c				
d				
e				
2	Capital gain net income or (net capital loss) { If gain, also enter in Part I, line 7 If (loss), enter -0- in Part I, line 7 }		2	170,316
3	Net short-term capital gain or (loss) as defined in sections 1222(5) and (6) If gain, also enter in Part I, line 8, column (c) (see instructions) If (loss), enter -0- in Part I, line 8 }		3	170,316

Part V

Qualification Under Section 4940(e) for Reduced Tax on Net Investment Income

(For optional use by domestic private foundations subject to the section 4940(a) tax on net investment income)

If section 4940(d)(2) applies, leave this part blank

Was the foundation liable for the section 4942 tax on the distributable amount of any year in the base period? ☐ Yes ☒ No

If "Yes," the foundation does not qualify under section 4940(e) Do not complete this part

1 Enter the appropriate amount in each column for each year, see page 18 of the instructions before making any entries

(a) Base period years Calendar year (or tax year beginning in)	(b) Adjusted qualifying distributions	(c) Net value of noncharitable-use assets	(d) Distribution ratio (col (b) divided by col (c))		
2012	73,882	1,390,523	0 05313		
2011	50,600	1,279,110	0 03956		
2010	55,200	1,202,003	0 04592		
2009	59,800	1,163,597	0 05139		
2008	63,300	1,048,098	0 06040		
2 Total of line 1, column (d).				2	0 25040
3 Average distribution ratio for the 5-year base period—divide the total on line 2 by 5, or by the number of years the foundation has been in existence if less than 5 years				3	0 05008
4 Enter the net value of noncharitable-use assets for 2013 from Part X, line 5.				4	1,625,127
5 Multiply line 4 by line 3.				5	81,386
6 Enter 1% of net investment income (1% of Part I, line 27b).				6	3,085
7 Add lines 5 and 6.				7	84,471
8 Enter qualifying distributions from Part XII, line 4.				8	104,004

If line 8 is equal to or greater than line 7, check the box in Part VI, line 1b, and complete that part using a 1% tax rate See the Part VI instructions

Part VI Excise Tax Based on Investment Income (Section 4940(a), 4940(b), 4940(e), or 4948—see page 18 of the instructions)

1a Exempt operating foundations described in section 4940(d)(2), check here <input type="checkbox"/> and enter "N/A" on line 1		1	3,085
Date of ruling or determination letter _____ (attach copy of letter if necessary—see instructions)			
b Domestic foundations that meet the section 4940(e) requirements in Part V, check here <input checked="" type="checkbox"/> and enter 1% of Part I, line 27b			
c All other domestic foundations enter 2% of line 27b Exempt foreign organizations enter 4% of Part I, line 12, col (b)			
2 Tax under section 511 (domestic section 4947(a)(1) trusts and taxable foundations only Others enter -0-)		2	
3 Add lines 1 and 2.		3	3,085
4 Subtitle A (income) tax (domestic section 4947(a)(1) trusts and taxable foundations only Others enter -0-)		4	
5 Tax based on investment income. Subtract line 4 from line 3 If zero or less, enter -0-		5	3,085
6 Credits/Payments			
a 2013 estimated tax payments and 2012 overpayment credited to 2013	6a	1,656	
b Exempt foreign organizations—tax withheld at source	6b		
c Tax paid with application for extension of time to file (Form 8868)	6c		
d Backup withholding erroneously withheld	6d		
7 Total credits and payments Add lines 6a through 6d.		7	1,656
8 Enter any penalty for underpayment of estimated tax Check here <input checked="" type="checkbox"/> if Form 2220 is attached		8	
9 Tax due. If the total of lines 5 and 8 is more than line 7, enter amount owed		9	1,429
10 Overpayment. If line 7 is more than the total of lines 5 and 8, enter the amount overpaid.		10	
11 Enter the amount of line 10 to be Credited to 2014 estimated tax <input checked="" type="checkbox"/> Refunded <input type="checkbox"/>		11	

Part VII-A Statements Regarding Activities

1a During the tax year, did the foundation attempt to influence any national, state, or local legislation or did it participate or intervene in any political campaign?	1a	Yes	No
b Did it spend more than \$100 during the year (either directly or indirectly) for political purposes (see page 19 of the instructions for definition)?	1b		No
If the answer is "Yes" to 1a or 1b, attach a detailed description of the activities and copies of any materials published or distributed by the foundation in connection with the activities.			
c Did the foundation file Form 1120-POL for this year?.	1c		No
d Enter the amount (if any) of tax on political expenditures (section 4955) imposed during the year (1) On the foundation <input type="checkbox"/> \$ _____ (2) On foundation managers <input type="checkbox"/> \$ _____			
e Enter the reimbursement (if any) paid by the foundation during the year for political expenditure tax imposed on foundation managers <input type="checkbox"/> \$ _____			
2 Has the foundation engaged in any activities that have not previously been reported to the IRS?	2		No
If "Yes," attach a detailed description of the activities.			
3 Has the foundation made any changes, not previously reported to the IRS, in its governing instrument, articles of incorporation, or bylaws, or other similar instruments? If "Yes," attach a conformed copy of the changes	3		No
4a Did the foundation have unrelated business gross income of \$1,000 or more during the year?.	4a		No
b If "Yes," has it filed a tax return on Form 990-T for this year?.	4b		No
5 Was there a liquidation, termination, dissolution, or substantial contraction during the year?	5		No
If "Yes," attach the statement required by General Instruction T.			
6 Are the requirements of section 508(e) (relating to sections 4941 through 4945) satisfied either • By language in the governing instrument, or • By state legislation that effectively amends the governing instrument so that no mandatory directions that conflict with the state law remain in the governing instrument?	6		No
7 Did the foundation have at least \$5,000 in assets at any time during the year? If "Yes," complete Part II, col. (c), and Part XV.	7	Yes	
8a Enter the states to which the foundation reports or with which it is registered (see instructions) <input checked="" type="checkbox"/> OR _____			
b If the answer is "Yes" to line 7, has the foundation furnished a copy of Form 990-PF to the Attorney General (or designate) of each state as required by General Instruction G? If "No," attach explanation .	8b	Yes	
9 Is the foundation claiming status as a private operating foundation within the meaning of section 4942(j)(3) or 4942(j)(5) for calendar year 2013 or the taxable year beginning in 2013 (see instructions for Part XIV)? If "Yes," complete Part XIV	9		No
10 Did any persons become substantial contributors during the tax year? If "Yes," attach a schedule listing their names and addresses.	10		No

Part VII-A

Statements Regarding Activities *(continued)*

11	At any time during the year, did the foundation, directly or indirectly, own a controlled entity within the meaning of section 512(b)(13)? If "Yes," attach schedule (see instructions).	11		No
12	Did the foundation make a distribution to a donor advised fund over which the foundation or a disqualified person had advisory privileges? If "Yes," attach statement (see instructions)	12		No
13	Did the foundation comply with the public inspection requirements for its annual returns and exemption application?	13	Yes	
Website address ▶ WWW EVANS-BARTLETT COM				
14	The books are in care of ▶ EVANS & BARTLETT CPAS LLP Telephone no ▶ (541) 447-6565			
	Located at ▶ 180 NW 2ND STREET PRINEVILLE OR ZIP +4 ▶ 97754			
15	Section 4947(a)(1) nonexempt charitable trusts filing Form 990-PF in lieu of Form 1041 —Check here ▶ <input type="checkbox"/>			
	and enter the amount of tax-exempt interest received or accrued during the year ▶	15		
16	At any time during calendar year 2013, did the foundation have an interest in or a signature or other authority over a bank, securities, or other financial account in a foreign country?	16	Yes	No
	See instructions for exceptions and filing requirements for Form TD F 90-22.1 If "Yes", enter the name of the foreign country ▶			

Part VII-B

Statements Regarding Activities for Which Form 4720 May Be Required

File Form 4720 if any item is checked in the "Yes" column, unless an exception applies.			Yes	No
1a	During the year did the foundation (either directly or indirectly)			
	(1) Engage in the sale or exchange, or leasing of property with a disqualified person? <input type="checkbox"/> Yes <input checked="" type="checkbox"/> No			
	(2) Borrow money from, lend money to, or otherwise extend credit to (or accept it from) a disqualified person?. <input type="checkbox"/> Yes <input checked="" type="checkbox"/> No			
	(3) Furnish goods, services, or facilities to (or accept them from) a disqualified person? <input type="checkbox"/> Yes <input checked="" type="checkbox"/> No			
	(4) Pay compensation to, or pay or reimburse the expenses of, a disqualified person? <input type="checkbox"/> Yes <input checked="" type="checkbox"/> No			
	(5) Transfer any income or assets to a disqualified person (or make any of either available for the benefit or use of a disqualified person)?. <input type="checkbox"/> Yes <input checked="" type="checkbox"/> No			
	(6) Agree to pay money or property to a government official? (Exception. Check "No" if the foundation agreed to make a grant to or to employ the official for a period after termination of government service, if terminating within 90 days). <input type="checkbox"/> Yes <input checked="" type="checkbox"/> No			
b	If any answer is "Yes" to 1a(1)–(6), did any of the acts fail to qualify under the exceptions described in Regulations section 53.4941(d)-3 or in a current notice regarding disaster assistance (see page 20 of the instructions)?. . . Organizations relying on a current notice regarding disaster assistance check here. ▶ <input type="checkbox"/>	1b		No
c	Did the foundation engage in a prior year in any of the acts described in 1a, other than excepted acts, that were not corrected before the first day of the tax year beginning in 2013?.	1c		No
2	Taxes on failure to distribute income (section 4942) (does not apply for years the foundation was a private operating foundation defined in section 4942(j)(3) or 4942(j)(5))			
a	At the end of tax year 2013, did the foundation have any undistributed income (lines 6d and 6e, Part XIII) for tax year(s) beginning before 2013?. <input type="checkbox"/> Yes <input checked="" type="checkbox"/> No			
	If "Yes," list the years ▶ 20____, 20____, 20____, 20____			
b	Are there any years listed in 2a for which the foundation is not applying the provisions of section 4942(a)(2) (relating to incorrect valuation of assets) to the year's undistributed income? (If applying section 4942(a)(2) to all years listed, answer "No" and attach statement—see instructions).	2b		No
c	If the provisions of section 4942(a)(2) are being applied to any of the years listed in 2a, list the years here ▶ 20____, 20____, 20____, 20____			
3a	Did the foundation hold more than a 2% direct or indirect interest in any business enterprise at any time during the year?. <input type="checkbox"/> Yes <input checked="" type="checkbox"/> No			
b	If "Yes," did it have excess business holdings in 2013 as a result of (1) any purchase by the foundation or disqualified persons after May 26, 1969, (2) the lapse of the 5-year period (or longer period approved by the Commissioner under section 4943(c)(7)) to dispose of holdings acquired by gift or bequest, or (3) the lapse of the 10-, 15-, or 20-year first phase holding period? (<i>Use Schedule C, Form 4720, to determine if the foundation had excess business holdings in 2013.</i>).	3b		No
4a	Did the foundation invest during the year any amount in a manner that would jeopardize its charitable purposes?	4a		No
b	Did the foundation make any investment in a prior year (but after December 31, 1969) that could jeopardize its charitable purpose that had not been removed from jeopardy before the first day of the tax year beginning in 2013?	4b		No

Part VII-B

Statements Regarding Activities for Which Form 4720 May Be Required (continued)

5a

During the year did the foundation pay or incur any amount to

(1)

Carry on propaganda, or otherwise attempt to influence legislation (section 4945(e))?

Yes

No

(2)

Influence the outcome of any specific public election (see section 4955), or to carry on, directly or indirectly, any voter registration drive?

Yes

No

(3)

Provide a grant to an individual for travel, study, or other similar purposes?

Yes

No

(4)

Provide a grant to an organization other than a charitable, etc , organization described in section 509(a)(1), (2), or (3), or section 4940(d)(2)? (see instructions).

Yes

No

(5)

Provide for any purpose other than religious, charitable, scientific, literary, or educational purposes, or for the prevention of cruelty to children or animals?

Yes

No

b

If any answer is "Yes" to 5a(1)–(5), did **any** of the transactions fail to qualify under the exceptions described in Regulations section 53.4945 or in a current notice regarding disaster assistance (see instructions)?

5b

No

Organizations relying on a current notice regarding disaster assistance check here.

c

If the answer is "Yes" to question 5a(4), does the foundation claim exemption from the tax because it maintained expenditure responsibility for the grant?

Yes

No

If "Yes," attach the statement required by Regulations section 53.4945–5(d).

6a

Did the foundation, during the year, receive any funds, directly or indirectly, to pay premiums on a personal benefit contract?

Yes

No

b

Did the foundation, during the year, pay premiums, directly or indirectly, on a personal benefit contract?

6b

No

If "Yes" to 6b, file Form 8870.

7a

At any time during the tax year, was the foundation a party to a prohibited tax shelter transaction?

Yes

No

b

If yes, did the foundation receive any proceeds or have any net income attributable to the transaction?

7b

No

Part VIII

Information About Officers, Directors, Trustees, Foundation Managers, Highly Paid Employees, and Contractors

1

List all officers, directors, trustees, foundation managers and their compensation (see instructions).

(a) Name and address	(b) Title, and average hours per week devoted to position	(c) Compensation (If not paid, enter -0-)	(d) Contributions to employee benefit plans and deferred compensation	(e) Expense account, other allowances
See Additional Data Table				

2

Compensation of five highest-paid employees (other than those included on line 1—see instructions). If none, enter "NONE."

(a) Name and address of each employee paid more than \$50,000	(b) Title, and average hours per week devoted to position	(c) Compensation	(d) Contributions to employee benefit plans and deferred compensation	(e) Expense account, other allowances
NONE				

Total

number of other employees paid over \$50,000.

Part VIII

Information About Officers, Directors, Trustees, Foundation Managers, Highly Paid Employees, and Contractors (continued)

3 Five highest-paid independent contractors for professional services (see instructions). If none, enter "NONE".		
(a) Name and address of each person paid more than \$50,000	(b) Type of service	(c) Compensation
NONE		
Total number of others receiving over \$50,000 for professional services.		

Part IX-A

Summary of Direct Charitable Activities

List the foundation's four largest direct charitable activities during the tax year. Include relevant statistical information such as the number of organizations and other beneficiaries served, conferences convened, research papers produced, etc.	Expenses
1	
2	
3	
4	

Part IX-B

Summary of Program-Related Investments (see instructions)

Describe the two largest program-related investments made by the foundation during the tax year on lines 1 and 2	Amount
1	
2	
All other program-related investments. See page 24 of the instructions.	
3	
Total. Add lines 1 through 3.	

Part X

Minimum Investment Return (All domestic foundations must complete this part. Foreign foundations, see instructions.)

1	Fair market value of assets not used (or held for use) directly in carrying out charitable, etc , purposes		
a	Average monthly fair market value of securities.	1a	1,267,836
b	Average of monthly cash balances.	1b	382,039
c	Fair market value of all other assets (see instructions).	1c	0
d	Total (add lines 1a, b, and c).	1d	1,649,875
e	Reduction claimed for blockage or other factors reported on lines 1a and 1c (attach detailed explanation).	1e	0
2	Acquisition indebtedness applicable to line 1 assets.	2	
3	Subtract line 2 from line 1d.	3	1,649,875
4	Cash deemed held for charitable activities Enter 1 1/2% of line 3 (for greater amount, see instructions).	4	24,748
5	Net value of noncharitable-use assets. Subtract line 4 from line 3 Enter here and on Part V, line 4	5	1,625,127
6	Minimum investment return. Enter 5% of line 5.	6	81,256

Part XI

Distributable Amount (see instructions) (Section 4942(j)(3) and (j)(5) private operating foundations and certain foreign organizations check here ☐ and do not complete this part.)

1	Minimum investment return from Part X, line 6.	1	81,256
2a	Tax on investment income for 2013 from Part VI, line 5.	2a	3,085
b	Income tax for 2013 (This does not include the tax from Part VI).	2b	
c	Add lines 2a and 2b.	2c	3,085
3	Distributable amount before adjustments Subtract line 2c from line 1.	3	78,171
4	Recoveries of amounts treated as qualifying distributions.	4	
5	Add lines 3 and 4.	5	78,171
6	Deduction from distributable amount (see instructions).	6	
7	Distributable amount as adjusted Subtract line 6 from line 5 Enter here and on Part XIII, line 1.	7	78,171

Part XII

Qualifying Distributions (see instructions)

1	Amounts paid (including administrative expenses) to accomplish charitable, etc , purposes		
a	Expenses, contributions, gifts, etc —total from Part I, column (d), line 26.	1a	104,004
b	Program-related investments—total from Part IX-B.	1b	
2	Amounts paid to acquire assets used (or held for use) directly in carrying out charitable, etc , purposes.	2	
3	Amounts set aside for specific charitable projects that satisfy the		
a	Suitability test (prior IRS approval required).	3a	
b	Cash distribution test (attach the required schedule).	3b	
4	Qualifying distributions. Add lines 1a through 3b Enter here and on Part V, line 8, and Part XIII, line 4	4	104,004
5	Foundations that qualify under section 4940(e) for the reduced rate of tax on net investment income Enter 1% of Part I, line 27b (see instructions).	5	3,085
6	Adjusted qualifying distributions. Subtract line 5 from line 4.	6	100,919
Note: The amount on line 6 will be used in Part V, column (b), in subsequent years when calculating whether the foundation qualifies for the section 4940(e) reduction of tax in those years			

Part XIII

Undistributed Income (see instructions)

	(a) Corpus	(b) Years prior to 2012	(c) 2012	(d) 2013
1 Distributable amount for 2013 from Part XI, line 7				78,171
2 Undistributed income, if any, as of the end of 2013				
a Enter amount for 2012 only.				
b Total for prior years 20____, 20____, 20____				
3 Excess distributions carryover, if any, to 2013				
a From 2008.	3,521			
b From 2009.	2,666			
c From 2010.				
d From 2011.				
e From 2012.	7,662			
f Total of lines 3a through e.	13,849			
4 Qualifying distributions for 2013 from Part XII, line 4 ▶ \$ 104,004				
a Applied to 2012, but not more than line 2a				
b Applied to undistributed income of prior years (Election required—see instructions).				
c Treated as distributions out of corpus (Election required—see instructions).	0			
d Applied to 2013 distributable amount.				78,171
e Remaining amount distributed out of corpus	25,833			
5 Excess distributions carryover applied to 2013 (If an amount appears in column (d), the same amount must be shown in column (a).)				
6 Enter the net total of each column as indicated below:				
a Corpus Add lines 3f, 4c, and 4e Subtract line 5	39,682			
b Prior years' undistributed income Subtract line 4b from line 2b.				
c Enter the amount of prior years' undistributed income for which a notice of deficiency has been issued, or on which the section 4942(a) tax has been previously assessed.				
d Subtract line 6c from line 6b Taxable amount—see instructions.				
e Undistributed income for 2012 Subtract line 4a from line 2a Taxable amount—see instructions.				
f Undistributed income for 2013 Subtract lines 4d and 5 from line 1 This amount must be distributed in 2014.				0
7 Amounts treated as distributions out of corpus to satisfy requirements imposed by section 170(b)(1)(F) or 4942(g)(3) (see instructions).				
8 Excess distributions carryover from 2008 not applied on line 5 or line 7 (see instructions).	3,521			
9 Excess distributions carryover to 2014. Subtract lines 7 and 8 from line 6a.	36,161			
10 Analysis of line 9				
a Excess from 2009.	2,666			
b Excess from 2010.				
c Excess from 2011.				
d Excess from 2012.	7,662			
e Excess from 2013.	25,833			

Part XIVPrivate Operating Foundations (see instructions and Part VII-A, question 9)

1a

If the foundation has received a ruling or determination letter that it is a private operating foundation, and the ruling is effective for 2013, enter the date of the ruling.

b

Check box to indicate whether the organization is a private operating foundation described in section 4942(j)(3) or 4942(j)(5)

☐ 4942(j)(3) or ☐ 4942(j)(5)

2a	Enter the lesser of the adjusted net income from Part I or the minimum investment return from Part X for each year listed.	Tax year	Prior 3 years			(e) Total
		(a) 2013	(b) 2012	(c) 2011	(d) 2010	
b	85% of line 2a					
c	Qualifying distributions from Part XII, line 4 for each year listed.					
d	Amounts included in line 2c not used directly for active conduct of exempt activities.					
e	Qualifying distributions made directly for active conduct of exempt activities. Subtract line 2d from line 2c.					
3	Complete 3a, b, or c for the alternative test relied upon					
a	"Assets" alternative test—enter					
	(1) Value of all assets					
	(2) Value of assets qualifying under section 4942(j)(3)(B)(i)					
b	"Endowment" alternative test— enter 2/3 of minimum investment return shown in Part X, line 6 for each year listed.					
c	"Support" alternative test—enter					
	(1) Total support other than gross investment income (interest, dividends, rents, payments on securities loans (section 512(a)(5)), or royalties).					
	(2) Support from general public and 5 or more exempt organizations as provided in section 4942(j)(3)(B)(iii).					
	(3) Largest amount of support from an exempt organization					
	(4) Gross investment income					

Part XVSupplementary Information (Complete this part only if the organization had \$5,000 or more in assets at any time during the year—see instructions.)

1

Information Regarding Foundation Managers:

a

List any managers of the foundation who have contributed more than 2% of the total contributions received by the foundation before the close of any tax year (but only if they have contributed more than \$5,000) (See section 507(d)(2))

b

List any managers of the foundation who own 10% or more of the stock of a corporation (or an equally large portion of the ownership of a partnership or other entity) of which the foundation has a 10% or greater interest

2

Information Regarding Contribution, Grant, Gift, Loan, Scholarship, etc., Programs:

Check here ☒ if the foundation only makes contributions to preselected charitable organizations and does not accept unsolicited requests for funds. If the foundation makes gifts, grants, etc. (see instructions) to individuals or organizations under other conditions, complete items 2a, b, c, and d.

a

The name, address, and telephone number of the person to whom applications should be addressed

b

The form in which applications should be submitted and information and materials they should include

c

Any submission deadlines

d

Any restrictions or limitations on awards, such as by geographical areas, charitable fields, kinds of institutions, or other factors

Form 990-PF (2013)

3 Grants and Contributions Paid During the Year or Approved for Future Payment

Form **990-PF** (2013)

Enter gross amounts unless otherwise indicated

Part XVI-B Relationship of Activities to the Accomplishment of Exempt Purposes

Form **990-PF** (2013)

Form 990PF Part VIII Line 1 - List all officers, directors, trustees, foundation managers and their compensation

(a) Name and address	(b) Title, and average hours per week devoted to position	(c) Compensation (If not paid, enter -0-)	(d) Contributions to employee benefit plans and deferred compensation	(e) Expense account, other allowances
GLENDALOGSDON RICHARDSON	Vice President 0 00	0		
835 CREST DRIVE PRINEVILLE, OR 97754				
GREG LYNCH	President 0 00	0		
1400 NE BARNES BUTTE RD PRINEVILLE, OR 97754				
SCOTT PORFELY	Secretary 0 00	0		
PO BOX 672 PRINEVILLE, OR 97754				
CRAIG WOODWARD	Director 0 00	0		
126 NW FIRST ST PRINEVILLE, OR 97754				
STEVE FORRESTER	Director 0 00	0		
2884 NW PONDEROSA LN PRINEVILLE, OR 97754				

TY 2013 Accounting Fees Schedule

Name: LOGSDON CHARITABLE FOUNDATION

EIN: 93-1244750

Software ID: 13000170

Software Version: 2013v3.1

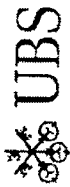
Category	Amount	Net Investment Income	Adjusted Net Income	Disbursements for Charitable Purposes
	918	918	0	0

TY 2013 Other Expenses Schedule**Name:** LOGSDON CHARITABLE FOUNDATION**EIN:** 93-1244750**Software ID:** 13000170**Software Version:** 2013v3.1

Description	Revenue and Expenses per Books	Net Investment Income	Adjusted Net Income	Disbursements for Charitable Purposes
INVESTMENT MANAGEMENT FEES	16,478	16,478		

TY 2013 Taxes Schedule**Name:** LOGSDON CHARITABLE FOUNDATION**EIN:** 93-1244750**Software ID:** 13000170**Software Version:** 2013v3.1

Category	Amount	Net Investment Income	Adjusted Net Income	Disbursements for Charitable Purposes
CORPORATION REG FEES	100	100		
FEDERAL TAX & ESTIMATED PAYMENTS	2,241	2,241		
OREGON DEPT OF JUSTICE	226	226		



Realized gain/loss

from 05/01/2013 to 04/30/2014

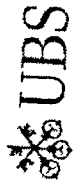
Prepared for Logsdon Charitable Foundation

TRUST OF THE CHARITABLE FOUNDATION

Report Date: 04/30/2014

Module: Current Balance and % Appreciation

Symbol	Quantity	Purchase date	Purchase amount (\$)	Sale date	Sale amount (\$)	Realized gain/loss (\$)	Percent gain/loss (%)
ABBV INC COM	2,500.00	07/03/2013	163,843.75	07/17/2013	163,763.93	914.24	0.54%
ABBV INC COM	2,000.00	10/03/2013	97,419.80	10/08/2013	96,434.32	4,818.74	5.16%
ABBV INC COM	2,600.00	01/10/2014	137,541.34	02/03/2014	122,446.97	-10,094.27	-7.62%
ABBV INC COM	2,000.00	04/03/2014	98,583.20	04/05/2014	95,277.89	-3,305.31	-3.35%
AAFL INC	375.00	04/24/2013	150,575.09	05/17/2013	162,430.57	11,855.48	7.87%
AAFL INC	950.00	07/12/2013	107,397.50	08/14/2013	123,943.58	17,545.62	16.34%
AAFL INC	250.00	08/01/2013	113,822.50	06/23/2013	125,159.12	11,336.62	9.96%
AAFL INC	300.00	10/18/2013	101,277.00	03/19/2014	107,449.65	6,172.65	6.09%
AAFL INC	200.00	02/03/2014	100,232.70	03/19/2014	105,743.64	5,510.94	5.50%
AT&T INC	2,800.00	06/26/2013	98,812.00	07/17/2013	100,864.04	2,052.04	2.08%
AT&T INC	3,000.00	03/24/2013	102,270.00	10/18/2013	103,498.20	1,228.20	1.20%
AT&T INC	3,000.00	09/13/2013	101,353.50	10/18/2013	103,498.20	2,144.70	2.12%
AT&T INC	3,000.00	12/13/2013	101,065.50	01/10/2014	100,778.15	-287.35	-0.29%
BANK OF NOVA SCOTIA CANADA CAD	2,000.00	06/12/2013	111,149.80	07/08/2013	109,545.76	-1,604.04	-1.44%
BANK OF NOVA SCOTIA CANADA CAD	2,000.00	09/03/2013	115,470.30	10/02/2013	114,343.61	-1,126.69	-0.98%
CABOT OIL & GAS CORP	1,500.00	04/17/2013	96,512.00	05/14/2013	107,455.48	10,943.48	11.34%
CATERPILLAR INC	1,500.00	07/03/2013	124,355.30	08/01/2013	125,772.81	1,417.51	1.14%
CATERPILLAR INC	1,150.00	10/15/2013	99,164.50	11/19/2013	96,210.55	-2,953.95	-2.98%
CATERPILLAR INC	1,500.00	01/10/2014	135,555.20	02/03/2014	138,512.27	2,957.07	2.19%
CHEVRON CORP	820.00	05/02/2013	100,205.74	05/28/2013	103,730.82	3,525.08	3.52%
CHEVRON CORP	1,000.00	03/01/2013	126,580.00	08/23/2013	119,350.88	-7,229.12	-5.68%
CHEVRON CORP	500.00	08/07/2013	61,503.00	08/23/2013	63,635.44	2,132.44	3.47%
CHEVRON CORP	1,000.00	02/03/2014	111,514.95	03/03/2014	114,891.06	3,376.11	3.03%
CHEVRON CORP	1,000.00	02/11/2014	113,522.00	03/03/2014	114,691.05	1,169.05	1.03%
CHUBB CORP	1,500.00	05/12/2013	123,704.85	06/26/2013	125,297.65	1,592.80	1.29%
CHUBB CORP	1,000.00	09/03/2013	102,338.67	09/24/2013	107,362.13	5,023.46	4.91%
CHUBB CORP	1,000.00	12/13/2013	92,257.52	01/10/2014	91,546.41	-711.11	-0.77%

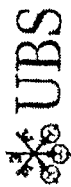


Prepared for Logsdon Charitable Foundation
 TV 02:58 • 11/11/14 • 11/11/14 11:11 AM
 P-14 11/11/14
 11/11/14
 Current Income and Capital Appreciation

Realized gain/loss - from 05/01/2013 to 04/30/2014 (continued)

CUSIP	Symbo.	Quantity	Purchase date	Purchase amount (\$)	Sale date	Sale amount (\$)	Realized gain/loss (\$)	Percent gain/loss (%) Term
17275R101	CSCO	4,000.00	06/12/2013	96,554.60	07/17/2013	102,856.61	6,297.31	6.52%
17275R102	CSCO	4,000.00	09/03/2013	95,066.30	12/15/2013	93,478.33	-1,583.42	-1.57%
17275R103	CSCO	4,000.00	09/24/2013	95,800.00	10/15/2013	93,478.33	-2,321.67	-3.43%
17275R104	CSCO	5,000.00	12/13/2013	101,829.00	01/10/2014	110,893.07	9,064.07	8.89%
17275R105	CSCO	4,000.00	03/19/2014	99,677.35	04/08/2014	105,085.93	5,408.58	5.43%
194162103	CL	2,000.00	07/03/2013	116,973.94	09/01/2013	121,037.59	4,063.65	3.49%
194162104	CL	1,600.00	10/12/2013	98,416.00	11/19/2013	104,318.34	5,902.34	6.00%
194162105	CL	2,000.00	01/10/2014	130,034.00	02/03/2014	123,465.30	-6,568.70	-7.40%
25535C101	COP	2,000.00	03/12/2014	130,380.00	03/03/2014	133,565.01	3,185.01	2.45%
25535C102	COP	2,000.00	02/11/2014	129,200.00	03/03/2014	132,566.10	3,366.10	2.61%
345370500	F	8,000.00	04/17/2013	103,600.00	05/03/2013	113,757.45	10,157.45	9.80%
345370501	F	4,000.00	04/24/2013	53,068.00	05/03/2013	56,873.73	3,805.73	7.18%
345370502	F	12,000.00	07/17/2013	201,479.55	08/07/2013	232,435.53	30,955.98	15.36%
345370503	F	5,700.00	10/18/2013	99,750.00	11/19/2013	95,140.23	-4,609.77	-4.62%
356710857	FCX	3,300.00	01/10/2014	133,200.35	02/03/2014	130,325.01	-2,875.34	-2.16%
356710858	FCX	3,500.00	09/03/2013	115,972.50	10/15/2013	122,497.87	6,525.37	5.63%
356710859	FCX	3,000.00	10/02/2013	100,191.80	10/18/2013	104,998.17	4,806.37	4.80%
356710860	FCX	3,000.00	12/13/2013	103,245.00	02/03/2014	93,316.33	-9,928.67	-9.62%
356710861	FCX	3,200.00	03/19/2014	90,643.95	04/15/2014	94,673.46	4,029.51	4.45%
37045V100	CM	3,000.00	04/08/2014	101,057.40	04/15/2014	99,337.33	-1,720.07	-1.70%
359004103	GE	3,000.00	07/03/2014	108,337.40	03/19/2014	105,837.56	-2,499.84	-2.26%
359004104	GE	5,800.00	05/03/2013	133,269.50	04/12/2013	136,333.18	3,063.68	2.29%
359004105	GE	1,300.00	04/12/2013	45,556.00	02/22/2014	47,455.48	1,899.48	4.17%
370334104	GIS	2,100.00	06/06/2013	101,171.28	07/17/2013	107,666.54	6,495.26	6.39%
370334105	GIS	1,000.00	05/04/2013	97,540.00	10/18/2013	98,318.04	778.04	0.80%
370334106	GIS	2,000.00	10/02/2013	95,746.00	10/18/2013	98,318.04	2,572.04	2.69%
381410104	OMC	1,000.00	11/19/2013	167,286.00	12/19/2013	168,587.00	1,301.00	0.78%
437076102	HD	1,300.00	04/03/2014	106,001.87	04/19/2014	103,567.70	-2,434.17	-2.30%

Report created on 11/24/2014



Prepared for Logsdon Charitable Foundation

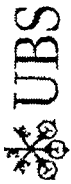
100115-00000000000000000000

For info: 100115-00000000000000000000

Return Object: 100115-00000000000000000000

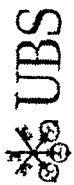
Realized gain/loss - from 05/01/2013 to 04/30/2014 (continued)

CUFIP	Symbol	Quantity	Purchase date	Purchase price (\$)	Sale date	Sale price (\$)	Realized gain/loss (\$)	Percent gain/loss (%)
452308100	ITW	1,500.00	06/12/2013	105,204.94	07/01/2013	105,328.17	123.23	0.12%
452308109	ITW	1,200.00	09/09/2013	95,407.52	10/02/2013	95,215.61	(191.91)	-0.20%
452308107	ITW	1,200.00	12/18/2013	94,439.65	01/15/2014	95,714.00	1,274.35	1.35%
458140100	INTC	6,400.00	04/24/2013	150,271.36	05/08/2013	155,142.76	4,871.40	3.24%
458140100	INTC	5,000.00	07/17/2013	123,662.50	08/22/2013	111,898.05	(11,764.45)	-9.47%
458140100	INTC	5,000.00	08/01/2013	117,050.00	08/23/2013	111,898.05	(5,151.95)	-4.40%
458140100	INTC	4,000.00	10/18/2013	95,440.00	11/19/2013	98,922.25	3,482.25	3.65%
458140100	INTC	4,000.00	02/23/2014	95,903.20	02/11/2014	97,723.10	1,819.90	1.90%
458140103	IP	2,000.00	12/07/2013	95,653.80	08/23/2013	93,525.77	(2,128.03)	-2.23%
458140103	IP	2,000.00	02/03/2014	101,529.07	03/03/2014	105,506.65	3,977.58	3.92%
458140103	IP	2,000.00	03/11/2014	106,564.34	03/03/2014	105,305.64	(1,258.70)	-1.18%
461730103	IRET	12,000.00	09/09/2013	97,560.18	09/20/2013	99,598.32	2,038.14	2.09%
461730103	IRET	10,000.00	03/03/2014	97,303.00	03/19/2014	96,398.10	(904.90)	-0.93%
478160104	JNJ	1,500.00	05/08/2013	127,749.75	06/12/2013	126,588.05	(1,161.70)	-0.91%
478160104	JNJ	500.00	05/14/2013	43,343.35	05/12/2013	43,156.02	(187.33)	-0.43%
478160104	JNJ	1,000.00	03/07/2013	93,607.96	09/09/2013	87,012.90	(6,595.06)	-7.05%
478160104	JNJ	1,000.00	09/14/2013	90,808.20	09/09/2013	87,012.90	(3,795.30)	-4.18%
478160104	JNJ	2,000.00	11/19/2013	139,214.60	12/13/2013	132,756.82	(6,457.78)	-4.64%
478160104	JNJ	1,500.00	02/13/2014	135,478.95	03/03/2014	136,701.77	1,222.82	0.90%
466201100	JPM	2,000.00	12/13/2013	112,648.00	01/10/2014	116,765.37	4,117.37	3.66%
466201100	JPM	1,700.00	03/19/2014	99,465.15	04/02/2014	99,727.11	261.96	0.26%
494450109	KIM	5,000.00	03/09/2013	100,632.88	10/15/2013	102,248.22	1,615.34	1.61%
494450109	KIM	5,000.00	03/14/2013	102,167.88	10/15/2013	103,728.27	1,560.39	1.53%
494450109	KIM	5,000.00	12/13/2013	101,019.08	01/10/2014	102,783.21	1,764.13	1.75%
494450109	KIM	1,600.00	03/19/2014	99,393.99	04/02/2014	101,533.08	2,139.09	2.17%
500255104	KSS	2,000.00	03/03/2014	111,530.60	03/15/2014	111,757.53	226.93	0.20%
500255104	KSS	2,000.00	06/12/2013	107,773.00	07/01/2013	109,953.99	2,180.99	2.03%
500255104	KSS	2,000.00	09/09/2013	108,540.00	10/02/2013	106,118.35	(2,421.65)	-2.23%



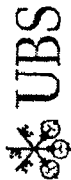
Realized gain/loss - from 05/01/2013 to 04/30/2014 (continued)

Company	CUSIP	Symbol	Quantity	Purchase date	Purchase amount (\$)	Sale date	Sale amount (\$)	Realized gain/loss (\$)	Percent gain/loss (%)
MCDONALD'S CORP	580135101	MCD	1,300.00	05/09/2013	121,517.10	06/12/2013	127,985.77	6,468.67	5.33%
MCDONALD'S CORP	580135101	MCD	400.00	05/14/2013	40,542.40	06/12/2013	39,380.24	(1,162.16)	-2.87%
MCDONALD'S CORP	580135101	MCD	1,000.00	08/07/2013	98,544.91	09/09/2013	96,503.32	(2,041.59)	-2.07%
MCDONALD'S CORP	580135101	MCD	1,000.00	09/14/2013	96,037.50	09/09/2013	96,503.32	465.82	0.49%
MCDONALD'S CORP	580135101	MCD	2,000.00	11/19/2013	196,228.44	12/13/2013	188,376.72	(7,851.72)	-3.99%
MCDONALD'S CORP	580135101	MCD	2,000.00	12/13/2013	112,000.00	01/10/2014	120,177.91	8,177.91	7.30%
MCDONALD'S CORP	580135101	MCD	1,600.00	03/19/2014	95,753.12	03/28/2014	97,870.00	2,116.88	2.21%
MCDONALD'S CORP	580135101	MCD	2,000.00	03/09/2013	95,351.00	03/20/2013	95,780.78	429.78	0.45%
MCDONALD'S CORP	580135101	MCD	2,000.00	03/09/2013	95,400.00	03/20/2013	95,780.78	380.78	0.40%
MCDONALD'S CORP	580135101	MCD	2,000.00	03/03/2014	112,419.80	03/13/2014	113,557.49	1,137.69	1.01%
MCDONALD'S CORP	580135101	MCD	3,000.00	05/02/2013	99,251.02	05/28/2013	104,261.71	5,010.69	5.05%
MCDONALD'S CORP	580135101	MCD	3,500.00	02/07/2013	110,397.81	02/23/2013	121,472.39	11,074.58	10.04%
MCDONALD'S CORP	580135101	MCD	3,000.00	02/03/2014	109,555.56	03/03/2014	112,728.04	3,172.48	2.89%
MCDONALD'S CORP	580135101	MCD	8,000.00	11/19/2013	218,800.27	12/13/2013	187,276.74	(31,523.53)	-14.41%
MCDONALD'S CORP	580135101	MCD	4,000.00	03/03/2014	94,659.20	03/19/2014	95,977.79	1,318.59	1.39%
MCDONALD'S CORP	580135101	MCD	2,000.00	03/03/2014	121,659.44	03/13/2014	124,727.24	3,067.80	2.52%
MCDONALD'S CORP	580135101	MCD	1,300.00	04/24/2013	97,988.15	05/08/2013	102,455.11	4,466.96	4.58%
MCDONALD'S CORP	580135101	MCD	1,300.00	07/17/2013	99,251.72	08/07/2013	96,177.40	(3,074.32)	-3.10%
MCDONALD'S CORP	580135101	MCD	1,300.00	10/18/2013	95,111.20	11/19/2013	103,258.21	8,147.01	8.57%
MCDONALD'S CORP	580135101	MCD	3,200.00	04/17/2013	98,496.00	05/28/2013	93,133.73	(5,362.27)	-5.44%
MCDONALD'S CORP	580135101	MCD	4,300.00	01/17/2013	114,880.00	02/07/2013	117,561.71	2,681.71	2.34%
MCDONALD'S CORP	580135101	MCD	3,300.00	10/18/2013	99,650.00	11/19/2013	104,850.40	5,200.40	5.21%
MCDONALD'S CORP	580135101	MCD	4,300.00	02/03/2014	132,711.10	02/13/2014	138,859.17	6,148.07	4.63%
MCDONALD'S CORP	580135101	MCD	1,500.00	06/12/2013	137,633.12	07/08/2013	133,430.30	(4,202.82)	-3.05%
MCDONALD'S CORP	580135101	MCD	500.00	06/12/2013	45,874.95	07/08/2013	44,476.79	(1,398.16)	-3.05%
MCDONALD'S CORP	580135101	MCD	1,500.00	03/09/2013	125,679.31	03/20/2013	130,197.28	4,517.97	3.60%
MCDONALD'S CORP	580135101	MCD	1,000.00	12/13/2013	93,828.95	01/10/2014	90,377.00	(3,451.95)	-3.68%
MCDONALD'S CORP	580135101	MCD	1,200.00	02/03/2014	95,955.63	03/08/2014	100,912.37	4,956.74	5.16%



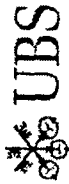
Realized gain/loss - from 05/01/2013 to 04/30/2014 (continued)

CUSIP	Symbol	Quantity	Purchase date	Purchase amount (\$)	Sale date	Sale amount (\$)	Realized gain/loss (\$)	Percent gain/loss (%)	Term
718172107	PM	1,200.00	03/19/2014	90,000.00	04/08/2014	100,912.37	4,312.37	4.46%	3
603475105	PLC	1,500.00	07/03/2013	114,392.56	07/17/2013	110,510.03	-3,870.48	-3.38%	3
633475105	PLC	1,300.00	10/02/2013	94,464.63	10/18/2013	96,653.22	2,188.59	2.32%	3
633475105	PLC	1,700.00	01/10/2014	133,468.69	02/03/2014	133,572.46	103.77	0.12%	3
633475105	PVC	1,350.00	04/08/2014	105,423.28	04/17/2014	107,672.74	2,249.46	2.13%	3
735088847	PCR	4,000.00	06/12/2013	120,107.20	06/26/2013	120,963.90	856.70	0.72%	3
737551107	PCT	2,500.00	08/26/2013	97,731.60	07/17/2013	97,485.59	-246.01	-0.25%	3
737551107	PCT	3,000.00	09/24/2013	95,610.00	10/18/2013	96,748.32	1,138.32	1.19%	3
737551107	PCT	3,000.00	10/02/2013	97,978.40	12/18/2013	98,245.31	266.91	0.27%	3
737551107	PCT	4,000.00	01/10/2014	134,419.14	02/03/2014	126,101.81	-8,317.33	-6.19%	3
737551107	PCT	3,000.00	03/19/2014	103,600.00	04/15/2014	103,047.72	-552.28	-0.53%	3
742718109	PG	1,200.00	04/04/2013	94,172.16	05/02/2013	93,241.51	-930.65	-0.99%	3
742718109	PG	1,200.00	04/17/2013	95,954.00	05/02/2013	93,241.51	-2,712.49	-2.83%	3
742718109	PG	1,500.00	07/08/2013	118,301.02	08/01/2013	122,622.87	4,321.85	3.65%	3
742718109	PG	1,250.00	10/15/2013	97,575.00	11/19/2013	107,469.16	9,894.16	10.14%	3
742718109	PG	1,600.00	01/10/2014	128,441.12	02/03/2014	121,316.77	-7,124.35	-5.55%	3
755111507	HEW	2,600.00	06/12/2013	133,573.65	07/17/2013	138,824.58	5,250.93	3.93%	3
773031109	RCK	1,100.00	04/24/2013	94,393.45	05/28/2013	97,369.79	2,976.34	3.15%	3
773031109	RCK	1,000.00	07/17/2013	101,575.78	05/23/2013	108,373.45	6,797.67	6.69%	3
773031109	RCK	1,000.00	10/18/2013	109,070.00	11/19/2013	111,158.17	2,088.17	1.91%	3
780087102	RY	1,600.00	04/04/2013	95,681.80	05/02/2013	97,014.03	1,332.23	1.39%	3
780087102	RY	1,600.00	04/17/2013	95,584.00	05/02/2013	97,014.02	1,430.02	1.50%	3
780087102	RY	2,000.00	07/04/2013	115,769.13	08/01/2013	121,137.82	5,368.69	4.64%	3
780087102	RY	1,500.00	10/15/2013	98,635.00	11/19/2013	102,893.41	4,258.41	4.33%	3
780087102	RY	1,500.00	10/18/2013	107,533.00	11/19/2013	107,893.41	360.41	0.34%	3
83001A102	SX	2,000.00	05/17/2013	152,200.00	06/17/2013	149,332.25	-2,867.75	-1.88%	3
855031102	SPLS	7,000.00	06/12/2013	109,189.30	07/02/2013	113,912.52	4,723.22	4.33%	3
855031102	SPLS	7,000.00	09/09/2013	99,303.00	09/30/2013	102,509.22	3,206.22	3.23%	3



Realized gain/loss - from 05/01/2013 to 04/30/2014 (continued)

	CUSIP	Symbol	Quantity	Purchase date	Purchase amount (\$)	Sale date	Sale amount (\$)	Realized gain/loss (\$)	Percent gain/loss (%)
STAPLES INC	855030107	SPLS	6,400.00	12/13/2013	100,320.80	01/07/2014	95,979.13	-4,341.67	-4.33%
STAPLES INC	855030102	SPLS	7,000.00	03/03/2014	95,235.00	04/02/2014	85,971.78	-9,263.22	-9.73%
STAPLES INC	855030102	SPLS	7,000.00	12/19/2014	80,150.00	04/02/2014	85,971.77	5,821.77	7.28%
STARBUCKS CORP	855244109	SBUK	1,500.00	02/03/2014	103,403.55	02/11/2014	111,915.05	8,511.50	8.23%
TEXAS INSTRUMENTS	882508104	TIXN	3,000.00	01/10/2014	125,849.65	02/03/2014	124,559.93	-1,289.72	-1.02%
TOTAL S.A. FRANCE SPON ADR	89151E109	TOT	3,000.00	06/12/2013	149,118.64	05/06/2013	143,337.51	-5,781.13	-3.88%
TOTAL S.A. FRANCE SPON ADR	89151E109	TOT	2,000.00	06/09/2013	112,003.76	03/10/2013	112,058.03	54.27	0.05%
TOTAL S.A. FRANCE SPON ADR	89151E109	TOT	2,000.00	09/09/2013	111,862.52	09/20/2013	113,088.03	1,225.51	1.09%
LMARQUA HOLDINGS CORP OR	904214103	LMHQ	7,000.00	05/12/2013	95,769.46	07/02/2013	108,474.11	9,704.65	9.83%
LMARQUA HOLDINGS CORP OR	904214103	LMHQ	6,000.00	09/09/2013	93,289.82	10/02/2013	97,839.11	4,549.29	4.87%
LMARQUA HOLDINGS CORP OR	904214103	LMHQ	5,000.00	12/19/2013	98,543.82	01/10/2014	103,352.33	4,808.51	4.87%
LMARQUA HOLDINGS CORP OR	904214103	LMHQ	5,000.00	03/19/2014	93,893.66	04/09/2014	97,674.19	3,780.53	4.03%
UNILEVER PLC AMER SHS NEW SPON ADR	904767704	UL	2,300.00	04/24/2013	94,559.64	05/28/2013	99,549.17	4,989.53	5.28%
UNILEVER PLC AMER SHS NEW SPON ADR	904767704	UL	2,500.00	07/17/2013	104,765.30	08/14/2013	101,188.74	-3,576.56	-3.42%
UNILEVER PLC AMER SHS NEW SPON ADR	904767704	UL	2,500.00	10/13/2013	100,930.00	11/19/2013	100,573.50	-356.50	-0.35%
UNILEVER PLC AMER SHS NEW SPON ADR	904767704	UL	3,000.00	02/03/2014	114,315.90	02/11/2014	118,845.93	4,529.03	3.96%
UNITED PARCEL SERVICE INC CL B	911312106	UPS	1,000.00	05/03/2013	86,207.57	05/28/2013	86,481.70	274.13	0.32%
UNITED PARCEL SERVICE INC CL B	911312106	UPS	1,300.00	02/01/2013	113,553.03	02/23/2013	113,297.15	-255.88	-0.23%
UNITED PARCEL SERVICE INC CL B	911312106	UPS	1,000.00	03/22/2013	97,953.50	05/13/2013	98,478.32	524.82	0.54%
VERIZON COMMUNICATIONS INC	92343V104	VZ	2,000.00	06/26/2013	101,100.00	07/17/2013	101,332.24	232.24	0.23%
VERIZON COMMUNICATIONS INC	92343V104	VZ	2,000.00	07/12/2013	95,200.00	07/18/2013	95,535.29	335.29	0.35%
VERIZON COMMUNICATIONS INC	92343V104	VZ	2,000.00	12/17/2013	96,251.60	01/10/2014	95,215.74	-1,035.86	-1.07%
VERIZON COMMUNICATIONS INC	92343V104	VZ	2,000.00	02/10/2014	111,013.33	03/03/2014	111,641.57	628.24	0.56%
WASTE MGMT INC NEW	94106L109	WM	2,500.00	03/03/2014	103,114.50	03/19/2014	103,122.72	8.22	0.01%
WELLS FARGO & CO NEW	942451101	WFC	2,500.00	04/17/2013	94,308.00	07/22/2013	102,314.00	8,006.00	8.49%
WELLS FARGO & CO NEW	942451101	WFC	2,500.00	07/17/2013	108,513.75	08/23/2013	105,705.65	-2,808.10	-2.59%
WELLS FARGO & CO NEW	942451101	WFC	2,500.00	10/18/2013	97,867.00	11/14/2013	100,402.51	2,535.51	2.59%
WELLS FARGO & CO NEW	942451101	WFC	2,500.00	02/03/2014	111,339.50	02/11/2014	114,727.00	3,387.50	3.04%



Prepared for Logsdon Charitable Foundation
 IV Q2159 • Financial Portfolio Management Program
 R • Fund of Funds
 F • Current Income and Capital Appreciation

Realized gain/loss - from 05/01/2013 to 04/30/2014 (continued)

CUSIP	Symbol	Quantity	Purchase date	Purchase amount (\$)	Sale date	Sale amount (\$)	Realized gain/loss (\$)	Percent gain/loss (%)	Term
97381W104	WINDSTREAM CORP **EXCHANGE-FT	15,000.00	06/12/2013	113,577.99	07/02/2013	113,248.03	-5,329.96	-4.49%	S
97382A101	WINDSTREAM HLDGS INC COM	12,000.00	12/13/2013	95,599.00	01/10/2014	95,505.23	-93.77	-0.10%	S
984121103	XEROX CORP	2,500.00	12/13/2013	99,725.28	01/10/2014	105,631.03	6,895.75	6.91%	S
984121103	XEROX CORP	10,000.00	03/03/2014	108,178.00	04/03/2014	114,597.47	6,419.47	5.93%	S
TOTAL REALIZED GAIN/(LOSS):				18,399,047.32		18,573,108.93	174,061.61	0.95%	

3745 34 64% adj
 18,402,792.66

(3745.34) > 17D 316.27

TOTAL GAINS:	442,301.20
TOTAL LOSSES:	-268,239.59
SHORT TERM - TOTAL REALIZED GAIN/(LOSS):	174,061.61
LONG TERM - TOTAL REALIZED GAIN/(LOSS):	0.00