



See a Social Security Number? Say Something!
Report Privacy Problems to <https://public.resource.org/privacy>
Or call the IRS Identity Theft Hotline at 1-800-908-4490



Form **990-PF**

Return of Private Foundation

OMB No 1545-0052

2013

Department of the Treasury
Internal Revenue Service

or Section 4947(a)(1) Trust Treated as Private Foundation

Do not enter Social Security numbers on this form as it may be made public.

Information about Form 990-PF and its separate instructions is at www.irs.gov/form990pf

Open to Public Inspection

For calendar year 2013 or tax year beginning 04/01, 2013, and ending 03/31, 2014

Name of foundation
WEB MADDOX TRUST R77350008

Number and street (or P.O. box number if mail is not delivered to street address) Room/suite
10 S DEARBORN IL1-0117

City or town, state or province, country, and ZIP or foreign postal code
CHICAGO, IL 60603

A Employer identification number
75-6347669

B Telephone number (see instructions)
866-888-5157

C If exemption application is pending, check here

D 1 Foreign organizations, check here
2 Foreign organizations meeting the 85% test, check here and attach computation

E If private foundation status was terminated under section 507(b)(1)(A), check here

F If the foundation is in a 60-month termination under section 507(b)(1)(B), check here

G Check all that apply: Initial return Initial return of a former public charity
Final return Amended return
Address change Name change

H Check type of organization Section 501(c)(3) exempt private foundation
 Section 4947(a)(1) nonexempt charitable trust Other taxable private foundation

I Fair market value of all assets at end of year (from Part II, col (c), line 16) **\$ 4,758,548.**

J Accounting method: Cash Accrual
 Other (specify) _____
(Part I, column (d) must be on cash basis)

| Part I Analysis of Revenue and Expenses (The total of amounts in columns (b), (c), and (d) may not necessarily equal the amounts in column (a) (see instructions)) | | (a) Revenue and expenses per books | (b) Net investment income | (c) Adjusted net income | (d) Disbursements for charitable purposes (cash basis only) |
|--|---|------------------------------------|---------------------------|-------------------------|---|
| Revenue | 1 Contributions, gifts, grants, etc. received (attach schedule) | | | | |
| | 2 Check <input checked="" type="checkbox"/> if the foundation is not required to attach Sch B | | | | |
| | 3 Interest on savings and temporary cash investments | | | | |
| | 4 Dividends and interest from securities | 81,946. | 80,525. | | |
| | 5a Gross rents | | | | |
| | b Net rental income or (loss) | | | | |
| | 6a Net gain or (loss) from sale of assets not on line 10 | 254,112. | | | |
| | b Gross sales price for all assets on line 6a | 2,387,548. | | | |
| | 7 Capital gain net income (from Part IV, line 2) | | 254,112. | | |
| | 8 Net short-term capital gain | | | | |
| | 9 Income modifications | | | | |
| | 10a Gross sales less returns and allowances | | | | |
| b Less Cost of goods sold | | | | | |
| c Gross profit or (loss) (attach schedule) | | | | | |
| 11 Other income (attach schedule) | 62,566. | 72,003. | | STMT 1 | |
| 12 Total. Add lines 1 through 11 | 398,624. | 406,640. | | | |
| Operating and Administrative Expenses | 13 Compensation of officers, directors, trustees, etc. | 54,849. | 41,137. | | 13,712. |
| | 14 Other employee salaries and wages | | NONE | NONE | |
| | 15 Pension plans, employee benefits | | NONE | NONE | |
| | 16a Legal fees (attach schedule) | | | | |
| | b Accounting fees (attach schedule) | | | | |
| | c Other professional fees (attach schedule) | | | | |
| | 17 Interest | | | | |
| | 18 Taxes (attach schedule) (see instructions) STMT 2 | 7,809. | 1,709. | | |
| | 19 Depreciation (attach schedule) and depletion | | | | |
| | 20 Occupancy | | | | |
| | 21 Travel, conferences, and meetings | | NONE | NONE | |
| | 22 Printing and publications | | NONE | NONE | |
| | 23 Other expenses (attach schedule) STMT 3 | 23,108. | 23,108. | | |
| | 24 Total operating and administrative expenses. Add lines 13 through 23 | 85,766. | 65,954. | NONE | 13,712. |
| | 25 Contributions, gifts, grants paid | 195,000. | | | 195,000. |
| 26 Total expenses and disbursements. Add lines 24 and 25 | 280,766. | 65,954. | NONE | 208,712. | |
| 27 Subtract line 26 from line 12 | | | | | |
| a Excess of revenue over expenses and disbursements | 117,858. | | | | |
| b Net investment income (if negative, enter -0-) | | 340,686. | | | |
| c Adjusted net income (if negative, enter -0-) | | | | | |

NEWLEAF POSTMARK DATE DEC 11 2014

SCANNED DEC 18 2014

RECEIVED
 DEC 17 2014
 OGDEN, UT
 IRS-OSC

P 12NE

| Part II Balance Sheets | | Attached schedules and amounts in the description column should be for end-of-year amounts only (See instructions) | | | |
|-----------------------------|---|---|---|------------|------------|
| | | Beginning of year (a) Book Value | End of year (b) Book Value (c) Fair Market Value | | |
| Assets | 1 | Cash - non-interest-bearing | | | |
| | 2 | Savings and temporary cash investments | 11,098. | 178,705. | 178,705. |
| | 3 | Accounts receivable ▶ Less allowance for doubtful accounts ▶ | | | |
| | 4 | Pledges receivable ▶ Less allowance for doubtful accounts ▶ | | | |
| | 5 | Grants receivable | | | |
| | 6 | Receivables due from officers, directors, trustees, and other disqualified persons (attach schedule) (see instructions) | | | |
| | 7 | Other notes and loans receivable (attach schedule) ▶ Less allowance for doubtful accounts ▶ | | | NONE |
| | 8 | Inventories for sale or use | | | |
| | 9 | Prepaid expenses and deferred charges | | | |
| | 10 a | Investments - U S and state government obligations (attach schedule) | | | |
| | b | Investments - corporate stock (attach schedule) | 2,482,288. | 2,611,951. | 3,316,625. |
| | c | Investments - corporate bonds (attach schedule) | 635,392. | 447,536. | 450,091. |
| | 11 | Investments - land, buildings, and equipment basis Less accumulated depreciation (attach schedule) ▶ | | | |
| | 12 | Investments - mortgage loans | | | |
| | 13 | Investments - other (attach schedule) | 652,626. | 668,706. | 666,444. |
| | 14 | Land, buildings, and equipment basis Less accumulated depreciation (attach schedule) ▶ | | | |
| 15 | Other assets (describe ▶ STMT 4) | 2. | 2. | 146,683. | |
| 16 | Total assets (to be completed by all filers - see the instructions Also, see page 1, item I) | 3,781,406. | 3,906,900. | 4,758,548. | |
| Liabilities | 17 | Accounts payable and accrued expenses | | | |
| | 18 | Grants payable | | | |
| | 19 | Deferred revenue | | | |
| | 20 | Loans from officers, directors, trustees, and other disqualified persons | | | |
| | 21 | Mortgages and other notes payable (attach schedule) | | | |
| | 22 | Other liabilities (describe ▶) | | | |
| 23 | Total liabilities (add lines 17 through 22) | | | NONE | |
| Net Assets or Fund Balances | Foundations that follow SFAS 117, check here ▶ <input type="checkbox"/> and complete lines 24 through 26 and lines 30 and 31. | | | | |
| | 24 | Unrestricted | | | |
| | 25 | Temporarily restricted | | | |
| | 26 | Permanently restricted | | | |
| | Foundations that do not follow SFAS 117, . . . ▶ <input checked="" type="checkbox"/> check here and complete lines 27 through 31. | | | | |
| | 27 | Capital stock, trust principal, or current funds | 3,781,406. | 3,906,900. | |
| | 28 | Paid-in or capital surplus, or land, bldg, and equipment fund | | | |
| 29 | Retained earnings, accumulated income, endowment, or other funds | | | | |
| 30 | Total net assets or fund balances (see instructions) | 3,781,406. | 3,906,900. | | |
| 31 | Total liabilities and net assets/fund balances (see instructions) | 3,781,406. | 3,906,900. | | |

| Part III Analysis of Changes in Net Assets or Fund Balances | | |
|---|--|--------------|
| 1 | Total net assets or fund balances at beginning of year - Part II, column (a), line 30 (must agree with end-of-year figure reported on prior year's return) | 1 3,781,406. |
| 2 | Enter amount from Part I, line 27a | 2 117,858. |
| 3 | Other increases not included in line 2 (itemize) ▶ PRIOR PERIOD ADJUSTMENT | 3 7,636. |
| 4 | Add lines 1, 2, and 3 | 4 3,906,900. |
| 5 | Decreases not included in line 2 (itemize) ▶ | 5 |
| 6 | Total net assets or fund balances at end of year (line 4 minus line 5) - Part II, column (b), line 30 | 6 3,906,900. |

Part IV Capital Gains and Losses for Tax on Investment Income

(a) List and describe the kind(s) of property sold (e.g., real estate, 2-story brick warehouse, or common stock, 200 shs. MLC Co.)

| | | (b) How acquired P - Purchase D - Donation | (c) Date acquired (mo., day, yr.) | (d) Date sold (mo., day, yr.) |
|--|--|---|--|---|
| 1a PUBLICLY TRADED SECURITIES | | | | |
| b | | | | |
| c | | | | |
| d | | | | |
| e | | | | |
| (e) Gross sales price | (f) Depreciation allowed (or allowable) | (g) Cost or other basis plus expense of sale | (h) Gain or (loss) (e) plus (f) minus (g) | |
| a 2,387,548. | | 2,133,436. | 254,112. | |
| b | | | | |
| c | | | | |
| d | | | | |
| e | | | | |
| Complete only for assets showing gain in column (h) and owned by the foundation on 12/31/69 | | | | (i) Gains (Col. (h) gain minus col. (k), but not less than -0-) or Losses (from col. (h)) |
| (i) FMV as of 12/31/69 | (j) Adjusted basis as of 12/31/69 | (k) Excess of col. (i) over col. (j), if any | | |
| a | | | 254,112. | |
| b | | | | |
| c | | | | |
| d | | | | |
| e | | | | |
| 2 Capital gain net income or (net capital loss) | | { If gain, also enter in Part I, line 7 If (loss), enter -0- in Part I, line 7 } | 2 | 254,112. |
| 3 Net short-term capital gain or (loss) as defined in sections 1222(5) and (6). If gain, also enter in Part I, line 8, column (c) (see instructions). If (loss), enter -0- in Part I, line 8 | | { } | 3 | |

Part V Qualification Under Section 4940(e) for Reduced Tax on Net Investment Income

(For optional use by domestic private foundations subject to the section 4940(a) tax on net investment income.)

If section 4940(d)(2) applies, leave this part blank.

Was the foundation liable for the section 4942 tax on the distributable amount of any year in the base period? Yes No
If "Yes," the foundation does not qualify under section 4940(e). Do not complete this part.

1 Enter the appropriate amount in each column for each year, see the instructions before making any entries.

| (a) Base period years Calendar year (or tax year beginning in) | (b) Adjusted qualifying distributions | (c) Net value of noncharitable-use assets | (d) Distribution ratio (col (b) divided by col (c)) |
|---|--|--|---|
| 2012 | 208,791. | 4,264,196. | 0.048964 |
| 2011 | 204,079. | 4,224,681. | 0.048306 |
| 2010 | 191,076. | 4,134,214. | 0.046218 |
| 2009 | 187,043. | 3,886,737. | 0.048123 |
| 2008 | 225,878. | 3,779,494. | 0.059764 |
| 2 Total of line 1, column (d) | | | 2 0.251375 |
| 3 Average distribution ratio for the 5-year base period - divide the total on line 2 by 5, or by the number of years the foundation has been in existence if less than 5 years | | | 3 0.050275 |
| 4 Enter the net value of noncharitable-use assets for 2013 from Part X, line 5 | | | 4 4,153,113. |
| 5 Multiply line 4 by line 3 | | | 5 208,798. |
| 6 Enter 1% of net investment income (1% of Part I, line 27b) | | | 6 3,407. |
| 7 Add lines 5 and 6 | | | 7 212,205. |
| 8 Enter qualifying distributions from Part XII, line 4 If line 8 is equal to or greater than line 7, check the box in Part VI, line 1b, and complete that part using a 1% tax rate. See the Part VI instructions. | | | 8 208,712. |

Part VI Excise Tax Based on Investment Income (Section 4940(a), 4940(b), 4940(e), or 4948 - see instructions)

| | | | |
|----|---|----|---------|
| 1a | Exempt operating foundations described in section 4940(d)(2), check here <input type="checkbox"/> and enter "N/A" on line 1 Date of ruling or determination letter _____ (attach copy of letter if necessary - see instructions) | | |
| b | Domestic foundations that meet the section 4940(e) requirements in Part V, check here <input type="checkbox"/> and enter 1% of Part I, line 27b | 1 | 6,814. |
| c | All other domestic foundations enter 2% of line 27b. Exempt foreign organizations enter 4% of Part I, line 12, col. (b). | | |
| 2 | Tax under section 511 (domestic section 4947(a)(1) trusts and taxable foundations only. Others enter -0) | 2 | |
| 3 | Add lines 1 and 2 | 3 | 6,814. |
| 4 | Subtitle A (income) tax (domestic section 4947(a)(1) trusts and taxable foundations only. Others enter -0) | 4 | NONE |
| 5 | Tax based on investment income. Subtract line 4 from line 3. If zero or less, enter -0- | 5 | 6,814. |
| 6 | Credits/Payments | | |
| a | 2013 estimated tax payments and 2012 overpayment credited to 2013 | 6a | 5,120. |
| b | Exempt foreign organizations - tax withheld at source | 6b | NONE |
| c | Tax paid with application for extension of time to file (Form 8868) | 6c | 5,200. |
| d | Backup withholding erroneously withheld | 6d | |
| 7 | Total credits and payments. Add lines 6a through 6d | 7 | 10,320. |
| 8 | Enter any penalty for underpayment of estimated tax. Check here <input type="checkbox"/> if Form 2220 is attached | 8 | |
| 9 | Tax due. If the total of lines 5 and 8 is more than line 7, enter amount owed | 9 | |
| 10 | Overpayment. If line 7 is more than the total of lines 5 and 8, enter the amount overpaid | 10 | 3,506. |
| 11 | Enter the amount of line 10 to be: Credited to 2014 estimated tax ▶ 3,506. Refunded ▶ | 11 | |

Part VII-A Statements Regarding Activities

| | Yes | No |
|----|-----|----|
| 1a | | X |
| 1b | | X |
| 1c | | X |
| 2 | | X |
| 3 | | X |
| 4a | | X |
| 4b | | |
| 5 | | X |
| 6 | X | |
| 7 | X | |
| 8a | | |
| 8b | X | |
| 9 | | X |
| 10 | | X |

Part VII-A Statements Regarding Activities (continued)

11 At any time during the year, did the foundation, directly or indirectly, own a controlled entity within the meaning of section 512(b)(13)? If "Yes," attach schedule (see instructions). 11 X
12 Did the foundation make a distribution to a donor advised fund over which the foundation or a disqualified person had advisory privileges? If "Yes," attach statement (see instructions) 12 X
13 Did the foundation comply with the public inspection requirements for its annual returns and exemption application? 13 X
Website address N/A
14 The books are in care of JPMORGAN CHASE BANK, NA Telephone no. (866) 888-5157
Located at 10 S DEARBORN IL1-0117, CHICAGO, IL ZIP+4 60603
15 Section 4947(a)(1) nonexempt charitable trusts filing Form 990-PF in lieu of Form 1041 - Check here 15
16 At any time during calendar year 2013, did the foundation have an interest in or a signature or other authority over a bank, securities, or other financial account in a foreign country? 16 Yes No X
See the instructions for exceptions and filing requirements for Form TD F 90-22.1. If "Yes," enter the name of the foreign country

Part VII-B Statements Regarding Activities for Which Form 4720 May Be Required

File Form 4720 if any item is checked in the "Yes" column, unless an exception applies.

1a During the year did the foundation (either directly or indirectly)
(1) Engage in the sale or exchange, or leasing of property with a disqualified person? Yes X No
(2) Borrow money from, lend money to, or otherwise extend credit to (or accept it from) a disqualified person? Yes X No
(3) Furnish goods, services, or facilities to (or accept them from) a disqualified person? Yes X No
(4) Pay compensation to, or pay or reimburse the expenses of, a disqualified person? X Yes No
(5) Transfer any income or assets to a disqualified person (or make any of either available for the benefit or use of a disqualified person)? Yes X No
(6) Agree to pay money or property to a government official? (Exception. Check "No" if the foundation agreed to make a grant to or to employ the official for a period after termination of government service, if terminating within 90 days) Yes X No
b If any answer is "Yes" to 1a(1)-(6), did any of the acts fail to qualify under the exceptions described in Regulations section 53.4941(d)-3 or in a current notice regarding disaster assistance (see instructions)? 1b X
Organizations relying on a current notice regarding disaster assistance check here
c Did the foundation engage in a prior year in any of the acts described in 1a, other than excepted acts, that were not corrected before the first day of the tax year beginning in 2013? 1c X
2 Taxes on failure to distribute income (section 4942) (does not apply for years the foundation was a private operating foundation defined in section 4942(j)(3) or 4942(j)(5))
a At the end of tax year 2013, did the foundation have any undistributed income (lines 6d and 6e, Part XIII) for tax year(s) beginning before 2013? Yes X No
If "Yes," list the years
b Are there any years listed in 2a for which the foundation is not applying the provisions of section 4942(a)(2) (relating to incorrect valuation of assets) to the year's undistributed income? (If applying section 4942(a)(2) to all years listed, answer "No" and attach statement - see instructions.) 2b X
c If the provisions of section 4942(a)(2) are being applied to any of the years listed in 2a, list the years here.
3a Did the foundation hold more than a 2% direct or indirect interest in any business enterprise at any time during the year? Yes X No
b If "Yes," did it have excess business holdings in 2013 as a result of (1) any purchase by the foundation or disqualified persons after May 26, 1969, (2) the lapse of the 5-year period (or longer period approved by the Commissioner under section 4943(c)(7)) to dispose of holdings acquired by gift or bequest, or (3) the lapse of the 10-, 15-, or 20-year first phase holding period? (Use Schedule C, Form 4720, to determine if the foundation had excess business holdings in 2013) 3b
4a Did the foundation invest during the year any amount in a manner that would jeopardize its charitable purposes? 4a X
b Did the foundation make any investment in a prior year (but after December 31, 1969) that could jeopardize its charitable purpose that had not been removed from jeopardy before the first day of the tax year beginning in 2013? 4b X

Part VII-B Statements Regarding Activities for Which Form 4720 May Be Required (continued)

5a During the year did the foundation pay or incur any amount to

(1) Carry on propaganda, or otherwise attempt to influence legislation (section 4945(e))? Yes No

(2) Influence the outcome of any specific public election (see section 4955), or to carry on, directly or indirectly, any voter registration drive? Yes No

(3) Provide a grant to an individual for travel, study, or other similar purposes? Yes No

(4) Provide a grant to an organization other than a charitable, etc., organization described in section 509(a)(1), (2), or (3), or section 4940(d)(2)? (see instructions) Yes No

(5) Provide for any purpose other than religious, charitable, scientific, literary, or educational purposes, or for the prevention of cruelty to children or animals? Yes No

b If any answer is "Yes" to 5a(1)-(5), did any of the transactions fail to qualify under the exceptions described in Regulations section 53.4945 or in a current notice regarding disaster assistance (see instructions)? Yes No
 Organizations relying on a current notice regarding disaster assistance check here

c If the answer is "Yes" to question 5a(4), does the foundation claim exemption from the tax because it maintained expenditure responsibility for the grant? Yes No
 If "Yes," attach the statement required by Regulations section 53.4945-5(d)

6a Did the foundation, during the year, receive any funds, directly or indirectly, to pay premiums on a personal benefit contract? Yes No

b Did the foundation, during the year, pay premiums, directly or indirectly, on a personal benefit contract? Yes No
 If "Yes" to 6b, file Form 8870

7a At any time during the tax year, was the foundation a party to a prohibited tax shelter transaction? Yes No

b If "Yes," did the foundation receive any proceeds or have any net income attributable to the transaction? Yes No

Part VIII Information About Officers, Directors, Trustees, Foundation Managers, Highly Paid Employees, and Contractors

1 List all officers, directors, trustees, foundation managers and their compensation (see instructions).

| (a) Name and address | (b) Title, and average hours per week devoted to position | (c) Compensation (if not paid, enter -0-) | (d) Contributions to employee benefit plans and deferred compensation | (e) Expense account, other allowances |
|--|---|---|---|---------------------------------------|
| JPMORGAN CHASE BANK, NA 10 S DEARBORN IL1-0117, CHICAGO, IL 60603 | TRUSTEE 2 | 54,849. | -0- | -0- |
| ----- | | | | |
| ----- | | | | |
| ----- | | | | |
| ----- | | | | |

2 Compensation of five highest-paid employees (other than those included on line 1 - see instructions). If none, enter "NONE."

| (a) Name and address of each employee paid more than \$50,000 | (b) Title, and average hours per week devoted to position | (c) Compensation | (d) Contributions to employee benefit plans and deferred compensation | (e) Expense account, other allowances |
|---|---|------------------|---|---------------------------------------|
| NONE | | NONE | NONE | NONE |
| ----- | | | | |
| ----- | | | | |
| ----- | | | | |
| ----- | | | | |

Total number of other employees paid over \$50,000 **NONE**

Part VIII Information About Officers, Directors, Trustees, Foundation Managers, Highly Paid Employees, and Contractors (continued)

3 Five highest-paid independent contractors for professional services (see instructions). If none, enter "NONE."

| (a) Name and address of each person paid more than \$50,000 | (b) Type of service | (c) Compensation |
|---|---------------------|------------------|
| NONE | | NONE |
| ----- | | |
| ----- | | |
| ----- | | |
| ----- | | |
| ----- | | |

Total number of others receiving over \$50,000 for professional services ▶ **NONE**

Part IX-A Summary of Direct Charitable Activities

List the foundation's four largest direct charitable activities during the tax year. Include relevant statistical information such as the number of organizations and other beneficiaries served, conferences convened, research papers produced, etc.

| | Expenses |
|--------|----------|
| 1 NONE | |
| ----- | |
| ----- | |
| 2 | |
| ----- | |
| ----- | |
| 3 | |
| ----- | |
| ----- | |
| 4 | |
| ----- | |
| ----- | |

Part IX-B Summary of Program-Related Investments (see instructions)

Describe the two largest program-related investments made by the foundation during the tax year on lines 1 and 2

| | Amount |
|--|--------|
| 1 NONE | |
| ----- | |
| ----- | |
| 2 | |
| ----- | |
| ----- | |
| All other program-related investments See instructions | |
| 3 NONE | |
| ----- | |
| ----- | |

Total. Add lines 1 through 3 ▶

Part X Minimum Investment Return (All domestic foundations must complete this part. Foreign foundations, see instructions.)

| | | | |
|----------|---|-----------|------------|
| 1 | Fair market value of assets not used (or held for use) directly in carrying out charitable, etc., purposes: | | |
| a | Average monthly fair market value of securities | 1a | 3,936,352. |
| b | Average of monthly cash balances | 1b | 150,065. |
| c | Fair market value of all other assets (see instructions) | 1c | 129,941. |
| d | Total (add lines 1a, b, and c) | 1d | 4,216,358. |
| e | Reduction claimed for blockage or other factors reported on lines 1a and 1c (attach detailed explanation) | 1e | |
| 2 | Acquisition indebtedness applicable to line 1 assets | 2 | NONE |
| 3 | Subtract line 2 from line 1d | 3 | 4,216,358. |
| 4 | Cash deemed held for charitable activities. Enter 1 1/2% of line 3 (for greater amount, see instructions) | 4 | 63,245. |
| 5 | Net value of noncharitable-use assets. Subtract line 4 from line 3. Enter here and on Part V, line 4 | 5 | 4,153,113. |
| 6 | Minimum investment return. Enter 5% of line 5 | 6 | 207,656. |

Part XI Distributable Amount (see instructions) (Section 4942(j)(3) and (j)(5) private operating foundations and certain foreign organizations check here and do not complete this part.)

| | | | |
|-----------|--|-----------|----------|
| 1 | Minimum investment return from Part X, line 6 | 1 | 207,656. |
| 2a | Tax on investment income for 2013 from Part VI, line 5 | 2a | 6,814. |
| b | Income tax for 2013. (This does not include the tax from Part VI.) | 2b | |
| c | Add lines 2a and 2b | 2c | 6,814. |
| 3 | Distributable amount before adjustments. Subtract line 2c from line 1. | 3 | 200,842. |
| 4 | Recoveries of amounts treated as qualifying distributions | 4 | NONE |
| 5 | Add lines 3 and 4 | 5 | 200,842. |
| 6 | Deduction from distributable amount (see instructions) | 6 | NONE |
| 7 | Distributable amount as adjusted. Subtract line 6 from line 5. Enter here and on Part XIII, line 1. | 7 | 200,842. |

Part XII Qualifying Distributions (see instructions)

| | | | |
|----------|--|-----------|----------|
| 1 | Amounts paid (including administrative expenses) to accomplish charitable, etc., purposes: | | |
| a | Expenses, contributions, gifts, etc. - total from Part I, column (d), line 26 | 1a | 208,712. |
| b | Program-related investments - total from Part IX-B | 1b | |
| 2 | Amounts paid to acquire assets used (or held for use) directly in carrying out charitable, etc., purposes | 2 | NONE |
| 3 | Amounts set aside for specific charitable projects that satisfy the: | | |
| a | Suitability test (prior IRS approval required) | 3a | NONE |
| b | Cash distribution test (attach the required schedule) | 3b | NONE |
| 4 | Qualifying distributions. Add lines 1a through 3b. Enter here and on Part V, line 8, and Part XIII, line 4. | 4 | 208,712. |
| 5 | Foundations that qualify under section 4940(e) for the reduced rate of tax on net investment income. Enter 1% of Part I, line 27b (see instructions) | 5 | N/A |
| 6 | Adjusted qualifying distributions. Subtract line 5 from line 4 | 6 | 208,712. |

Note. The amount on line 6 will be used in Part V, column (b), in subsequent years when calculating whether the foundation qualifies for the section 4940(e) reduction of tax in those years.

Part XIII Undistributed Income (see instructions)

| | (a) Corpus | (b) Years prior to 2012 | (c) 2012 | (d) 2013 |
|--|---------------|----------------------------|-------------|-------------|
| 1 Distributable amount for 2013 from Part XI, line 7 | | | | 200,842. |
| 2 Undistributed income, if any, as of the end of 2013 | | | | |
| a Enter amount for 2012 only | | | 194,683. | |
| b Total for prior years 20 <u>11</u> , 20 <u> </u> , 20 <u> </u> | | NONE | | |
| 3 Excess distributions carryover, if any, to 2013 | | | | |
| a From 2008 | NONE | | | |
| b From 2009 | NONE | | | |
| c From 2010 | NONE | | | |
| d From 2011 | NONE | | | |
| e From 2012 | NONE | | | |
| f Total of lines 3a through e | NONE | | | |
| 4 Qualifying distributions for 2013 from Part XII, line 4 ▶ \$ <u>208,712.</u> | | | | |
| a Applied to 2012, but not more than line 2a | | | 194,683. | |
| b Applied to undistributed income of prior years (Election required - see instructions) | | NONE | | |
| c Treated as distributions out of corpus (Election required - see instructions) | NONE | | | |
| d Applied to 2013 distributable amount | | | | 14,029. |
| e Remaining amount distributed out of corpus | NONE | | | |
| 5 Excess distributions carryover applied to 2013 . (If an amount appears in column (d), the same amount must be shown in column (a)) | NONE | | | NONE |
| 6 Enter the net total of each column as indicated below: | | | | |
| a Corpus. Add lines 3f, 4c, and 4e. Subtract line 5 | NONE | | | |
| b Prior years' undistributed income Subtract line 4b from line 2b | | NONE | | |
| c Enter the amount of prior years' undistributed income for which a notice of deficiency has been issued, or on which the section 4942(a) tax has been previously assessed | | NONE | | |
| d Subtract line 6c from line 6b. Taxable amount - see instructions | | NONE | | |
| e Undistributed income for 2012. Subtract line 4a from line 2a. Taxable amount - see instructions | | | | |
| f Undistributed income for 2013 Subtract lines 4d and 5 from line 1. This amount must be distributed in 2014 | | | | 186,813. |
| 7 Amounts treated as distributions out of corpus to satisfy requirements imposed by section 170(b)(1)(F) or 4942(g)(3) (see instructions) | NONE | | | |
| 8 Excess distributions carryover from 2008 not applied on line 5 or line 7 (see instructions) | NONE | | | |
| 9 Excess distributions carryover to 2014. Subtract lines 7 and 8 from line 6a | NONE | | | |
| 10 Analysis of line 9 | | | | |
| a Excess from 2009 | NONE | | | |
| b Excess from 2010 | NONE | | | |
| c Excess from 2011 | NONE | | | |
| d Excess from 2012 | NONE | | | |
| e Excess from 2013 | NONE | | | |

Part XIV Private Operating Foundations (see instructions and Part VII-A, question 9) NOT APPLICABLE

1 a If the foundation has received a ruling or determination letter that it is a private operating foundation, and the ruling is effective for 2013, enter the date of the ruling
b Check box to indicate whether the foundation is a private operating foundation described in section 4942(j)(3) or 4942(j)(5)
2 a Enter the lesser of the adjusted net income from Part I or the minimum investment return from Part X for each year listed
b 85% of line 2a
c Qualifying distributions from Part XII, line 4 for each year listed
d Amounts included in line 2c not used directly for active conduct of exempt activities
e Qualifying distributions made directly for active conduct of exempt activities Subtract line 2d from line 2c
3 Complete 3a, b, or c for the alternative test relied upon
a "Assets" alternative test - enter
(1) Value of all assets
(2) Value of assets qualifying under section 4942(j)(3)(B)(i)
b "Endowment" alternative test - enter 2/3 of minimum investment return shown in Part X, line 6 for each year listed
c "Support" alternative test - enter
(1) Total support other than gross investment income (interest, dividends, rents, payments on securities loans (section 512(a)(5)), or royalties)
(2) Support from general public and 5 or more exempt organizations as provided in section 4942(j)(3)(B)(iii)
(3) Largest amount of support from an exempt organization
(4) Gross investment income

Part XV Supplementary Information (Complete this part only if the foundation had \$5,000 or more in assets at any time during the year - see instructions.)

1 Information Regarding Foundation Managers:
a List any managers of the foundation who have contributed more than 2% of the total contributions received by the foundation before the close of any tax year (but only if they have contributed more than \$5,000). (See section 507(d)(2).)
N/A
b List any managers of the foundation who own 10% or more of the stock of a corporation (or an equally large portion of the ownership of a partnership or other entity) of which the foundation has a 10% or greater interest.
N/A
2 Information Regarding Contribution, Grant, Gift, Loan, Scholarship, etc., Programs:
Check here [] if the foundation only makes contributions to preselected charitable organizations and does not accept unsolicited requests for funds. If the foundation makes gifts, grants, etc. (see instructions) to individuals or organizations under other conditions, complete items 2a, b, c, and d.
a The name, address, and telephone number or e-mail address of the person to whom applications should be addressed
SEE STATEMENT 5
b The form in which applications should be submitted and information and materials they should include:
SEE ATTACHED STATEMENT FOR LINE 2
c Any submission deadlines:
SEE ATTACHED STATEMENT FOR LINE 2
d Any restrictions or limitations on awards, such as by geographical areas, charitable fields, kinds of institutions, or other factors:
SEE ATTACHED STATEMENT FOR LINE 2

Part XV Supplementary Information (continued)

3 Grants and Contributions Paid During the Year or Approved for Future Payment

| Recipient Name and address (home or business) | If recipient is an individual, show any relationship to any foundation manager or substantial contributor | Foundation status of recipient | Purpose of grant or contribution | Amount |
|--|--|--------------------------------------|-------------------------------------|----------|
| a Paid during the year | | | | |
| FORT WORTH OPERA ASSOCIATION INC 1300 GENDY ST FORT WORTH TX 76107 | NONE | PC | GENERAL | 100,000. |
| FORTRESS YOUTH DEVELOPMENT CENTER 712 STELLA ST FORT WORTH TX 76104 | NONE | PC | GENERAL | 25,000. |
| PERFORMING ARTS FORT WORTH, INC 525 COMMERCE ST FORT WORTH TX 76102 | NONE | PC | GENERAL | 50,000. |
| RIVER LEGACY FOUNDATION 703 NW GREEN OAKS BLVD ARLINGTON TX 76006 | NONE | PC | GENERAL | 10,000. |
| FORT WORTH ART ASSOCIATION, DBA MODERN ART MU 3200 DARNELL ST FORT WORTH TX 76107 | NONE | PC | GENERAL | 10,000. |
| Total ▶ 3a | | | | 195,000. |
| b Approved for future payment | | | | |
| Total ▶ 3b | | | | |

Part XVI-A Analysis of Income-Producing Activities

Enter gross amounts unless otherwise indicated

| | Unrelated business income | | Excluded by section 512, 513, or 514 | | (e) Related or exempt function income (See instructions) |
|--|---------------------------|---------------|--------------------------------------|---------------|---|
| | (a) Business code | (b) Amount | (c) Exclusion code | (d) Amount | |
| 1 Program service revenue: | | | | | |
| a _____ | | | | | |
| b _____ | | | | | |
| c _____ | | | | | |
| d _____ | | | | | |
| e _____ | | | | | |
| f _____ | | | | | |
| g Fees and contracts from government agencies | | | | | |
| 2 Membership dues and assessments | | | | | |
| 3 Interest on savings and temporary cash investments | | | | | |
| 4 Dividends and interest from securities | | | 14 | 81,946. | |
| 5 Net rental income or (loss) from real estate: | | | | | |
| a Debt-financed property | | | | | |
| b Not debt-financed property | | | | | |
| 6 Net rental income or (loss) from personal property | | | | | |
| 7 Other investment income | | | | | |
| 8 Gain or (loss) from sales of assets other than inventory | | | 18 | 254,112. | |
| 9 Net income or (loss) from special events | | | | | |
| 10 Gross profit or (loss) from sales of inventory | | | | | |
| 11 Other revenue a _____ | | | | | |
| b MINERAL ROYALTIES | | | 14 | 72,003. | |
| c DEFERRED REVENUE | | | 14 | -9,437. | |
| d _____ | | | | | |
| e _____ | | | | | |
| 12 Subtotal. Add columns (b), (d), and (e) | | | | 398,624. | |
| 13 Total. Add line 12, columns (b), (d), and (e) | | | 13 | | 398,624. |

(See worksheet in line 13 instructions to verify calculations.)

Part XVI-B Relationship of Activities to the Accomplishment of Exempt Purposes

Line No. Explain below how each activity for which income is reported in column (e) of Part XVI-A contributed importantly to the accomplishment of the foundation's exempt purposes (other than by providing funds for such purposes). (See instructions.)

NOT APPLICABLE

Part XVII Information Regarding Transfers To and Transactions and Relationships With Noncharitable Exempt Organizations

- 1 Did the organization directly or indirectly engage in any of the following with any other organization described in section 501(c) of the Code... a Transfers from the reporting foundation to a noncharitable exempt organization of: (1) Cash (2) Other assets b Other transactions: (1) Sales of assets to a noncharitable exempt organization (2) Purchases of assets from a noncharitable exempt organization (3) Rental of facilities, equipment, or other assets (4) Reimbursement arrangements (5) Loans or loan guarantees (6) Performance of services or membership or fundraising solicitations c Sharing of facilities, equipment, mailing lists, other assets, or paid employees d If the answer to any of the above is "Yes," complete the following schedule.

Table with 3 columns: Question ID, Yes, No. Rows include 1a(1), 1a(2), 1b(1) through 1b(6), and 1c.

Table with 4 columns: (a) Line no, (b) Amount involved, (c) Name of noncharitable exempt organization, (d) Description of transfers, transactions, and sharing arrangements.

2a Is the foundation directly or indirectly affiliated with, or related to, one or more tax-exempt organizations described in section 501(c) of the Code... b If "Yes," complete the following schedule.

Table with 3 columns: (a) Name of organization, (b) Type of organization, (c) Description of relationship.

Under penalties of perjury, I declare that I have examined this return, including accompanying schedules and statements, and to the best of my knowledge and belief, it is true, correct, and complete. Declaration of preparer (other than taxpayer) is based on all information of which preparer has any knowledge.

Sign Here: Signature of officer or trustee, Date 11/25/2014, Title, May the IRS discuss this return with the preparer shown below (see instructions)? [X] Yes [] No

Paid Preparer Use Only: Print/Type preparer's name CAROLYN J. SECHEL, Preparer's signature Carolyn J. Sechel, Date 11/25/2014, Check self-employed, PTIN P01256399, Firm's name DELOITTE TAX LLP, Firm's address 127 PUBLIC SQUARE CLEVELAND, OH 44114, Firm's EIN 86-1065772, Phone no 216-589-1300

RENT AND ROYALTY INCOME

Taxpayer's Name: **WEB MADDOX TRUST R77350008** Identifying Number: **75-6347669**

DESCRIPTION OF PROPERTY
MINERAL ACTIVITY

Yes No Did you actively participate in the operation of the activity during the tax year?

TYPE OF PROPERTY: **4 - COMMERCIAL**

OTHER INCOME:

TOTAL GROSS INCOME

OTHER EXPENSES:

DEPRECIATION (SHOWN BELOW)

LESS: Beneficiary's Portion

AMORTIZATION

LESS Beneficiary's Portion

DEPLETION

LESS Beneficiary's Portion

TOTAL EXPENSES

TOTAL RENT OR ROYALTY INCOME (LOSS)

Less Amount to

Rent or Royalty

Depreciation

Depletion

Investment Interest Expense

Other Expenses

Net Income (Loss) to Others

Net Rent or Royalty Income (Loss)

Deductible Rental Loss (if Applicable)

SCHEDULE FOR DEPRECIATION CLAIMED

| (a) Description of property | (b) Cost or unadjusted basis | (c) Date acquired | (d) ACRS des | (e) Bus % | (f) Basis for depreciation | (g) Depreciation in prior years | (h) Method | (i) Life or rate | (j) Depreciation for this year |
|-----------------------------|------------------------------|-------------------|--------------|-----------|----------------------------|---------------------------------|------------|------------------|--------------------------------|
| | | | | | | | | | |
| | | | | | | | | | |
| | | | | | | | | | |
| | | | | | | | | | |
| | | | | | | | | | |
| | | | | | | | | | |
| | | | | | | | | | |
| | | | | | | | | | |
| | | | | | | | | | |
| | | | | | | | | | |
| | | | | | | | | | |
| | | | | | | | | | |
| | | | | | | | | | |
| | | | | | | | | | |
| | | | | | | | | | |
| Totals | | | | | | | | | |

FORM 990PF, PART I - OTHER INCOME

| DESCRIPTION | REVENUE AND EXPENSES PER BOOKS | NET INVESTMENT INCOME |
|-------------------|--------------------------------|-----------------------|
| MINERAL ROYALTIES | 72,003. | 72,003. |
| DEFERRED REVENUE | -9,437. | |
| TOTALS | 62,566. | 72,003. |

FORM 990PF, PART I - TAXES

| DESCRIPTION | REVENUE AND EXPENSES PER BOOKS | NET INVESTMENT INCOME |
|--------------------------------|--------------------------------|-----------------------|
| FOREIGN TAXES | 35. | 35. |
| FEDERAL TAX PAYMENT - PRIOR YE | 6,100. | |
| FOREIGN TAXES ON QUALIFIED FOR | 1,387. | 1,387. |
| FOREIGN TAXES ON NONQUALIFIED | 287. | 287. |
| TOTALS | 7,809. | 1,709. |

WEB MADDOX TRUST R77350008

75-6347669

FORM 990PF, PART I - OTHER EXPENSES
=====

| DESCRIPTION ----- | REVENUE AND EXPENSES PER BOOKS ----- | NET INVESTMENT INCOME ----- |
|-------------------------------|--|--------------------------------------|
| MINERAL INTEREST - PRODUCTION | 572. | 572. |
| MINERAL INTEREST - AD VALOREM | 2,226. | 2,226. |
| ROYALTY - OTHER EXPENSES | 20,310. | 20,310. |
| TOTALS | 23,108. | 23,108. |

WEB MADDOX TRUST R77350008

75-6347669

FORM 990PF, PART II - OTHER ASSETS
=====

| DESCRIPTION | ENDING BOOK VALUE | ENDING FMV |
|------------------------------|----------------------|---------------|
| MINERAL PROPERTIES | 1. | 146,682. |
| COPYRIGHT #A723157 ON A BOOK | 1. | 1. |
| | 2. | 146,683. |
| TOTALS | | |

RECIPIENT NAME:

JPMORGAN CHASE BANK, NA

ADDRESS:

PO BOX 2050

FORT WORTH, TX 76113

RECIPIENT'S PHONE NUMBER: 817-884-4159

FORM, INFORMATION AND MATERIALS:

LETTER FORM WITH NAME & PURPOSE OF ORGANIZATION, AMOUNT & PURPOSE OF REQUEST.

SUBMISSION DEADLINES:

NONE

RESTRICTIONS OR LIMITATIONS ON AWARDS:

ANY CHARITY WITHIN TARRANT COUNTY NOT SUPPORTED BY THE UNITED WAY.



WEB MADDOX TRUST ACCT R77350008
For the Period 3/1/14 to 3/31/14

Account Summary

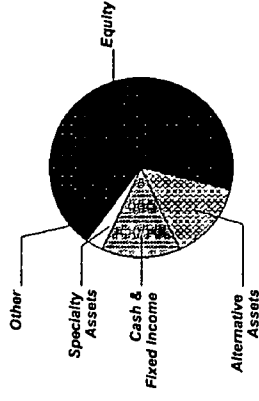
PRINCIPAL

| Asset Allocation | Beginning Market Value | Ending Market Value | Change In Value | Estimated Annual Income | Current Allocation |
|---------------------|------------------------|-----------------------|---------------------|-------------------------|--------------------|
| Equity | 3,368,676.26 | 3,316,624.60 | (52,051.66) | 51,281.00 | 70% |
| Alternative Assets | 665,272.15 | 666,444.46 | 1,172.31 | 5,649.30 | 14% |
| Cash & Fixed Income | 573,841.77 | 619,612.98 | 45,771.21 | 18,580.71 | 14% |
| Specialty Assets | 1.00 | 1.00 | 0.00 | | 1% |
| Other | 1.00 | 1.00 | 0.00 | | 1% |
| Market Value | \$4,607,792.18 | \$4,602,684.04 | (\$5,108.14) | \$75,511.01 | 100% |

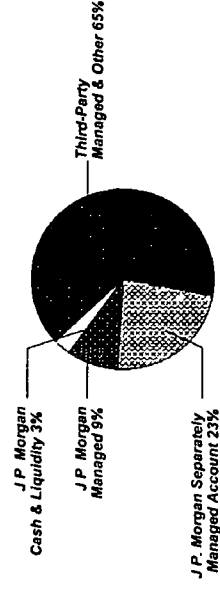
INCOME

| Cash Position | Beginning Market Value | Ending Market Value | Change In Value |
|---------------------|------------------------|---------------------|----------------------|
| Cash Balance | 74,939.21 | 9,182.47 | (65,756.74) |
| Accruals | 2,286.59 | 1,357.97 | (928.62) |
| Market Value | \$77,225.80 | \$10,540.44 | (\$66,685.36) |

Asset Allocation



Manager Allocation *



* - J.P. Morgan Managed includes (to the extent permitted under applicable law) mutual funds, other registered funds and hedge funds managed by J.P. Morgan and structured products issued by J.P. Morgan. J.P. Morgan Separately Managed Account includes fixed income, equity, and alternative separately managed accounts managed by J.P. Morgan. J.P. Morgan Cash & Liquidity Funds includes cash, J.P. Morgan deposit sweeps and J.P. Morgan money market mutual funds. Third-Party Managed & Other includes mutual funds, exchange traded funds, hedge funds, and separately managed accounts managed by parties other than J.P. Morgan, structured products and exchange traded notes issued by parties other than J.P. Morgan, and other investments not managed or issued by J.P. Morgan. See important information about investment principles and conflicts in the disclosures section.



WEB MADDOX TRUST ACCT R77350008
For the Period 3/1/14 to 3/31/14

Account Summary CONTINUED

| Portfolio Activity | PRINCIPAL | | INCOME | |
|----------------------------|----------------------|--------------------|----------------------|--------------------|
| | Current Period Value | Year-to-Date Value | Current Period Value | Year-to-Date Value |
| Beginning Market Value | 4,607,792.18 | 4,266,218.66 | 74,939.21 | 4,600.02 |
| Additions | | | | 114,911.93 |
| Withdrawals & Fees | (1,493.22) | (131,535.92) | (75,583.21) | (262,468.00) |
| Net Additions/Withdrawals | (\$1,493.22) | (\$131,535.92) | (\$75,583.21) | (\$147,556.07) |
| Income | | 313.59 | 9,826.46 | 152,138.51 |
| Change in Investment Value | (3,614.92) | 467,687.71 | 0.01 | 0.01 |
| Ending Market Value | \$4,602,684.04 | \$4,602,684.04 | \$9,182.47 | \$9,182.47 |
| Accruals | -- | -- | 1,357.97 | 1,357.97 |
| Market Value with Accruals | -- | -- | \$10,540.44 | \$10,540.44 |

| Tax Summary | Current Period Value | Year-to-Date Value | Current Period Value | Year-to-Date Value |
|------------------------------------|----------------------|--------------------|----------------------|-----------------------------|
| Domestic Dividends/Distributions | 6,558.47 | 78,638.23 | | 35,060.46 |
| Foreign Dividends | 163.10 | 1,455.43 | 1,477.27 | (2,047.37) |
| Interest Income | 4.20 | 42.13 | 17,371.38 | 220,710.23 |
| Original Issue Discount | | 313.59 | | |
| Taxable Income | \$6,725.77 | \$80,449.38 | \$18,848.65 | \$253,723.32 |
| Specialty Asset Income | 3,100.69 | 72,002.72 | | |
| Other Income & Receipts | \$3,100.69 | \$72,002.72 | | |
| | | | | To-Date Value |
| | | | | \$704,967.17 |
| | | | | Unrealized Gain/Loss |



WEB MADDOX TRUST ACCT. R77350008
For the Period 3/1/14 to 3/31/14

Account Summary CONTINUED

| Cost Summary | Cost |
|---------------------|-----------------------|
| Equity | 2,611,950 74 |
| Cash & Fixed Income | 617,058 39 |
| Total | \$3,229,009.13 |

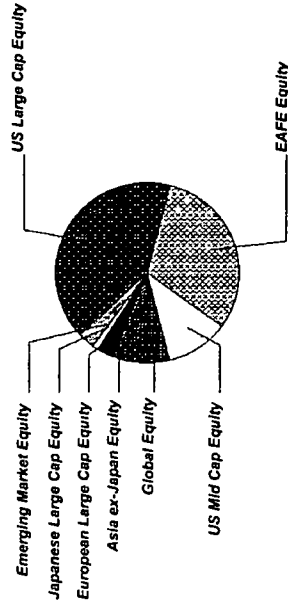


WEB MADDOX TRUST ACCT R77350008
For the Period 3/1/14 to 3/31/14

Equity Summary

| Asset Categories | Beginning Market Value | Ending Market Value | Change In Value | Current Allocation |
|---------------------------|------------------------|-----------------------|----------------------|--------------------|
| US Large Cap Equity | 1,401,308 91 | 1,402,476 76 | 1,167 85 | 29% |
| US Mid Cap Equity | 374,215 04 | 375,150 57 | 935 53 | 8% |
| EAFE Equity | 1,070,304 99 | 1,017,241 32 | (53,063 67) | 22% |
| European Large Cap Equity | 94,499 40 | 91,962 00 | (2,537 40) | 2% |
| Japanese Large Cap Equity | 0 00 | 45,880 79 | 45,880 79 | 1% |
| Asia ex-Japan Equity | 187,563 56 | 143,797 24 | (43,766 32) | 3% |
| Emerging Market Equity | 46,116 88 | 45,124 89 | (991 99) | 1% |
| Global Equity | 194,667 48 | 194,991 03 | 323 55 | 4% |
| Total Value | \$3,368,676.26 | \$3,316,624.60 | (\$52,051.66) | 70% |


Asset Categories



Equity as a percentage of your portfolio - 70 %

Market Value/Cost

| | Current Period Value |
|-------------------------|----------------------|
| Market Value | 3,316,624 60 |
| Tax Cost | 2,611,950 74 |
| Unrealized Gain/Loss | 704,673 86 |
| Estimated Annual Income | 51,281 00 |
| Accrued Dividends | 924 85 |
| Yield | 1 54 % |



WEB MADDOX TRUST ACCT. R77350008
For the Period 3/1/14 to 3/31/14

Note P indicates position adjusted for Pending Trade Activity

** Unrealized Gain/Loss is shown as "N/A" in cases where we do not have appropriate cost information for all tax lots comprising the position Please contact your J.P. Morgan team for additional information

Equity Detail

| | Price | Quantity | Value | Adjusted Tax Cost Original Cost | Unrealized Gain/Loss | Est Annual Inc Accrued Div | Yield |
|---|--------|----------|-----------|------------------------------------|-------------------------|-------------------------------|-------|
| US Large Cap Equity | | | | | | | |
| ACCENTURE PLC-CL A G1151C-10-1 ACN | 79 72 | 46 000 | 3,667 12 | 3,852 27 | (185 15) | 85 56 | 2 33% |
| ACE LTD NEW H0023R-10-5 ACE | 99 06 | 145 000 | 14,363 70 | 8,635 81 | 5,727 89 | 365 40 77 65 | 2 54% |
| ADOBE SYSTEMS INC 00724F-10-1 ADBE | 65 74 | 127 000 | 8,348 98 | 4,475 39 | 3,873 59 | | |
| P ALEXION PHARMACEUTICALS INC 015351-10-9 ALXN | 152 13 | 35 000 | 5,324 55 | 3,908 70 | 1,415 85 | | |
| ALLERGAN INC 018490-10-2 AGN | 124 10 | 55 000 | 6,825 50 | 5,181 23 | 1,644 27 | 11 00 | 0 16% |
| ALLIANCE DATA SYSTEMS CORP 018581-10-8 ADS | 272 45 | 21 000 | 5,721 45 | 3,707 76 | 2,013 69 | | |
| AMAZON COM INC 023135-10-6 AMZN | 336 37 | 32 000 | 10,763 68 | 8,469 68 | 2,294 00 | | |
| ANADARKO PETROLEUM CORP 032511-10-7 APC | 84 76 | 128 000 | 10,849 28 | 9,651 81 | 1,197 47 | 92 16 | 0 85% |
| APPLE INC. 037833-10-0 AAPL | 536 74 | 58 000 | 31,130 92 | 14,872 14 | 16,258 78 | 707 60 | 2 27% |
| ARCHER DANIELS MIDLAND CO 039483-10-2 ADM | 43 39 | 99 000 | 4,295 61 | 3,318 68 | 976 93 | 95 04 | 2 21% |

J.P. Morgan



WEB MADDOX TRUST ACCT R77350008
For the Period 3/1/14 to 3/31/14

| | Price | Quantity | Value | Adjusted Tax Cost Original Cost | Unrealized Gain/Loss | Est. Annual Inc Accrued Div | Yield |
|--|--------|------------|-----------|------------------------------------|-------------------------|--------------------------------|-------|
| US Large Cap Equity | | | | | | | |
| AUTOZONE INC 053332-10-2 AZO | 537 10 | 16 000 | 8,593 60 | 5,119 57 | 3,474 03 | | |
| AVAGO TECHNOLOGIES LTD Y0486S-10-4 AVGO | 64 41 | 301 000 | 19,387 41 | 10,765 31 | 8,622 10 | 325 08 | 1 68% |
| BANK OF AMERICA CORP 060505-10-4 BAC | 17 20 | 1,324 000 | 22,772 80 | 19,661 81 | 3,110 99 | 52 96 | 0 23% |
| BARC REN SPX 09/04/14 2 XLEV- 7 85%CAP- 15 70% MAXPYMT INITIAL LEVEL-08/16/13 SPX 1655 83 06741T-D4-6 | 111 71 | 55,000 000 | 61,440 50 | 54,450 00 | 6,990 50 | | |
| P BIOGEN IDEC INC 09062X-10-3 BIIB | 305 87 | 38 000 | 11,623 06 | 2,182 41 | 9,440 65 | | |
| BRISTOL MYERS SQUIBB CO 110122-10-8 BMY | 51 95 | 384 000 | 19,948 80 | 15,727 13 | 4,221 67 | 552 96 | 2 77% |
| CAPITAL ONE FINANCIAL CORP 14040H-10-5 COF | 77 16 | 123 000 | 9,490 68 | 6,648.77 | 2,841 91 | 147 60 | 1 56% |
| CBS CORP CLASS B W/I 124857-20-2 CBS | 61 80 | 130 000 | 8,034 00 | 6,858 83 | 1,175 17 | 62.40 15 60 | 0 78% |
| P CELGENE CORPORATION 151020-10-4 CELG | 139 60 | 58 000 | 8,096 80 | 3,270.31 | 4,826 49 | | |
| CERNER CORP 156782-10-4 CERN | 56 25 | 106 000 | 5,962 50 | 4,712.13 | 1,250 37 | | |
| CHENIERE ENERGY INC 16411R-20-8 LNG | 55 35 | 106 000 | 5,867 10 | 2,017 27 | 3,849 83 | | |
| CISCO SYSTEMS INC 17275R-10-2 CSCO | 22 42 | 520 000 | 11,655 80 | 11,828 84 | (173 04) | 395 20 | 3 39% |



WEB MADDOX TRUST ACCT R77350008
For the Period 3/1/14 to 3/31/14

| | Price | Quantity | Value | Adjusted Tax Cost Original Cost | Unrealized Gain/Loss | Est Annual Inc Accrued Div | Yield |
|---|--------|------------|-----------|------------------------------------|-------------------------|-------------------------------|--------|
| US Large Cap Equity | | | | | | | |
| CITIGROUP INC NEW 172967-42-4 C | 47 60 | 379 000 | 18,040 40 | 14,195 07 | 3,845 33 | 15 16 | 0 08 % |
| COLGATE PALMOLIVE CO 194162-10-3 CL | 64 87 | 133 000 | 8,627 71 | 8,209 98 | 417 73 | 191 52 | 2 22 % |
| COMCAST CORP CL A 20030N-10-1 CMCS A | 50 04 | 414 000 | 20,716 56 | 10,221 91 | 10,494 65 | 372 60 93 15 | 1 80 % |
| CONSTELLATION BRANDS INC A 21036P-10-8 STZ | 84 97 | 73 000 | 6,202 81 | 6,066 83 | 135 98 | | |
| COSTCO WHOLESALE CORP 22160K-10-5 COST | 111 68 | 35 000 | 3,908 80 | 4,279 00 | (370 20) | 43 40 | 1 11 % |
| CS CYCLICAL SECT REL PERF NT 2/25/15 1 09 XLEV BASKET UPSIDE- UNCAPPED 1 1 SPX DOWNSIDE 2/7/14 SPX-1797 02 BSKT IXM 212 50 IXI 504 93 IXT 351 01 22547Q-HK-5 | 103 49 | 45,000 000 | 46,572 30 | 44,550 00 | 2,022 30 | | |
| CSX CORP 126408-10-3 CSX | 28 97 | 320 000 | 9,270 40 | 6,928 38 | 2,342 02 | 192 00 | 2 07 % |
| CVS CAREMARK CORPORATION 126650-10-0 CVS | 74 86 | 126 000 | 9,432 36 | 8,038 54 | 1,393 82 | 138 60 | 1 47 % |
| DISH NETWORK CORP CL A 25470M-10-9 DISH | 62 21 | 150 000 | 9,331 50 | 5,611 45 | 3,720 05 | | |
| DOMINION RESOURCES INC VA 25746U-10-9 D | 70 99 | 88 000 | 6,247 12 | 6,165 44 | 81 68 | 211 20 | 3 38 % |
| DOW CHEMICAL CO 260543-10-3 DOW | 48 59 | 230 000 | 11,175 70 | 7,706 62 | 3,469 08 | 340 40 85 10 | 3 05 % |



WEB MADDOX TRUST ACCT. R77350008
For the Period 3/1/14 to 3/31/14

| | Price | Quantity | Value | Adjusted Tax Cost Original Cost | Unrealized Gain/Loss | Est Annual Inc Accrued Div. | Yield |
|---|----------|-----------|-----------|------------------------------------|-------------------------|--------------------------------|--------|
| US Large Cap Equity | | | | | | | |
| E M C CORP MASS 268648-10-2 EMC | 27 41 | 136 000 | 3,727 76 | 3,574 49 | 153 27 | 54 40 13 60 | 1 46 % |
| P EATON CORP PLC G29183-10-3 ETN | 75 12 | 141 000 | 10,591 92 | 10,325 67 | 266 25 | 276 36 | 2 61 % |
| EBAY INC 278642-10-3 EBAY | 55 24 | 217 000 | 11,987 08 | 11,769 67 | 217 41 | | |
| EDGEWOOD GROWTH FUND-INS 0075W0-75-9 EGFIX | 18 62 | 4,220 698 | 78,589 40 | 48,580 23 | 30,009 17 | | |
| EMERSON ELECTRIC CO 291011-10-4 EMR | 66 80 | 124 000 | 8,283 20 | 6,663 69 | 1,619 51 | 213 28 | 2 57 % |
| EOG RESOURCES INC 26875P-10-1 EOG | 196 17 | 34 000 | 6,669 78 | 4,574 97 | 2,094 81 | 34 00 | 0 51 % |
| EXXON MOBIL CORP 30231G-10-2 XOM | 97 68 | 252 000 | 24,615 36 | 21,622 87 | 2,992 49 | 635 04 | 2 58 % |
| FLUOR CORP 343412-10-2 FLR | 77 73 | 233 000 | 18,111 09 | 13,245 83 | 4,865 26 | 195 72 48 93 | 1 08 % |
| FREEPORT-MCMORAN COPPER & GOLD INC CL B 35671D-85-7 FCX | 33 07 | 357 000 | 11,805 99 | 11,998 49 | (192 50) | 446 25 | 3 78 % |
| GENERAL MILLS INC 370334-10-4 GIS | 51 82 | 141 000 | 7,306 62 | 5,318 94 | 1,987 68 | 231 24 | 3 16 % |
| GENERAL MOTORS CO 37045V-10-0 GM | 34 42 | 405 000 | 13,940 10 | 12,131 46 | 1,808 64 | 486 00 | 3 49 % |
| GOOGLE INC CL A 38259P-50-8 GOOG | 1,114 51 | 27 000 | 30,091 77 | 20,987 76 | 9,104 01 | | |



WEB MADDOX TRUST ACCT. R77350008
For the Period 3/1/14 to 3/31/14

| | Price | Quantity | Value | Adjusted Tax Cost Original Cost | Unrealized Gain/Loss | Est Annual Inc Accrued Div | Yield |
|---|--------|----------|-----------|------------------------------------|-------------------------|-------------------------------|--------|
| US Large Cap Equity | | | | | | | |
| HARTFORD FINANCIAL SERVICES GROUP INC 416515-10-4 HIG | 35 27 | 189 000 | 6,666 03 | 5,707 78 | 958 25 | 113 40 28 35 | 1 70 % |
| HOME DEPOT INC 437076-10-2 HD | 79 13 | 208 000 | 16,459 04 | 10,080 82 | 6,378 22 | 391 04 | 2 38 % |
| HONEYWELL INTERNATIONAL INC 438516-10-6 HON | 92 76 | 257 000 | 23,839 32 | 14,858 85 | 8,980 47 | 462 60 | 1 94 % |
| HUMANA INC 444859-10-2 HUM | 112 72 | 71 000 | 8,003 12 | 5,889 41 | 2,113 71 | 76 68 19 17 | 0 96 % |
| INTERCONTINENTALEXCHANGE GROUP, INC 45866F-10-4 ICE | 197 83 | 33 000 | 6,528 39 | 5,601 65 | 926 74 | 85 80 | 1 31 % |
| INVESCO LTD G491BT-10-8 IVZ | 37 00 | 88 000 | 3,256 00 | 2,097 75 | 1,158 25 | 79 20 | 2 43 % |
| JOHNSON & JOHNSON 478160-10-4 JNJ | 98 23 | 391 000 | 38,407 93 | 31,003 29 | 7,404 64 | 1,032 24 | 2 69 % |
| JOHNSON CONTROLS INC 478366-10-7 JCI | 47 32 | 189 000 | 8,943 48 | 6,251 92 | 2,691 56 | 166 32 41 58 | 1 86 % |
| KLA-TENCOR CORP 482480-10-0 KLAC | 69 14 | 51 000 | 3,526 14 | 3,122 89 | 403 25 | 91 80 | 2 60 % |
| LAM RESEARCH CORP 512807-10-8 LRCX | 55 00 | 144 000 | 7,920 00 | 6,043 01 | 1,876 99 | | |
| LOWES COMPANIES INC 548661-10-7 LOW | 48 90 | 317 000 | 15,501 30 | 6,617 62 | 8,883 68 | 228 24 | 1 47 % |
| MARATHON OIL CORP 565849-10-6 MRO | 35 52 | 164 000 | 5,825 28 | 5,934 23 | (108 95) | 124 64 | 2 14 % |
| MARSH & MCLENNAN COMPANIES INC 571748-10-2 MMC | 49 30 | 171 000 | 8,430 30 | 7,759 17 | 671 13 | 171 00 | 2 03 % |



WEB MADDOX TRUST ACCT R77350008
For the Period 3/1/14 to 3/31/14

| | Price | Quantity | Value | Adjusted Tax Cost Original Cost | Unrealized Gain/Loss | Est Annual Inc Accrued Div | Yield |
|---|--------|----------|-----------|------------------------------------|-------------------------|-------------------------------|-------|
| US Large Cap Equity | | | | | | | |
| MASCO CORP 574599-10-6 MAS | 22 21 | 475 000 | 10,549 75 | 6,988 85 | 3,560 90 | 142 50 | 1 35% |
| MASTERCARD INC - CLASS A 57636Q-10-4 MA | 74 70 | 210 000 | 15,687 00 | 6,274 74 | 9,412 26 | 92 40 | 0 59% |
| MCKESSON CORP 58155Q-10-3 MCK | 176 57 | 31 000 | 5,473 67 | 5,043 37 | 430 30 | 29 76 11 76 | 0 54% |
| MERCK AND CO INC 58933Y-10-5 MRK | 56 77 | 277 000 | 15,725 29 | 12,589 46 | 3,135 83 | 487 52 100 32 | 3 10% |
| METLIFE INC 59156R-10-8 MET | 52 80 | 344 000 | 18,163 20 | 12,208 76 | 5,954 44 | 378 40 | 2 08% |
| METTLER TOLEDO INTERNATIONAL INC 592688-10-5 MTD | 235 68 | 22 000 | 5,184 96 | 4,609 29 | 575 67 | | |
| MICROSOFT CORP 594918-10-4 MSFT | 40 99 | 587 000 | 24,061 13 | 18,358 16 | 5,702 97 | 657 44 | 2 73% |
| MONDELEZ INTERNATIONAL-W/I 609207-10-5 MDLZ | 34 55 | 239 000 | 8,257 45 | 5,722 27 | 2,535 18 | 133 84 33 46 | 1 62% |
| MONSANTO CO 61166W-10-1 MON | 113 77 | 94 000 | 10,694 38 | 10,148 42 | 545 96 | 161 68 | 1 51% |
| MORGAN STANLEY 617446-44-8 MS | 31 17 | 444 000 | 13,839 48 | 9,784 61 | 4,054 87 | 88 80 | 0 64% |
| NEXTERA ENERGY INC 65339F-10-1 NEE | 95.62 | 86 000 | 8,223 32 | 6,867 65 | 1,355 67 | 249 40 | 3.03% |
| NISOURCE INC 65473P-10-5 NI | 35 53 | 172 000 | 6,111 16 | 5,365 43 | 745.73 | 172 00 | 2 81% |
| OCCIDENTAL PETROLEUM CORP 674599-10-5 OXY | 95 29 | 164 000 | 15,627 56 | 14,116 49 | 1,511 07 | 472 32 118 08 | 3 02% |



WEB MADDOX TRUST ACCT. R77350008
For the Period 3/1/14 to 3/31/14

| | Price | Quantity | Value | Adjusted Tax Cost Original Cost | Unrealized Gain/Loss | Est Annual Inc Accrued Div | Yield |
|--|----------|----------|------------|------------------------------------|-------------------------|-------------------------------|-------|
| US Large Cap Equity | | | | | | | |
| OMEGA ALPHA INC *** WORTHLESS SECURITY *** 682069-10-9 | | 21 000 | | N/A ** | N/A | | |
| ORACLE CORP 68389X-10-5 ORCL | 40 91 | 360 000 | 14,727 60 | 9,418 98 | 5,308 62 | 172 80 | 1 17% |
| PACCAR INC 693718-10-8 PCAR | 67 44 | 227 000 | 15,308 88 | 8,576 94 | 6,731 94 | 181 60 | 1 19% |
| PERRIGO CO LTD G97822-10-3 PRGO | 154 66 | 59 000 | 9,124 94 | 9,165 05 | (40 11) | 24 78 | 0 27% |
| PHILIP MORRIS INTERNATIONAL 718172-10-9 PM | 81 87 | 95 000 | 7,777 65 | 8,079.23 | (301 58) | 357 20 89 30 | 4 59% |
| PHILLIPS 66 718546-10-4 PSX | 77 06 | 132 000 | 10,171 92 | 7,710 63 | 2,461 29 | 205 92 | 2 02% |
| PRICELINE.COM INC 741503-40-3 PCLN | 1,191 89 | 7 000 | 8,343 23 | 4,881 27 | 3,461 96 | | |
| PROCTER & GAMBLE CO 742718-10-9 PG | 80 60 | 209 000 | 16,845 40 | 13,447 00 | 3,398 40 | 502 85 | 2 99% |
| QEP RESOURCES INC 74733V-10-0 QEP | 29 44 | 144 000 | 4,239 36 | 4,665 73 | (426 37) | 11 52 | 0 27% |
| QUALCOMM INC 747525-10-3 QCOM | 78 86 | 249,000 | 19,636 14 | 15,259 93 | 4,376 21 | 348 60 | 1 78% |
| SCHLUMBERGER LTD 806857-10-8 SLB | 97 50 | 282 000 | 27,495 00 | 23,536 36 | 3,958 64 | 451 20 117 60 | 1 64% |
| SPDR S&P 500 ETF TRUST 78462F-10-3 SPY | 187 01 | 605 000 | 113,141 05 | 87,266 67 | 25,874 38 | 2,106 61 | 1 86% |
| STATE STREET CORP 857477-10-3 STT | 69 55 | 120 000 | 8,346 00 | 7,106 67 | 1,239 33 | 124 80 31 20 | 1 50% |



WEB MADDOX TRUST ACCT R77350008
For the Period 3/1/14 to 3/31/14

| | Price | Quantity | Value | Adjusted Tax Cost Original Cost | Unrealized Gain/Loss | Est Annual Inc. Accrued Div | Yield |
|---|--------|----------|-----------------------|------------------------------------|-------------------------|---------------------------------------|---------------|
| US Large Cap Equity | | | | | | | |
| TIME WARNER INC NEW 887317-30-3 TWX | 65 33 | 436 000 | 28,483 88 | 13,319 26 | 15,164 62 | 553 72 | 1 94 % |
| TIME WARNER CABLE INC 88732J-20-7 TWC | 137 18 | 42 000 | 5,761 56 | 4,766 71 | 994 85 | 126 00 | 2 19 % |
| UNITEDHEALTH GROUP INC 91324P-10-2 UNH | 81 99 | 233 000 | 19,103 67 | 13,288 62 | 5,815 05 | 260 96 | 1 37 % |
| UNITED TECHNOLOGIES CORP 913017-10-9 UTX | 116 84 | 261 000 | 30,495 24 | 17,892 34 | 12,602 90 | 615 96 | 2 02 % |
| UNITED CONTINENTAL HOLDINGS INC. 910047-10-9 UAL | 44 63 | 181 000 | 8,078 03 | 7,426 95 | 651.08 | | |
| VERIZON COMMUNICATIONS INC 92343V-10-4 VZ | 47 57 | 365 000 | 17,363 05 | 16,057 30 | 1,305 75 | 773 80 | 4 46 % |
| VERTEX PHARMACEUTICALS INC 92532F-10-0 VRTX | 70 72 | 63 000 | 4,455 36 | 2,497 44 | 1,957 92 | | |
| WALT DISNEY CO 254687-10-6 DIS | 80 07 | 135 000 | 10,809 45 | 8,976 49 | 1,832 96 | 116 10 | 1 07 % |
| WELLS FARGO & CO 949746-10-1 WFC | 49 74 | 608 000 | 30,241 92 | 17,678 14 | 12,563 78 | 729 60 | 2 41 % |
| YUM BRANDS INC 988498-10-1 YUM | 75 39 | 162 000 | 12,213 18 | 5,715 26 | 6,497 92 | 239 76 | 1 96 % |
| Total US Large Cap Equity | | | \$1,402,476.76 | \$1,037,862.00 | \$364,614.76 | \$20,962.93 \$924.85 | 1.49 % |



WEB MADDOX TRUST ACCT R77350008
For the Period 3/1/14 to 3/31/14

| | Price | Quantity | Value | Adjusted Tax Cost Original Cost | Unrealized Gain/Loss | Est Annual Inc. Accrued Div | Yield |
|--|--------|------------|---------------------|------------------------------------|-------------------------|--------------------------------|---------------|
| US Mid Cap Equity | | | | | | | |
| ASTON/FAIRPOINTE MID CAP-I 00078H-15-8 ABMI X | 46 88 | 3,266 365 | 153,127 19 | 99,395 49 | 53,731 70 | 199 24 | 0 13 % |
| ISHARES RUSSELL MIDCAP INDEX FUND 464287-49-9 IWR | 154 76 | 573 000 | 88,677 48 | 48,628 72 | 40,048 76 | 1,196 99 | 1 35 % |
| ISHARES CORE S&P MID-CAP ETF 464287-50-7 IJH | 137 47 | 970 000 | 133,345 90 | 85,256 31 | 48,089 59 | 1,763 46 | 1 32 % |
| Total US Mid Cap Equity | | | \$375,150.57 | \$233,280.52 | \$141,870.05 | \$3,159.69 | 0.84 % |
| EAFE Equity | | | | | | | |
| ARTISAN INTL VALUE FUND-INV 04314H-88-1 ARTK X | 36 84 | 4,513 026 | 166,259 88 | 125,687 77 | 40,572 11 | 4,165 52 | 2 51 % |
| BARC BREN MXEA 04/16/14 10%BUFFER-1 50 XLEV- 6 60%CAP 9 9%MAXTRN INITIAL LEVEL-03/28/13 MXEA 1674 60 06741T-RT-6 | 109 87 | 45,000 000 | 49,441 50 | 44,550 00 | 4,891 50 | | |
| CAUSEWAY INTERNATL VALUE-INS 14949P-20-8 CIVI X | 16 18 | 7,125 155 | 115,285 01 | 115,000 00 | 285 01 | 1,168 52 | 1 01 % |
| DODGE & COX INTL STOCK FUND 256206-10-3 DODF X | 44 23 | 4,375 372 | 193,522 70 | 123,467 64 | 70,055 06 | 3,040 88 | 1 57 % |
| ISHARES MSCI EAFE INDEX FUND 464287-46-5 EFA | 67 20 | 4,625 000 | 310,800 00 | 279,882 20 | 30,917 80 | 7,876 37 | 2 53 % |



WEB MADDOX TRUST ACCT. R77350008
For the Period 3/1/14 to 3/31/14

| | Price | Quantity | Value | Adjusted Tax Cost Original Cost | Unrealized Gain/Loss | Est Annual Inc Accrued Div | Yield |
|--|-------|-----------|-----------------------|------------------------------------|-------------------------|-------------------------------|--------------|
| EAFE Equity | | | | | | | |
| OAKMARK INTERNATIONAL FD-I 413838-20-2 OAKI X | 26 53 | 6,857 604 | 181,932 23 | 170,000 00 | 11,932 23 | 2,989 91 | 1 64% |
| Total EAFE Equity | | | \$1,017,241.32 | \$858,587.61 | \$158,653.71 | \$19,241.20 | 1.89% |
| European Large Cap Equity | | | | | | | |
| VANGUARD FTSE EUROPE ETF 922042-87-4 VGK | 58 95 | 1,560 000 | 91,962 00 | 90,164 02 | 1,797 98 | 3,539 64 | 3 85% |
| Japanese Large Cap Equity | | | | | | | |
| BROWN ADV JAPAN ALPHA OPP-IS 115233-57-9 BAFJ X | 9 85 | 4,657 948 | 45,880 79 | 46,300 00 | (419 21) | | |
| Asia ex-Japan Equity | | | | | | | |
| ISHARES MSCI ALL COUNTRY ASIA EX JAPAN INDEX FUND 464288-18-2 AAXJ | 59 09 | 1,575 000 | 93,066 75 | 81,176 86 | 11,889 89 | 1,678 95 | 1 80% |
| T ROWE PRICE NEW ASIA 77956H-50-0 PRAS X | 16 20 | 3,131 512 | 50,730 49 | 51,279 73 | (549 24) | 469 72 | 0 93% |
| Total Asia ex-Japan Equity | | | \$143,797.24 | \$132,456.59 | \$11,340.65 | \$2,148.67 | 1.49% |



WEB MADDOX TRUST ACCT R77350008
For the Period 3/1/14 to 3/31/14

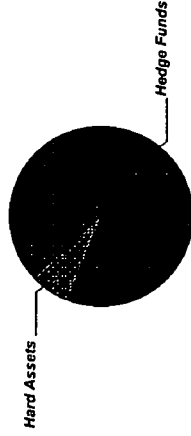
| | Price | Quantity | Value | Adjusted Tax Cost Original Cost | Unrealized Gain/Loss | Est Annual Inc Accrued Div | Yield |
|--|-------|------------|------------|------------------------------------|-------------------------|-------------------------------|-------|
| Emerging Market Equity | | | | | | | |
| JPM CHINA REGION FD - SEL FUND 3810 4812A3-52-8 JCHS X | 20.47 | 2,204,440 | 45,124.89 | 42,700.00 | 2,424.89 | 233.67 | 0.52% |
| Global Equity | | | | | | | |
| JPM GLOBAL RES ENH INDEX FD - SEL FUND 3457 46637K-51-3 JEIT X | 18.08 | 10,784,902 | 194,991.03 | 170,600.00 | 24,391.03 | 1,995.20 | 1.02% |



WEB MADDOX TRUST ACCT R77350008
For the Period 3/1/14 to 3/31/14

Alternative Assets Summary

| Asset Categories | Beginning Estimated Value | Ending Estimated Value | Change In Value | Current Allocation |
|--------------------|---------------------------|------------------------|-------------------|--------------------|
| Hedge Funds | 619,152.15 | 620,680.96 | 1,528.81 | 13% |
| Hard Assets | 46,120.00 | 45,763.50 | (356.50) | 1% |
| Total Value | \$665,272.15 | \$666,444.46 | \$1,172.31 | 14% |



Alternative Assets Detail

Alternative Assets as a percentage of your portfolio - 14 %

| Hedge Funds | Price | Quantity | Estimated Value | Cost |
|---|-------|-----------|-----------------|------------|
| FUNDVANTAGE TR ABS RTR INSTL 360873-13-7 GARI X | 13.26 | 8,965.165 | 118,878.09 | 115,931.33 |
| GATEWAY FUND-Y 367829-88-4 GTEY X | 29.03 | 4,455.705 | 129,349.12 | 120,967.42 |



WEB MADDOX TRUST ACCT. R77350008
For the Period 3/1/14 to 3/31/14

| | Price | Quantity | Estimated Value | Cost |
|--|-------|------------|---------------------|---------------------|
| Hedge Funds | | | | |
| GOLDMAN SACHS TR STRG INCM INST 38145C-64-6 GSZI X | 10.64 | 8,520,599 | 90,659.17 | 91,000.00 |
| INV BALANCED-RISK ALLOC-Y 00141V-69-7 ABRY X | 12.07 | 9,931,162 | 119,869.13 | 128,637.84 |
| PIMCO UNCONSTRAINED BOND-P 72201M-45-3 PUCP X | 11.17 | 10,771,882 | 120,321.92 | 124,901.09 |
| THE ARBITRAGE FUND-I 03875R-20-5 ARBN X | 12.79 | 3,252,817 | 41,603.53 | 42,718.06 |
| Total Hedge Funds | | | \$620,680.96 | \$624,155.74 |

| | Price | Quantity | Estimated Value | Cost | Est Annual Income Accrued Income |
|--|--------|------------|-----------------|-----------|-------------------------------------|
| Hard Assets | | | | | |
| BARC BEN BRENT 09/29/14 LNKD TO CO1 85% BARRIER- 5.47%CPN 15%CAP INITIAL LEVEL-09/13/13 112.63 06741T-K8-9 | 102.28 | 20,000,000 | 20,456.00 | 19,800.00 | |



WEB MADDOX TRUST ACCT R77350008
For the Period 3/1/14 to 3/31/14

| | Price | Quantity | Estimated Value | Cost | Est Annual Income Accrued Income |
|--|--------|------------|--------------------|--------------------|-------------------------------------|
| Hard Assets | | | | | |
| BARC BREN PLDMLNPM 2/17/15 10% BUFFER-1 21%XLEV 12 10%MAX-10%CAP PLDMLNPM 726 20 06741T-4X-2 | 101 23 | 25,000 000 | 25,307 50 | 24,750 00 | |
| Total Hard Assets | | | \$45,763.50 | \$44,550.00 | |



WEB MADDOX TRUST ACCT R77350008
For the Period 3/1/14 to 3/31/14

Cash & Fixed Income Summary

| Asset Categories | Beginning Market Value | Ending Market Value | Change In Value | Current Allocation |
|--------------------|------------------------|---------------------|--------------------|--------------------|
| Cash | 122,131 58 | 169,522 32 | 47,390 74 | 4% |
| US Fixed Income | 451,710 19 | 450,090 66 | (1,619 53) | 10% |
| Total Value | \$573,841.77 | \$619,612.98 | \$45,771.21 | 14% |

| Market Value/Cost | Current Period Value |
|-------------------------|----------------------|
| Market Value | 619,612 98 |
| Tax Cost | 617,058 39 |
| Unrealized Gain/Loss | 2,554 59 |
| Estimated Annual Income | 18,580 71 |
| Accrued Interest | 433 12 |
| Yield | 2.99% |

SUMMARY BY MATURITY

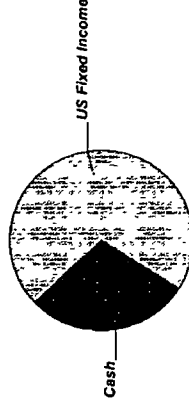
| Cash & Fixed Income | Market Value | % of Bond Portfolio |
|-------------------------|--------------|---------------------|
| 0-6 months ¹ | 619,612 98 | 100% |

¹ The years indicate the number of years until the bond is scheduled to mature based on the statement end date. Some bonds may be called, or paid in full, before their stated maturity.

SUMMARY BY TYPE

| Cash & Fixed Income | Market Value | % of Bond Portfolio |
|---------------------|---------------------|---------------------|
| Cash | 169,522 32 | 27% |
| Mutual Funds | 450,090 66 | 73% |
| Total Value | \$619,612.98 | 100% |

Cash & Fixed Income as a percentage of your portfolio - 14 %





WEB MADDOX TRUST ACCT. R77350008
For the Period 3/1/14 to 3/31/14

Note ¹ This is the Annual Percentage Yield (APY) which is the rate earned on deposit for a full year with compounding, there is no change in the interest rate and all interest is left in the account

Cash & Fixed Income Detail

| | Price | Quantity | Value | Adjusted Tax Cost Original Cost | Unrealized Gain/Loss | Est Annual Income Accrued Interest | Yield |
|--|-------|------------|---------------------|------------------------------------|-------------------------|---------------------------------------|---------------------|
| Cash | | | | | | | |
| US DOLLAR PRINCIPAL | 1 00 | 169,105 31 | 169,105 31 | 169,105 31 | | 50 73 | 0 03 % ¹ |
| COST OF PENDING PURCHASES | 1 00 | (4,321 58) | (4,321 58) | (4,321 58) | | | |
| PROCEEDS FROM PENDING SALES | 1 00 | 4,738 59 | 4,738 59 | 4,738 59 | | | |
| Total Cash | | | \$169,522.32 | \$169,522.32 | \$0 00 | \$50.73 | 0.03 % |
| US Fixed Income | | | | | | | |
| DOUBLELINE TOTAL RET BD-I 258620-10-3 | 10 90 | 10,502 46 | 114,476 81 | 116,777 92 | (2,301 11) | 5,870 87 | 5 13 % |
| EATON VANCE FLOATING RATE-I 277911-49-1 | 9 16 | 8,631 50 | 79,064 55 | 75,961 99 | 3,102 56 | 3,046 91 | 3 85 % |
| JPM HIGH YIELD FD - SEL FUND 3580 4812C0-80-3 | 8 08 | 8,804 42 | 71,139 67 | 71,732 15 | (592 48) | 4,287 75 369 79 | 6 03 % |
| JPM SHORT DURATION BOND FD - SEL FUND 3133 4812C1-33-0 | 10 89 | 10,554 91 | 114,942 93 | 114,995 01 | (52 08) | 1,066 04 63 33 | 0 93 % |



WEB MADDOX TRUST ACCT R77350008
For the Period 3/1/14 to 3/31/14

| | Price | Quantity | Value | Adjusted Tax Cost | | Unrealized Gain/Loss | Est Annual Income | | Yield |
|--|-------|----------|---------------------|---------------------|-------------------|-------------------------|-------------------|--------------|-------|
| | | | | Original Cost | | | Accrued Interest | | |
| US Fixed Income | | | | | | | | | |
| BLACKROCK HIGH YIELD BOND 091929-63-8 | 8.34 | 8,449.25 | 70,466.70 | 68,069.00 | 2,397.70 | 4,258.41 | 4,258.41 | 6.04% | |
| Total US Fixed Income | | | \$450,090.66 | \$447,536.07 | \$2,554.59 | \$18,529.98 | \$433.12 | 4.12% | |



WEB MADDOX TRUST ACCT R77350008
For the Period 3/1/14 to 3/31/14

Specialty Assets Summary

| Asset Categories | Beginning Estimated Value | Ending Estimated Value | Change In Value | Current Allocation |
|------------------|---------------------------|------------------------|-----------------|--------------------|
| Oil & Gas | 1.00 | 1.00 | 0.00 | 1% |

Specialty Assets Detail

| | Estimated Value | Gross Income | Production Tax | Expenses | Net Income | Depletion | Net Income After Depletion |
|--|-----------------|--------------|----------------|------------|------------|------------|----------------------------|
| Oil & Gas | | | | | | | |
| US DOLLAR INCOME | | | | | | | |
| 188 AC J M DANIEL TARRANT TX DANIEL, J M 395 TARRANT, TEXAS MINERAL INTEREST Bearer 997720-45-6 | 1.00 1.00 | 7,228.43 | (66.05) | (1,843.22) | 5,319.16 | (1,084.27) | 4,234.89 |
| 440029506 OLCOTT NORTH A UNIT #1H A-395, J M DANIEL SVY, TARRANT CO, TX | | 1,253.99 | (0.23) | (447.41) | 806.35 | (188.10) | 618.25 |
| 440029743 OLCOTT NORTH A UNIT #2H A-395, J M DANIEL SVY, TARRANT CO, TX | | 1,534.20 | (0.27) | (545.32) | 988.61 | (230.13) | 758.48 |
| 440029745 OLCOTT NORTH A UNIT #4H A-395, J M DANIEL SVY, TARRANT CO, TX | | | | | | | |



WEB MADDOX TRUST ACCT R77350008
For the Period 3/1/14 to 3/31/14

| | Estimated Value Estimated Cost | Gross Income | Production Tax | Expenses | Net Income | Depletion | Net Income After Depletion |
|---|-----------------------------------|-----------------|-------------------|--------------|---------------|--------------|-------------------------------|
| Oil & Gas | | | | | | | |
| 530002888 WHIZ Q EAST UNIT 5H J M DANIEL 395 TARRANT, TEXAS | | 257 23 | (0 05) | | 257 18 | (38 58) | 218 60 |
| 530003727 BLAIR EAST UNIT 2H TARRANT, TEXAS | | 166 78 | (0 03) | | 166 75 | (25 02) | 141 73 |
| 530004784 BLAIR EAST UNIT 3H TARRANT, TEXAS | | 196 74 | (0 04) | | 196 70 | (29 51) | 167 19 |
| 530004785 BLAIR EAST UT #4H TARRANT, TEXAS | | 434 43 | (5 15) | | 429 28 | (65 17) | 364 11 |
| 530007068 WHIZ Q EAST UNIT 11H TARRANT, TEXAS | | 761 36 | (5 61) | | 755 75 | (114 20) | 641 55 |
| 530007380 BLAIR EAST UNIT 1H TARRANT, TEXAS | | 231 19 | (2 10) | | 229 09 | (34 68) | 194 41 |
| 530007381 BLAIR EAST UNIT 5H TARRANT, TEXAS | | 2,392 51 | (52 57) | (850 49) | 1,489 45 | (358 88) | 1,130 57 |
| 530007382 OLCOTT NORTH A UNIT #12H TARRANT, TEXAS | | \$7,228 43 | (\$66.05) | (\$1,843.22) | \$5,319 16 | (\$1,084.27) | \$4,234 89 |
| Total Value | | \$1.00 | (\$66.05) | (\$1,843.22) | \$5,319 16 | (\$1,084.27) | \$4,234 89 |
| Total Oil & Gas | \$1.00 | \$7,228 43 | (\$66.05) | (\$1,843.22) | \$5,319 16 | (\$1,084.27) | \$4,234 89 |
| | \$1.00 | | | | | | |



WEB MADDOX TRUST ACCT R77350008
 For the Period 3/1/14 to 3/31/14

Other Summary

| Asset Categories | Beginning Estimated Value | Ending Estimated Value | Change In Value | Current Allocation |
|------------------|---------------------------|------------------------|-----------------|--------------------|
| Other | 1.00 | 1.00 | 0.00 | 1% |

| Market Value/Cost | Current Period Value |
|-------------------|----------------------|
| Estimated Value | 1.00 |

Note ** Unrealized Gain/Loss is shown as "N/A" in cases where we do not have appropriate cost information for all tax lots comprising the position. Please contact your J.P. Morgan team for additional information.

Other Detail

| Other | Price | Quantity | Value | Adjusted Cost Original Cost | Unrealized Gain/Loss | Accruals |
|--|--------|----------|-------|--------------------------------|-------------------------|----------|
| COPYRIGHT #A723157 ON A BOOK "THE BLACK SHEEP" Z03859-00-8 | 100.00 | 1.000 | 1.00 | N/A ** | N/A | |