



See a Social Security Number? Say Something!
Report Privacy Problems to <https://public.resource.org/privacy>
Or call the IRS Identity Theft Hotline at 1-800-908-4490



Return of Private Foundation
or Section 4947(a)(1) Trust Treated as Private Foundation

2013

Department of the Treasury
Internal Revenue Service

▶ **Do not enter Social Security numbers on this form as it may be made public.**
▶ **Information about Form 990-PF and its separate instructions is at www.irs.gov/form990pf.**

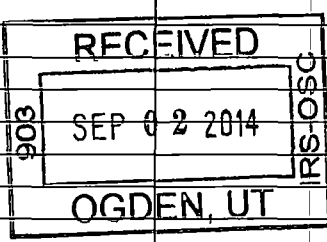
Open to Public Inspection

For calendar year 2013 or tax year beginning **APRIL 01** , **2013**, and ending **MARCH 31** , **20** **14**

Name of foundation SABEL FOUNDATION		A Employer identification number 58-6039409
Number and street (or P O box number if mail is not delivered to street address) 6053 ARLINGTON EXPY	Room/suite	B Telephone number (see instructions) 9047243900
City or town, state or province, country, and ZIP or foreign postal code JACKSONVILLE FL32211		C If exemption application is pending, check here ▶ <input type="checkbox"/>
G Check all that apply: <input type="checkbox"/> Initial return <input type="checkbox"/> Initial return of a former public charity <input type="checkbox"/> Final return <input type="checkbox"/> Amended return <input type="checkbox"/> Address change <input type="checkbox"/> Name change		D 1. Foreign organizations, check here ▶ <input type="checkbox"/> 2. Foreign organizations meeting the 85% test, check here and attach computation ▶ <input type="checkbox"/>
H Check type of organization: <input checked="" type="checkbox"/> Section 501(c)(3) exempt private foundation <input type="checkbox"/> Section 4947(a)(1) nonexempt charitable trust <input type="checkbox"/> Other taxable private foundation		E If private foundation status was terminated under section 507(b)(1)(A), check here ▶ <input type="checkbox"/>
I Fair market value of all assets at end of year (from Part II, col. (c), line 16) ▶ \$ 542,359	J Accounting method: <input checked="" type="checkbox"/> Cash <input type="checkbox"/> Accrual <input type="checkbox"/> Other (specify) _____	F If the foundation is in a 60-month termination under section 507(b)(1)(B), check here ▶ <input type="checkbox"/>
(Part I, column (d) must be on cash basis)		

Part I Analysis of Revenue and Expenses (The total of amounts in columns (b), (c), and (d) may not necessarily equal the amounts in column (a) (see instructions))		(a) Revenue and expenses per books	(b) Net investment income	(c) Adjusted net income	(d) Disbursements for charitable purposes (cash basis only)
Revenue	1 Contributions, gifts, grants, etc., received (attach schedule)				
	2 Check ▶ <input type="checkbox"/> if the foundation is not required to attach Sch B				
	3 Interest on savings and temporary cash investments				
	4 Dividends and interest from securities	11,695	11,695	11,695	
	5a Gross rents				
	b Net rental income or (loss)				
	6a Net gain or (loss) from sale of assets not on line 10	99,340			
	b Gross sales price for all assets on line 6a				
	7 Capital gain net income (from Part IV, line 2)		99,340		
	8 Net short-term capital gain			12,073	
	9 Income modifications				
	10a Gross sales less returns and allowances				
b Less: Cost of goods sold					
c Gross profit or (loss) (attach schedule)					
11 Other income (attach schedule)					
12 Total. Add lines 1 through 11	111,035	111,035	23,768		
Operating and Administrative Expenses	13 Compensation of officers, directors, trustees, etc.				
	14 Other employee salaries and wages				
	15 Pension plans, employee benefits				
	16a Legal fees (attach schedule)	30			30
	b Accounting fees (attach schedule)				
	c Other professional fees (attach schedule)	4,419			4,419
	17 Interest				
	18 Taxes (attach schedule) (see instructions)	571			571
	19 Depreciation (attach schedule) and depletion				
	20 Occupancy				
	21 Travel, conferences, and meetings				
	22 Printing and publications				
	23 Other expenses (attach schedule)				
	24 Total operating and administrative expenses. Add lines 13 through 23	5,020			5,020
	25 Contributions, gifts, grants paid	22,000			22,000
26 Total expenses and disbursements. Add lines 24 and 25	27,020			27,020	
27 Subtract line 26 from line 12:					
a Excess of revenue over expenses and disbursements	84,015				
b Net investment income (if negative, enter -0-)		111,035			
c Adjusted net income (if negative, enter -0-)			23,768		

SCANNED SEP 19 2014



14

Part II Balance Sheets		Attached schedules and amounts in the description column should be for end-of-year amounts only (See instructions)		Beginning of year	End of year	
		(a) Book Value	(b) Book Value	(c) Fair Market Value		
Assets	1 Cash—non-interest-bearing	189	1,123	1,123		
	2 Savings and temporary cash investments	8,505	1,163	1,163		
	3 Accounts receivable ▶					
	Less: allowance for doubtful accounts ▶					
	4 Pledges receivable ▶					
	Less: allowance for doubtful accounts ▶					
	5 Grants receivable					
	6 Receivables due from officers, directors, trustees, and other disqualified persons (attach schedule) (see instructions)					
	7 Other notes and loans receivable (attach schedule) ▶					
	Less: allowance for doubtful accounts ▶					
	8 Inventories for sale or use					
	9 Prepaid expenses and deferred charges					
	10a Investments—U S and state government obligations (attach schedule)					
	b Investments—corporate stock (attach schedule) ✓	272,536	444,368	492,181		
	c Investments—corporate bonds (attach schedule) ✓	130,250	48,841	49,015		
	11 Investments—land, buildings, and equipment: basis ▶					
Less: accumulated depreciation (attach schedule) ▶						
12 Investments—mortgage loans						
13 Investments—other (attach schedule)						
14 Land, buildings, and equipment: basis ▶						
Less: accumulated depreciation (attach schedule) ▶						
15 Other assets (describe ▶)						
16 Total assets (to be completed by all filers—see the instructions. Also, see page 1, item I)	411,480	495,495	543,482			
Liabilities	17 Accounts payable and accrued expenses					
	18 Grants payable					
	19 Deferred revenue					
	20 Loans from officers, directors, trustees, and other disqualified persons					
	21 Mortgages and other notes payable (attach schedule)					
	22 Other liabilities (describe ▶)					
	23 Total liabilities (add lines 17 through 22)					
Net Assets or Fund Balances	Foundations that follow SFAS 117, check here and complete lines 24 through 26 and lines 30 and 31. <input type="checkbox"/>					
	24 Unrestricted					
	25 Temporarily restricted					
	26 Permanently restricted					
	Foundations that do not follow SFAS 117, check here and complete lines 27 through 31. <input type="checkbox"/>					
	27 Capital stock, trust principal, or current funds					
	28 Paid-in or capital surplus, or land, bldg., and equipment fund					
	29 Retained earnings, accumulated income, endowment, or other funds	411,480	495,495			
	30 Total net assets or fund balances (see instructions)	411,480	495,495			
31 Total liabilities and net assets/fund balances (see instructions)	411,480	495,495				

Part III Analysis of Changes in Net Assets or Fund Balances			
1 Total net assets or fund balances at beginning of year—Part II, column (a), line 30 (must agree with end-of-year figure reported on prior year's return)		1	411,480
2 Enter amount from Part I, line 27a		2	84,015
3 Other increases not included in line 2 (itemize) ▶		3	0
4 Add lines 1, 2, and 3		4	495,495
5 Decreases not included in line 2 (itemize) ▶ 0		5	0
6 Total net assets or fund balances at end of year (line 4 minus line 5)—Part II, column (b), line 30		6	495,495

Part IV Capital Gains and Losses for Tax on Investment Income

(a) List and describe the kind(s) of property sold (e.g., real estate, 2-story brick warehouse, or common stock, 200 shs MLC Co)		(b) How acquired P—Purchase D—Donation	(c) Date acquired (mo., day, yr.)	(d) Date sold (mo., day, yr.)
1a SEE ATTACHED LIST				
b				
c				
d				
e				
(e) Gross sales price	(f) Depreciation allowed (or allowable)	(g) Cost or other basis plus expense of sale	(h) Gain or (loss) (e) plus (f) minus (g)	
a				
b				
c				
d				
e				
Complete only for assets showing gain in column (h) and owned by the foundation on 12/31/69				(i) Gains (Col. (h) gain minus col. (k), but not less than -0-) or Losses (from col. (h))
(f) FMV as of 12/31/69	(j) Adjusted basis as of 12/31/69	(k) Excess of col. (i) over col. (j), if any		
a				
b				
c				
d				
e				
2 Capital gain net income or (net capital loss) { If gain, also enter in Part I, line 7 If (loss), enter -0- in Part I, line 7 }			2	99,340
3 Net short-term capital gain or (loss) as defined in sections 1222(5) and (6); If gain, also enter in Part I, line 8, column (c) (see instructions). If (loss), enter -0- in Part I, line 8			3	12,073

Part V Qualification Under Section 4940(e) for Reduced Tax on Net Investment Income

(For optional use by domestic private foundations subject to the section 4940(a) tax on net investment income.)

If section 4940(d)(2) applies, leave this part blank.

Was the foundation liable for the section 4942 tax on the distributable amount of any year in the base period? Yes No
If "Yes," the foundation does not qualify under section 4940(e). Do not complete this part.

1 Enter the appropriate amount in each column for each year; see the instructions before making any entries.

(a) Base period years Calendar year (or tax year beginning in)	(b) Adjusted qualifying distributions	(c) Net value of noncharitable-use assets	(d) Distribution ratio (col. (b) divided by col. (c))
2012			
2011			
2010			
2009			
2008			
2 Total of line 1, column (d)			2
3 Average distribution ratio for the 5-year base period—divide the total on line 2 by 5, or by the number of years the foundation has been in existence if less than 5 years			3
4 Enter the net value of noncharitable-use assets for 2013 from Part X, line 5			4
5 Multiply line 4 by line 3			5
6 Enter 1% of net investment income (1% of Part I, line 27b)			6
7 Add lines 5 and 6			7
8 Enter qualifying distributions from Part XII, line 4 If line 8 is equal to or greater than line 7, check the box in Part VI, line 1b, and complete that part using a 1% tax rate. See the Part VI instructions.			8

Part VI Excise Tax Based on Investment Income (Section 4940(a), 4940(b), 4940(e), or 4948—see instructions)			
1a	Exempt operating foundations described in section 4940(d)(2), check here <input type="checkbox"/> and enter "N/A" on line 1 Date of ruling or determination letter: _____ (attach copy of letter if necessary—see instructions)		
b	Domestic foundations that meet the section 4940(e) requirements in Part V, check here <input type="checkbox"/> and enter 1% of Part I, line 27b	1	2,220 70
c	All other domestic foundations enter 2% of line 27b. Exempt foreign organizations enter 4% of Part I, line 12, col. (b).		
2	Tax under section 511 (domestic section 4947(a)(1) trusts and taxable foundations only. Others enter -0-)	2	0 00
3	Add lines 1 and 2	3	2,220 70
4	Subtitle A (income) tax (domestic section 4947(a)(1) trusts and taxable foundations only. Others enter -0-)	4	0 00
5	Tax based on investment income. Subtract line 4 from line 3. If zero or less, enter -0-	5	2,220 70
6	Credits/Payments:		
a	2013 estimated tax payments and 2012 overpayment credited to 2013	6a	
b	Exempt foreign organizations—tax withheld at source	6b	
c	Tax paid with application for extension of time to file (Form 8868)	6c	
d	Backup withholding erroneously withheld	6d	
7	Total credits and payments. Add lines 6a through 6d	7	0 00
8	Enter any penalty for underpayment of estimated tax. Check here <input type="checkbox"/> if Form 2220 is attached	8	0 00
9	Tax due. If the total of lines 5 and 8 is more than line 7, enter amount owed	9	2,220 70
10	Overpayment. If line 7 is more than the total of lines 5 and 8, enter the amount overpaid	10	0 00
11	Enter the amount of line 10 to be: Credited to 2014 estimated tax Refunded	11	0 00

Part VII-A Statements Regarding Activities			
		Yes	No
1a	During the tax year, did the foundation attempt to influence any national, state, or local legislation or did it participate or intervene in any political campaign?		✓
b	Did it spend more than \$100 during the year (either directly or indirectly) for political purposes (see Instructions for the definition)? <i>If the answer is "Yes" to 1a or 1b, attach a detailed description of the activities and copies of any materials published or distributed by the foundation in connection with the activities.</i>		✓
c	Did the foundation file Form 1120-POL for this year?		✓
d	Enter the amount (if any) of tax on political expenditures (section 4955) imposed during the year: (1) On the foundation. ▶ \$ _____ (2) On foundation managers. ▶ \$ _____		
e	Enter the reimbursement (if any) paid by the foundation during the year for political expenditure tax imposed on foundation managers. ▶ \$ _____		
2	Has the foundation engaged in any activities that have not previously been reported to the IRS? <i>If "Yes," attach a detailed description of the activities.</i>		✓
3	Has the foundation made any changes, not previously reported to the IRS, in its governing instrument, articles of incorporation, or bylaws, or other similar instruments? <i>If "Yes," attach a conformed copy of the changes</i>		✓
4a	Did the foundation have unrelated business gross income of \$1,000 or more during the year?		✓
b	If "Yes," has it filed a tax return on Form 990-T for this year?		✓
5	Was there a liquidation, termination, dissolution, or substantial contraction during the year? <i>If "Yes," attach the statement required by General Instruction T</i>		✓
6	Are the requirements of section 508(e) (relating to sections 4941 through 4945) satisfied either: • By language in the governing instrument, or • By state legislation that effectively amends the governing instrument so that no mandatory directions that conflict with the state law remain in the governing instrument?	✓	
7	Did the foundation have at least \$5,000 in assets at any time during the year? <i>If "Yes," complete Part II, col. (c), and Part XV</i>	✓	
8a	Enter the states to which the foundation reports or with which it is registered (see instructions) ▶ FLORIDA, GEORGIA		
b	If the answer is "Yes" to line 7, has the foundation furnished a copy of Form 990-PF to the Attorney General (or designate) of each state as required by <i>General Instruction G</i> ? <i>If "No," attach explanation</i>	✓	
9	Is the foundation claiming status as a private operating foundation within the meaning of section 4942(j)(3) or 4942(j)(5) for calendar year 2013 or the taxable year beginning in 2013 (see instructions for Part XIV)? <i>If "Yes," complete Part XIV</i>		✓
10	Did any persons become substantial contributors during the tax year? <i>If "Yes," attach a schedule listing their names and addresses</i>		✓

Part VII-A Statements Regarding Activities (continued)

11	At any time during the year, did the foundation, directly or indirectly, own a controlled entity within the meaning of section 512(b)(13)? If "Yes," attach schedule (see instructions)			✓
12	Did the foundation make a distribution to a donor advised fund over which the foundation or a disqualified person had advisory privileges? If "Yes," attach statement (see instructions)			✓
13	Did the foundation comply with the public inspection requirements for its annual returns and exemption application? Website address ▶ NONE	✓		
14	The books are in care of ▶ SABEL FOUNDATION Telephone no. ▶ 9047243900 Located at ▶ 6053 ARLINGTON EXPY, JACKSONVILLE FL ZIP+4 ▶ 32211			
15	Section 4947(a)(1) nonexempt charitable trusts filing Form 990-PF in lieu of Form 1041 —Check here. ▶ <input type="checkbox"/> and enter the amount of tax-exempt interest received or accrued during the year ▶ 15			
16	At any time during calendar year 2013, did the foundation have an interest in or a signature or other authority over a bank, securities, or other financial account in a foreign country? See the instructions for exceptions and filing requirements for Form TD F 90-22.1. If "Yes," enter the name of the foreign country ▶		Yes	No ✓

Part VII-B Statements Regarding Activities for Which Form 4720 May Be Required

File Form 4720 if any item is checked in the "Yes" column, unless an exception applies.

		Yes	No
1a	During the year did the foundation (either directly or indirectly):		
	(1) Engage in the sale or exchange, or leasing of property with a disqualified person? . . . <input type="checkbox"/> Yes <input checked="" type="checkbox"/> No		
	(2) Borrow money from, lend money to, or otherwise extend credit to (or accept it from) a disqualified person? <input type="checkbox"/> Yes <input checked="" type="checkbox"/> No		
	(3) Furnish goods, services, or facilities to (or accept them from) a disqualified person? . . . <input type="checkbox"/> Yes <input checked="" type="checkbox"/> No		
	(4) Pay compensation to, or pay or reimburse the expenses of, a disqualified person? . . . <input type="checkbox"/> Yes <input checked="" type="checkbox"/> No		
	(5) Transfer any income or assets to a disqualified person (or make any of either available for the benefit or use of a disqualified person)? <input type="checkbox"/> Yes <input checked="" type="checkbox"/> No		
	(6) Agree to pay money or property to a government official? (Exception. Check "No" if the foundation agreed to make a grant to or to employ the official for a period after termination of government service, if terminating within 90 days.) <input type="checkbox"/> Yes <input checked="" type="checkbox"/> No		
b	If any answer is "Yes" to 1a(1)–(6), did any of the acts fail to qualify under the exceptions described in Regulations section 53.4941(d)-3 or in a current notice regarding disaster assistance (see instructions)? <input type="checkbox"/> Organizations relying on a current notice regarding disaster assistance check here ▶ <input type="checkbox"/>	1b	✓
c	Did the foundation engage in a prior year in any of the acts described in 1a, other than excepted acts, that were not corrected before the first day of the tax year beginning in 2013?	1c	✓
2	Taxes on failure to distribute income (section 4942) (does not apply for years the foundation was a private operating foundation defined in section 4942(j)(3) or 4942(j)(5)):		
a	At the end of tax year 2013, did the foundation have any undistributed income (lines 6d and 6e, Part XIII) for tax year(s) beginning before 2013? <input type="checkbox"/> Yes <input type="checkbox"/> No If "Yes," list the years ▶ 20____, 20____, 20____, 20____		
b	Are there any years listed in 2a for which the foundation is not applying the provisions of section 4942(a)(2) (relating to incorrect valuation of assets) to the year's undistributed income? (If applying section 4942(a)(2) to all years listed, answer "No" and attach statement—see instructions.)	2b	✓
c	If the provisions of section 4942(a)(2) are being applied to any of the years listed in 2a, list the years here. ▶ 20____, 20____, 20____, 20____		
3a	Did the foundation hold more than a 2% direct or indirect interest in any business enterprise at any time during the year? <input type="checkbox"/> Yes <input type="checkbox"/> No		
b	If "Yes," did it have excess business holdings in 2013 as a result of (1) any purchase by the foundation or disqualified persons after May 26, 1969; (2) the lapse of the 5-year period (or longer period approved by the Commissioner under section 4943(c)(7)) to dispose of holdings acquired by gift or bequest; or (3) the lapse of the 10-, 15-, or 20-year first phase holding period? (Use Schedule C, Form 4720, to determine if the foundation had excess business holdings in 2013.)	3b	✓
4a	Did the foundation invest during the year any amount in a manner that would jeopardize its charitable purposes?	4a	✓
b	Did the foundation make any investment in a prior year (but after December 31, 1969) that could jeopardize its charitable purpose that had not been removed from jeopardy before the first day of the tax year beginning in 2013?	4b	✓

Part VII-B Statements Regarding Activities for Which Form 4720 May Be Required (continued)

5a During the year did the foundation pay or incur any amount to:

(1) Carry on propaganda, or otherwise attempt to influence legislation (section 4945(e))? Yes No

(2) Influence the outcome of any specific public election (see section 4955); or to carry on, directly or indirectly, any voter registration drive? Yes No

(3) Provide a grant to an individual for travel, study, or other similar purposes? Yes No

(4) Provide a grant to an organization other than a charitable, etc., organization described in section 509(a)(1), (2), or (3), or section 4940(d)(2)? (see instructions) Yes No

(5) Provide for any purpose other than religious, charitable, scientific, literary, or educational purposes, or for the prevention of cruelty to children or animals? Yes No

b If any answer is "Yes" to 5a(1)–(5), did **any** of the transactions fail to qualify under the exceptions described in Regulations section 53.4945 or in a current notice regarding disaster assistance (see instructions)? **5b** No Yes

Organizations relying on a current notice regarding disaster assistance check here

c If the answer is "Yes" to question 5a(4), does the foundation claim exemption from the tax because it maintained expenditure responsibility for the grant? Yes No

If "Yes," attach the statement required by Regulations section 53.4945–5(d).

6a Did the foundation, during the year, receive any funds, directly or indirectly, to pay premiums on a personal benefit contract? Yes No

b Did the foundation, during the year, pay premiums, directly or indirectly, on a personal benefit contract? **6b** No Yes

If "Yes" to 6b, file Form 8870.

7a At any time during the tax year, was the foundation a party to a prohibited tax shelter transaction? Yes No

b If "Yes," did the foundation receive any proceeds or have any net income attributable to the transaction? **7b** No Yes

Part VII Information About Officers, Directors, Trustees, Foundation Managers, Highly Paid Employees, and Contractors

1 List all officers, directors, trustees, foundation managers and their compensation (see instructions).

(a) Name and address	(b) Title, and average hours per week devoted to position	(c) Compensation (If not paid, enter -0-)	(d) Contributions to employee benefit plans and deferred compensation	(e) Expense account, other allowances
SARA M. McCUE 6053 ARLINGTON EXPY, JACKSONVILLE, FL 32211	PRESIDENT	0.00	0.00	0.00
PHILIP O. MEADOWS 6053 ARLINGTON EXPY, JACKSONVILLE, FL 32211	VICE PRESIDENT	0.00	0.00	0.00
JOHN C. MEADOWS 6053 ARLINGTON EXPY, JACKSONVILLE, FL 32211	VICE PRESIDENT	0.00	0.00	0.00

2 Compensation of five highest-paid employees (other than those included on line 1—see instructions). If none, enter "NONE."

(a) Name and address of each employee paid more than \$50,000	(b) Title, and average hours per week devoted to position	(c) Compensation	(d) Contributions to employee benefit plans and deferred compensation	(e) Expense account, other allowances
NONE				

Total number of other employees paid over \$50,000 0

Part VIII Information About Officers, Directors, Trustees, Foundation Managers, Highly Paid Employees, and Contractors *(continued)*

3 Five highest-paid independent contractors for professional services (see instructions). If none, enter "NONE."

(a) Name and address of each person paid more than \$50,000	(b) Type of service	(c) Compensation
NONE		
Total number of others receiving over \$50,000 for professional services		0

Part IX-A Summary of Direct Charitable Activities

List the foundation's four largest direct charitable activities during the tax year. Include relevant statistical information such as the number of organizations and other beneficiaries served, conferences convened, research papers produced, etc.

	Expenses
1 NONE	
	0.00
2	
3	
4	

Part IX-B Summary of Program-Related Investments (see instructions)

Describe the two largest program-related investments made by the foundation during the tax year on lines 1 and 2

	Amount
1 NONE	
	0.00
2	
All other program-related investments See instructions	
3	
Total. Add lines 1 through 3	0.00

Part X Minimum Investment Return (All domestic foundations must complete this part. Foreign foundations, see instructions.)

1	Fair market value of assets not used (or held for use) directly in carrying out charitable, etc., purposes:		
a	Average monthly fair market value of securities	1a	521,405
b	Average of monthly cash balances	1b	3,772
c	Fair market value of all other assets (see instructions)	1c	0
d	Total (add lines 1a, b, and c)	1d	525,177
e	Reduction claimed for blockage or other factors reported on lines 1a and 1c (attach detailed explanation)	1e	
2	Acquisition indebtedness applicable to line 1 assets	2	0
3	Subtract line 2 from line 1d	3	525,177
4	Cash deemed held for charitable activities. Enter 1 1/2 % of line 3 (for greater amount, see instructions)	4	7,878
5	Net value of noncharitable-use assets. Subtract line 4 from line 3. Enter here and on Part V, line 4	5	517,299
6	Minimum investment return. Enter 5% of line 5	6	25,865

Part XI Distributable Amount (see instructions) (Section 4942(j)(3) and (j)(5) private operating foundations and certain foreign organizations check here and do not complete this part.)

1	Minimum investment return from Part X, line 6	1	25,865
2a	Tax on investment income for 2013 from Part VI, line 5	2a	2,220.70
b	Income tax for 2013. (This does not include the tax from Part VI.)	2b	0
c	Add lines 2a and 2b	2c	2,221
3	Distributable amount before adjustments. Subtract line 2c from line 1	3	23,644
4	Recoveries of amounts treated as qualifying distributions	4	0
5	Add lines 3 and 4	5	23,644
6	Deduction from distributable amount (see instructions)	6	0
7	Distributable amount as adjusted. Subtract line 6 from line 5. Enter here and on Part XIII, line 1	7	23,644

Part XII Qualifying Distributions (see instructions)

1	Amounts paid (including administrative expenses) to accomplish charitable, etc., purposes:		
a	Expenses, contributions, gifts, etc.—total from Part I, column (d), line 26	1a	27,020
b	Program-related investments—total from Part IX-B	1b	0
2	Amounts paid to acquire assets used (or held for use) directly in carrying out charitable, etc., purposes	2	0
3	Amounts set aside for specific charitable projects that satisfy the:		
a	Suitability test (prior IRS approval required)	3a	0
b	Cash distribution test (attach the required schedule)	3b	0
4	Qualifying distributions. Add lines 1a through 3b. Enter here and on Part V, line 8, and Part XIII, line 4	4	27,020
5	Foundations that qualify under section 4940(e) for the reduced rate of tax on net investment income. Enter 1% of Part I, line 27b (see instructions)	5	0
6	Adjusted qualifying distributions. Subtract line 5 from line 4	6	27,020

Note. The amount on line 6 will be used in Part V, column (b), in subsequent years when calculating whether the foundation qualifies for the section 4940(e) reduction of tax in those years.

Part XIII Undistributed Income (see instructions)

	(a) Corpus	(b) Years prior to 2012	(c) 2012	(d) 2013
1 Distributable amount for 2013 from Part XI, line 7				23,644
2 Undistributed income, if any, as of the end of 2013:				
a Enter amount for 2012 only			0	
b Total for prior years: 20__, 20__, 20__		0		
3 Excess distributions carryover, if any, to 2013:				
a From 2008				0
b From 2009				2959
c From 2010				5657
d From 2011				637
e From 2012				1986
f Total of lines 3a through e	11,239			
4 Qualifying distributions for 2013 from Part XII, line 4: ► \$ _____				
a Applied to 2012, but not more than line 2a			0	
b Applied to undistributed income of prior years (Election required—see instructions)		0		
c Treated as distributions out of corpus (Election required—see instructions)	0			
d Applied to 2013 distributable amount				27,020
e Remaining amount distributed out of corpus	3,376			
5 Excess distributions carryover applied to 2013 (If an amount appears in column (d), the same amount must be shown in column (a).)	0			0
6 Enter the net total of each column as indicated below:				
a Corpus. Add lines 3f, 4c, and 4e. Subtract line 5	14,615			
b Prior years' undistributed income. Subtract line 4b from line 2b		0		
c Enter the amount of prior years' undistributed income for which a notice of deficiency has been issued, or on which the section 4942(a) tax has been previously assessed		0		
d Subtract line 6c from line 6b. Taxable amount—see instructions		0		
e Undistributed income for 2012. Subtract line 4a from line 2a. Taxable amount—see instructions			0	
f Undistributed income for 2013. Subtract lines 4d and 5 from line 1. This amount must be distributed in 2014				0
7 Amounts treated as distributions out of corpus to satisfy requirements imposed by section 170(b)(1)(F) or 4942(g)(3) (see instructions)	0			
8 Excess distributions carryover from 2008 not applied on line 5 or line 7 (see instructions)	0			
9 Excess distributions carryover to 2014. Subtract lines 7 and 8 from line 6a	14,615			
10 Analysis of line 9:				
a Excess from 2009				2959
b Excess from 2010				5657
c Excess from 2011				637
d Excess from 2012				1986
e Excess from 2013				3376

Part XIV Private Operating Foundations (see instructions and Part VII-A, question 9)

1a If the foundation has received a ruling or determination letter that it is a private operating foundation, and the ruling is effective for 2013, enter the date of the ruling N/A

b Check box to indicate whether the foundation is a private operating foundation described in section 4942(j)(3) or 4942(j)(5)

	Tax year				(e) Total
	(a) 2013	(b) 2012	(c) 2011	(d) 2010	
2a Enter the lesser of the adjusted net income from Part I or the minimum investment return from Part X for each year listed					
b 85% of line 2a					
c Qualifying distributions from Part XII, line 4 for each year listed					
d Amounts included in line 2c not used directly for active conduct of exempt activities					
e Qualifying distributions made directly for active conduct of exempt activities Subtract line 2d from line 2c					
3 Complete 3a, b, or c for the alternative test relied upon:					
a "Assets" alternative test—enter:					
(1) Value of all assets					
(2) Value of assets qualifying under section 4942(j)(3)(B)(i)					
b "Endowment" alternative test—enter 2/3 of minimum investment return shown in Part X, line 6 for each year listed					
c "Support" alternative test—enter:					
(1) Total support other than gross investment income (interest, dividends, rents, payments on securities loans (section 512(a)(5)), or royalties)					
(2) Support from general public and 5 or more exempt organizations as provided in section 4942(j)(3)(B)(iii)					
(3) Largest amount of support from an exempt organization					
(4) Gross investment income					

Part XV Supplementary Information (Complete this part only if the foundation had \$5,000 or more in assets at any time during the year—see instructions.)

1 Information Regarding Foundation Managers:
a List any managers of the foundation who have contributed more than 2% of the total contributions received by the foundation before the close of any tax year (but only if they have contributed more than \$5,000). (See section 507(d)(2).)
 NONE

b List any managers of the foundation who own 10% or more of the stock of a corporation (or an equally large portion of the ownership of a partnership or other entity) of which the foundation has a 10% or greater interest.
 NONE

2 Information Regarding Contribution, Grant, Gift, Loan, Scholarship, etc., Programs:
 Check here if the foundation only makes contributions to preselected charitable organizations and does not accept unsolicited requests for funds. If the foundation makes gifts, grants, etc. (see instructions) to individuals or organizations under other conditions, complete items 2a, b, c, and d.

a The name, address, and telephone number or e-mail address of the person to whom applications should be addressed:
SABEL FOUNDATION, SARA McCUE, 6053 ARLINGTON EXPY, JACKSONVILLE, FL 32211 (904) 724-3165

b The form in which applications should be submitted and information and materials they should include:
 NO SPECIFIC FORMAT

c Any submission deadlines:
MARCH 1
d Any restrictions or limitations on awards, such as by geographical areas, charitable fields, kinds of institutions, or other factors:

PREFER LOCAL SMALLER CHARITIES

Part XV Supplementary Information (continued)

3 Grants and Contributions Paid During the Year or Approved for Future Payment

Recipient Name and address (home or business)	If recipient is an individual, show any relationship to any foundation manager or substantial contributor	Foundation status of recipient	Purpose of grant or contribution		Amount
<p>a <i>Paid during the year</i></p> <p>SEE ATTACHED LIST</p>					
<p>Total ▶</p>				<p>3a</p>	<p>22,000</p>
<p>b <i>Approved for future payment</i></p> <p>NONE</p>					
<p>Total ▶</p>				<p>3b</p>	<p>0</p>

Part XV Supplementary Information

3 Grants and Contributions Paid During the Year or Approved for Future Payment

Recipient Name and address	Purpose of Contribution	Amount
a Paid during the year		
Altama Museum, Operating Account PO Box 33, Vidalia, GA 30475	Promotion of the Arts	\$ 4,000 00
Aging True / Meals on Wheels 4250 Lakeside Drive, Ste 116, Jacksonville FL 32210	Elderly Assistance	\$ 5,000 00
Pine Castle 4911 Spring Park Road, Jacksonville FL 32207	Assistance for adults with developmental disabilities	\$ 2,000 00
Duvall Home P O Box 220036, Glenwood, FL 32722-0036	Care for Disabled Children & Adults	\$ 1,000 00
Hope Haven Children's Clinic 4600 Beach Boulevard, Jacksonville FL 32207	Education for developmentally challenged	\$ 2,000 00
Youth Crisis Center for Touchstone Village 3015 Parental Home Road, Jacksonville FL 32216	Assistance for those aging out of Foster Care	\$ 2,000 00
Jacksonville Symphony Guild, Attn Education Committee 300 Water Street, Ste 200, Jacksonville FL 32202	Music education	\$ 2,000 00
Cummer Museum of Art & Gardens 829 Riverside Avenue, Jacksonville, FL 32204	VSA Festival for children with disabilities	\$ 2,000 00
Haven Horse Ranch 7333 County Road 208, St Augustine, FL 32092	Therapeutic Riding Sessions for disabled children	\$ 1,000 00
Gainesville Fisher House PO Box 358296, Gainesville FL 32635	Assistance for disabled veterans	\$ 1,000 00
Total:		3a. \$ 22,000.00

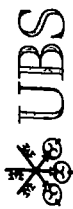
PART IV - CAPITAL GAIN / LOSS FOR TAX ON INVESTMENT INCOME

GLOBAL ACCOUNT ~ 04/1/13 - 03/31/14

STOCKNAME	#SHR	COST BASIS	PURCH DATE	SALE PRICE	SALE DATE	GAIN/ (LOSS)	*	MONTHLY GAIN/LOSS
ISHARES INC MSCI PAC EX JAPAN INDEX FUNE	198	8,435 60	01/12/10	9,870 14	04/02/13	1,434 54	L	
POWERSHARES EMERGING MARKETS SOVEREIGN DEB	469	13,096 92	09/30/10	13,971 29	04/02/13	874 37	L	APR
ISHARES TRUST RUSSELL MIDCAP GROWTH INDEX	30	2,077 80	04/02/13	2,117 07	06/25/13	39 27	S	2,308.91 LT
SPDR BARCLAYS 1-3 MTH T-BILL EFT	470	21,524 74	03/18/13	21,524 74	06/06/13	0 00	S	
VANGUARD TOTAL STOCK MKT ETF	239	18,450 80	01/24/13	19,896 40	06/12/13	1,445 60	S	
ISHARES IBOXX \$ INVT GRA DE CORP BOND FUND	164	16,891 64	08/17/09	18,339 84	06/25/13	1,448 20	L	
ISHARES IBOXX \$ INVT GRA DE CORP BOND FUND	5	531 34	11/25/09	559 14	06/25/13	27 80	L	
ISHARES IBOXX \$ INVT GRA DE CORP BOND FUND	6	656 82	07/22/10	670 97	06/25/13	14 15	L	
ISHARES TR CORE TOTAL US BOND MKT EFT	94	10,121 92	06/08/11	9,988 27	06/25/13	(133 65)	L	
ISHARES TRUST RUSSELL MIDCAP VALUE INDEX	130	4,180 51	08/17/09	7,396 13	06/25/13	3,215 62	L	
ISHARES TRUST RUSSELL MIDCAP VALUE INDEX	31	1,464 13	03/24/11	1,763 69	06/25/13	299 56	L	
ISHARES TRUST RUSSELL MIDCAP GROWTH INDEX	62	2,414 28	08/17/09	4,375 28	06/25/13	1,961 00	L	JUN
ISHARES TRUST RUSSELL MIDCAP GROWTH INDEX	35	2,148 47	03/24/11	2,540 49	06/25/13	392 02	L	1,484 87 ST
VANGUARD FTSE EUROPE EFT	107	5,352 14	01/12/10	5,111 01	06/25/13	(241 13)	L	6,983 57 LT
APPLE INC	2	1,395 98	09/20/12	930 32	08/06/13	(465 66)	S	
EXPRESS SCRIPTS HLDG CO	72	3,873 04	12/06/12	4,760 57	08/06/13	887 53	S	
ISHARES MSCI EAFE EFT	394	21,532 02	09/18/12	24,235 07	08/06/13	2,703 05	S	
ISHARES RUSSELL MID-CAP VALUE EFT	59	3,337 04	04/02/13	3,598 76	08/06/13	261 72	S	
ISHARES RUSSELL MID-CAP VALUE EFT	64	4,432 64	04/02/13	4,940 07	08/06/13	507 43	S	
ISHARES TR CORE TOTAL US BOND MKT EFT	300	33,675 00	11/13/12	32,053 81	08/06/13	(1,621 19)	S	
POWERSHARES EFT TRUST II	550	13,816 00	04/02/13	13,689 28	08/06/13	(126 72)	S	
POWERSHARES EFT TRUST II	864	21,556 78	06/06/13	21,504 61	08/06/13	(52 17)	S	
POWERSHARES EFT TRUST II	380	9,358 62	06/25/13	9,458 05	08/06/13	99 43	S	
SPDR BARCLAYS 1-3 MTH T-BILL EFT	441	20,209 57	06/12/13	20,193 04	08/06/13	(16 53)	S	
SPDR BARCLAYS 1-3 MTH T-BILL EFT	29	1,328 97	06/25/13	1,327 89	08/06/13	(1 08)	S	
SPDR BARCLAYS 1-3 MTH T-BILL EFT	503	23,042 43	06/25/13	23,031 96	08/06/13	(10 47)	S	
VANGUARD TOTAL STOCK MKT ETF	55	4,246 00	01/24/13	4,839 93	08/06/13	593 93	S	
ANADARKO PETROLEUM CORP	37	1,824 47	08/17/09	3,300 83	08/06/13	1,476 36	L	
ANALOG DEVICES INC	82	2,299 38	05/07/10	4,045 00	08/06/13	1,745 62	L	
APPLE INC	16	3,174 79	12/03/09	7,442 59	08/06/13	4,267 80	L	
AT&T INC	163	4,089 02	08/17/09	5,786 40	08/06/13	1,697 38	L	
CELGENE CORP	66	3,915 04	12/20/10	9,356 00	08/06/13	5,440 96	L	
CHEVRON COR	40	2,667 60	08/17/09	4,933 51	08/06/13	2,265 91	L	
CISCO SYSTEMS INC	194	3,292 10	06/14/12	5,081 64	08/06/13	1,789 54	L	
COMCAST CORP NEW CL A	142	2,555 26	07/09/10	6,376 14	08/06/13	3,820 88	L	
EMC CORP MASS	104	2,014 09	07/09/10	2,742 65	08/06/13	728 56	L	
EXXON MOBIL CORP	59	3,946 51	08/17/09	5,389 56	08/06/13	1,443 05	L	
FEDEX CORP	32	2,873 62	11/05/10	3,479 81	08/06/13	606 19	L	
GENL ELECTRIC CO	195	3,817 48	06/14/12	4,737 11	08/06/13	919 63	L	
INTERCONTINENTAL EXCHANGE INC	19	2,018 85	07/09/10	3,551 23	08/06/13	1,532 38	L	
INTL BUSINESS MACH	27	3,155 49	08/17/09	5,156 73	08/06/13	2,001 24	L	
ISHARES INTER CREDIT BOND ETF	105	10,698 45	08/17/09	11,321 85	08/06/13	623 40	L	
ISHARES INTER CREDIT BOND ETF	6	624 36	11/25/09	646 96	08/06/13	22 60	L	
ISHARES INTER CREDIT BOND ETF	8	848 56	07/22/10	862 62	08/06/13	14 06	L	
ISHARES MSCI EAFE ETF	297	15,253 42	12/07/11	18,268 57	08/06/13	3,015 15	L	
ISHARES MSCI JAPAN ETF	503	5,175 87	01/12/10	5,910 50	08/06/13	734 63	L	
ISHARES MSCI JAPAN ETF	756	8,013 00	03/24/11	8,883 37	08/06/13	870 37	L	
ISHARES RUSSELL MID-CAP VALUE EFT	15	708 45	03/24/11	914 94	08/06/13	206 49	L	
ISHARES TR CORE TOTAL US BOND MKT EFT	33	3,553 44	06/08/11	3,525 92	08/06/13	(27 52)	L	
ISHARES TR CORE TOTAL US BOND MKT EFT	166	18,019 27	08/05/11	17,736 44	08/06/13	(282 83)	L	
JPMORGAN CHASE & CO	66	2,735 56	08/17/09	3,668 22	08/06/13	932 66	L	
JPMORGAN CHASE & CO	41	1,916 80	02/11/11	2,278 74	08/06/13	361 94	L	
MCDONALDS CORP	48	2,646 61	08/17/09	4,732 72	08/06/13	2,086 11	L	
MERCK & CO INS NEW COM	107	3,882 23	07/09/10	5,180 85	08/06/13	1,298 62	L	
METLIFE INC	77	3,376 53	12/10/10	3,823 23	08/06/13	446 70	L	
MICROSOFT	83	1,938 03	08/17/09	2,612 79	08/06/13	674 76	L	
NOVARTIS AG SPON ADR	37	1,643 91	08/17/09	2,714 27	08/06/13	1,070 36	L	
PEPSICO INC	65	3,651 05	08/17/09	5,539 20	08/06/13	1,888 15	L	

STOCKNAME	#SHR	COST BASIS	PURCH DATE	SALE PRICE	SALE DATE	GAIN/ (LOSS)	*	MONTHLY GAIN/LOSS
PNC FINANCIAL SERVICES GROUP	46	2,852 75	04/14/11	3,519 86	08/06/13	667 11	L	
SCHLUMBERGER LTD NETHERLAND ANTILLES	41	2,626 88	03/10/10	3,373 02	08/06/13	746 14	L	
SCHLUMBERGER LTD NETHERLAND ANTILLES	20	1,300 76	06/14/12	1,645 37	08/06/13	344 61	L	
TECHNOLOGY SECTOR SPDR TRUST SHS	122	3,490 38	02/22/12	3,917 67	08/06/13	427 29	L	
THERMO FISHER SCIENTIFIC INC	62	2,736 06	08/17/09	5,702 05	08/06/13	2,965 99	L	
TJX COS INC NEW	134	4,006 74	11/28/11	6,784 81	08/06/13	2,778 07	L	
TRAVELERS COS INC/THE	55	2,563 00	08/17/09	4,534 12	08/06/13	1,971 12	L	
US BANCORP DEL (NEW)	90	2,558 33	02/11/11	3,381 53	08/06/13	823 20	L	
VANGUARD FTSE EUROPE ETF	567	28,361 34	01/12/10	29,733 75	08/06/13	1,372 41	L	
VANGUARD FTSE EUROPE ETF	13	670 34	02/03/11	681 73	08/06/13	11 39	L	
VANGUARD INDEX FUNDS VALUE ETF	101	4,350 83	08/17/09	7,226 66	08/06/13	2,875 83	L	
VANGUARD INDEX FUNDS VALUE ETF	115	5,622 10	01/12/10	8,228 37	08/06/13	2,606 27	L	
VANGUARD INDEX FUNDS GROWTH ETF	97	4,448 90	08/17/09	8,089 67	08/06/13	3,640 77	L	
VANGUARD INDEX FUNDS GROWTH ETF	105	5,660 55	01/12/10	8,756 86	08/06/13	3,096 31	L	
WALT DISNEY CO (HOLDING CO) DISNEY COM	116	2,922 91	08/17/09	7,778 04	08/06/13	4,855 13	L	
YUM BRANDS INC	63	2,179 17	08/17/09	4,669 68	08/06/13	2,490 51	L	AUG 2,759 27 ST
3M CO	44	3,600 00	07/09/10	5,166 83	08/06/13	1,566 83	L	76,910 13 LT
ASTRAZENECA PLC SPON ADR	326	16,403 18	08/20/13	20,711 92	01/29/14	4,308 74	S	
SANOFI SPON ADR	317	16,466 56	08/20/13	15,591 95	02/11/14	(874 61)	S	
TEVA PHARMACEUTICALS IND LTD ISRAEL ADR	371	14,627 75	08/20/13	16,395 44	02/11/14	1,767 69	S	
TOTAL S A FRANCE SPON ADR	302	16,457 94	08/20/13	17,506 52	01/29/14	1,048 58	S	
VF CORP	83	3,962 42	08/20/13	4,981 25	02/11/14	1,018 83	S	FEB
TEVA PHARMACEUTICALS IND LTD ISRAEL ADR	42	2,124 77	08/17/09	1,856 09	02/11/14	(268 68)	L	7,269 23 ST
TEVA PHARMACEUTICALS IND LTD ISRAEL ADR	5	272 73	02/03/11	220 96	02/11/14	(51 77)	L	(320 45) LT
AFLAC INC	9	536 67	08/20/13	567 98	03/26/14	31 31	S	
BOEING COMPANY	5	524 10	08/20/13	617 43	03/26/14	93 33	S	
BRITISH AMER TOBACCO PLC GB SPON ADR	5	534 78	08/20/13	535 58	03/26/14	0 80	S	
CLOROX CO	6	507 08	08/20/13	527 69	03/26/14	20 61	S	
COLGATE PALMOLIVE CO	9	536 10	08/20/13	578 15	03/26/14	42 05	S	
DIAGEO PLC NEW GB SPON ADR	4	505 32	08/20/13	485 63	03/26/14	(19 69)	S	
DOMINION RESOURCES INC VA (NEW)	7	484 14	02/11/14	493 14	03/26/14	9 00	S	
EMERSON ELECTRIC CO	9	550 11	08/20/13	595 25	03/26/14	45 14	S	
ILLINOIS TOOL WORKS INC	7	504 61	08/20/13	567 48	03/26/14	62 87	S	
INVESCO LTD	14	479 60	02/11/14	509 73	03/26/14	30 13	S	
ISHARES 1-3 YEAR CREDIT BOND ETF	8	837 20	06/25/13	843 53	03/26/14	6 33	S	
MICROSOFT	15	549 23	01/26/14	597 89	03/26/14	48 66	S	
NEXTERA ENERGY INC COM	6	497 06	08/20/13	563 57	03/26/14	66 51	S	
NORDSTROM INC	9	515 07	08/20/13	558 17	03/26/14	43 10	S	
NORTHEAST UTILITIES	13	542 96	08/20/13	580 31	03/26/14	37 35	S	
NOVARTIS AG SPON ADR	7	524 06	08/20/13	568 20	03/26/14	44 14	S	
PEARSON PLC SPON ADR	26	534 69	08/20/13	446 84	03/26/14	(87 85)	S	
PIMCO ENHANCED SHORT MAT EXCHANGE-TRADED FD	8	810 86	08/20/13	811 26	03/26/14	0 40	S	
ROCHE HLDG LTD SPONS ADR SWITZ ADR	14	512 54	03/14/14	521 49	03/26/14	8 95	S	
STANLEY BLACK & DECKER INC COM	6	519 72	08/20/13	477 05	03/26/14	(42 67)	S	
TRAVELERS COS INC/THE	6	500 08	02/11/14	501 05	03/26/14	0 97	S	
UNILEVER PLC AMER SHS NEW SPON ADR	412	16,416 76	08/20/13	16,291 44	03/14/14	(125 32)	S	
UNITED PARCEL SERVICE INC CL B	6	518 99	08/20/13	582 58	03/26/14	63 59	S	
VF CORP	9	429 66	08/20/13	548 45	03/26/14	118 79	S	
YUM BRANDS INC	8	532 80	01/29/14	594 01	03/26/14	61 21	S	
COCA COLA CO COM	14	339 64	08/17/09	541 65	03/26/14	202 01	L	
CSX CORPORATION	22	357 12	12/03/09	632 05	03/26/14	274 93	L	
INTEL CORP	24	564 04	11/28/11	609 35	03/26/14	45 31	L	
JOHNSON & JOHNSON COM	6	359 51	08/17/09	586 61	03/26/14	227 10	L	MAR
MEDTRONIC	10	406 88	04/14/11	595 62	03/26/14	188 74	L	559 71 ST
OCCIDENTAL PETROLEUM CRP	6	408 06	08/17/09	560 69	03/26/14	152 63	L	1,385 11 LT
UNTD TECHNOLOGIES CORP	5	280 30	08/17/09	574 69	03/26/14	294 39	L	
YEAR TO DATE TOTALS:		577,866.57		677,206.92		99,340.35		

99,340 35 ShortTerm 12,073 08
LongTerm 87,267 27
99,340 35



UBS Strategic Advisor
March 2014

Account name:
Account number:

SABEL FOUNDATION INC
~~7902886449~~

Your Financial Advisor
SARAH S RAGSDALE
904-354-6000/800-874-8435

Your assets

Some prices, income and current values shown may be approximate. As a result, gains and losses may not be accurately reflected. See important information about your statement at the end of this document for more information.

Cash

Cash and money balances

Holding	Opening balance on Mar 1 (\$)	Closing balance on Mar 31 (\$)	Price per share on Mar 31 (\$)	Average rate	Dividend/Interest period	Days in period	Cap amount (\$)
Cash	0 00	1,162 52					
UBS BANK USA BUS ACCT	3,970 58	0 00					250,000 00
Total	\$3,970.58	\$1,162.52					

Equities

Common stock

Holding	Trade date	Number of shares	Purchase price/Average price per share (\$)	Cost basis (\$)	Price per share on Mar 31 (\$)	Value on Mar 31 (\$)	Unrealized gain or loss (\$)	Holding period
AFLAC INC								
Symbol AFL Exchange NYSE								
EAI \$395 Current yield 2.35%	Aug 20, 13	267 000	59 630	15,921 32	63 040	16,831 68	910 36	ST
BOEING COMPANY								
Symbol BA Exchange NYSE								
EAI \$444 Current yield 2.33%	Aug 20, 13	152 000	104 819	15,932 62	125 490	19,074 48	3,141 86	ST
BRITISH AMER TOBACCO PLC GB								
SPON ADR								
Symbol BTI Exchange AMEX								
EAI \$701 Current yield 4.22%	Aug 20, 13	149 000	106 956	15,936 57	111 430	16,603 07	666 50	ST
CLOROX CO								
Symbol CLX Exchange NYSE								
EAI \$537 Current yield 3.23%	Aug 20, 13	189 000	84 514	15,973 15	88 010	16,633 89	660 74	ST
COCA COLA CO COM								
Symbol KO Exchange NYSE								
EAI \$495 Current yield 3.15%	Aug 17, 09	131 000	24 260	3,178 06	38 660	5,064 46	1,886 40	LT
Aug 20, 13		275 000	39 125	10,759 51	38 660	10,631 50	-128 01	ST
Aug 20, 13		406 000	34 329	13,937 57		15,695 96	1,758 39	
Security total								continued next page

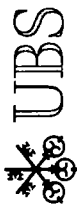


024572 B201B014 014144

APZ20001000477683 PZ2000051414 00001 0314 0000000000 100000

Page 5 of 16

Part II. Line 10.b.



UBS Strategic Advisor
March 2014

Account name:
SABEL FOUNDATION INC
Account number:
4977262149

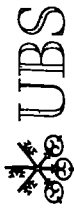
Your Financial Advisor
SARAHS RAGSDALE
904-354-6000/800-874-8435

Your assets • Equities • Common stock (continued)

Holding	Trade date	Number of shares	Purchase price/Average price per share (\$)	Cost basis (\$)	Price per share on Mar 31 (\$)	Value on Mar 31 (\$)	Unrealized gain or loss (\$)	Holding period
COLGATE PALMOLIVE CO								
Symbol CL Exchange NYSE								
EAI \$384 Current yield 2.22%	Aug 20, 13	267 000	59 566	15,904 34	64 870	17,320 29	1,415 95	ST
CSX CORPORATION								
Symbol CSX Exchange NYSE								
EAI \$383 Current yield 2.07%	Dec 3, 09	113 000	16 232	1,834 32	28 970	3,273 61	1,439 29	LT
	Aug 20, 13	525 000	24 897	13,071 19	28 970	15,209 25	2,138 06	ST
Security total		638 000	23 363	14,905 51		18,482 86	3,577 35	
DIAGEO PLC NEW GB SPON ADR								
Symbol DEO Exchange NYSE								
EAI \$402 Current yield 2.56%	Aug 20, 13	126 000	126 329	15,917 57	124 590	15,698 34	-219 23	ST
DOMINION RESOURCES INC VA (NEW)								
Symbol D Exchange NYSE								
EAI \$504 Current yield 3.38%	Feb 11, 14	210 000	69 162	14,524 09	70 990	14,907 90	383 81	ST
EMERSON ELECTRIC CO								
Symbol EMR Exchange NYSE								
EAI \$447 Current yield 2.57%	Aug 20, 13	260 000	61 122	15,891 95	66 800	17,368 00	1,476 05	ST
ILLINOIS TOOL WORKS INC								
Symbol ITW Exchange NYSE								
EAI \$371 Current yield 2.06%	Aug 20, 13	221 000	72 086	15,931 19	81 330	17,973 93	2,042 74	ST
INTEL CORP								
Symbol INTC Exchange OTC								
EAI \$632 Current yield 3.49%	Nov 28, 11	149 000	23 501	3,501 72	25 814	3,846 28	344 56	LT
	Aug 20, 13	553 000	22 647	12,524 07	25 814	14,275 14	1,751 07	ST
Security total		702 000	22 829	16,025 79		18,121 42	2,095 63	
INVESCO LTD								
Symbol IVZ Exchange NYSE								
EAI \$382 Current yield 2.43%	Feb 11, 14	424 000	34 256	14,524 92	37 000	15,688 00	1,163 08	ST
JOHNSON & JOHNSON COM								
Symbol JNJ Exchange NYSE								
EAI \$465 Current yield 2.69%	Aug 17, 09	41 000	59 917	2,456 63	98 230	4,027 43	1,570 80	LT
	Aug 20, 13	135 000	90 207	12,177 95	98 230	13,261 05	1,083 10	ST
Security total		176 000	83 151	14,634 58		17,288 48	2,653 90	

continued next page

Part II Line 10.b.



UBS Strategic Advisor
March 2014

Account name
Account number

SABEL FOUNDATION INC
~~10-20-2014~~

Your Financial Advisor.
SARAH S RAGSDALE
904-354-6000/800-874-8435

Your assets • Equities • Common stock (continued)

Holding	Trade date	Number of shares	Purchase price/Average price per share (\$)	Cost basis (\$)	Price per share on Mar 31 (\$)	Value on Mar 31 (\$)	Unrealized gain or loss (\$)	Holding period
MEDTRONIC INC								
Symbol MDT Exchange NYSE								
EAI \$338 Current yield 1.82%	Apr 14, 11	96 000	40 688	3,906 09	61 540	5,907 84	2,001 75	LT
	Aug 20, 13	206 000	52 720	10,860 32	61 540	12,677 24	1,816 92	ST
Security total		302 000	48 895	14,766 41		18,585 08	3,818 67	
MICROSOFT CORP								
Symbol MSFT Exchange OTC								
EAI \$487 Current yield 2.73%	Jan 29, 14	435 000	36 615	15,927 70	40 990	17,830 65	1,902 95	ST
NEXTERA ENERGY INC COM								
Symbol NEE Exchange NYSE								
EAI \$557 Current yield 3.03%	Aug 20, 13	192 000	82 842	15,905 76	95 620	18,359 04	2,453 28	ST
NORDSTROM INC								
Symbol JWN Exchange NYSE								
EAI \$368 Current yield 2.11%	Aug 20, 13	279 000	57 229	15,967 15	62 450	17,423 55	1,456 40	ST
NORTHEAST UTILITIES								
Symbol NU Exchange NYSE								
EAI \$598 Current yield 3.45%	Aug 20, 13	381 000	41 766	15,913 04	45 500	17,335 50	1,422 46	ST
NOVARTIS AG SPON ADR								
Symbol NVS Exchange NYSE								
EAI \$376 Current yield 2.08%	Aug 20, 13	213 000	74 865	15,946 28	85 020	18,109 26	2,162 98	ST
OCCIDENTAL PETROLEUM CRP								
Symbol OXY Exchange NYSE								
EAI \$530 Current yield 3.02%	Aug 17, 09	23 000	68 010	1,564 23	95 290	2,191 67	627 44	LT
	Jun 14, 12	13 000	83 395	1,084 14	95 290	1,238 77	154 63	LT
	Aug 20, 13	148 000	86 596	12,816 33	95 290	14,102 92	1,286 59	ST
Security total		184 000	84 047	15,464 70		17,533 36	2,068 66	
PEARSON PLC SPON ADR								
Symbol PSO Exchange NYSE								
EAI \$608 Current yield 4.42%	Aug 20, 13	773 000	20 565	15,896 82	17 810	13,767 13	-2,129 69	ST
ROCHE-HLDG-LTD-SPONS-ADR-SWITZ ADR								
Symbol RHHBY Exchange OTC								
EAI \$294 Current yield 1.84%	Mar 14, 14	423 000	36 610	15,486 03	37 720	15,955 56	469 53	ST

continued next page



Part II - Line 10, b.



UBS Strategic Advisor
March 2014

Account name:
Account number

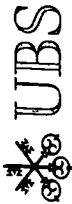
SABEL FOUNDATION INC
~~15995079489~~

Your Financial Advisor
SARAH S RAGSDALE
904-354-6000/800-874-8435

Your assets • Equities • Common stock (continued)

Holding	Trade date	Number of shares	Purchase price/ Average price per share (\$)	Cost basis (\$)	Price per share on Mar 31 (\$)	Value on Mar 31 (\$)	Unrealized gain or loss (\$)	Holding period
STANLEY BLACK & DECKER INC COM								
Symbol SWK Exchange NYSE								
EAI \$370 Current yield 2.46%	Aug 20, 13	185 000	86 620	16,024.70	81 240	15,029.40	-995.30	ST
TRAVELERS COS INC/THE								
Symbol TRV Exchange NYSE								
EAI \$348 Current yield 2.35%	Feb 11, 14	174 000	83 346	14,502.36	85 100	14,807.40	305.04	ST
UNITED PARCEL SERVICE INC CL B								
Symbol UPS Exchange NYSE								
EAI \$493 Current yield 2.75%	Aug 20, 13	184 000	86 497	15,915.59	97 380	17,917.92	2,002.33	ST
UNTD TECHNOLOGIES CORP								
Symbol UTX Exchange NYSE								
EAI \$368 Current yield 2.02%	Aug 17, 09	69 000	56 060	3,868.14	116 840	8,061.96	4,193.82	LT
	Aug 20, 13	87 000	102 009	8,874.86	116 840	10,165.08	1,290.22	ST
Security total		156 000	81 686	12,743.00		18,227.04	5,484.04	
VF CORP								
Symbol VFC Exchange NYSE								
EAI \$265 Current yield 1.70%	Aug 20, 13	252 000	47 740	12,030.48	61 880	15,593.76	3,563.28	ST
YUM! BRANDS INC								
Symbol YUM Exchange NYSE								
EAI \$354 Current yield 1.96%	Jan 29, 14	239 000	66 599	15,917.38	75 390	18,018.21	2,100.83	ST
Total				\$444,368.57		\$492,181.16	\$47,812.59	
Total estimated annual income			\$12,896					

L
Part II Line 10.b.



UBS Strategic Advisor
March 2014

Account name
Account number

SABEL FOUNDATION INC

Your Financial Advisor.
SARAH S RAGSDALE
904-354-6000/800-874-8435

Your assets (continued)

Fixed income

Closed end funds & Exchange traded products

Total reinvested is the total of all reinvested dividends it does not include any cash dividends. It is not a tax lot for the purposes of determining holding periods or cost basis. The shares you receive each time you reinvest dividends become a separate tax lot.

Cost basis is the total purchase cost of the security, including reinvested dividends. The cost basis may need to be adjusted for return of capital payments in order to determine the adjusted cost basis for tax reporting purposes.

Unrealized (tax) gain or loss is the difference between the current value and the cost basis and would generally be your taxable gain or loss if the security was sold on this date. The unrealized (tax) gain or loss may need to be adjusted for return of capital payments in order to determine the realized gain or loss for tax reporting purposes.

Investment return is the current value minus the amount you invested. It does not include shares that are not reflected on your statement, including shares that have been realized as either a gain or a loss. It also does not include cash dividends that were not reinvested.

Holding	Number of shares	Purchase price/Average price per share (\$)	Client investment (\$)	Cost basis (\$)	Price per share on Mar. 31 (\$)	Value on Mar. 31 (\$)	Unrealized (tax) gain or loss (\$)	Investment return (\$)	Holding period
ISHARES 1-3 YEAR CREDIT BOND									
ETF									
Symbol CSJ									
Trade date Jun 25, 13	177 000	104 650	18,523 05	18,523 05	105 480	18,669 96	146 91		ST
Trade date Aug 20, 13	58 000	105 059	6,093 47	6,093 47	105 480	6,117 84	24 37		ST
EAI \$273 Current yield 1 10%									
Security total	235 000	104 751	24,616 52	24,616 52		24,787 80	171 28		
PIMCO ENHANCED SHORT MAT									
EXCHANGE-TRADED FD									
Symbol MINT									
Trade date Aug 20, 13	239 000	101 357	24,224 52	24,224 52	101 370	24,227 43	2 91		ST
EAI \$166 Current yield 0 69%									
Total			\$48,841.04	\$48,841.04		\$49,015.23	\$174.19	\$174.19	
Total estimated annual income. \$439									



Part II
Line 10.C.

Sabel Foundation Inc.
Transaction Detail by Account
 April 2013 through March 2014

Type	Date	Num	Name	Memo	Amount	Balance
Administrative Expense						
Check	4/23/2013	229	Meadows Incorporated	GA Corp Registration	30 00	30 00
Total Administrative Expense					30 00	30 00
TOTAL					30.00	30 00

Part I Line 16. u.

Sabel Foundation Inc.
Transaction Detail by Account
 April 2013 through March 2014

Type	Date	Num	Memo	Amount	Balance
Prof Management Fee					
Check	4/30/2013		Qtr Fee + 20cent trans fee	919 26	919 26
Check	7/31/2013		Qtr Mgmt Fee	933 70	1,852 96
Deposit	8/8/2013		Refund Prorated Advisory Fee	-548 03	1,304 93
Check	8/28/2013		Initial Fee - New Advisor	532 38	1,837 31
Check	10/31/2013		Qtr Mgmt Fee	1,183 51	3,020 82
Check	12/5/2013		Annual Fee	150 00	3,170 82
Check	1/31/2014		Qtr Mgmt Fee	1,247 44	4,418 26
Total Prof Management Fee				4,418 26	4,418 26
TOTAL				4,418.26	4,418.26

Part I Line 16.c.

Sabel Foundation Inc.
Transaction Detail by Account
April 2013 through March 2014

Type	Date	Num	Memo	Amount	Balance
Taxes					
Foreign Tax Withheld					
Check	4/30/2013		Foreign Div Tax Withheld	14 56	14 56
Check	6/30/2013		Foreign Div Tax Withheld	2 22	16 78
Check	9/30/2013		Foreign Div Tax Withheld	2 27	19 05
Check	10/31/2013		Foreign Div Tax Withheld	72 13	91 18
Check	10/31/2013		Foreign Div Tax Withheld	0 77	91 95
Check	12/31/2013		Foreign Div Tax Withheld	20 47	112 42
Check	1/31/2014		Foreign Div Tax Withheld	72 99	185 41
Total Foreign Tax Withheld				185 41	185 41
Taxes - Other					
Check	8/14/2013	231	2012 990-PF Tax Return	386 26	386 26
Total Taxes - Other				386 26	386 26
Total Taxes				571 67	571 67
TOTAL				571.67	571.67