



See a Social Security Number? Say Something!  
Report Privacy Problems to <https://public.resource.org/privacy>  
Or call the IRS Identity Theft Hotline at 1-800-908-4490



Form

990-PF

Department of the Treasury  
Internal Revenue Service

Return of Private Foundation

or Section 4947(a)(1) Trust Treated as Private Foundation

Do not enter Social Security numbers on this form as it may be made public. By law, the IRS cannot redact the information on the form.

Information about Form 990-PF and its instructions is at [www.irs.gov/form990pf](http://www.irs.gov/form990pf).

OMB No 1545-0052

2013

Open to Public Inspection

For calendar year 2013, or tax year beginning 04-01-2013 , and ending 03-31-2014

Name of foundation BABS AND MAURY YOUNG FOUNDATION		A Employer identification number  51-0365021	
Number and street (or P O box number if mail is not delivered to street address) 17819 FOXBOROUGH LANE		Room/suite	
City or town, state or province, country, and ZIP or foreign postal code BOCA RATON, FL 33497		C If exemption application is pending, check here <input type="checkbox"/>	
G Check all that apply <input type="checkbox"/> Initial return <input type="checkbox"/> Final return <input type="checkbox"/> Address change <input type="checkbox"/> Initial return of a former public charity <input type="checkbox"/> Amended return <input type="checkbox"/> Name change		D 1. Foreign organizations, check here <input type="checkbox"/> 2. Foreign organizations meeting the 85% test, check here and attach computation <input type="checkbox"/>	
H Check type of organization <input checked="" type="checkbox"/> Section 501(c)(3) exempt private foundation <input type="checkbox"/> Section 4947(a)(1) nonexempt charitable trust <input type="checkbox"/> Other taxable private foundation		E If private foundation status was terminated under section 507(b)(1)(A), check here <input type="checkbox"/>	
I Fair market value of all assets at end of year (from Part II, col. (c), line 16) <input checked="" type="checkbox"/> \$ 1,364,074	J Accounting method <input checked="" type="checkbox"/> Cash <input type="checkbox"/> Accrual <input type="checkbox"/> Other (specify) _____ (Part I, column (d) must be on cash basis.)	F If the foundation is in a 60-month termination under section 507(b)(1)(B), check here <input type="checkbox"/>	

Part I Analysis of Revenue and Expenses <small>(The total of amounts in columns (b), (c), and (d) may not necessarily equal the amounts in column (a) (see instructions) )</small>		(a) Revenue and expenses per books	(b) Net investment income	(c) Adjusted net income	(d) Disbursements for charitable purposes (cash basis only)
Revenue	1 Contributions, gifts, grants, etc , received (attach schedule)				
	2 Check <input checked="" type="checkbox"/> if the foundation is <b>not</b> required to attach Sch B				
	3 Interest on savings and temporary cash investments	1,845	1,845		
	4 Dividends and interest from securities. . . . .	19,404	19,404		
	5a Gross rents . . . . .				
	b Net rental income or (loss) _____				
	6a Net gain or (loss) from sale of assets not on line 10	29,278			
	b Gross sales price for all assets on line 6a <u>505,567</u>				
	7 Capital gain net income (from Part IV , line 2) . . . .		357		
	8 Net short-term capital gain . . . . .				
	9 Income modifications . . . . .				
	10a Gross sales less returns and allowances				
Operating and Administrative Expenses	b Less Cost of goods sold . . . . .				
	c Gross profit or (loss) (attach schedule) . . . . .				
	11 Other income (attach schedule) . . . . .				
	12 <b>Total.</b> Add lines 1 through 11 . . . . .	50,527	21,606		
	13 Compensation of officers, directors, trustees, etc				
	14 Other employee salaries and wages . . . . .				
	15 Pension plans, employee benefits . . . . .				
	16a Legal fees (attach schedule) . . . . .				
	b Accounting fees (attach schedule) . . . . .				
	c Other professional fees (attach schedule) . . . . .				
	17 Interest . . . . .				
	18 Taxes (attach schedule) (see instructions)	700	700		
	19 Depreciation (attach schedule) and depletion . . .				
	20 Occupancy . . . . .				
	21 Travel, conferences, and meetings . . . . .				
	22 Printing and publications . . . . .				
	23 Other expenses (attach schedule) . . . . .	2,336	2,261		75
	24 <b>Total operating and administrative expenses.</b>				
	Add lines 13 through 23 . . . . .	3,036	2,961		75
	25 Contributions, gifts, grants paid . . . . .	67,873			67,873
	26 <b>Total expenses and disbursements.</b> Add lines 24 and 25	70,909	2,961		67,948
	27 Subtract line 26 from line 12				
	a <b>Excess of revenue over expenses and disbursements</b>	-20,382			
	b <b>Net investment income</b> (if negative, enter -0-)		18,645		
	c <b>Adjusted net income</b> (if negative, enter -0-)				

Part II Balance Sheets		Attached schedules and amounts in the description column should be for end-of-year amounts only (See instructions )	Beginning of year	End of year	
			(a) Book Value	(b) Book Value	(c) Fair Market Value
Assets	1	Cash—non-interest-bearing . . . . .	7,576	1,973	1,975
	2	Savings and temporary cash investments . . . . .	17,553	22,813	22,813
	3	Accounts receivable ▶ _____ Less allowance for doubtful accounts ▶ _____			
	4	Pledges receivable ▶ _____ Less allowance for doubtful accounts ▶ _____			
	5	Grants receivable . . . . .			
	6	Receivables due from officers, directors, trustees, and other disqualified persons (attach schedule) (see instructions) . . . . .			
	7	Other notes and loans receivable (attach schedule) ▶ _____ Less allowance for doubtful accounts ▶ _____			
	8	Inventories for sale or use . . . . .			
	9	Prepaid expenses and deferred charges . . . . .			
	10a	Investments—U S and state government obligations (attach schedule)			
	b	Investments—corporate stock (attach schedule) . . . . .	1,145,604	1,125,686	1,339,286
	c	Investments—corporate bonds (attach schedule). . . . .			
	11	Investments—land, buildings, and equipment basis ▶ _____ Less accumulated depreciation (attach schedule) ▶ _____			
	12	Investments—mortgage loans . . . . .			
	13	Investments—other (attach schedule) . . . . .			
	14	Land, buildings, and equipment basis ▶ _____ Less accumulated depreciation (attach schedule) ▶ _____			
15	Other assets (describe ▶ _____)	48			
16	Total assets (to be completed by all filers—see the instructions Also, see page 1, item I)	1,170,781	1,150,472	1,364,074	
Liabilities	17	Accounts payable and accrued expenses . . . . .			
	18	Grants payable . . . . .			
	19	Deferred revenue . . . . .			
	20	Loans from officers, directors, trustees, and other disqualified persons			
	21	Mortgages and other notes payable (attach schedule) . . . . .			
	22	Other liabilities (describe ▶ _____)		73	
	23	Total liabilities (add lines 17 through 22) . . . . .		73	
Net Assets or Fund Balances	Foundations that follow SFAS 117, check here ▶ <input checked="" type="checkbox"/> and complete lines 24 through 26 and lines 30 and 31.				
	24	Unrestricted . . . . .	1,170,781	1,150,399	
	25	Temporarily restricted . . . . .			
	26	Permanently restricted . . . . .			
	Foundations that do not follow SFAS 117, check here ▶ <input type="checkbox"/> and complete lines 27 through 31.				
	27	Capital stock, trust principal, or current funds . . . . .			
	28	Paid-in or capital surplus, or land, bldg , and equipment fund			
	29	Retained earnings, accumulated income, endowment, or other funds			
	30	Total net assets or fund balances (see page 17 of the instructions) . . . . .	1,170,781	1,150,399	
	31	Total liabilities and net assets/fund balances (see page 17 of the instructions) . . . . .	1,170,781	1,150,472	

Part III Analysis of Changes in Net Assets or Fund Balances

1	Total net assets or fund balances at beginning of year—Part II, column (a), line 30 (must agree with end-of-year figure reported on prior year’s return) . . . . .	1	1,170,781
2	Enter amount from Part I, line 27a . . . . .	2	-20,382
3	Other increases not included in line 2 (itemize) ▶ _____	3	
4	Add lines 1, 2, and 3 . . . . .	4	1,150,399
5	Decreases not included in line 2 (itemize) ▶ _____	5	
6	Total net assets or fund balances at end of year (line 4 minus line 5)—Part II, column (b), line 30 . . . . .	6	1,150,399

Part IV

Capital Gains and Losses for Tax on Investment Income

(a) List and describe the kind(s) of property sold (e g , real estate, 2-story brick warehouse, or common stock, 200 shs MLC Co )		(b) How acquired P—Purchase D—Donation	(c) Date acquired (mo , day, yr )	(d) Date sold (mo , day, yr )		
1a						
(e) Gross sales price		(f) Depreciation allowed (or allowable)	(g) Cost or other basis plus expense of sale		(h) Gain or (loss) (e) plus (f) minus (g)	
a						
b						
c						
d						
e						
Complete only for assets showing gain in column (h) and owned by the foundation on 12/31/69					(i) Gains (Col (h) gain minus col (k), but not less than -0-) or Losses (from col (h))	
(i) F M V as of 12/31/69		(j) Adjusted basis as of 12/31/69	(k) Excess of col (i) over col (j), if any			
a						
b						
c						
d						
e						
2	Capital gain net income or (net capital loss)	{ If gain, also enter in Part I, line 7 If (loss), enter -0- in Part I, line 7 }			2	357
3	Net short-term capital gain or (loss) as defined in sections 1222(5) and (6)  If gain, also enter in Part I, line 8, column (c) (see instructions) If (loss), enter -0- in Part I, line 8 . . . . .	{ . . . . . }			3	

Part V

Qualification Under Section 4940(e) for Reduced Tax on Net Investment Income

(For optional use by domestic private foundations subject to the section 4940(a) tax on net investment income )

If section 4940(d)(2) applies, leave this part blank

Was the foundation liable for the section 4942 tax on the distributable amount of any year in the base period? ☐ Yes ☒ No  
If "Yes," the foundation does not qualify under section 4940(e) Do not complete this part

1 Enter the appropriate amount in each column for each year, see page 18 of the instructions before making any entries

(a) Base period years Calendar year (or tax year beginning in)	(b) Adjusted qualifying distributions	(c) Net value of noncharitable-use assets	(d) Distribution ratio (col (b) divided by col (c))		
2012	65,477	1,251,522	0 052318		
2011	63,470	1,282,958	0 049472		
2010	56,675	1,276,434	0 044401		
2009	60,148	1,169,382	0 051436		
2008	71,114	1,217,434	0 058413		
2 Total of line 1, column (d). . . . .				2	0 256040
3 Average distribution ratio for the 5-year base period—divide the total on line 2 by 5, or by the number of years the foundation has been in existence if less than 5 years . . . . .				3	0 051208
4 Enter the net value of noncharitable-use assets for 2013 from Part X, line 5. . . . .				4	1,343,376
5 Multiply line 4 by line 3. . . . .				5	68,792
6 Enter 1% of net investment income (1% of Part I, line 27b). . . . .				6	186
7 Add lines 5 and 6. . . . .				7	68,978
8 Enter qualifying distributions from Part XII, line 4. . . . .				8	67,948
If line 8 is equal to or greater than line 7, check the box in Part VI, line 1b, and complete that part using a 1% tax rate See the Part VI instructions					

Part VI Excise Tax Based on Investment Income (Section 4940(a), 4940(b), 4940(e), or 4948—see page 18 of the instructions)					
1a Exempt operating foundations described in section 4940(d)(2), check here <input type="checkbox"/> and enter "N/A" on line 1		1	373		
Date of ruling or determination letter _____ (attach copy of letter if necessary—see instructions)					
b Domestic foundations that meet the section 4940(e) requirements in Part V, check here <input type="checkbox"/> and enter 1% of Part I, line 27b . . . . .		2	373		
c All other domestic foundations enter 2% of line 27b Exempt foreign organizations enter 4% of Part I, line 12, col (b)					
2 Tax under section 511 (domestic section 4947(a)(1) trusts and taxable foundations only Others enter -0-)				2	
3 Add lines 1 and 2. . . . .				3	373
4 Subtitle A (income) tax (domestic section 4947(a)(1) trusts and taxable foundations only Others enter -0-)		4			
5 Tax based on investment income. Subtract line 4 from line 3 If zero or less, enter -0- . . . . .		5	373		
6 Credits/Payments		7	300		
a 2013 estimated tax payments and 2012 overpayment credited to 2013	6a			300	
b Exempt foreign organizations—tax withheld at source . . . . .	6b				
c Tax paid with application for extension of time to file (Form 8868)	6c				
d Backup withholding erroneously withheld . . . . .	6d				
7 Total credits and payments Add lines 6a through 6d. . . . .		7	300		
8 Enter any penalty for underpayment of estimated tax Check here <input type="checkbox"/> if Form 2220 is attached		8			
9 Tax due. If the total of lines 5 and 8 is more than line 7, enter amount owed . . . . .		9	73		
10 Overpayment. If line 7 is more than the total of lines 5 and 8, enter the amount overpaid. . . . .		10			
11 Enter the amount of line 10 to be Credited to 2014 estimated tax Refunded		11			

Part VII-A Statements Regarding Activities			
1a During the tax year, did the foundation attempt to influence any national, state, or local legislation or did it participate or intervene in any political campaign? . . . . .		Yes	No
	1a		No
b Did it spend more than \$100 during the year (either directly or indirectly) for political purposes (see page 19 of the instructions for definition)? . . . . . If the answer is "Yes" to 1a or 1b, attach a detailed description of the activities and copies of any materials published or distributed by the foundation in connection with the activities.			No
	1b		No
c Did the foundation file Form 1120-POL for this year?. . . . .	1c		No
d Enter the amount (if any) of tax on political expenditures (section 4955) imposed during the year (1) On the foundation \$ (2) On foundation managers \$			
e Enter the reimbursement (if any) paid by the foundation during the year for political expenditure tax imposed on foundation managers \$			
2 Has the foundation engaged in any activities that have not previously been reported to the IRS? . . . . . If "Yes," attach a detailed description of the activities.	2		No
3 Has the foundation made any changes, not previously reported to the IRS, in its governing instrument, articles of incorporation, or bylaws, or other similar instruments? If "Yes," attach a conformed copy of the changes . . . . .	3		No
4a Did the foundation have unrelated business gross income of \$1,000 or more during the year?. . . . .	4a		No
b If "Yes," has it filed a tax return on Form 990-T for this year?. . . . .	4b		
5 Was there a liquidation, termination, dissolution, or substantial contraction during the year? . . . . . If "Yes," attach the statement required by General Instruction T.	5		No
6 Are the requirements of section 508(e) (relating to sections 4941 through 4945) satisfied either • By language in the governing instrument, or • By state legislation that effectively amends the governing instrument so that no mandatory directions that conflict with the state law remain in the governing instrument? . . . . .	6	Yes	
7 Did the foundation have at least \$5,000 in assets at any time during the year? If "Yes," complete Part II, col. (c), and Part XV.	7	Yes	
8a Enter the states to which the foundation reports or with which it is registered (see instructions) DE			
b If the answer is "Yes" to line 7, has the foundation furnished a copy of Form 990-PF to the Attorney General (or designate) of each state as required by General Instruction G? If "No," attach explanation .	8b	Yes	
9 Is the foundation claiming status as a private operating foundation within the meaning of section 4942(j)(3) or 4942(j)(5) for calendar year 2013 or the taxable year beginning in 2013 (see instructions for Part XIV)? If "Yes," complete Part XIV . . . . .	9		No
10 Did any persons become substantial contributors during the tax year? If "Yes," attach a schedule listing their names and addresses.	10		No

Part VII-A

Statements Regarding Activities *(continued)*

11	At any time during the year, did the foundation, directly or indirectly, own a controlled entity within the meaning of section 512(b)(13)? If "Yes," attach schedule (see instructions).	11		No
12	Did the foundation make a distribution to a donor advised fund over which the foundation or a disqualified person had advisory privileges? If "Yes," attach statement (see instructions)	12		No
13	Did the foundation comply with the public inspection requirements for its annual returns and exemption application?	13	Yes	
Website address N/A				
14	The books are in care of M A YOUNG Telephone no (561) 477-9080 Located at 17819 FOXBOROUGH LANE BOCA RATON FL ZIP +4 33497			
15	Section 4947(a)(1) nonexempt charitable trusts filing Form 990-PF in lieu of Form 1041 —Check here and enter the amount of tax-exempt interest received or accrued during the year.			
		15		
16	At any time during calendar year 2013, did the foundation have an interest in or a signature or other authority over a bank, securities, or other financial account in a foreign country?	16	Yes	No
	See instructions for exceptions and filing requirements for Form TD F 90-22.1 If "Yes", enter the name of the foreign country			

Part VII-B

Statements Regarding Activities for Which Form 4720 May Be Required

File Form 4720 if any item is checked in the "Yes" column, unless an exception applies.			Yes	No
1a	During the year did the foundation (either directly or indirectly)			
	(1) Engage in the sale or exchange, or leasing of property with a disqualified person?			
	(2) Borrow money from, lend money to, or otherwise extend credit to (or accept it from) a disqualified person?			
	(3) Furnish goods, services, or facilities to (or accept them from) a disqualified person?			
	(4) Pay compensation to, or pay or reimburse the expenses of, a disqualified person?			
	(5) Transfer any income or assets to a disqualified person (or make any of either available for the benefit or use of a disqualified person)?			
	(6) Agree to pay money or property to a government official? (Exception. Check "No" if the foundation agreed to make a grant to or to employ the official for a period after termination of government service, if terminating within 90 days ).			
b	If any answer is "Yes" to 1a(1)–(6), did any of the acts fail to qualify under the exceptions described in Regulations section 53.4941(d)-3 or in a current notice regarding disaster assistance (see page 20 of the instructions)? Organizations relying on a current notice regarding disaster assistance check here.	1b		
c	Did the foundation engage in a prior year in any of the acts described in 1a, other than excepted acts, that were not corrected before the first day of the tax year beginning in 2013?	1c		
2	Taxes on failure to distribute income (section 4942) (does not apply for years the foundation was a private operating foundation defined in section 4942(j)(3) or 4942(j)(5))			
a	At the end of tax year 2013, did the foundation have any undistributed income (lines 6d and 6e, Part XIII) for tax year(s) beginning before 2013? If "Yes," list the years 20____, 20____, 20____, 20____			
b	Are there any years listed in 2a for which the foundation is not applying the provisions of section 4942(a)(2) (relating to incorrect valuation of assets) to the year's undistributed income? (If applying section 4942(a)(2) to all years listed, answer "No" and attach statement—see instructions ).	2b		
c	If the provisions of section 4942(a)(2) are being applied to any of the years listed in 2a, list the years here 20____, 20____, 20____, 20____			
3a	Did the foundation hold more than a 2% direct or indirect interest in any business enterprise at any time during the year?			
b	If "Yes," did it have excess business holdings in 2013 as a result of (1) any purchase by the foundation or disqualified persons after May 26, 1969, (2) the lapse of the 5-year period (or longer period approved by the Commissioner under section 4943(c)(7)) to dispose of holdings acquired by gift or bequest, or (3) the lapse of the 10-, 15-, or 20-year first phase holding period? (Use Schedule C, Form 4720, to determine if the foundation had excess business holdings in 2013.).	3b		
4a	Did the foundation invest during the year any amount in a manner that would jeopardize its charitable purposes?	4a		No
b	Did the foundation make any investment in a prior year (but after December 31, 1969) that could jeopardize its charitable purpose that had not been removed from jeopardy before the first day of the tax year beginning in 2013?	4b		No




Part VII-B

Statements Regarding Activities for Which Form 4720 May Be Required (continued)

5a	During the year did the foundation pay or incur any amount to			
	(1) Carry on propaganda, or otherwise attempt to influence legislation (section 4945(e))?	<input type="checkbox"/> Yes <input checked="" type="checkbox"/> No		
	(2) Influence the outcome of any specific public election (see section 4955), or to carry on, directly or indirectly, any voter registration drive?	<input type="checkbox"/> Yes <input checked="" type="checkbox"/> No		
	(3) Provide a grant to an individual for travel, study, or other similar purposes?	<input type="checkbox"/> Yes <input checked="" type="checkbox"/> No		
	(4) Provide a grant to an organization other than a charitable, etc , organization described in section 509(a)(1), (2), or (3), or section 4940(d)(2)? (see instructions).	<input type="checkbox"/> Yes <input checked="" type="checkbox"/> No		
	(5) Provide for any purpose other than religious, charitable, scientific, literary, or educational purposes, or for the prevention of cruelty to children or animals?	<input type="checkbox"/> Yes <input checked="" type="checkbox"/> No		
b	If any answer is "Yes" to 5a(1)–(5), did <b>any</b> of the transactions fail to qualify under the exceptions described in Regulations section 53.4945 or in a current notice regarding disaster assistance (see instructions)?		5b	
	Organizations relying on a current notice regarding disaster assistance check here.	<input checked="" type="checkbox"/>		
c	If the answer is "Yes" to question 5a(4), does the foundation claim exemption from the tax because it maintained expenditure responsibility for the grant?	<input type="checkbox"/> Yes <input type="checkbox"/> No		
	If "Yes," attach the statement required by Regulations section 53.4945–5(d).			
6a	Did the foundation, during the year, receive any funds, directly or indirectly, to pay premiums on a personal benefit contract?	<input type="checkbox"/> Yes <input checked="" type="checkbox"/> No		
b	Did the foundation, during the year, pay premiums, directly or indirectly, on a personal benefit contract?		6b	No
	If "Yes" to 6b, file Form 8870.			
7a	At any time during the tax year, was the foundation a party to a prohibited tax shelter transaction?	<input type="checkbox"/> Yes <input checked="" type="checkbox"/> No		
b	If yes, did the foundation receive any proceeds or have any net income attributable to the transaction?		7b	

Part VIII

Information About Officers, Directors, Trustees, Foundation Managers, Highly Paid Employees, and Contractors

1 List all officers, directors, trustees, foundation managers and their compensation (see instructions).				
(a) Name and address	(b) Title, and average hours per week devoted to position	(c) Compensation (If not paid, enter -0-)	(d) Contributions to employee benefit plans and deferred compensation	(e) Expense account, other allowances
M A YOUNG  17819 FOXBOROUGH LANE BOCA RATON,FL 33496	DIRECTOR, PR 1 00	0	0	0
BABETTE S YOUNG  17819 FOXBOROUGH LANE BOCA RATON,FL 33496	DIRECTOR 1 00	0	0	0
ROBERT A YOUNG  69 LAKE FOREST ST LOUIS,MO 63117	DIRECTOR 1 00	0	0	0
2 Compensation of five highest-paid employees (other than those included on line 1—see instructions). If none, enter "NONE."				
(a) Name and address of each employee paid more than \$50,000	(b) Title, and average hours per week devoted to position	(c) Compensation	(d) Contributions to employee benefit plans and deferred compensation	(e) Expense account, other allowances
NONE				
Total number of other employees paid over \$50,000.				

Part VIII

Information About Officers, Directors, Trustees, Foundation Managers, Highly Paid Employees, and Contractors (continued)

3 Five highest-paid independent contractors for professional services (see instructions). If none, enter "NONE".		
(a) Name and address of each person paid more than \$50,000	(b) Type of service	(c) Compensation
NONE		
Total number of others receiving over \$50,000 for professional services. . . . .		

Part IX-A

Summary of Direct Charitable Activities

List the foundation's four largest direct charitable activities during the tax year. Include relevant statistical information such as the number of organizations and other beneficiaries served, conferences convened, research papers produced, etc.	Expenses
1	
2	
3	
4	

Part IX-B

Summary of Program-Related Investments (see instructions)

Describe the two largest program-related investments made by the foundation during the tax year on lines 1 and 2	Amount
1 N/A	
2	
All other program-related investments. See page 24 of the instructions.	
3	
Total. Add lines 1 through 3. . . . .	



Part X

Minimum Investment Return (All domestic foundations must complete this part. Foreign foundations, see instructions.)

1	Fair market value of assets not used (or held for use) directly in carrying out charitable, etc , purposes		
a	Average monthly fair market value of securities. . . . .	1a	1,339,518
b	Average of monthly cash balances. . . . .	1b	24,315
c	Fair market value of all other assets (see instructions). . . . .	1c	0
d	Total (add lines 1a, b, and c). . . . .	1d	1,363,833
e	Reduction claimed for blockage or other factors reported on lines 1a and 1c (attach detailed explanation). . . . .	1e	
2	Acquisition indebtedness applicable to line 1 assets. . . . .	2	
3	Subtract line 2 from line 1d. . . . .	3	1,363,833
4	Cash deemed held for charitable activities Enter 1 1/2% of line 3 (for greater amount, see instructions). . . . .	4	20,457
5	Net value of noncharitable-use assets. Subtract line 4 from line 3 Enter here and on Part V, line 4	5	1,343,376
6	Minimum investment return. Enter 5% of line 5. . . . .	6	67,169

Part XI

Distributable Amount (see instructions) (Section 4942(j)(3) and (j)(5) private operating foundations and certain foreign organizations check here ☐ and do not complete this part.)

1	Minimum investment return from Part X, line 6. . . . .	1	67,169
2a	Tax on investment income for 2013 from Part VI, line 5. . . . .	2a	373
b	Income tax for 2013 (This does not include the tax from Part VI ). . . . .	2b	
c	Add lines 2a and 2b. . . . .	2c	373
3	Distributable amount before adjustments Subtract line 2c from line 1. . . . .	3	66,796
4	Recoveries of amounts treated as qualifying distributions. . . . .	4	
5	Add lines 3 and 4. . . . .	5	66,796
6	Deduction from distributable amount (see instructions). . . . .	6	
7	Distributable amount as adjusted Subtract line 6 from line 5 Enter here and on Part XIII, line 1. . . . .	7	66,796

Part XII

Qualifying Distributions (see instructions)

1	Amounts paid (including administrative expenses) to accomplish charitable, etc , purposes		
a	Expenses, contributions, gifts, etc —total from Part I, column (d), line 26. . . . .	1a	67,948
b	Program-related investments—total from Part IX-B. . . . .	1b	
2	Amounts paid to acquire assets used (or held for use) directly in carrying out charitable, etc , purposes. . . . .	2	
3	Amounts set aside for specific charitable projects that satisfy the		
a	Suitability test (prior IRS approval required). . . . .	3a	
b	Cash distribution test (attach the required schedule). . . . .	3b	
4	Qualifying distributions. Add lines 1a through 3b Enter here and on Part V, line 8, and Part XIII, line 4	4	67,948
5	Foundations that qualify under section 4940(e) for the reduced rate of tax on net investment income Enter 1% of Part I, line 27b (see instructions). . . . .	5	
6	Adjusted qualifying distributions. Subtract line 5 from line 4. . . . .	6	67,948
Note: The amount on line 6 will be used in Part V, column (b), in subsequent years when calculating whether the foundation qualifies for the section 4940(e) reduction of tax in those years			

Part XIII

Undistributed Income (see instructions)

	(a) Corpus	(b) Years prior to 2012	(c) 2012	(d) 2013
1 Distributable amount for 2013 from Part XI, line 7				66,796
2 Undistributed income, if any, as of the end of 2013				
a Enter amount for 2012 only. . . . .			59,695	
b Total for prior years 20____, 20____, 20____				
3 Excess distributions carryover, if any, to 2013				
a From 2008. . . . .				
b From 2009. . . . .				
c From 2010. . . . .				
d From 2011. . . . .				
e From 2012. . . . .				
f Total of lines 3a through e. . . . .				
4 Qualifying distributions for 2013 from Part XII, line 4 ▶ \$ 67,948				
a Applied to 2012, but not more than line 2a			59,695	
b Applied to undistributed income of prior years (Election required—see instructions). . . . .				
c Treated as distributions out of corpus (Election required—see instructions). . . . .				
d Applied to 2013 distributable amount. . . . .				8,253
e Remaining amount distributed out of corpus				
5 Excess distributions carryover applied to 2013 (If an amount appears in column (d), the same amount must be shown in column (a).)				
6 Enter the net total of each column as indicated below:				
a Corpus Add lines 3f, 4c, and 4e Subtract line 5				
b Prior years' undistributed income Subtract line 4b from line 2b. . . . .				
c Enter the amount of prior years' undistributed income for which a notice of deficiency has been issued, or on which the section 4942(a) tax has been previously assessed. . . . .				
d Subtract line 6c from line 6b Taxable amount—see instructions . . . . .				
e Undistributed income for 2012 Subtract line 4a from line 2a Taxable amount—see instructions . . . . .				
f Undistributed income for 2013 Subtract lines 4d and 5 from line 1 This amount must be distributed in 2014 . . . . .				58,543
7 Amounts treated as distributions out of corpus to satisfy requirements imposed by section 170(b)(1)(F) or 4942(g)(3) (see instructions). . . . .				
8 Excess distributions carryover from 2008 not applied on line 5 or line 7 (see instructions). . . .				
9 Excess distributions carryover to 2014. Subtract lines 7 and 8 from line 6a . . . . .				
10 Analysis of line 9				
a Excess from 2009. . . .				
b Excess from 2010. . . .				
c Excess from 2011. . . .				
d Excess from 2012. . . .				
e Excess from 2013. . . .				

## Part XIV

**1a** If the foundation has received a ruling or determination letter that it is a private operating foundation, and the ruling is effective for 2013, enter the date of the ruling. . . .

Check box to indicate whether the organization is a private operating foundation described in section 4942(j)(3) or 4942(j)(5)

	Tax year	Prior 3 years			(e) Total
	(a) 2013	(b) 2012	(c) 2011	(d) 2010	
<b>2a</b> Enter the lesser of the adjusted net income from Part I or the minimum investment return from Part X for each year listed . . . . .					
<b>b</b> 85% of line 2a . . . . .					
<b>c</b> Qualifying distributions from Part XII, line 4 for each year listed . . . . .					
<b>d</b> Amounts included in line 2c not used directly for active conduct of exempt activities . . . . .					
<b>e</b> Qualifying distributions made directly for active conduct of exempt activities Subtract line 2d from line 2c . . . . .					
<b>3</b> Complete 3a, b, or c for the alternative test relied upon					
<b>a</b> "Assets" alternative test—enter					
<b>(1)</b> Value of all assets . . . . .					
<b>(2)</b> Value of assets qualifying under section 4942(j)(3)(B)(i)					
<b>b</b> "Endowment" alternative test— enter 2/3 of minimum investment return shown in Part X, line 6 for each year listed. . . . .					
<b>c</b> "Support" alternative test—enter					
<b>(1)</b> Total support other than gross investment income (interest, dividends, rents, payments on securities loans (section 512(a)(5)), or royalties). . . . .					
<b>(2)</b> Support from general public and 5 or more exempt organizations as provided in section 4942(j)(3)(B)(iii). . . . .					
<b>(3)</b> Largest amount of support from an exempt organization					
<b>(4)</b> Gross investment income					

**Part XV** **Supplementary Information (Complete this part only if the organization had \$5,000 or more in assets at any time during the year—see instructions.)**

## 1 Information Regarding Foundation Managers:

■ List any managers of the foundation who have contributed more than 2% of the total contributions received by the foundation before the close of any tax year (but only if they have contributed more than \$5,000) (See section 507(d)(2) )

• List any managers of the foundation who own 10% or more of the stock of a corporation (or an equally large portion of the ownership of a partnership or other entity) of which the foundation has a 10% or greater interest

**2 Information Regarding Contribution, Grant, Gift, Loan, Scholarship, etc., Programs:**

Check here ☒ if the foundation only makes contributions to preselected charitable organizations and does not accept unsolicited requests for funds. If the foundation makes gifts, grants, etc. (see instructions) to individuals or organizations under other conditions, complete items 2a, b, c, and d.

**a** The name, address, and telephone number of the person to whom applications should be addressed

**b** The form in which applications should be submitted and information and materials they should include

**c** Any submission deadlines

**d** Any restrictions or limitations on awards, such as by geographical areas, charitable fields, kinds of institutions, or other factors

Part XV

Supplementary Information (continued)

3 Grants and Contributions Paid During the Year or Approved for Future Payment

Recipient	If recipient is an individual, show any relationship to any foundation manager or substantial contributor	Foundation status of recipient	Purpose of grant or contribution	Amount
Name and address (home or business)				
a Paid during the year See Additional Data Table				
Total . . . . .			3a	67,873
b Approved for future payment				
Total . . . . .			3b	


Enter gross amounts unless otherwise indicated

## Part XVI-B Relationship of Activities to the Accomplishment of Exempt Purposes


Form **990-PF** (2013)



Form 990PF Part XV Line 3 - Grants and Contributions Paid During the Year or Approved for Future Payment

Recipient	If recipient is an individual, show any relationship to any foundation manager or substantial contributor	Foundation status of recipient	Purpose of grant or contribution	Amount
Name and address (home or business)				
<b>a</b> Paid during the year				
AWARENESS FOUNDATION 2430 K STREET NW WASHINGTON,DC 20037		PUBLIC CHARI	AT DONEES DISCRETION	2,000
CONGREGATION RODEF SHALOM CORNER OF ELM WOODBINE YOUNGSTOWN,OH 44505		PUBLIC CHARI	AT DONEES DISCRETION	3,886
CONGREGATION SHAARES EMETH 11645 LADUE RD ST LOUIS,MO 63141		PUBLIC CHARI	AT DONEES DISCRETION	2,787
HOSPICE CARE NETWORK 99 SUNNYSIDE BLVD WOODBURY,NY 11797		PUBLIC CHARI	AT DONEES DISCRETION	1,000
NATIONAL PARKINSON FOUNDATION 1501 NW 9TH AVE/BOB HOPE MIAMI,FL 33136		PUBLIC CHARI	AT DONEES DISCRETION	10,000
OHIO STATE UNIVERSITY HILLEL FOUNDA 55 W 12TH AVE COLUMBUS,OH 43213		PUBLIC CHARI	AT DONEES DISCRETION	1,000
AMERICAN HEART ASSOCIATION 7272 GREENVILLE AVE DALLAS,TX 75231		PUBLIC CHARI	AT DONEES DISCRETION	1,000
CHICAGO ART INSTITUTE 111 S MICHIGAN AVENUE CHICAGO,IL 60603		PUBLIC CHARI	AT DONEES DISCRETION	300
CRYSTAL BRIDGES MUSEUM OF AMERICAN 7600 MUSEUM WAY BENTONVILLE,AR 72712		PUBLIC CHARI	AT DONEES DISCRETION	200
FIELD MUSEUM 1400 S LAKE SHORE DRIVE CHICAGO,IL 60605		PUBLIC CHARI	AT DONEES DISCRETION	300
JEWISH CHILDREN AND FAMILY SERVICES 12 MILLSTONE CAMPUS ST LOUIS,MO 63146		PUBLIC CHARI	AT DONEES DISCRETION	1,000
JEWISH NATIONAL FUND 78 RANDALL AVENUE ROCKVILLE CENTRE,NY 11570		PUBLIC CHARI	AT DONEES DISCRETION	1,000
JEWISH UNITED FUND 30 S WELLS SUITE 3156 CHICAGO,IL 60606		PUBLIC CHARI	AT DONEES DISCRETION	28,500
LINCOLN PARK FRIENDSHIP CENTER 3448 W FOSTER AVE CHICAGO,IL 60625		PUBLIC CHARI	AT DONEES DISCRETION	1,000
LUPUS FOUNDATION OF AMERICA ILLINO 525 W MONROE ST STE 9 CHICAGO,IL 60661		PUBLIC CHARI	AT DONEES DISCRETION	1,000
<b>Total . . . . .</b>  <b>3a</b>				67,873

Form 990PF Part XV Line 3 - Grants and Contributions Paid During the Year or Approved for Future Payment

Recipient	If recipient is an individual, show any relationship to any foundation manager or substantial contributor	Foundation status of recipient	Purpose of grant or contribution	Amount
Name and address (home or business)				
<b>a</b> <i>Paid during the year</i>				
LYRIC OPERA 20 N WACKER DRIVE SUITE CHICAGO,IL 60606		PUBLIC CHARI	AT DONEES DISCRETION	500
MISSOURI BOTANICAL GARDEN 2345 TOWER GROVE AVE ST LOUIS,MO 63110		PUBLIC CHARI	AT DONEES DISCRETION	500
MUSEUM OF CONTEMPORARY ART CHICAGO 220 EAST CHICAGO AVENUE CHICAGO,IL 60611		PUBLIC CHARI	AT DONEES DISCRETION	1,000
MUSEUM OF SCIENCE AND INDUSTRY 5700 S LAKE SHORE DRIVE CHICAGO,IL 60637		PUBLIC CHARI	AT DONEES DISCRETION	300
NATIONAL CENTER FOR LAW AND ECONOMI 275 SEVENTH AVENUE SUITE NEW YORK,NY 10001		PUBLIC CHARI	AT DONEES DISCRETION	500
NATIONAL MUSEUM OF MEXICAN ART 1852 W 19TH ST CHICAGO,IL 60608		PUBLIC CHARI	AT DONEES DISCRETION	300
OXFAM AMERICA 226 CAUSEWAY STREET 5TH BOSTON,MA 02114		PUBLIC CHARI	AT DONEES DISCRETION	1,000
PLANNED PARENTHOOD 18 S MICHIGAN AVENUE 6T CHICAGO,IL 60603		PUBLIC CHARI	AT DONEES DISCRETION	1,000
PLANNED PARENTHOOD - EASTERN MISSOU 4251 FOREST PARK AVE ST LOUIS,MO 63108		PUBLIC CHARI	AT DONEES DISCRETION	1,000
SAINT LOUIS ART MUSEUM 560 TRINITY ST LOUIS,MO 63130		PUBLIC CHARI	AT DONEES DISCRETION	500
SAINT LOUIS ZOO P O BOX 790090 ST LOUIS,MO 63179		PUBLIC CHARI	AT DONEES DISCRETION	500
SUSAN G KOMEN FUND WALK 5805 LBJ FREEWAY ST 250 DALLAS,TX 75244		PUBLIC CHARI	AT DONEES DISCRETION	2,000
TEMPLE SHALOM OF NORTHWEST ARKANSAS 608 N STONER AVE FAYETTEVILLE,AR 72701		PUBLIC CHARI	AT DONEES DISCRETION	800
UNITED WAY -- NORTHWEST ARKANSAS 100 PARKWOOD ST LOWELL,AR 72745		PUBLIC CHARI	AT DONEES DISCRETION	1,000
UNIVERSITY OF PENNSYLVANIA 601 FRANKLIN BUILDING 34 PHILADELPHIA,PA 19104		PUBLIC CHARI	AT DONEES DISCRETION	500
<b>Total . . . . .</b>  <b>3a</b>				67,873



Form 990PF Part XV Line 3 - Grants and Contributions Paid During the Year or Approved for Future Payment

Recipient	If recipient is an individual, show any relationship to any foundation manager or substantial contributor	Foundation status of recipient	Purpose of grant or contribution	Amount
Name and address (home or business)				
<b>a</b> <i>Paid during the year</i>				
WASHINGTON UNIVERSITY 1 BROOKINGS DRIVE CAMPUS SAINT LOUIS,MO 63130		PUBLIC CHARI	AT DONEES DISCRETION	1,000
WORLD WILDLIFE FUND PO BOX 97180 WASHINGTON,DC 20090		PUBLIC CHARI	AT DONEES DISCRETION	500
<b>Total . . . . . ▶ 3a</b>				67,873

TY 2013 Compensation Explanation

**Name:** BABS AND MAURY YOUNG FOUNDATION

**EIN:** 51-0365021

Person Name	Explanation
M A YOUNG	
BABETTE S YOUNG	
ROBERT A YOUNG	

Note: To capture the full content of this document, please select landscape mode (11" x 8.5") when printing.

TY 2013 Gain/Loss from Sale of Other Assets Schedule

Name: BABS AND MAURY YOUNG FOUNDATION  
EIN: 51-0365021

Name	Date Acquired	How Acquired	Date Sold	Purchaser Name	Gross Sales Price	Basis	Basis Method	Sales Expenses	Total (net)	Accumulated Depreciation
1 ARM HLDGS PLC	2013-10	PURCHASE	2013-11		45	48			-3	
1 ARM HLDGS PLC	2013-10	PURCHASE	2014-01		47	50			-3	
1 ARM HLDGS PLC	2013-10	PURCHASE	2014-02		46	48			-2	
3 ARM HLDGS PLC	2013-10	PURCHASE	2014-02		138	143			-5	
2 DISCOVERY COMMUNICATIONS INC	2013-12	PURCHASE	2014-02		166	180			-14	
1 MERCADOLIBRE INC	2013-09	PURCHASE	2013-11		113	131			-18	
1 PHARMACYCLICS INC	2014-01	PURCHASE	2014-01		132	135			-3	
2 VMWARE INC	2013-05	PURCHASE	2013-06		135	155			-20	
1 ALEXION PHARMACEUTICALS INC	2012-10	PURCHASE	2013-04		92	115			-23	
11 ALEXION PHARMACEUTICALS INC	2012-12	PURCHASE	2013-04		1,008	1,040			-32	
3 ALEXION PHARMACEUTICALS INC	2013-01	PURCHASE	2013-04		275	290			-15	
6 ALEXION PHARMACEUTICALS INC	2012-12	PURCHASE	2013-04		539	567			-28	
8 ALEXION PHARMACEUTICALS INC	2013-01	PURCHASE	2013-04		719	753			-34	
18 ALEXION PHARMACEUTICALS INC	2013-02	PURCHASE	2013-04		1,618	1,560			58	
2 ALLERGAN INC	2013-05	PURCHASE	2014-01		229	207			22	
3 ALLERGAN INC	2013-05	PURCHASE	2014-01		346	311			35	
2 ALLERGAN INC	2013-05	PURCHASE	2014-01		230	198			32	
13 ALLERGAN INC	2013-07	PURCHASE	2014-01		1,495	1,198			297	
1 AMAZON COM INC	2013-05	PURCHASE	2013-06		277	269			8	
1 AMAZON COM INC	2013-09	PURCHASE	2013-11		367	294			73	
1 AMAZON COM INC	2013-05	PURCHASE	2013-11		366	267			99	
1 AMAZON COM INC	2013-09	PURCHASE	2013-11		366	294			72	
4 APPLE INC	2012-08	PURCHASE	2013-06		1,599	2,510			-911	
3 BRISTOL MYERS SQUIBB CO	2013-01	PURCHASE	2013-06		135	99			36	
6 BRISTOL MYERS SQUIBB CO	2013-01	PURCHASE	2013-06		271	200			71	
5 COGNIZANT TECHNOLOGY SOLUTIONS	2013-07	PURCHASE	2013-11		466	364			102	
6 COGNIZANT TECHNOLOGY SOLUTIONS	2013-07	PURCHASE	2013-12		591	437			154	
4 COGNIZANT TECHNOLOGY SOLUTIONS	2013-07	PURCHASE	2014-01		384	292			92	
1001 COLUMBIA SHORT TERM BOND FUND	2013-08	PURCHASE	2014-02		10,000	9,980			20	
503 51 COLUMBIA SHORT TERM BOND FUND	2013-08	PURCHASE	2014-03		5,030	5,020			10	

Name	Date Acquired	How Acquired	Date Sold	Purchaser Name	Gross Sales Price	Basis	Basis Method	Sales Expenses	Total (net)	Accumulated Depreciation
19 EMC CORP	2012-09	PURCHASE	2013-05		438	522			-84	
15 EMC CORP	2012-10	PURCHASE	2013-05		346	411			-65	
15 EMC CORP	2013-01	PURCHASE	2013-05		346	370			-24	
7 EDWARDS LIFESCIENCES CORP	2012-10	PURCHASE	2013-09		483	756			-273	
2 EDWARDS LIFESCIENCES CORP	2012-12	PURCHASE	2013-09		138	182			-44	
1 EDWARDS LIFESCIENCES CORP	2012-12	PURCHASE	2013-09		69	91			-22	
13 EDWARDS LIFESCIENCES CORP	2012-12	PURCHASE	2013-09		887	1,185			-298	
15 EDWARDS LIFESCIENCES CORP	2013-02	PURCHASE	2013-09		1,023	1,299			-276	
13 EDWARDS LIFESCIENCES CORP	2013-02	PURCHASE	2013-09		887	1,135			-248	
5 EDWARDS LIFESCIENCES CORP	2013-06	PURCHASE	2013-09		341	350			-9	
37 FACEBOOK INC	2013-01	PURCHASE	2013-07		1,251	1,076			175	
15 FACEBOOK INC	2013-02	PURCHASE	2013-07		507	424			83	
10 FACEBOOK INC	2013-02	PURCHASE	2013-07		338	282			56	
20 FACEBOOK INC	2013-05	PURCHASE	2013-07		676	489			187	
14 FACEBOOK INC	2013-06	PURCHASE	2013-07		473	341			132	
25 FACEBOOK INC	2013-06	PURCHASE	2013-07		917	609			308	
58 FACEBOOK INC	2012-10	PURCHASE	2013-09		2,563	1,332			1,231	
24 FACEBOOK INC	2013-06	PURCHASE	2013-09		1,060	585			475	
16 FACEBOOK INC	2012-10	PURCHASE	2013-10		836	368			468	
3 FACEBOOK INC	2014-01	PURCHASE	2014-02		207	163			44	
15 FACEBOOK INC	2014-01	PURCHASE	2014-02		1,066	813			253	
23 GILEAD SCIENCES INC	2013-03	PURCHASE	2013-04		1,222	1,035			187	
2 GILEAD SCIENCES INC	2013-02	PURCHASE	2013-05		113	85			28	
11 GILEAD SCIENCES INC	2013-03	PURCHASE	2013-05		619	495			124	
18 GILEAD SCIENCES INC	2013-01	PURCHASE	2013-11		1,254	699			555	
8 GILEAD SCIENCES INC	2013-02	PURCHASE	2013-11		557	333			224	
4 GILEAD SCIENCES INC	2013-02	PURCHASE	2013-11		279	169			110	
1 0 GOOGLE INC	2013-12	PURCHASE	2014-02		1,182	1,090			92	
1 5 KNOWLES CORP	2014-01	PURCHASE	2014-03		44	47			-3	
2 KNOWLES CORP	2014-01	PURCHASE	2014-03		58	63			-5	

Name	Date Acquired	How Acquired	Date Sold	Purchaser Name	Gross Sales Price	Basis	Basis Method	Sales Expenses	Total (net)	Accumulated Depreciation
9 LAS VEGAS SANDS CORP	2012-09	PURCHASE	2013-08		496	397			99	
39 LAS VEGAS SANDS CORP	2012-10	PURCHASE	2013-08		2,150	1,794			356	
1 MONSANTO CO	2013-06	PURCHASE	2013-11		111	106			5	
4 NOVO-NORDISK A S	2013-06	PURCHASE	2013-11		695	640			55	
1 PRECISION CASTPARTS CORP	2013-03	PURCHASE	2013-06		220	186			34	
1 PRECISION CASTPARTS CORP	2013-09	PURCHASE	2013-11		259	228			31	
1 PRECISION CASTPARTS CORP	2013-09	PURCHASE	2014-02		260	228			32	
1 PRECISION CASTPARTS CORP	2013-09	PURCHASE	2014-02		257	228			29	
1 PRICELINE GROUP INC	2013-04	PURCHASE	2013-11		1,034	700			334	
1 PRICELINE GROUP INC	2013-01	PURCHASE	2013-12		1,188	660			528	
1 PRICELINE GROUP INC	2014-01	PURCHASE	2014-02		1,320	1,153			167	
8 QUALCOMM INC	2012-10	PURCHASE	2013-09		546	498			48	
5 0 QUALCOMM INC	2013-01	PURCHASE	2013-09		341	319			22	
5 0 QUALCOMM INC	2013-04	PURCHASE	2013-09		341	325			16	
18 RED HAT INC	2013-05	PURCHASE	2013-12		1,003	992			11	
25 RED HAT INC	2013-05	PURCHASE	2014-01		1,385	1,377			8	
36 RED HAT INC	2013-05	PURCHASE	2014-03		2,051	1,983			68	
13 SALESFORCE COM INC	2013-04	PURCHASE	2014-02		826	534			292	
4 SALESFORCE COM INC	2013-06	PURCHASE	2014-02		254	153			101	
3 TESLA MTRS INC	2013-08	PURCHASE	2014-01		527	492			35	
7 TESLA MTRS INC	2013-10	PURCHASE	2014-01		1,230	1,188			42	
7 TESLA MTRS INC	2013-08	PURCHASE	2014-02		1,377	1,148			229	
1 TESLA MTRS INC	2013-08	PURCHASE	2014-02		195	164			31	
5 TESLA MTRS INC	2013-08	PURCHASE	2014-02		976	820			156	
2 0 TESLA MTRS INC	2013-08	PURCHASE	2014-02		421	328			93	
2 0 TJX COS INC NEW	2013-04	PURCHASE	2013-11		126	95			31	
14 VERIZON COMMUNICATIONS INC	2013-03	PURCHASE	2013-06		700	669			31	
14 VERIZON COMMUNICATIONS INC	2014-02	PURCHASE	2014-03		7	7				
3 VERTEX PHARMACEUTICALS INC	2013-04	PURCHASE	2014-01		238	250			-12	
2 VMWARE INC	2013-05	PURCHASE	2014-01		186	161			25	

Name	Date Acquired	How Acquired	Date Sold	Purchaser Name	Gross Sales Price	Basis	Basis Method	Sales Expenses	Total (net)	Accumulated Depreciation
2 VMWARE INC	2013-11	PURCHASE	2014-01		186	158			28	
12 VMWARE INC	2013-11	PURCHASE	2014-01		1,115	973			142	
7 VMWARE INC	2013-05	PURCHASE	2014-03		764	543			221	
11 VMWARE INC	2013-11	PURCHASE	2014-03		1,201	868			333	
48 VODAFONE GROUP PLC NEW	2013-10	PURCHASE	2014-03		1,787	3,246			-1,459	
9 YUM BRANDS INC	2012-10	PURCHASE	2013-04		610	604			6	
5 YUM BRANDS INC	2012-09	PURCHASE	2013-05		351	333			18	
4 YUM BRANDS INC	2012-10	PURCHASE	2013-05		281	269			12	
5 0 YUM BRANDS INC	2012-07	PURCHASE	2013-06		358	323			35	
5 0 YUM BRANDS INC	2012-08	PURCHASE	2013-06		358	324			34	
2 0 YUM BRANDS INC	2012-09	PURCHASE	2013-06		143	133			10	
10 YUM BRANDS INC	2013-02	PURCHASE	2013-06		715	653			62	
4 0 MICHAEL KORS HLDGS LTD	2013-04	PURCHASE	2013-05		247	216			31	
8 0 MICHAEL KORS HLDGS LTD	2013-04	PURCHASE	2013-09		603	433			170	
1 0 FASTENAL CO	2013-01	PURCHASE	2014-02		45	45				
55 ABBOTT LABS	2012-01	PURCHASE	2014-02		2,045	1,446			599	
8 ABBOTT LABS	2013-01	PURCHASE	2014-02		297	266			31	
15 ABBOTT LABS	2013-01	PURCHASE	2014-02		558	498			60	
2 ALEXION PHARMACEUTICALS INC	2012-01	PURCHASE	2013-04		180	149			31	
4 ALEXION PHARMACEUTICALS INC	2012-01	PURCHASE	2013-05		416	298			118	
2 ALEXION PHARMACEUTICALS INC	2012-01	PURCHASE	2013-06		185	149			36	
6 ALEXION PHARMACEUTICALS INC	2012-01	PURCHASE	2013-11		719	447			272	
10 ALLERGAN INC	2012-01	PURCHASE	2014-01		1,150	887			263	
4 ALLERGAN INC	2012-09	PURCHASE	2014-01		460	358			102	
12 ALLERGAN INC	2010-11	PURCHASE	2014-03		1,473	822			651	
7 ALLERGAN INC	2011-01	PURCHASE	2014-03		859	505			354	
5 ALLERGAN INC	2011-02	PURCHASE	2014-03		614	370			244	
5 ALLERGAN INC	2011-03	PURCHASE	2014-03		614	348			266	
5 ALLERGAN INC	2011-03	PURCHASE	2014-03		614	351			263	
6 ALLERGAN INC	2011-12	PURCHASE	2014-03		736	417			319	

Name	Date Acquired	How Acquired	Date Sold	Purchaser Name	Gross Sales Price	Basis	Basis Method	Sales Expenses	Total (net)	Accumulated Depreciation
12 ALLERGAN INC	2012-01	PURCHASE	2014-03		1,473	1,065			408	
7 AMAZON COM INC	2012-01	PURCHASE	2013-12		2,802	1,348			1,454	
20 AT&T INC	2011-04	PURCHASE	2013-10		701	610			91	
2 AT&T INC	2011-04	PURCHASE	2013-10		70	61			9	
68 AT&T INC	2012-01	PURCHASE	2013-10		2,384	2,004			380	
5 BAIDU INC	2012-01	PURCHASE	2013-06		475	620			-145	
15 BAIDU INC	2012-01	PURCHASE	2013-07		1,906	1,859			47	
2 BAIDU INC	2012-01	PURCHASE	2013-11		318	248			70	
7 BAIDU INC	2012-01	PURCHASE	2013-12		1,179	867			312	
20 BHP BILLITON LTD	2012-01	PURCHASE	2013-05		1,368	1,608			-240	
6 BIOGEN IDEC INC	2012-01	PURCHASE	2013-04		1,274	707			567	
12 BIOGEN IDEC INC	2012-01	PURCHASE	2013-06		2,485	1,414			1,071	
17 BRISTOL MYERS SQUIBB CO	2012-01	PURCHASE	2013-06		767	553			214	
22 BRISTOL MYERS SQUIBB CO	2012-01	PURCHASE	2013-11		1,154	716			438	
63 BRISTOL MYERS SQUIBB CO	2012-01	PURCHASE	2014-01		3,506	2,049			1,457	
59 BRISTOL MYERS SQUIBB CO	2012-01	PURCHASE	2014-01		3,262	1,919			1,343	
5 CELGENE CORP	2012-01	PURCHASE	2013-04		576	364			212	
10 CELGENE CORP	2012-01	PURCHASE	2013-04		1,262	727			535	
2 CELGENE CORP	2012-01	PURCHASE	2013-06		236	145			91	
2 CELGENE CORP	2012-01	PURCHASE	2013-10		310	145			165	
9 CELGENE CORP	2012-01	PURCHASE	2013-11		1,381	655			726	
7 CELGENE CORP	2012-01	PURCHASE	2014-01		1,163	509			654	
7 CELGENE CORP	2012-01	PURCHASE	2014-01		1,112	509			603	
1 CELGENE CORP	2012-01	PURCHASE	2014-02		160	73			87	
17 COGNIZANT TECHNOLOGY SOLUTIONS	2012-01	PURCHASE	2014-01		1,633	1,208			425	
1 0 COGNIZANT TECHNOLOGY SOLUTIONS	2012-01	PURCHASE	2014-02		97	71			26	
13354 70 COLUMBIA INTERMEDIATE BOND	2012-02	PURCHASE	2013-08		121,528	125,000			-3,472	
12286 33 COLUMBIA INTERMEDIATE BOND	2012-02	PURCHASE	2013-08		111,806	115,000			-3,194	
2665 25 COLUMBIA INTERMEDIATE BOND F	2012-03	PURCHASE	2013-08		24,254	25,000			-746	
3486 4 COLUMBIA SHORT TERM BOND FUND	2012-02	PURCHASE	2014-03		34,829	34,585			244	

Name	Date Acquired	How Acquired	Date Sold	Purchaser Name	Gross Sales Price	Basis	Basis Method	Sales Expenses	Total (net)	Accumulated Depreciation
1015 09 COLUMBIA SHORT TERM BOND FUN	2012-03	PURCHASE	2014-03		10,141	10,090			51	
19 DIGITAL RLTY TR INC	2012-01	PURCHASE	2013-06		1,130	1,317			-187	
7 DIGITAL RLTY TR INC	2012-01	PURCHASE	2013-06		423	485			-62	
15 EMC CORP	2009-09	PURCHASE	2013-05		346	257			89	
60 EMC CORP	2009-10	PURCHASE	2013-05		1,383	1,015			368	
50 EMC CORP	2010-02	PURCHASE	2013-05		1,152	849			303	
25 EMC CORP	2010-05	PURCHASE	2013-05		576	486			90	
105 EMC CORP	2012-01	PURCHASE	2013-05		2,419	2,677			-258	
40 EDWARDS LIFESCIENCES CORP	2012-06	PURCHASE	2013-09		2,760	3,895			-1,135	
8 EDWARDS LIFESCIENCES CORP	2012-09	PURCHASE	2013-09		552	846			-294	
5 EDWARDS LIFESCIENCES CORP	2012-09	PURCHASE	2013-09		345	524			-179	
7 EXXON MOBIL CORP	2012-01	PURCHASE	2014-01		693	607			86	
8 EXXON MOBIL CORP	2012-03	PURCHASE	2014-01		792	696			96	
28 FACEBOOK INC	2012-10	PURCHASE	2014-02		1,989	643			1,346	
10 FMC TECHNOLOGIES INC	2012-01	PURCHASE	2013-05		561	535			26	
11 FMC TECHNOLOGIES INC	2012-01	PURCHASE	2013-07		628	588			40	
3 FMC TECHNOLOGIES INC	2012-01	PURCHASE	2014-02		151	160			-9	
2 FRANKLIN RES INC	2012-01	PURCHASE	2013-05		332	214			118	
2 FRANKLIN RES INC	2012-01	PURCHASE	2013-11		109	71			38	
26 FRANKLIN RES INC	2012-01	PURCHASE	2013-12		1,479	925			554	
52 FRANKLIN RES INC	2012-01	PURCHASE	2014-03		2,795	1,851			944	
55 FRANKLIN RES INC	2012-01	PURCHASE	2014-03		2,924	1,958			966	
4 GILEAD SCIENCES INC	2012-09	PURCHASE	2013-11		279	131			148	
23 GILEAD SCIENCES INC	2012-09	PURCHASE	2014-01		1,714	755			959	
15 GILEAD SCIENCES INC	2012-09	PURCHASE	2014-01		1,207	492			715	
1 GOOGLE INC	2007-08	PURCHASE	2013-05		906	511			395	
17 HOME DEPOT INC	2012-01	PURCHASE	2013-09		1,312	759			553	
7 INTERNATIONAL BUSINESS MACHS	2012-01	PURCHASE	2013-07		1,360	1,335			25	
5 INTERNATIONAL BUSINESS MACHS	2012-01	PURCHASE	2014-01		929	953			-24	
74 KINDER MORGAN INC DEL	2012-01	PURCHASE	2013-09		2,654	2,449			205	



Name	Date Acquired	How Acquired	Date Sold	Purchaser Name	Gross Sales Price	Basis	Basis Method	Sales Expenses	Total (net)	Accumulated Depreciation
15 5 KNOWLES CORP	2012-01	PURCHASE	2014-03		450	318			132	
22 LAS VEGAS SANDS CORP	2012-01	PURCHASE	2013-05		1,283	1,078			205	
13 LAS VEGAS SANDS CORP	2012-01	PURCHASE	2013-07		723	635			88	
20 LAS VEGAS SANDS CORP	2011-08	PURCHASE	2013-08		1,102	816			286	
30 LAS VEGAS SANDS CORP	2012-01	PURCHASE	2013-08		1,654	1,465			189	
15 LAS VEGAS SANDS CORP	2012-07	PURCHASE	2013-08		827	635			192	
3 LAUDER ESTEE COS INC	2012-01	PURCHASE	2013-05		215	175			40	
13 LAUDER ESTEE COS INC	2012-01	PURCHASE	2013-06		885	757			128	
16 LAUDER ESTEE COS INC	2012-01	PURCHASE	2013-06		1,088	931			157	
30 LAUDER ESTEE COS INC	2012-01	PURCHASE	2013-08		1,988	1,746			242	
16 LAUDER ESTEE COS INC	2011-10	PURCHASE	2013-08		1,042	735			307	
23 LAUDER ESTEE COS INC	2012-01	PURCHASE	2013-08		1,499	1,339			160	
4 LINKEDIN CORP	2012-05	PURCHASE	2013-07		800	448			352	
3 LINKEDIN CORP	2012-05	PURCHASE	2013-07		598	336			262	
26 NORDSTROM INC	2012-01	PURCHASE	2013-08		1,531	1,258			273	
4 NOVO-NORDISK A S	2012-01	PURCHASE	2013-11		695	479			216	
15 NOVO-NORDISK A S	2012-01	PURCHASE	2013-11		2,612	1,795			817	
5 NOVO-NORDISK A S	2012-01	PURCHASE	2013-11		871	598			273	
11 OCCIDENTAL PETE CORP DEL	2012-01	PURCHASE	2013-09		982	1,104			-122	
4 OCCIDENTAL PETE CORP DEL	2012-03	PURCHASE	2013-09		357	420			-63	
9 PHILIP MORRIS INTL INC	2012-01	PURCHASE	2013-06		777	684			93	
10 QUALCOMM INC	2011-02	PURCHASE	2013-11		711	587			124	
13 QUALCOMM INC	2011-04	PURCHASE	2013-11		924	748			176	
7 QUALCOMM INC	2012-01	PURCHASE	2013-11		498	404			94	
8 QUALCOMM INC	2012-08	PURCHASE	2013-11		569	477			92	
1 QUALCOMM INC	2012-10	PURCHASE	2013-11		71	62			9	
18 QUALCOMM INC	2011-02	PURCHASE	2013-11		1,295	1,031			264	
2 QUALCOMM INC	2011-04	PURCHASE	2013-11		144	115			29	
7 QUALCOMM INC	2011-02	PURCHASE	2013-11		497	401			96	
10 QUALCOMM INC	2011-03	PURCHASE	2013-11		710	543			167	

Name	Date Acquired	How Acquired	Date Sold	Purchaser Name	Gross Sales Price	Basis	Basis Method	Sales Expenses	Total (net)	Accumulated Depreciation
10 QUALCOMM INC	2011-03	PURCHASE	2013-11		710	528			182	
10 QUALCOMM INC	2011-06	PURCHASE	2013-11		710	511			199	
15 QUALCOMM INC	2011-08	PURCHASE	2013-11		1,066	759			307	
7 QUALCOMM INC	2012-07	PURCHASE	2013-11		497	393			104	
13 RPM INTL INC	2012-01	PURCHASE	2014-02		506	322			184	
18 RPM INTL INC	2012-01	PURCHASE	2014-02		702	445			257	
14 RPM INTL INC	2012-01	PURCHASE	2014-02		549	346			203	
11 RPM INTL INC	2012-01	PURCHASE	2014-02		433	272			161	
10 RPM INTL INC	2012-01	PURCHASE	2014-02		391	247			144	
12 9 ROYAL DUTCH SHELL PLC	2012-01	PURCHASE	2013-09		838	924			-86	
6 ROYAL DUTCH SHELL PLC	2012-03	PURCHASE	2013-09		390	440			-50	
13 ROYAL DUTCH SHELL PLC	2012-01	PURCHASE	2013-09		838	931			-93	
10 ROYAL DUTCH SHELL PLC	2012-02	PURCHASE	2013-10		6	7			-1	
4 SEMPRA ENERGY	2012-01	PURCHASE	2013-07		341	232			109	
26 WESTAR ENERGY INC	2012-06	PURCHASE	2014-01		850	761			89	
11 WESTAR ENERGY INC	2012-06	PURCHASE	2014-01		358	321			37	
1 WESTAR ENERGY INC	2012-06	PURCHASE	2014-01		32	29			3	
11 WESTAR ENERGY INC	2012-06	PURCHASE	2014-01		358	322			36	
3 WESTAR ENERGY INC	2012-06	PURCHASE	2014-01		98	88			10	
13 YUM BRANDS INC	2012-02	PURCHASE	2013-06		930	837			93	
7 YUM BRANDS INC	2012-02	PURCHASE	2013-06		499	450			49	
59 YUM BRANDS INC	2012-02	PURCHASE	2013-07		4,209	3,761			448	
15 YUM BRANDS INC	2012-02	PURCHASE	2013-07		1,070	965			105	
7 MICHAEL KORS HLDGS LTD	2012-03	PURCHASE	2013-09		527	341			186	
8 MICHAEL KORS HLDGS LTD	2012-03	PURCHASE	2013-09		606	390			216	
20 MICHAEL KORS HLDGS LTD	2012-03	PURCHASE	2014-02		1,803	975			828	
12 MICHAEL KORS HLDGS LTD	2012-03	PURCHASE	2014-02		1,103	572			531	
1 1 ROYAL DUTCH SHELL PLC	2012-01	PURCHASE	2013-09		71	78			-7	

**TY 2013 Investments Corporate  
Stock Schedule**

**Name:** BABS AND MAURY YOUNG FOUNDATION  
**EIN:** 51-0365021

Name of Stock	End of Year Book Value	End of Year Fair Market Value
STOCKS	1,125,686	1,339,286

TY 2013 Other Assets Schedule

**Name:** BABS AND MAURY YOUNG FOUNDATION

**EIN:** 51-0365021

Description	Beginning of Year - Book Value	End of Year - Book Value	End of Year - Fair Market Value
OVERPAID FEDERAL EXCISE TAX	48		

**TY 2013 Other Expenses Schedule****Name:** BABS AND MAURY YOUNG FOUNDATION**EIN:** 51-0365021

Description	Revenue and Expenses per Books	Net Investment Income	Adjusted Net Income	Disbursements for Charitable Purposes
EXPENSES				
DELAWARE FRANCHISE TAX	25	12		13
CUSTODY FEES U S TRUST	2,186	2,186		
DELAWARE REGISTERED AGENT FEE	125	63		62

TY 2013 Other Liabilities Schedule

**Name:** BABS AND MAURY YOUNG FOUNDATION

**EIN:** 51-0365021

Description	Beginning of Year - Book Value	End of Year - Book Value
FED EXCISE TAX PAYABLE		73

**TY 2013 Taxes Schedule****Name:** BABS AND MAURY YOUNG FOUNDATION**EIN:** 51-0365021

Category	Amount	Net Investment Income	Adjusted Net Income	Disbursements for Charitable Purposes
FEDERAL EXCISE TAX	373	373		
FOREIGN TAXES	327	327		