



See a Social Security Number? Say Something!
Report Privacy Problems to <https://public.resource.org/privacy>
Or call the IRS Identity Theft Hotline at 1-800-908-4490



Form

990-PF

Department of the Treasury
Internal Revenue Service

Return of Private Foundation

or Section 4947(a)(1) Trust Treated as Private Foundation

▶ Do not enter Social Security numbers on this form as it may be made public. By law, the IRS cannot redact the information on the form.

▶ Information about Form 990-PF and its instructions is at www.irs.gov/form990pf.

OMB No 1545-0052

2013

Open to Public Inspection

For calendar year 2013, or tax year beginning 04-01-2013 , and ending 03-31-2014

Name of foundation Carroll J Haas Foundation		A Employer identification number 38-3415066	
% CARROLL J HAAS		B Telephone number (see instructions) (269) 496-4585	
Number and street (or P O box number if mail is not delivered to street address) 27020 Simpson Road PO Box 248 Suite		Room/suite	
City or town, state or province, country, and ZIP or foreign postal code Mendon, MI 490720248		C If exemption application is pending, check here ▶ <input type="checkbox"/>	
G Check all that apply <input type="checkbox"/> Initial return <input type="checkbox"/> Final return <input type="checkbox"/> Address change <input type="checkbox"/> Initial return of a former public charity <input type="checkbox"/> Amended return <input type="checkbox"/> Name change		D 1. Foreign organizations, check here ▶ <input type="checkbox"/> 2. Foreign organizations meeting the 85% test, check here and attach computation ▶ <input type="checkbox"/>	
H Check type of organization <input checked="" type="checkbox"/> Section 501(c)(3) exempt private foundation <input type="checkbox"/> Section 4947(a)(1) nonexempt charitable trust <input type="checkbox"/> Other taxable private foundation		E If private foundation status was terminated under section 507(b)(1)(A), check here ▶ <input type="checkbox"/>	
I Fair market value of all assets at end of year (from Part II, col. (c), line 16)▶ \$ 3,069,774	J Accounting method <input checked="" type="checkbox"/> Cash <input type="checkbox"/> Accrual <input type="checkbox"/> Other (specify) _____ (Part I, column (d) must be on cash basis.)	F If the foundation is in a 60-month termination under section 507(b)(1)(B), check here ▶ <input type="checkbox"/>	

Part I Analysis of Revenue and Expenses (The total of amounts in columns (b), (c), and (d) may not necessarily equal the amounts in column (a) (see instructions))		(a) Revenue and expenses per books	(b) Net investment income	(c) Adjusted net income	(d) Disbursements for charitable purposes (cash basis only)
Revenue	1 Contributions, gifts, grants, etc , received (attach schedule)	0			
	2 Check ▶ <input checked="" type="checkbox"/> if the foundation is not required to attach Sch B				
	3 Interest on savings and temporary cash investments				
	4 Dividends and interest from securities.	74,290	74,290		
	5a Gross rents				
	b Net rental income or (loss) _____				
	6a Net gain or (loss) from sale of assets not on line 10	-24,609			
	b Gross sales price for all assets on line 6a 981,330				
	7 Capital gain net income (from Part IV, line 2) . . .		0		
	8 Net short-term capital gain				
	9 Income modifications				
	10a Gross sales less returns and allowances				
	b Less Cost of goods sold				
	c Gross profit or (loss) (attach schedule)				
	11 Other income (attach schedule)	30,848			
	12 Total. Add lines 1 through 11	80,529	74,290		
Operating and Administrative Expenses	13 Compensation of officers, directors, trustees, etc	0			
	14 Other employee salaries and wages				
	15 Pension plans, employee benefits				
	16a Legal fees (attach schedule)				
	b Accounting fees (attach schedule)	8,120	2,707	0	5,413
	c Other professional fees (attach schedule)	5,727	5,727		
	17 Interest	148	148		
	18 Taxes (attach schedule) (see instructions)	62,756			
	19 Depreciation (attach schedule) and depletion . . .				
	20 Occupancy				
	21 Travel, conferences, and meetings				
	22 Printing and publications				
	23 Other expenses (attach schedule)	5,894	3		20
	24 Total operating and administrative expenses. Add lines 13 through 23	82,645	8,585	0	5,433
	25 Contributions, gifts, grants paid	120,460			120,460
	26 Total expenses and disbursements. Add lines 24 and 25	203,105	8,585	0	125,893
	27 Subtract line 26 from line 12				
	a Excess of revenue over expenses and disbursements	-122,576			
	b Net investment income (if negative, enter -0-)		65,705		
	c Adjusted net income (if negative, enter -0-)				

Part II Balance Sheets		Attached schedules and amounts in the description column should be for end-of-year amounts only (See instructions)	Beginning of year	End of year	
			(a) Book Value	(b) Book Value	(c) Fair Market Value
Assets	1	Cash—non-interest-bearing			
	2	Savings and temporary cash investments	73,753	241,334	241,334
	3	Accounts receivable ▶ <u>930</u>			
		Less allowance for doubtful accounts ▶ _____	600	930	930
	4	Pledges receivable ▶ _____			
		Less allowance for doubtful accounts ▶ _____			
	5	Grants receivable			
	6	Receivables due from officers, directors, trustees, and other disqualified persons (attach schedule) (see instructions)			
	7	Other notes and loans receivable (attach schedule) ▶ _____			
		Less allowance for doubtful accounts ▶ _____			
	8	Inventories for sale or use			
	9	Prepaid expenses and deferred charges			
	10a	Investments—U S and state government obligations (attach schedule)			
	b	Investments—corporate stock (attach schedule)	532,325	656,650	843,527
	c	Investments—corporate bonds (attach schedule).	213,077	211,650	215,500
	11	Investments—land, buildings, and equipment basis ▶ _____			
	Less accumulated depreciation (attach schedule) ▶ _____				
12	Investments—mortgage loans				
13	Investments—other (attach schedule)	969,752	556,367	1,768,483	
14	Land, buildings, and equipment basis ▶ _____				
	Less accumulated depreciation (attach schedule) ▶ _____				
15	Other assets (describe ▶ _____)				
16	Total assets (to be completed by all filers—see the instructions Also, see page 1, item I)	1,789,507	1,666,931	3,069,774	
Liabilities	17	Accounts payable and accrued expenses	0	0	
	18	Grants payable			
	19	Deferred revenue			
	20	Loans from officers, directors, trustees, and other disqualified persons			
	21	Mortgages and other notes payable (attach schedule)			
	22	Other liabilities (describe ▶ _____)			
	23	Total liabilities (add lines 17 through 22)	0	0	
Net Assets or Fund Balances	Foundations that follow SFAS 117, check here ▶ <input type="checkbox"/> and complete lines 24 through 26 and lines 30 and 31.				
	24	Unrestricted			
	25	Temporarily restricted			
	26	Permanently restricted			
	Foundations that do not follow SFAS 117, check here ▶ <input checked="" type="checkbox"/> and complete lines 27 through 31.				
	27	Capital stock, trust principal, or current funds			
	28	Paid-in or capital surplus, or land, bldg , and equipment fund			
	29	Retained earnings, accumulated income, endowment, or other funds	1,789,507	1,666,931	
	30	Total net assets or fund balances (see page 17 of the instructions)	1,789,507	1,666,931	
	31	Total liabilities and net assets/fund balances (see page 17 of the instructions)	1,789,507	1,666,931	

Part III Analysis of Changes in Net Assets or Fund Balances

1	Total net assets or fund balances at beginning of year—Part II, column (a), line 30 (must agree with end-of-year figure reported on prior year’s return)	1	1,789,507
2	Enter amount from Part I, line 27a	2	-122,576
3	Other increases not included in line 2 (itemize) ▶ _____	3	
4	Add lines 1, 2, and 3	4	1,666,931
5	Decreases not included in line 2 (itemize) ▶ _____	5	
6	Total net assets or fund balances at end of year (line 4 minus line 5)—Part II, column (b), line 30	6	1,666,931

Part IV Capital Gains and Losses for Tax on Investment Income

(a) List and describe the kind(s) of property sold (e g , real estate, 2-story brick warehouse, or common stock, 200 shs MLC Co)		(b) How acquired P—Purchase D—Donation	(c) Date acquired (mo , day, yr)	(d) Date sold (mo , day, yr)
1a	See Additional Data Table			
b				
c				
d				
e				

(e) Gross sales price	(f) Depreciation allowed (or allowable)	(g) Cost or other basis plus expense of sale	(h) Gain or (loss) (e) plus (f) minus (g)
a See Additional Data Table			
b			
c			
d			
e			

Complete only for assets showing gain in column (h) and owned by the foundation on 12/31/69			(I) Gains (Col (h) gain minus col (k), but not less than -0-) or Losses (from col (h))
(i) F M V as of 12/31/69	(j) Adjusted basis as of 12/31/69	(k) Excess of col (i) over col (j), if any	
a See Additional Data Table			
b			
c			
d			
e			

2	Capital gain net income or (net capital loss)	{ If gain, also enter in Part I, line 7 If (loss), enter -0- in Part I, line 7 }	2	-24,609
3	Net short-term capital gain or (loss) as defined in sections 1222(5) and (6) If gain, also enter in Part I, line 8, column (c) (see instructions) If (loss), enter -0- in Part I, line 8		3	

Part V Qualification Under Section 4940(e) for Reduced Tax on Net Investment Income

(For optional use by domestic private foundations subject to the section 4940(a) tax on net investment income)

If section 4940(d)(2) applies, leave this part blank

Was the foundation liable for the section 4942 tax on the distributable amount of any year in the base period? ☐ Yes ☒ No

If "Yes," the foundation does not qualify under section 4940(e) Do not complete this part




1 Enter the appropriate amount in each column for each year, see page 18 of the instructions before making any entries

(a) Base period years Calendar year (or tax year beginning in)	(b) Adjusted qualifying distributions	(c) Net value of noncharitable-use assets	(d) Distribution ratio (col (b) divided by col (c))
2012	138,305	2,797,937	0 049431
2011	131,060	2,551,588	0 051364
2010	119,738	2,408,150	0 049722
2009	34,074	1,971,066	0 017287
2008	72,098	1,937,967	0 037203

2	Total of line 1, column (d).	2	0 205007
3	Average distribution ratio for the 5-year base period—divide the total on line 2 by 5, or by the number of years the foundation has been in existence if less than 5 years	3	0 041001
4	Enter the net value of noncharitable-use assets for 2013 from Part X, line 5.	4	2,990,840
5	Multiply line 4 by line 3.	5	122,627
6	Enter 1% of net investment income (1% of Part I, line 27b).	6	657
7	Add lines 5 and 6.	7	123,284
8	Enter qualifying distributions from Part XII, line 4.	8	125,893

If line 8 is equal to or greater than line 7, check the box in Part VI, line 1b, and complete that part using a 1% tax rate See
the Part VI instructions

Part VI Excise Tax Based on Investment Income (Section 4940(a), 4940(b), 4940(e), or 4948—see page 18 of the instructions)		
1a Exempt operating foundations described in section 4940(d)(2), check here <input type="checkbox"/> and enter "N/A" on line 1		
Date of ruling or determination letter _____ (attach copy of letter if necessary—see instructions)		
b Domestic foundations that meet the section 4940(e) requirements in Part V, check here <input checked="" type="checkbox"/> and enter 1% of Part I, line 27b	1	657
c All other domestic foundations enter 2% of line 27b. Exempt foreign organizations enter 4% of Part I, line 12, col. (b)		
2 Tax under section 511 (domestic section 4947(a)(1) trusts and taxable foundations only. Others enter -0-)	2	
3 Add lines 1 and 2.	3	657
4 Subtitle A (income) tax (domestic section 4947(a)(1) trusts and taxable foundations only. Others enter -0-)	4	
5 Tax based on investment income. Subtract line 4 from line 3. If zero or less, enter -0-	5	657
6 Credits/Payments		
a 2013 estimated tax payments and 2012 overpayment credited to 2013	6a	5,440
b Exempt foreign organizations—tax withheld at source	6b	
c Tax paid with application for extension of time to file (Form 8868)	6c	
d Backup withholding erroneously withheld	6d	
7 Total credits and payments. Add lines 6a through 6d.	7	5,440
8 Enter any penalty for underpayment of estimated tax. Check here <input type="checkbox"/> if Form 2220 is attached	8	
9 Tax due. If the total of lines 5 and 8 is more than line 7, enter amount owed	9	
10 Overpayment. If line 7 is more than the total of lines 5 and 8, enter the amount overpaid	10	4,783
11 Enter the amount of line 10 to be Credited to 2014 estimated tax 4,783 Refunded	11	

Part VII-A Statements Regarding Activities			
1a During the tax year, did the foundation attempt to influence any national, state, or local legislation or did it participate or intervene in any political campaign? 		Yes	No
	1a		No
b Did it spend more than \$100 during the year (either directly or indirectly) for political purposes (see page 19 of the instructions for definition)?	1b		No
<i>If the answer is "Yes" to 1a or 1b, attach a detailed description of the activities and copies of any materials published or distributed by the foundation in connection with the activities.</i>			
c Did the foundation file Form 1120-POL for this year?	1c		No
d Enter the amount (if any) of tax on political expenditures (section 4955) imposed during the year: (1) On the foundation <input type="checkbox"/> \$ _____ (2) On foundation managers <input type="checkbox"/> \$ _____			
e Enter the reimbursement (if any) paid by the foundation during the year for political expenditure tax imposed on foundation managers <input type="checkbox"/> \$ _____			
2 Has the foundation engaged in any activities that have not previously been reported to the IRS? <i>If "Yes," attach a detailed description of the activities.</i>	2		No
3 Has the foundation made any changes, not previously reported to the IRS, in its governing instrument, articles of incorporation, or bylaws, or other similar instruments? <i>If "Yes," attach a conformed copy of the changes.</i> 	3		No
4a Did the foundation have unrelated business gross income of \$1,000 or more during the year?	4a	Yes	
b If "Yes," has it filed a tax return on Form 990-T for this year?	4b	Yes	
5 Was there a liquidation, termination, dissolution, or substantial contraction during the year? <i>If "Yes," attach the statement required by General Instruction T.</i> 	5		No
6 Are the requirements of section 508(e) (relating to sections 4941 through 4945) satisfied either: • By language in the governing instrument, or • By state legislation that effectively amends the governing instrument so that no mandatory directions that conflict with the state law remain in the governing instrument?	6	Yes	
7 Did the foundation have at least \$5,000 in assets at any time during the year? <i>If "Yes," complete Part II, col. (c), and Part XV.</i>	7	Yes	
8a Enter the states to which the foundation reports or with which it is registered (see instructions): <input type="checkbox"/> MI _____			
b If the answer is "Yes" to line 7, has the foundation furnished a copy of Form 990-PF to the Attorney General (or designate) of each state as required by General Instruction G? <i>If "No," attach explanation.</i>	8b	Yes	
9 Is the foundation claiming status as a private operating foundation within the meaning of section 4942(j)(3) or 4942(j)(5) for calendar year 2013 or the taxable year beginning in 2013 (see instructions for Part XIV)? <i>If "Yes," complete Part XIV</i>	9		No
10 Did any persons become substantial contributors during the tax year? <i>If "Yes," attach a schedule listing their names and addresses.</i>	10		No

Part VII-A

Statements Regarding Activities *(continued)*

11	At any time during the year, did the foundation, directly or indirectly, own a controlled entity within the meaning of section 512(b)(13)? If "Yes," attach schedule (see instructions).	11		No
12	Did the foundation make a distribution to a donor advised fund over which the foundation or a disqualified person had advisory privileges? If "Yes," attach statement (see instructions)	12		No
13	Did the foundation comply with the public inspection requirements for its annual returns and exemption application?	13	Yes	
Website address				
14	The books are in care of CARROLL J HAAS Telephone no (269) 496-4585 Located at 27020 SIMPSON ROAD MENDON MI ZIP+4 49072			
15	Section 4947(a)(1) nonexempt charitable trusts filing Form 990-PF in lieu of Form 1041 —Check here and enter the amount of tax-exempt interest received or accrued during the year.	15		
16	At any time during calendar year 2013, did the foundation have an interest in or a signature or other authority over a bank, securities, or other financial account in a foreign country?	16	Yes	No
See instructions for exceptions and filing requirements for Form TD F 90-22.1 If "Yes", enter the name of the foreign country				

Part VII-B

Statements Regarding Activities for Which Form 4720 May Be Required

File Form 4720 if any item is checked in the "Yes" column, unless an exception applies.			Yes	No
1a	During the year did the foundation (either directly or indirectly) (1) Engage in the sale or exchange, or leasing of property with a disqualified person? (2) Borrow money from, lend money to, or otherwise extend credit to (or accept it from) a disqualified person? (3) Furnish goods, services, or facilities to (or accept them from) a disqualified person? (4) Pay compensation to, or pay or reimburse the expenses of, a disqualified person? (5) Transfer any income or assets to a disqualified person (or make any of either available for the benefit or use of a disqualified person)? (6) Agree to pay money or property to a government official? (Exception. Check "No" if the foundation agreed to make a grant to or to employ the official for a period after termination of government service, if terminating within 90 days).			
b	If any answer is "Yes" to 1a(1)–(6), did any of the acts fail to qualify under the exceptions described in Regulations section 53.4941(d)-3 or in a current notice regarding disaster assistance (see page 20 of the instructions)? Organizations relying on a current notice regarding disaster assistance check here.	1b		
c	Did the foundation engage in a prior year in any of the acts described in 1a, other than excepted acts, that were not corrected before the first day of the tax year beginning in 2013?	1c		No
2	Taxes on failure to distribute income (section 4942) (does not apply for years the foundation was a private operating foundation defined in section 4942(j)(3) or 4942(j)(5))			
a	At the end of tax year 2013, did the foundation have any undistributed income (lines 6d and 6e, Part XIII) for tax year(s) beginning before 2013? If "Yes," list the years 20 , 20 , 20 , 20			
b	Are there any years listed in 2a for which the foundation is not applying the provisions of section 4942(a)(2) (relating to incorrect valuation of assets) to the year's undistributed income? (If applying section 4942(a)(2) to all years listed, answer "No" and attach statement—see instructions).	2b		
c	If the provisions of section 4942(a)(2) are being applied to any of the years listed in 2a, list the years here 20 , 20 , 20 , 20			
3a	Did the foundation hold more than a 2% direct or indirect interest in any business enterprise at any time during the year?			
b	If "Yes," did it have excess business holdings in 2013 as a result of (1) any purchase by the foundation or disqualified persons after May 26, 1969, (2) the lapse of the 5-year period (or longer period approved by the Commissioner under section 4943(c)(7)) to dispose of holdings acquired by gift or bequest, or (3) the lapse of the 10-, 15-, or 20-year first phase holding period? (Use Schedule C, Form 4720, to determine if the foundation had excess business holdings in 2013.).	3b		
4a	Did the foundation invest during the year any amount in a manner that would jeopardize its charitable purposes?	4a		No
b	Did the foundation make any investment in a prior year (but after December 31, 1969) that could jeopardize its charitable purpose that had not been removed from jeopardy before the first day of the tax year beginning in 2013?	4b		No

Part VII-B

Statements Regarding Activities for Which Form 4720 May Be Required (continued)

5a During the year did the foundation pay or incur any amount to				
(1) Carry on propaganda, or otherwise attempt to influence legislation (section 4945(e))?		<input type="checkbox"/> Yes	<input checked="" type="checkbox"/> No	
(2) Influence the outcome of any specific public election (see section 4955), or to carry on, directly or indirectly, any voter registration drive?		<input type="checkbox"/> Yes	<input checked="" type="checkbox"/> No	
(3) Provide a grant to an individual for travel, study, or other similar purposes?		<input type="checkbox"/> Yes	<input checked="" type="checkbox"/> No	
(4) Provide a grant to an organization other than a charitable, etc , organization described in section 509(a)(1), (2), or (3), or section 4940(d)(2)? (see instructions).		<input type="checkbox"/> Yes	<input checked="" type="checkbox"/> No	
(5) Provide for any purpose other than religious, charitable, scientific, literary, or educational purposes, or for the prevention of cruelty to children or animals?		<input type="checkbox"/> Yes	<input checked="" type="checkbox"/> No	
b If any answer is "Yes" to 5a(1)–(5), did any of the transactions fail to qualify under the exceptions described in Regulations section 53.4945 or in a current notice regarding disaster assistance (see instructions)?		5b		
Organizations relying on a current notice regarding disaster assistance check here.				
c If the answer is "Yes" to question 5a(4), does the foundation claim exemption from the tax because it maintained expenditure responsibility for the grant?		<input type="checkbox"/> Yes	<input type="checkbox"/> No	
If "Yes," attach the statement required by Regulations section 53.4945–5(d).				
6a Did the foundation, during the year, receive any funds, directly or indirectly, to pay premiums on a personal benefit contract?		<input type="checkbox"/> Yes	<input checked="" type="checkbox"/> No	
b Did the foundation, during the year, pay premiums, directly or indirectly, on a personal benefit contract?		6b		No
If "Yes" to 6b, file Form 8870.				
7a At any time during the tax year, was the foundation a party to a prohibited tax shelter transaction?		<input type="checkbox"/> Yes	<input checked="" type="checkbox"/> No	
b If yes, did the foundation receive any proceeds or have any net income attributable to the transaction?		7b		

Part VIII

Information About Officers, Directors, Trustees, Foundation Managers, Highly Paid Employees, and Contractors

1 List all officers, directors, trustees, foundation managers and their compensation (see instructions).				
(a) Name and address	(b) Title, and average hours per week devoted to position	(c) Compensation (If not paid, enter -0-)	(d) Contributions to employee benefit plans and deferred compensation	(e) Expense account, other allowances
See Additional Data Table				
2 Compensation of five highest-paid employees (other than those included on line 1—see instructions). If none, enter "NONE."				
(a) Name and address of each employee paid more than \$50,000	(b) Title, and average hours per week devoted to position	(c) Compensation	(d) Contributions to employee benefit plans and deferred compensation	(e) Expense account, other allowances
Total number of other employees paid over \$50,000.				

3 Five highest-paid independent contractors for professional services (see instructions). If none, enter "NONE".

Total number of others receiving over \$50,000 for professional services.	1
--	---

Part IX-B Summary of Program-Related Investments (see instructions)

Total. Add lines 1 through 3 ▶

Part X

Minimum Investment Return (All domestic foundations must complete this part. Foreign foundations, see instructions.)

1	Fair market value of assets not used (or held for use) directly in carrying out charitable, etc , purposes		
a	Average monthly fair market value of securities.	1a	2,813,433
b	Average of monthly cash balances.	1b	222,953
c	Fair market value of all other assets (see instructions).	1c	0
d	Total (add lines 1a, b, and c).	1d	3,036,386
e	Reduction claimed for blockage or other factors reported on lines 1a and 1c (attach detailed explanation).	1e	
2	Acquisition indebtedness applicable to line 1 assets.	2	0
3	Subtract line 2 from line 1d.	3	3,036,386
4	Cash deemed held for charitable activities Enter 1 1/2% of line 3 (for greater amount, see instructions).	4	45,546
5	Net value of noncharitable-use assets. Subtract line 4 from line 3 Enter here and on Part V, line 4	5	2,990,840
6	Minimum investment return. Enter 5% of line 5.	6	149,542

Part XI

Distributable Amount (see instructions) (Section 4942(j)(3) and (j)(5) private operating foundations and certain foreign organizations check here ☐ and do not complete this part.)

1	Minimum investment return from Part X, line 6.	1	149,542
2a	Tax on investment income for 2013 from Part VI, line 5.	2a	657
b	Income tax for 2013 (This does not include the tax from Part VI).	2b	
c	Add lines 2a and 2b.	2c	657
3	Distributable amount before adjustments Subtract line 2c from line 1.	3	148,885
4	Recoveries of amounts treated as qualifying distributions.	4	
5	Add lines 3 and 4.	5	148,885
6	Deduction from distributable amount (see instructions).	6	
7	Distributable amount as adjusted Subtract line 6 from line 5 Enter here and on Part XIII, line 1.	7	148,885

Part XII

Qualifying Distributions (see instructions)

1	Amounts paid (including administrative expenses) to accomplish charitable, etc , purposes		
a	Expenses, contributions, gifts, etc —total from Part I, column (d), line 26.	1a	125,893
b	Program-related investments—total from Part IX-B.	1b	0
2	Amounts paid to acquire assets used (or held for use) directly in carrying out charitable, etc , purposes.	2	0
3	Amounts set aside for specific charitable projects that satisfy the		
a	Suitability test (prior IRS approval required).	3a	0
b	Cash distribution test (attach the required schedule).	3b	0
4	Qualifying distributions. Add lines 1a through 3b Enter here and on Part V, line 8, and Part XIII, line 4	4	125,893
5	Foundations that qualify under section 4940(e) for the reduced rate of tax on net investment income Enter 1% of Part I, line 27b (see instructions).	5	657
6	Adjusted qualifying distributions. Subtract line 5 from line 4.	6	125,236
Note: The amount on line 6 will be used in Part V, column (b), in subsequent years when calculating whether the foundation qualifies for the section 4940(e) reduction of tax in those years			

Part XIII

Undistributed Income (see instructions)

	(a) Corpus	(b) Years prior to 2012	(c) 2012	(d) 2013
1 Distributable amount for 2013 from Part XI, line 7				148,885
2 Undistributed income, if any, as of the end of 2013				
a Enter amount for 2012 only.			118,395	
b Total for prior years 2011 , 2010 , 2009				
3 Excess distributions carryover, if any, to 2013				
a From 2008.				
b From 2009.				0
c From 2010.				0
d From 2011.				0
e From 2012.				0
f Total of lines 3a through e.	0			
4 Qualifying distributions for 2013 from Part XII, line 4 ▶ \$ 125,893				
a Applied to 2012, but not more than line 2a			118,395	
b Applied to undistributed income of prior years (Election required—see instructions).				
c Treated as distributions out of corpus (Election required—see instructions).				
d Applied to 2013 distributable amount.				7,498
e Remaining amount distributed out of corpus	0			
5 Excess distributions carryover applied to 2013 (If an amount appears in column (d), the same amount must be shown in column (a).)	0			0
6 Enter the net total of each column as indicated below:				
a Corpus Add lines 3f, 4c, and 4e Subtract line 5	0			
b Prior years' undistributed income Subtract line 4b from line 2b.				
c Enter the amount of prior years' undistributed income for which a notice of deficiency has been issued, or on which the section 4942(a) tax has been previously assessed.				
d Subtract line 6c from line 6b Taxable amount—see instructions				
e Undistributed income for 2012 Subtract line 4a from line 2a Taxable amount—see instructions				
f Undistributed income for 2013 Subtract lines 4d and 5 from line 1 This amount must be distributed in 2014				141,387
7 Amounts treated as distributions out of corpus to satisfy requirements imposed by section 170(b)(1)(F) or 4942(g)(3) (see instructions).				
8 Excess distributions carryover from 2008 not applied on line 5 or line 7 (see instructions). . .				
9 Excess distributions carryover to 2014. Subtract lines 7 and 8 from line 6a	0			
10 Analysis of line 9				
a Excess from 2009. . . .				
b Excess from 2010. . . .				0
c Excess from 2011. . . .				0
d Excess from 2012. . . .				0
e Excess from 2013. . . .				0

Part XIVPrivate Operating Foundations (see instructions and Part VII-A, question 9)

1a

If the foundation has received a ruling or determination letter that it is a private operating foundation, and the ruling is effective for 2013, enter the date of the ruling.

b

Check box to indicate whether the organization is a private operating foundation described in section 4942(j)(3) or 4942(j)(5)

☐ 4942(j)(3) or ☐ 4942(j)(5)

2a	Enter the lesser of the adjusted net income from Part I or the minimum investment return from Part X for each year listed	Tax year	Prior 3 years			(e) Total
		(a) 2013	(b) 2012	(c) 2011	(d) 2010	
b	85% of line 2a					
c	Qualifying distributions from Part XII, line 4 for each year listed					
d	Amounts included in line 2c not used directly for active conduct of exempt activities					
e	Qualifying distributions made directly for active conduct of exempt activities. Subtract line 2d from line 2c					
3	Complete 3a, b, or c for the alternative test relied upon					
a	"Assets" alternative test—enter					
	(1) Value of all assets					
	(2) Value of assets qualifying under section 4942(j)(3)(B)(i)					
b	"Endowment" alternative test— enter 2/3 of minimum investment return shown in Part X, line 6 for each year listed.					
c	"Support" alternative test—enter					
	(1) Total support other than gross investment income (interest, dividends, rents, payments on securities loans (section 512(a)(5)), or royalties).					
	(2) Support from general public and 5 or more exempt organizations as provided in section 4942(j)(3)(B)(iii).					
	(3) Largest amount of support from an exempt organization					
	(4) Gross investment income					

Part XVSupplementary Information (Complete this part only if the organization had \$5,000 or more in assets at any time during the year—see instructions.)

1

Information Regarding Foundation Managers:

a

List any managers of the foundation who have contributed more than 2% of the total contributions received by the foundation before the close of any tax year (but only if they have contributed more than \$5,000) (See section 507(d)(2))

CARROLL J HAAS

b

List any managers of the foundation who own 10% or more of the stock of a corporation (or an equally large portion of the ownership of a partnership or other entity) of which the foundation has a 10% or greater interest

NONE

2

Information Regarding Contribution, Grant, Gift, Loan, Scholarship, etc., Programs:

Check here ☐ if the foundation only makes contributions to preselected charitable organizations and does not accept unsolicited requests for funds. If the foundation makes gifts, grants, etc. (see instructions) to individuals or organizations under other conditions, complete items 2a, b, c, and d.

a

The name, address, and telephone number or e-mail address of the person to whom applications should be addressed

CARROLL J HAAS
27020 SIMPSON ROAD
Mendon, MI 49072
(269) 496-4585

b

The form in which applications should be submitted and information and materials they should include

NO SPECIFIC APPLICATION REQUIRED

c

Any submission deadlines

NONE

d

Any restrictions or limitations on awards, such as by geographical areas, charitable fields, kinds of institutions, or other factors

NONE

Part XV

Supplementary Information (continued)

3 Grants and Contributions Paid During the Year or Approved for Future Payment

Recipient	If recipient is an individual, show any relationship to any foundation manager or substantial contributor	Foundation status of recipient	Purpose of grant or contribution	Amount
Name and address (home or business)				
a Paid during the year See Additional Data Table				
Total			3a	120,460
b Approved for future payment				
Total			3b	

Enter gross amounts unless otherwise indicated

Part XVI-B Relationship of Activities to the Accomplishment of Exempt Purposes

Form **990-PF** (2013)

Part XVII

Information Regarding Transfers To and Transactions and Relationships With Noncharitable Exempt Organizations

1

Did the organization directly or indirectly engage in any of the following with any other organization described in section 501(c) of the Code (other than section 501(c)(3) organizations) or in section 527, relating to political organizations?

a

Transfers from the reporting foundation to a noncharitable exempt organization of

1

Cash.

1a(1)

No

2

Other assets.

1a(2)

No

b

Other transactions

1

Sales of assets to a noncharitable exempt organization.

1b(1)

No

2

Purchases of assets from a noncharitable exempt organization.

1b(2)

No

3

Rental of facilities, equipment, or other assets.

1b(3)

No

4

Reimbursement arrangements.

1b(4)

No

5

Loans or loan guarantees.

1b(5)

No

6

Performance of services or membership or fundraising solicitations.

1b(6)

No

c

Sharing of facilities, equipment, mailing lists, other assets, or paid employees.

1c

No

d

If the answer to any of the above is "Yes," complete the following schedule. Column (b) should always show the fair market value of the goods, other assets, or services given by the reporting foundation. If the foundation received less than fair market value in any transaction or sharing arrangement, show in column (d) the value of the goods, other assets, or services received.

(a) Line No	(b) Amount involved	(c) Name of noncharitable exempt organization	(d) Description of transfers, transactions, and sharing arrangements

2a

Is the foundation directly or indirectly affiliated with, or related to, one or more tax-exempt organizations described in section 501(c) of the Code (other than section 501(c)(3)) or in section 527?

☐

Yes

☒

No

b

If "Yes," complete the following schedule

(a) Name of organization	(b) Type of organization	(c) Description of relationship

Sign Here

Signature of officer or trustee

2014-12-15

Date

Title

May the IRS discuss this return with the preparer shown below (see instr.)?

☒

Yes

☐

No

Paid Preparer Use Only

Print/Type preparer's name

Curtis L Dally

Preparer's Signature

Date

2014-12-15

Check if self-employed

☒

PTIN

P00017733

Firm's name

BDO USA LLP

Firm's EIN

Firm's address

200 OTTAWA AVE NW STE 300 GRAND RAPIDS, MI 49503

Phone no

(269) 496-4585

Form 990PF Part IV - Capital Gains and Losses for Tax on Investment Income - Columns a - d

(a) List and describe the kind(s) of property sold (e g , real estate, 2-story brick warehouse, or common stock, 200 shs MLC Co)	(b) How acquired P—Purchase D—Donation	(c) Date acquired (mo , day, yr)	(d) Date sold (mo , day, yr)
MORGAN STANLEY - SHORT TERM	P	2013-01-01	2013-12-31
MORGAN STANLEY - LONG TERM	P	2012-01-01	2013-12-31
PARTNERSHIP (PTP) PASS-THRU GAIN ADJUSTMENT		2013-01-01	2013-12-31
PARTNERSHIP (PTP) PASS-THRU GAIN ADJUSTMENT		2012-01-01	2013-12-31
PARTNERSHIP SEC 1256 LT		2012-12-01	2013-12-31
PARTNERSHIP SEC 1256 ST		2013-01-01	2013-12-31

Form 990PF Part IV - Capital Gains and Losses for Tax on Investment Income - Columns e - h

(e) Gross sales price	(f) Depreciation allowed (or allowable)	(g) Cost or other basis plus expense of sale	(h) Gain or (loss) (e) plus (f) minus (g)
409,050		531,610	-122,560
571,060		474,329	96,731
		186	-186
		23	-23
857			857
572			572


Form 990PF Part IV - Capital Gains and Losses for Tax on Investment Income - Columns i - l

Complete only for assets showing gain in column (h) and owned by the foundation on 12/31/69			(l) Gains (Col (h) gain minus col (k), but not less than -0-) or Losses (from col (h))
(i) F M V as of 12/31/69	(j) Adjusted basis as of 12/31/69	(k) Excess of col (i) over col (j), if any	
			-122,560
			96,731
			-186
			-23
			857
			572


Form 990PF Part VIII Line 1 - List all officers, directors, trustees, foundation managers and their compensation

(a) Name and address	(b) Title, and average hours per week devoted to position	(c) Compensation (If not paid, enter -0-)	(d) Contributions to employee benefit plans and deferred compensation	(e) Expense account, other allowances
CARROLL J HAAS	PRES & TREAS 1 0	0	0	0
PO BOX 248 MENDON,MI 49072				
ROBERT G HAAS	SECRETARY 1 0	0	0	0
6278 REDFERN PORTAGE,MI 49002				
JAMES H HAAS	DIRECTOR 1 0	0	0	0
7177 EAST UV AVENUE VICKSBURG,MI 49097				
KATHLEEN A GRAY	DIRECTOR 1 0	0	0	0
424 E HILLSIDE AVENUE BARRINGTON,IL 60010				
MARY JO MCKEE	DIRECTOR 1 0	0	0	0
128 PEN MOKEN PARK LEXINGTON,TX 40503				
THERESA HAAS	DIRECTOR 1 0	0	0	0
1220 FAIR OAKS ANN ARBOR,MI 48104				

Form 990PF Part XV Line 3 - Grants and Contributions Paid During the Year or Approved for Future Payment

Recipient	If recipient is an individual, show any relationship to any foundation manager or substantial contributor	Foundation status of recipient	Purpose of grant or contribution	Amount
Name and address (home or business)				
a Paid during the year				
PUBLIC CITIZEN 1600 20TH STREET NW WASHINGTON,DC 20009	NONE	PC	GENERAL OPERATING	3,100
ST EDWARDS CATHOLIC CHURCH 332 WEST STATE STREET MENDON,MI 49072	NONE	PC	GENERAL OPERATING	25,000
MISCELLANEOUS GRANTS 1000 DETAIL AVAILABLE UPON REQUEST Mendon,MI 490720248	NONE	PC	GENERAL OPERATING	3,955
KALAMAZOO NATURE CENTER 7000 NORTH WESTNEDGE AVENUE KALAMAZOO,MI 49009	NONE	PC	GENERAL OPERATING	2,000
SOUTHERN POVERTY LAW CENTER 400 WASHINGTON AVE MONTGOMERY,AL 36104	NONE	PC	GENERAL OPERATING	1,000
MAYO CLINIC 13400 E SHEA BLVD SCOTTSDALE,AZ 85259	NONE	PC	GENERAL OPERATING	2,100
CYSTIC FIBROSIS CYSTIC FIBROSIS FOUNDATION NATIONA 6931 ARLINGTON ROAD 2ND FLOOR BETHESDA,MD 20814	NONE	PC	GENERAL OPERATING	5,000
LITTLE TRAVERSE CONSERVANCY 3264 POWELL ROAD HARBOR SPRINGS,MI 49740	NONE	PC	GENERAL OPERATING	1,000
MENDON BOY SCOUTS BOY SCOUTS OF AMERICA NATIONAL COUN 350 5TH AVENUE 530 NEW YORK,NY 10118	NONE	PC	GENERAL OPERATING	1,000
AARP PO BOX 93207 LONG BEACH,CA 908093207	NONE	PC	GENERAL OPERATING	1,020
CAPUCHIN SOUP KITCHEN 6333 MEDBURY ST DETROIT,MI 48211	NONE	PC	GENERAL OPERATING	3,000
THE CARTER CENTER 453 FREEDOM PARKWAY ATLANTA,GA 303071496	NONE	PC	GENERAL OPERATING	48,000
SUDAN RELIEF FUND PO BOX 7084 MERRIFIELD,VA 221169798	NONE	PC	GENERAL OPERATING	2,300
202020 420 FIFTH AVENUE 27TH FLOOR NEW YORK,NY 10018	NONE	PC	GENERAL OPERATING	600
MENDON KIWANIS CLUB 320 W MAIN ST MENDON,MI 490720296	NONE	PC	GENERAL OPERATING	1,085
Total  3a				120,460

Form 990PF Part XV Line 3 - Grants and Contributions Paid During the Year or Approved for Future Payment

Recipient	If recipient is an individual, show any relationship to any foundation manager or substantial contributor	Foundation status of recipient	Purpose of grant or contribution	Amount
Name and address (home or business)				
a <i>Paid during the year</i>				
MINISTRY WITH COMMUNITY 440 N CHURCH STREET KALAMAZOO,MI 49007	NONE	PC	GENERAL OPERATING	3,000
COVENANT HOUSE TIMES SQUARE STATION PO BOX 731 NEWYORK,NY 101080900	NONE	PC	GENERAL OPERATING	10,100
HABITAT FOR HUMANITY KALAMAZOO VALLEY HFH 1126 GULL RD STE B KALAMAZOO,MI 490481726	NONE	PC	GENERAL OPERATING	2,000
TIPP OF THE MITT WATERSHED COUNCIL 426 BAY STREET PETOSKEY,MI 49770	NONE	PC	GENERAL OPERATING	2,000
ST JOSEPH COUNTY 4-H FAIR 5117 IRONWOOD ROAD SOUTH BEND,IN 46614	NONE	PC	GENERAL OPERATING	1,100
FINCA INTERNATIONAL 1201 15TH STREET NW 8TH FLOOR WASHINGTON,DC 20005	NONE	PC	GENERAL OPERATING	2,100
Total  3a				120,460

TY 2013 Accounting Fees Schedule

Name: Carroll J Haas Foundation

EIN: 38-3415066

Category	Amount	Net Investment Income	Adjusted Net Income	Disbursements for Charitable Purposes
ACCOUNTING FEES	8,120	2,707		5,413

Note: To capture the full content of this document, please select landscape mode (11" x 8.5") when printing.

TY 2013 Depreciation Schedule

Name: Carroll J Haas Foundation

EIN: 38-3415066

**TY 2013 Investments Corporate
Bonds Schedule**

Name: Carroll J Haas Foundation

EIN: 38-3415066

Name of Bond	End of Year Book Value	End of Year Fair Market Value
MORGAN STANLEY A/C 117556	211,650	215,500

**TY 2013 Investments Corporate
Stock Schedule****Name:** Carroll J Haas Foundation**EIN:** 38-3415066

Name of Stock	End of Year Book Value	End of Year Fair Market Value
MORGAN STANLEY A/C 110928	291,374	328,041
MORGAN STANLEY A/C 110929	174,940	253,850
MORGAN STANLEY A/C 110930	190,336	261,636

TY 2013 Investments - Land Schedule**Name:** Carroll J Haas Foundation**EIN:** 38-3415066

TY 2013 Investments - Other Schedule

Name: Carroll J Haas Foundation

EIN: 38-3415066

Category/ Item	Listed at Cost or FMV	Book Value	End of Year Fair Market Value
MORGAN STANLEY A/C 117556		556,367	1,768,483

TY 2013 Land, Etc. Schedule**Name:** Carroll J Haas Foundation**EIN:** 38-3415066

TY 2013 Other Expenses Schedule**Name:** Carroll J Haas Foundation**EIN:** 38-3415066

Description	Revenue and Expenses per Books	Net Investment Income	Adjusted Net Income	Disbursements for Charitable Purposes
ADR FEE	3	3		
MICHIGAN ANNUAL REPORT	20			20
MISCELLANEOUS	5,871			

TY 2013 Other Income Schedule

Name: Carroll J Haas Foundation

EIN: 38-3415066

Description	Revenue And Expenses Per Books	Net Investment Income	Adjusted Net Income
NON-INVESTMENT PTP PASS-THRU INCOME	30,848		

TY 2013 Other Professional Fees Schedule

Name: Carroll J Haas Foundation

EIN: 38-3415066

Category	Amount	Net Investment Income	Adjusted Net Income	Disbursements for Charitable Purposes
INVESTMENT ADVISORY FEES	5,727	5,727		

TY 2013 Taxes Schedule**Name:** Carroll J Haas Foundation**EIN:** 38-3415066

Category	Amount	Net Investment Income	Adjusted Net Income	Disbursements for Charitable Purposes
FOREIGN TAXES WITHHELD	2,312			
UBIT TAXES	60,444			

Fiduciary Services Basic Securities Account
272-110928-053CARROLL J HAAS FOUNDATION
LORD ABBOTT

Account Detail

STOCKS

COMMON STOCKS

Security Description	Trade Date	Quantity	Unit Cost	Total Cost	Market Value	Unrealized Gain/(Loss)	Estimated Annual Income	Dividend Yield %
ACTAVIS PLC (ACT)	1/30/14	21 000	\$186 701	\$3,920 72	\$4,322 85	\$402 13 ST	—	—
Share Price \$205 850								
AEGERION PHARMACEUTICAL INC (AEGR)	2/3/14	50 000	58 715	2,935 73	2,309 00	(626 73) ST	—	—
Share Price \$46 180								
AFFILIATED MGRS GROUP INC (AMG)	3/12/14	18 000	194 002	3,492 04	3,600 90	108 86 ST	—	—
Share Price \$200 050								
ALLIANCE DATA SYSTEMS CORP (ADS)	1/30/14	10 000	248 712	2,487 12	2,724 50	237 38 ST	—	—
Share Price \$272 450								
ALLSTATE CORP (ALL)	6/10/13	13 000	47 233	614 03	735 54	121 51 ST		
	6/11/13	7 000	47 340	331 38	396 06	64 68 ST		
	6/12/13	10 000	47 293	472 93	565 80	92 87 ST		
	6/13/13	5 000	47 214	236 07	282 90	46 83 ST		
	6/17/13	11 000	47 608	523 69	622 38	98 69 ST		
	6/18/13	7 000	47 434	332 04	396 06	64 02 ST		
	6/19/13	7 000	47 730	334 11	396 06	61 95 ST		
	7/2/13	6 000	49 128	294 77	339 48	44 71 ST		
	7/3/13	6 000	48 612	291 67	339 48	47 81 ST		
	7/9/13	6 000	50 310	301 86	339 48	37 62 ST		
	7/11/13	10 000	50 377	503 77	565 80	62 03 ST		
	7/29/13	7 000	51 390	359 73	396 06	36 33 ST		
	11/11/13	6 000	54 097	324 58	339 48	14 90 ST		
	1/21/14	7 000	52 727	369 09	396 06	26 97 ST		
	3/10/14	6 000	55 715	334 29	339 48	5 19 ST		
Total		114 000		5,624 01	6,450 12	826 11 ST	128 00	1 98
Share Price \$56 580, Next Dividend Payable 04/01/14								
ARTISAN PARTNERS ASSET MGMT (APAM)	3/12/14	27 000	64 582	1,743 72	1,734 75	(8 97) ST	59 00	3 40
Share Price \$64 250, Next Dividend Payable 05/2014								
BANK OF AMERICA CORP (BAC)	1/4/11	110 000	14 224	1,564 64	1,892 00	327 36 LT		
	7/6/12	38 000	7 771	295 29	653 60	358 31 LT		
	7/18/12	17 000	7 759	131 91	292 40	160 49 LT		
	7/19/12	28 000	7 540	211 11	481 60	270 49 LT		
	7/20/12	39 000	7 110	277 29	670 80	393 51 LT		
	7/23/12	18 000	6 967	125 41	309 60	184 19 LT		
	10/8/12	24 000	9 313	223 52	412 80	189 28 LT		

Account Detail

Fiduciary Services Basic Securities Account
272-110928-053

CARROLL J HAAS FOUNDATION
LORD ABBOTT

STOCKS

COMMON STOCKS (CONTINUED)

Security Description	Trade Date	Quantity	Unit Cost	Total Cost	Market Value	Unrealized Gain/(Loss)	Estimated Annual Income	Dividend Yield %
Total		274 000		2,829 17	4,712 80	1,883 63 LT	11 00	0 23
Share Price \$17 200, Next Dividend Payable 06/2014								
CAPITAL ONE FINANCIAL CORP (COF)	3/15/13	14 000	54 935	769 09	1,080 24	311 15 LT		
	3/18/13	8 000	54 495	435 96	617 28	181 32 LT		
	3/20/13	8 000	53 832	430 66	617 28	186 62 LT		
	3/21/13	6 000	53 835	323 01	462 96	139 95 LT		
	3/22/13	5 000	54 072	270 36	385 80	115 44 LT		
	3/26/13	5 000	55 162	275 81	385 80	109 99 LT		
	3/28/13	6 000	54 853	329 12	462 96	133 84 LT		
	4/1/13	5 000	54 140	270 70	385 80	115 10 ST		
	4/3/13	4 000	54 045	216 18	308 64	92 46 ST		
	4/8/13	4 000	54 865	219 46	308 64	89 18 ST		
	4/23/13	4 000	55 975	223 90	308 64	84 74 ST		
	4/25/13	4 000	57 245	228 98	308 64	79 66 ST		
	4/26/13	1 000	57 050	57 05	77 16	20 11 ST		
	4/30/13	7 000	57 879	405 15	540 12	134 97 ST		
	6/4/13	7 000	61 341	429 39	540 12	110 73 ST		
	7/18/13	5 000	67 250	336 25	385 80	49 55 ST		
	3/28/14	8 000	76 479	611 83	617 28	5 45 ST		
Total		101 000		5,832 90	7,793 16	1,178 31 LT 781 95 ST	121 00	1 55
Share Price \$77 160, Next Dividend Payable 05/2014								
CBS CORP NEW CL B SHRS (CBS)	1/30/14	54 000	59 655	3,221 40	3,337 20	115 80 ST		
	2/14/14	21 000	64 378	1,351 94	1,297 80	(54 14) ST		
Total		75 000		4,573 34	4,635 00	61 66 ST	36 00	0 77
Share Price \$61 800, Next Dividend Payable 04/01/14								
CELGENE CORP (CELG)	1/30/14	27 000	154 900	4,182 31	3,769 20	(413 11) ST	—	—
Share Price \$139 600								
CIMAREX ENERGY CO (XEC)	2/5/14	34 000	98 311	3,342 57	4,049 74	707 17 ST	22 00	0 54
Share Price \$119 110, Next Dividend Payable 06/2014								
CITIGROUP INC NEW (C)	9/18/13	18 000	51 325	923 86	856 80	(67 06) ST		
	9/19/13	15 000	52 315	784 73	714 00	(70 73) ST		
	9/20/13	17 000	51 656	878 16	809 20	(68 96) ST		
	9/23/13	15 000	49 980	749 70	714 00	(35 70) ST		
	9/24/13	20 000	49 142	982 84	952 00	(30 84) ST		
	9/26/13	13 000	49 154	639 00	618 80	(20 20) ST		

Account Detail

Fiduciary Services Basic Securities Account
272-110928-053

CARROLL J HAAS FOUNDATION
LORD ABBOTT

STOCKS

COMMON STOCKS (CONTINUED)

Security Description	Trade Date	Quantity	Unit Cost	Total Cost	Market Value	Unrealized Gain/(Loss)	Estimated Annual Income	Dividend Yield %
	9/27/13	10 000	49 070	490 70	476 00	(14 70) ST		
	10/14/13	13 000	48 845	634 98	618 80	(16 18) ST		
	12/2/13	7 000	53 247	372 73	333 20	(39 53) ST		
	12/24/13	8 000	52 383	419 06	380 80	(38 26) ST		
	Total	136 000		6,875 76	6,473 60	(402 16) ST	5 00	0 07
Share Price \$47 600, Next Dividend Payable 05/2014								
COGNIZANT TECH SOLUTIONS CL A (CTSH)	2/6/14	70 000	47 335	3,313 43	3,542 00	228 57 ST	—	—
Share Price \$50 600								
COMCAST CORP (NEW) CLASS A (CMCSA)	9/30/10	10 000	17 854	178 54	500 40	321 86 LT		
	1/31/14	137 000	54 514	7,468 45	6,855 48	(612 97) ST		
	Total	147 000		7,646 99	7,355 88	321 86 LT (612 97) ST	132 00	1 79
Share Price \$50 040, Next Dividend Payable 04/23/14								
COMERICA INC (CMA)	9/5/13	11 000	41 341	454 75	569 80	115 05 ST		
	9/6/13	8 000	41 296	330 37	414 40	84 03 ST		
	9/9/13	9 000	40 922	368 30	466 20	97 90 ST		
	9/10/13	7 000	41 194	288 36	362 60	74 24 ST		
	10/4/13	8 000	39 581	316 65	414 40	97 75 ST		
	12/24/13	8 000	47 390	379 12	414 40	35 28 ST		
	Total	51 000		2,137 55	2,641 80	504 25 ST	39 00	1 47
Share Price \$51 800, Next Dividend Payable 04/01/14								
COMMUNITY HLTH SYS INC NEW (CYH)	2/3/14	81 000	40 665	3,293 85	3,172 77	(121 08) ST	—	—
Share Price \$39 170								
COVIDIEN PLC (COV)	2/25/13	7 000	57 014	399 10	515 62	116 52 LT		
	2/26/13	9 000	56 081	504 73	662 94	158 21 LT		
	3/12/13	5 000	59 682	298 41	368 30	69 89 LT		
	3/13/13	4 000	60 048	240 19	294 64	54 45 LT		
	3/14/13	5 000	59 982	299 91	368 30	68 39 LT		
	3/15/13	2 000	59 625	119 25	147 32	28 07 LT		
	3/21/13	4 000	60 535	242 14	294 64	52 50 LT		
	6/5/13	8 000	58 311	466 49	589 28	122 79 ST		
	Total	44 000		2,570 22	3,241 04	548 03 LT 122 79 ST	56 00	1 72
Share Price \$73 660, Next Dividend Payable 05/2014								
DAVITA INC (DVA)	1/31/14	52 000	64 944	3,377 07	3,580 20	203 13 ST	—	—
Share Price \$68 850								

Account Detail

Fiduciary Services Basic Securities Account
272-110928-053

CARROLL J HAAS FOUNDATION
LORD ABBOTT

STOCKS

COMMON STOCKS (CONTINUED)

Security Description	Trade Date	Quantity	Unit Cost	Total Cost	Market Value	Unrealized Gain/(Loss)	Estimated Annual Income	Dividend Yield %
DECKER OUTDOOR CORPORATION (DECK)	1/31/14	32 000	79 358	2,539 44	2,551 36	11 92 ST	—	—
Share Price \$79 730								
DOMTAR CORPORATION NEW (UFS)	2/4/14	16 000	105 821	1,693 13	1,795 52	102 39 ST		
	3/31/14	8 000	111 491	891 93	897 76	5 83 ST		
	Total	24 000		2,585 06	2,693 28	108 22 ST	53 00	1 96
Share Price \$112 220, Next Dividend Payable 04/15/14								
DUKE ENERGY CORP NEW (DUK)	3/31/14	29 000	70 906	2,056 26	2,065 38	9 12 ST	90 00	4 35
Share Price \$71 220, Next Dividend Payable 06/2014								
EAST WEST BANCORP (EWBC)	2/4/14	121 000	33 103	4,005 45	4,416 50	411 05 ST	87 00	1 96
Share Price \$36 500, Next Dividend Payable 05/2014								
EBAY INC (EBAY)	1/31/14	71 000	53 103	3,770 29	3,922 04	151 75 ST		
	2/27/14	4 000	58 130	232 52	220 96	(11 56) ST		
	2/28/14	10 000	58 998	589 98	552 40	(37 58) ST		
	3/3/14	9 000	58 467	526 20	497 16	(29 04) ST		
	3/17/14	6 000	57 400	344 40	331 44	(12 96) ST		
	Total	100 000		5,463 39	5,524 00	60 61 ST	—	—
Share Price \$55 240								
ELECTRONIC ARTS INC (EA)	1/31/14	84 000	26 248	2,204 84	2,436 84	232 00 ST	—	—
Share Price \$29 010								
EMC CORP MASS (EMC)	3/24/14	62 000	28 046	1,738 87	1,699 42	(39 45) ST		
	3/26/14	34 000	27 709	942 12	931 94	(10 18) ST		
	Total	96 000		2,680 99	2,631 36	(49 63) ST	38 00	1 44
Share Price \$27 410, Next Dividend Payable 04/23/14								
EQT CORPORATION COM NEW (EQT)	1/31/14	29 000	91 768	2,661 27	2,812 13	150 86 ST	3 00	0 10
Share Price \$96 970, Next Dividend Payable 06/2014								
EXPRESS SCRIPTS HLDG CO COM (ESRX)	1/31/14	72 000	74 604	5,371 48	5,406 48	35 00 ST	—	—
Share Price \$75 090								
EXXON MOBIL CORP (XOM)	6/22/12	2 000	82 545	165 09	195 36	30 27 LT		
	7/3/12	7 000	85 966	601 76	683 76	82 00 LT		
	7/5/12	9 000	85 637	770 73	879 12	108 39 LT		
	Total	18 000		1,537 58	1,758 24	220 66 LT	45 00	2 55
Share Price \$97 680, Next Dividend Payable 06/2014								
FIRST REPUBLIC BANK (FRC)	2/4/14	90 000	48 595	4,373 57	4,859 10	485 53 ST	43 00	0 88
Share Price \$53 990, Next Dividend Payable 05/2014								

Account Detail

Fiduciary Services Basic Securities Account
272-110928-053

CARROLL J HAAS FOUNDATION
LORD ABBOTT

STOCKS

COMMON STOCKS (CONTINUED)

Security Description	Trade Date	Quantity	Unit Cost	Total Cost	Market Value	Unrealized Gain/(Loss)	Estimated Annual Income	Dividend Yield %
FOOT LOCKER INC (FL)	2/4/14	108 000	37 398	4,038 98	5,073 84	1,034 86 ST	95 00	1 87
Share Price \$46 980, Next Dividend Payable 04/2014								
GENL DYNAMICS CORP (GD)	2/3/14	49 000	100 095	4,904 66	5,337 08	432 42 ST		
	3/5/14	12 000	112 686	1,352 23	1,307 04	(45 19) ST		
	Total	61 000		6,256 89	6,644 12	387 23 ST	151 00	2 27
Share Price \$108 920, Next Dividend Payable 05/2014								
GILEAD SCIENCE (GILD)	2/4/14	61 000	81 387	4,964 62	4,322 46	(642 16) ST	—	—
Share Price \$70 860								
GNC HOLDINGS,INC COM CL A (GNC)	2/4/14	65 000	50 292	3,268 96	2,861 30	(407 66) ST		
	2/19/14	5 000	44 744	223 72	220 10	(3 62) ST		
	Total	70 000		3,492 68	3,081 40	(411 28) ST	45 00	1 46
Share Price \$44 020, Next Dividend Payable 06/2014								
GREENHILL & CO INC (GHL)	2/19/14	33 000	52 383	1,728 64	1,715 34	(13 30) ST		
	3/6/14	7 000	54 606	382 24	363 86	(18 38) ST		
	Total	40 000		2,110 88	2,079 20	(31 68) ST	72 00	3 46
Share Price \$51 980, Next Dividend Payable 06/2014								
HARTFORD FIN SERS GRP INC (HIG)	1/30/13	23 000	24 697	568 02	811 21	243 19 LT		
	1/31/13	24 000	24 567	589 60	846 48	256 88 LT		
	2/6/13	12 000	24 458	293 50	423 24	129 74 LT		
	2/8/13	12 000	24 151	289 81	423 24	133 43 LT		
	2/13/13	12 000	24 445	293 34	423 24	129 90 LT		
	3/12/13	9 000	25 734	231 61	317 43	85 82 LT		
	5/1/13	16 000	27 846	445 53	564 32	118 79 ST		
	5/20/13	9 000	31 224	281 02	317 43	36 41 ST		
	7/3/13	9 000	30 468	274 21	317 43	43 22 ST		
	9/10/13	14 000	31 873	446 22	493 78	47 56 ST		
	9/12/13	12 000	31 703	380 44	423 24	42 80 ST		
	9/18/13	13 000	32 221	418 87	458 51	39 64 ST		
	Total	165 000		4,512 17	5,819 55	978 96 LT 328 42 ST	99 00	1 70
Share Price \$35 270, Next Dividend Payable 04/01/14								
HELMERICH & PAYNE (HP)	2/20/14	28 000	94 675	2,650 91	3,011 68	360 77 ST		
	3/4/14	11 000	98 897	1,087 87	1,183 16	95 29 ST		
	Total	39 000		3,738 78	4,194 84	456 06 ST	98 00	2 33
Share Price \$107 560, Next Dividend Payable 06/2014								

Account Detail

Fiduciary Services Basic Securities Account
272-110928-053

CARROLL J HAAS FOUNDATION
LORD ABBOTT

STOCKS

COMMON STOCKS (CONTINUED)

[illegible]

Fiduciary Services Basic Securities Account
272-110928-053CARROLL J HAAS FOUNDATION
LORD ABBOTT

Account Detail

STOCKS

COMMON STOCKS (CONTINUED)

Security Description	Trade Date	Quantity	Unit Cost	Total Cost	Market Value	Unrealized Gain/(Loss)	Estimated Annual Income	Dividend Yield %
MALLINCKRODT PUBLIC LTD CO (MNK)	2/13/14	55 000	66 929	3,681 12	3,487 55	(193 57) ST		
	2/19/14	6 000	71 772	430 63	380 46	(50 17) ST		
	Total	61 000		4,111 75	3,868 01	(243 74) ST	—	—
Share Price \$63 410								
MARATHON PETROLEUM CORP (MPC)	4/27/10	9 000	26 044	234 40	783 36	548 96 LT		
	8/12/13	5 000	73 334	366 67	435 20	68 53 ST		
	8/14/13	4 000	75 048	300 19	348 16	47 97 ST		
	8/15/13	5 000	71 008	355 04	435 20	80 16 ST		
	2/3/14	35 000	85 809	3,003 31	3,046 40	43 09 ST		
	Total	58 000		4,259 61	5,048 32	548 96 LT 239 75 ST	97 00	1 92
Share Price \$87 040, Next Dividend Payable 06/2014								
MCKESSON CORP (MCK)	4/29/11	6 000	82 999	498 00	1,059 42	561 42 LT		
	2/3/12	5 000	81 576	407 88	882 85	474 97 LT		
	2/13/12	2 000	81 585	163 17	353 14	189 97 LT		
	2/29/12	3 000	83 753	251 26	529 71	278 45 LT		
	3/6/12	5 000	82 440	412 20	882 85	470 65 LT		
	2/3/14	8 000	173 684	1,389 47	1,412 56	23 09 ST		
	Total	29 000		3,121 98	5,120 53	1,975 46 LT 23 09 ST	28 00	0 54
Share Price \$176 570, Next Dividend Payable 04/01/14								
MEDIVATION INC (MDVN)	1/31/14	42 000	81 285	3,413 98	2,703 54	(710 44) ST	—	—
Share Price \$64 370								
METLIFE INCORPORATED (MET)	12/24/12	6 000	32 809	196 85	316 80	119 95 LT		
	1/3/13	6 000	35 202	211 21	316 80	105 59 LT		
	1/9/13	8 000	36 093	288 74	422 40	133 66 LT		
	1/14/13	6 000	36 012	216 07	316 80	100 73 LT		
	1/24/13	7 000	37 227	260 59	369 60	109 01 LT		
	1/28/13	7 000	37 621	263 35	369 60	106 25 LT		
	2/14/13	8 000	36 904	295 23	422 40	127 17 LT		
	Total	48 000		1,732 04	2,534 40	802 36 LT	53 00	2 09
Share Price \$52 800, Next Dividend Payable 06/2014								
MONDELEZ INTL INC COM (MDLZ)	5/22/12	7 000	25 136	175 95	241 85	65 90 LT		
	6/4/12	7 000	24 411	170 88	241 85	70 97 LT		
	6/5/12	12 000	24 355	292 26	414 60	122 34 LT		
	6/6/12	3 000	24 557	73 67	103 65	29 98 LT		

Account Detail

Fiduciary Services Basic Securities Account
272-110928-053

CARROLL J HAAS FOUNDATION
LORD ABBOTT

STOCKS

COMMON STOCKS (CONTINUED)

Security Description	Trade Date	Quantity	Unit Cost	Total Cost	Market Value	Unrealized Gain/(Loss)	Estimated Annual Income	Dividend Yield %
	6/8/12	5 000	24 830	124 15	172 75	48 60 LT		
	6/12/12	7 000	24 817	173 72	241 85	68 13 LT		
	6/13/12	7 000	25 016	175 11	241 85	66 74 LT		
	7/6/12	16 000	25 354	405 66	552 80	147 14 LT		
	1/28/13	7 000	27 753	194 27	241 85	47 58 LT		
	3/28/13	11 000	30 552	336 07	380 05	43 98 LT		
	9/5/13	14 000	30 803	431 24	483 70	52 46 ST		
	2/3/14	46 000	32 614	1,500 23	1,589 30	89 07 ST		
	Total	142 000		4,053 21	4,906 10	711 36 LT 141 53 ST	80 00	1 63
Share Price \$34 550, Next Dividend Payable 04/14/14								
MORGAN STANLEY (MS)	4/23/09	31 000	21 685	672 22	966 27	294 05 LT		
	5/7/09	6 000	28 562	171 37	187 02	15 65 LT		
	5/8/09	45 000	25 721	1,157 46	1,402 65	245 19 LT		
	Total	82 000		2,001 05	2,555 94	554 89 LT	16 00	0 62
Share Price \$31 170, Next Dividend Payable 05/2014								
NEXTERA ENERGY INC COM (NEE)	8/10/10	17 000	53 451	908 66	1,625 54	716 88 LT		
	5/8/12	3 000	64 113	192 34	286 86	94 52 LT		
	2/3/14	24 000	91 940	2,206 55	2,294 88	88 33 ST		
	Total	44 000		3,307 55	4,207 28	811 40 LT 88 33 ST	128 00	3 04
Share Price \$95 620, Next Dividend Payable 06/2014								
PENTAIR LTD (PNR)	2/4/14	44 000	73 059	3,214 58	3,490 96	276 38 ST	44 00	1 26
Share Price \$79 340, Next Dividend Payable 05/2014								
PIONEER NATURAL RESOURCES CO (PXD)	2/4/14	28 000	172 085	4,818 37	5,239 92	421 55 ST	2 00	0 03
Share Price \$187 140, Next Dividend Payable 04/11/14								
PNC FINL SVCS GP (PNC)	4/11/08	10 000	64 503	645 03	870 00	224 97 LT		
	4/18/08	24 000	66 530	1,596 72	2,088 00	491 28 LT		
	6/20/08	9 000	57 522	517 70	783 00	265 30 LT		
	7/16/08	4 000	53 210	212 84	348 00	135 16 LT		
	Total	47 000		2,972 29	4,089 00	1,116 71 LT	83 00	2 02
Share Price \$87 000, Next Dividend Payable 05/2014								
PPG INDUSTRIES INC (PPG)	2/3/14	23 000	180 289	4,146 65	4,449 58	302 93 ST	56 00	1 25
Share Price \$193 460, Next Dividend Payable 06/2014								

Account Detail

Fiduciary Services Basic Securities Account
272-110928-053

CARROLL J HAAS FOUNDATION
LORD ABBOTT

STOCKS

COMMON STOCKS (CONTINUED)

Security Description	Trade Date	Quantity	Unit Cost	Total Cost	Market Value	Unrealized Gain/(Loss)	Estimated Annual Income	Dividend Yield %
PRUDENTIAL FINANCIAL INC (PRU)	12/17/10	34 000	58 131	1,976 46	2,878 10	901 64 LT		
	2/24/11	10 000	63 857	638 57	846 50	207 93 LT		
	3/10/14	8 000	88 195	705 56	677 20	(28 36) ST		
	Total	52 000		3,320 59	4,401 80	1,109 57 LT (28 36) ST	110 00	2 49
Share Price \$84 650, Next Dividend Payable 06/2014								
PUMA BIOTECHNOLOGY INC (PBYI)	2/4/14	27 000	115 279	3,112 53	2,811 78	(300 75) ST	—	—
Share Price \$104 140								
PVH CORPORATION (PVH)	10/4/13	2 000	122 490	244 98	249 54	4 56 ST H		
	10/8/13	2 000	119 568	239 14	249 54	10 40 ST		
	11/11/13	2 000	126 740	253 48	249 54	(3 94) ST		
	12/26/13	4 000	135 533	542 13	499 08	(43 05) ST		
	2/3/14	10 000	117 794	1,177 94	1,247 70	69 76 ST		
	Total	20 000		2,457 67	2,495 40	37 73 ST	3 00	0 12
Share Price \$124 770, Next Dividend Payable 06/2014, Basis Adjustment Due to Wash Sale \$9 39								
RANGE RESOURCES CORP (RRC)	2/4/14	56 000	87 931	4,924 16	4,646 32	(277 84) ST	9 00	0 19
Share Price \$82 970, Next Dividend Payable 06/2014								
SAREPTA THERAPEUTICS INC COM (SRPT)	2/5/14	68 000	24 160	1,642 87	1,634 04	(8 83) ST	—	—
Share Price \$24 030								
SCHLUMBERGER LTD (SLB)	5/15/09	7 000	52 876	370 13	682 50	312 37 LT		
	6/22/09	14 000	52 598	736 37	1,365 00	628 63 LT		
	1/22/10	7 000	65 293	457 05	682 50	225 45 LT		
	Total	28 000		1,563 55	2,730 00	1,166 45 LT	45 00	1 64
Share Price \$97 500, Next Dividend Payable 04/11/14								
SOUTHWESTERN ENERGY COMPANY (SWN)	2/5/14	108 000	42 148	4,551 98	4,969 08	417 10 ST	—	—
Share Price \$46 010								
ST JUDE MEDICAL INC (STJ)	12/24/13	8 000	62 691	501 53	523 12	21 59 ST		
	12/26/13	9 000	62 816	565 34	588 51	23 17 ST		
	12/27/13	8 000	62 243	497 94	523 12	25 18 ST		
	12/31/13	9 000	61 996	557 96	588 51	30 55 ST		
	1/2/14	6 000	61 663	369 98	392 34	22 36 ST		
	2/5/14	29 000	59 750	1,732 74	1,896 31	163 57 ST		
	Total	69 000		4,225 49	4,511 91	286 42 ST	75 00	1 66
Share Price \$65 390, Next Dividend Payable 04/30/14								
STARZ SERIES A (STRZA)	2/6/14	129 000	27 856	3,593 47	4,164 12	570 65 ST	—	—
Share Price \$32 280								

CARROLL J HAAS FOUNDATION
LORD ABBOTT

COMMON STOCKS (CONTINUED)

[illegible]

Fiduciary Services Basic Securities Account
272-110928-053CARROLL J HAAS FOUNDATION
LORD ABBOTT

Account Detail

STOCKS

COMMON STOCKS (CONTINUED)

Security Description	Trade Date	Quantity	Unit Cost	Total Cost	Market Value	Unrealized Gain/(Loss)	Estimated Annual Income	Dividend Yield %
USG CORPORATION NEW 5/93 (USG)	2/5/14	112 000	29 449	3,298 28	3,664 64	366 36 ST	—	—
Share Price \$32 720								
VALERO ENERGY CP DELA NEW (VLO)	3/31/10	18 000	18 089	325 60	955 80	630 20 LT		
	5/6/10	10 000	18 144	181 44	531 00	349 56 LT		
	5/21/10	20 000	16 479	329 57	1,062 00	732 43 LT		
	5/30/13	10 000	40 650	406 50	531 00	124 50 ST		
	8/20/13	5 000	34 840	174 20	265 50	91 30 ST		
	11/13/13	10 000	40 756	407 56	531 00	123 44 ST		
	2/5/14	60 000	46 762	2,805 70	3,186 00	380 30 ST		
Total		133 000		4,630 57	7,062 30	1,712 19 LT 719 54 ST	133 00	1 88
Share Price \$53 100, Next Dividend Payable 06/2014								
VANTIV INC CL-A (VNTV)	2/5/14	138 000	29 827	4,116 14	4,170 36	54 22 ST	—	—
Share Price \$30 220								
W W GRAINGER INC (GWW)	2/26/14	4 000	250 858	1,003 43	1,010 64	7 21 ST		
	2/28/14	3 000	254 433	763 30	757 98	(5 32) ST		
	3/5/14	6 000	256 517	1,539 10	1,515 96	(23 14) ST		
	3/7/14	7 000	257 109	1,799 76	1,768 62	(31 14) ST		
Total		20 000		5,105 59	5,053 20	(52 39) ST	74 00	1 46
Share Price \$252 660, Next Dividend Payable 06/2014								
WALT DISNEY CO HLDG CO (DIS)	3/18/14	21 000	81 853	1,718 92	1,681 47	(37 45) ST	18 00	1 07
Share Price \$80 070, Next Dividend Payable 01/2015								
WELLS FARGO & CO NEW (WFC)	11/13/08	21 000	26 920	565 31	1,044 54	479 23 LT		
	11/14/08	5 000	27 688	138 44	248 70	110 26 LT		
	11/17/08	21 000	27 582	579 23	1,044 54	465 31 LT		
	12/31/08	11 000	28 694	315 63	547 14	231 51 LT		
	5/11/09	28 000	28 065	785 81	1,392 72	606 91 LT		
	12/31/09	56 000	26 939	1,508 59	2,785 44	1,276 85 LT		
Total		142 000		3,893 01	7,063 08	3,170 07 LT	170 00	2 40
Share Price \$49 740, Next Dividend Payable 06/2014								
ZIONS BANCORP (ZION)	9/28/09	1 000	17 696	17 70	30 98	13 28 LT		
	9/30/09	3 000	17 870	53 61	92 94	39 33 LT		
	10/14/09	17 000	18 415	313 06	526 66	213 60 LT		

Account Detail

Fiduciary Services Basic Securities Account
272-110928-053

CARROLL J HAAS FOUNDATION
LORD ABBOTT

STOCKS

COMMON STOCKS (CONTINUED)

Security Description	Trade Date	Quantity	Unit Cost	Total Cost	Market Value	Unrealized Gain/(Loss)	Estimated Annual Income	Dividend Yield %
	11/12/09	16 000	13 173	210 76	495 68	284 92 LT		
	7/9/13	11 000	30 479	335 27	340 78	5 51 ST		
	7/23/13	8 000	30 001	240 01	247 84	7 83 ST		
Total		56 000		1,170 41	1,734 88	551 13 LT 13 34 ST	9 00	0 51

Share Price \$30 980, Next Dividend Payable 05/2014

	Percentage of Assets %	Total Cost	Market Value	Unrealized Gain/(Loss)	Estimated Annual Income Accrued Interest	Yield %
STOCKS	94 8%	\$290,950 94	\$328,040 80	\$27,671 43 LT \$9,418 43 ST	\$4,056 00 \$0 00	1 24%
TOTAL MARKET VALUE	100 0%	\$290,950 94	\$345,924 05	\$27,671 43 LT \$9,418 43 ST	\$4,056 99 \$0 00	1 17%

TOTAL VALUE (includes accrued interest)

\$345,924 05

H - Wash sale rules apply to this tax lot. The cost basis and acquisition date (trade date) have been adjusted to account for disallowed loss of a related wash sale transaction. The aggregate amount of the basis adjustment is identified in italics under the Security Description.

Unrealized Gain/(Loss) totals only reflect positions that have cost basis and/or market value information available. Cash, MMF, Deposits and positions stating 'Please Provide' are not included.

ACTIVITY

INVESTMENT RELATED ACTIVITY

PURCHASES, DIVIDEND REINVESTMENTS, SALES AND REDEMPTIONS

Trade Date	Settlement Date	Activity Type	Description	Comments	Quantity	Price	Credits/(Debits)
3/3	3/6	Sold	APACHE CORP	ACTED AS AGENT	20 000	\$80 2743	\$1,605 46
3/3	3/6	Sold	EXPRESS SCRIPTS HLDG CO COM	ACTED AS AGENT	7 000	74 8287	523 79
3/3	3/6	Bought	EBAY INC	ACTED AS AGENT	9 000	58 4662	(526 20)
3/4	3/7	Bought	HELMERICH & PAYNE	ACTED AS AGENT	11 000	98 8977	(1,087 87)
3/4	3/7	Bought	TEREX CP NEW DEL	ACTED AS AGENT	8 000	45 0398	(360 32)
3/5	3/10	Sold	NCR CORPORATION	ACTED AS AGENT	51 000	34 3015	1,749 34
3/5	3/10	Bought	W W GRAINGER INC	ACTED AS AGENT	6 000	256 5163	(1,539 10)
3/5	3/10	Bought	GENL DYNAMICS CORP	ACTED AS AGENT	12 000	112 6860	(1,352 23)

Account Detail

Fiduciary Services Basic Securities Account
272-110929-053

CARROLL J HAAS FOUNDATION
KAYNE ANDERSON

STOCKS

COMMON STOCKS

Security Description	Trade Date	Quantity	Unit Cost	Total Cost	Market Value	Unrealized Gain/(Loss)	Estimated Annual Income	Dividend Yield %
ADVANCE AUTO PARTS (AAP)	7/29/13	31 000	\$82 421	\$2,555 06	\$3,921 50	\$1,366 44 ST	\$7 00	0 17
Share Price \$126 500, Next Dividend Payable 04/04/14								
ANSYS INC (ANSS)	10/16/08	118 000	27 839	3,284 96	9,088 36	5,803 40 LT	—	—
Share Price \$77 020								
CHURCH & DWIGHT CO INC (CHD)	3/2/06	51 000	17 474	891 19	3,522 57	2,631 38 LT		
	9/3/09	66 000	28 244	1,864 08	4,558 62	2,694 54 LT		
	Total	117 000		2,755 27	8,081 19	5,325 92 LT	145 00	1 79
Share Price \$69 070, Next Dividend Payable 06/2014								
CLARCOR INC (CLC)	7/2/08	128 000	34 879	4,464 48	7,340 80	2,876 32 LT	87 00	1 18
Share Price \$57 350, Next Dividend Payable 04/2014								
COHEN & STEERS INC (CNS)	8/8/12	142 000	33 431	4,747 23	5,658 70	911 47 LT R		
	12/31/12	68 000	30 448	2,070 43	2,709 80	639 37 LT		
	Total	210 000		6,817 66	8,368 50	1,550 84 LT	185 00	2 21
Share Price \$39 850, Next Dividend Payable 04/11/14								
COPART INC (CPRT)	7/16/02	13 000	7 105	92 36	473 07	380 71 LT		
	11/20/08	140 000	12 933	1,810 56	5,094 60	3,284 04 LT		
	Total	153 000		1,902 92	5,567 67	3,664 75 LT	—	—
Share Price \$36 390								
CORE LABORATORIES N V (CLB)	7/26/12	36 000	110 435	3,975 66	7,143 84	3,168 18 LT	72 00	1 00
Share Price \$198 440, Next Dividend Payable 05/2014								
DONALDSON CO INC (DCI)	6/28/07	153 000	18 007	2,755 10	6,487 20	3,732 10 LT	86 00	1 32
Share Price \$42 400, Next Dividend Payable 06/2014								
DRESSER-RAND GROUP INC (DRC)	11/4/09	152 000	30 257	4,599 12	8,878 32	4,279 20 LT	—	—
Share Price \$58 410								
EATON VANCE CP (EV)	7/16/02	121 000	13 765	1,665 56	4,617 36	2,951 80 LT		
	12/21/11	115 000	23 098	2,656 22	4,388 40	1,732 18 LT		
	Total	236 000		4,321 78	9,005 76	4,683 98 LT	208 00	2 30
Share Price \$38 160, Next Dividend Payable 05/2014								
EQUIFAX INC (EFX)	3/25/13	83 000	56 236	4,667 56	5,646 49	978 93 LT		
	7/29/13	54 000	62 718	3,386 78	3,673 62	286 84 ST		
	9/13/13	10 000	59 942	599 42	680 30	80 88 ST		
	Total	147 000		8,653 76	10,000 41	978 93 LT 367 72 ST	147 00	1 46
Share Price \$68 030, Next Dividend Payable 06/2014								

Account Detail

Fiduciary Services Basic Securities Account
272-110929-053

CARROLL J HAAS FOUNDATION
KAYNE ANDERSON

STOCKS

COMMON STOCKS (CONTINUED)

Security Description	Trade Date	Quantity	Unit Cost	Total Cost	Market Value	Unrealized Gain/(Loss)	Estimated Annual Income	Dividend Yield %
EXPEDITORS INTL WASH INC (EXPD)	8/10/12	39 000	36 440	1,421 15	1,545 57	124 42 LT		
	8/13/12	127 000	36 713	4,662 56	5,033 01	370 45 LT		
	3/25/13	91 000	35 838	3,261 27	3,606 33	345 06 LT		
	Total	257 000		9,344 98	10,184 91	839 93 LT	154 00	1 51
Share Price \$39 630, Next Dividend Payable 06/2014								
FACTSET RESEARCH SYSTEMS INC (FDS)	12/9/08	32 000	39 033	1,249 06	3,449 92	2,200 86 LT		
	1/20/12	42 000	92 132	3,869 56	4,528 02	658 46 LT		
	12/28/12	47 000	88 090	4,140 24	5,067 07	926 83 LT		
	Total	121 000		9,258 86	13,045 01	3,786 15 LT	169 00	1 29
Share Price \$107 810, Next Dividend Payable 06/2014								
FIRST CASH FINL SVCS INC (FCFS)	2/26/14	101 000	52 216	5,273 81	5,096 46	(177 35) ST	—	—
Share Price \$50 460								
HITTITE MICROWAVE CORP COM (HITT)	10/1/13	117 000	65 673	7,683 78	7,375 68	(308 10) ST	70 00	0 94
Share Price \$63 040, Next Dividend Payable 06/2014								
JACK HENRY & ASSOC INC (JKHY)	7/16/02	49 000	13 940	683 06	2,732 24	2,049 18 LT		
	8/18/05	27 000	18 862	509 28	1,505 52	996 24 LT		
	10/20/05	111 000	17 149	1,903 58	6,189 36	4,285 78 LT		
	Total	187 000		3,095 92	10,427 12	7,331 20 LT	165 00	1 58
Share Price \$55 760, Next Dividend Payable 06/2014								
LANDSTAR SYSTEMS INC (LSTR)	3/11/09	12 000	29 665	355 98	710 64	354 66 LT		
	11/5/10	71 000	39 110	2,776 84	4,204 62	1,427 78 LT		
	1/22/14	57 000	59 078	3,367 47	3,375 54	8 07 ST		
	Total	140 000		6,500 29	8,290 80	1,782 44 LT 8 07 ST	34 00	0 41
Share Price \$59 220, Next Dividend Payable 06/2014								
MICROS SYST (MCRS)	1/17/13	148 000	44 524	6,589 61	7,833 64	1,244 03 LT	—	—
Share Price \$52 930								
MONOTYPE IMAGING HLDGS INC (TYPE)	11/21/13	179 000	29 700	5,316 30	5,395 06	78 76 ST	57 00	1 05
Share Price \$30 140, Next Dividend Payable 04/21/14								
MSC INDL DIRECT CO CLASS A (MSM)	4/15/11	48 000	70 247	3,371 84	4,152 96	781 12 LT		
	8/11/11	73 000	55 574	4,056 88	6,315 96	2,259 08 LT		
	Total	121 000		7,428 72	10,468 92	3,040 20 LT	160 00	1 52
Share Price \$86 520, Next Dividend Payable 04/2014								
MSCI INC COM (MSCI)	10/4/12	121 000	27 130	3,282 78	5,205 42	1,922 64 LT		
	10/8/12	34 000	26 672	906 84	1,462 68	555 84 LT		
	3/24/14	119 000	44 527	5,298 70	5,119 38	(179 32) ST		

Fiduciary Services Basic Securities Account
272-110929-053

CARROLL J HAAS FOUNDATION
KAYNE ANDERSON

Account Detail

STOCKS

COMMON STOCKS (CONTINUED)

Security Description	Trade Date	Quantity	Unit Cost	Total Cost	Market Value	Unrealized Gain/(Loss)	Estimated Annual Income	Dividend Yield %
	Total	274 000		9,488 32	11,787 48	2,478 48 LT (179 32) ST	—	—
Share Price \$43 020								
NORDSON CP (NDSN)	5/30/12	77 000	53 517	4,120 80	5,427 73	1,306 93 LT	55 00	1 01
Share Price \$70 490, Next Dividend Payable 06/2014								
RBC BEARINGS INC (ROLL)	9/23/09	102 000	23 964	2,444 33	6,497 40	4,053 07 LT		
	8/29/13	40 000	60 953	2,438 13	2,548 00	109 87 ST		
	Total	142 000		4,882 46	9,045 40	4,053 07 LT 109 87 ST	—	—
Share Price \$63 700								
ROSS STORES INC (ROST)	6/9/10	32 000	27 985	895 52	2,290 24	1,394 72 LT		
	3/25/13	70 000	59 125	4,138 74	5,009 90	871 16 LT		
	Total	102 000		5,034 26	7,300 14	2,265 88 LT	82 00	1 12
Share Price \$71 570, Next Dividend Payable 06/2014								
SIRONA DENTAL SYSTEMS INC (SIRO)	9/15/10	90 000	36 294	3,266 44	6,720 30	3,453 86 LT		
	12/21/11	54 000	43 351	2,340 95	4,032 18	1,691 23 LT		
	3/21/14	38 000	74 474	2,830 03	2,837 46	7 43 ST		
	Total	182 000		8,437 42	13,589 94	5,145 09 LT 7 43 ST	—	—
Share Price \$74 670								
SNAP-ON INC (SNA)	10/1/13	77 000	100 594	7,745 74	8,737 96	992 22 ST		
	1/22/14	26 000	105 684	2,747 79	2,950 48	202 69 ST		
	Total	103 000		10,493 53	11,688 44	1,194 91 ST	181 00	1 54
Share Price \$113 480, Next Dividend Payable 06/2014								
TECHNE CP (TECH)	11/10/08	14 000	69 361	971 05	1,195 18	224 13 LT		
	3/6/09	35 000	46 889	1,641 12	2,987 95	1,346 83 LT		
	2/8/13	37 000	69 030	2,554 11	3,158 69	604 58 LT		
	Total	86 000		5,166 28	7,341 82	2,175 54 LT	107 00	1 45
Share Price \$85 370, Next Dividend Payable 05/2014								
TOWERS WATSON & CO CL A (TW)	1/22/14	43 000	125 645	5,402 72	4,904 15	(498 57) ST	24 00	0 48
Share Price \$114 050, Next Dividend Payable 04/15/14								
WABCO HLDGS INC (WBC)	8/29/13	94 000	78 703	7,398 11	9,922 64	2,524 53 ST		
	1/22/14	34 000	94 865	3,225 40	3,589 04	363 64 ST		

Fiduciary Services Basic Securities Account
272-110929-053CARROLL J HAAS FOUNDATION
KAYNE ANDERSON

Account Detail

STOCKS

COMMON STOCKS (CONTINUED)

Security Description	Trade Date	Quantity	Unit Cost	Total Cost	Market Value	Unrealized Gain/(Loss)	Estimated Annual Income	Dividend Yield %
	Total	128 000		10,623 51	13,511 68	2,888 17 ST	—	—
Share Price \$105 560								
WOLVERINE WORLD WIDE (WWW)	11/11/11	156 000	18 549	2,893 71	4,453 80	1,560 09 LT		
	4/19/12	98 000	18 558	1,818 73	2,797 90	979 17 LT		
	Total	254 000		4,712 44	7,251 70	2,539 26 LT	61 00	0 84
Share Price \$28 550, Next Dividend Payable 05/01/14								

	Percentage of Assets %	Total Cost	Market Value	Unrealized Gain/(Loss)	Estimated Annual Income Accrued Interest	Yield %
STOCKS	93 5%	\$174,939 78	\$253,849 63	\$74,051 82 LT \$4,858 03 ST	\$2,256 00 \$0 00	0 89%

	Percentage of Assets %	Total Cost	Market Value	Unrealized Gain/(Loss)	Estimated Annual Income Accrued Interest	Yield %
TOTAL MARKET VALUE	100 0%	\$174,939 78	\$271,418 76	\$74,051 82 LT \$4,858 03 ST	\$2,257 75 \$0 00	0 83%

TOTAL VALUE (includes accrued interest)

\$271,418 76

R - The cost basis for this tax lot was adjusted due to a reclassification of income

Unrealized Gain/(Loss) totals only reflect positions that have cost basis and/or market value information available Cash, MMF, Deposits and positions stating 'Please Provide' are not included

ACTIVITY

INVESTMENT RELATED ACTIVITY

PURCHASES, DIVIDEND REINVESTMENTS, SALES AND REDEMPTIONS

Trade Date	Settlement Date	Activity Type	Description	Comments	Quantity	Price	Credits/(Debits)
3/21	3/26	Bought	SIRONA DENTAL SYSTEMS INC	ACTED AS AGENT	38 000	\$74 4745	\$(2,830 03)
3/24	3/27	Bought	MSCI INC COM	ACTED AS AGENT	119 000	44 5269	(5,298 70)
TOTAL PURCHASES, DIVIDEND REINVESTMENTS, SALES AND REDEMPTIONS							\$(8,128 73)
TOTAL PURCHASES							\$(8,128 73)

Purchase and Sale transactions above may have received an average price execution Details regarding the actual prices are available upon request

Account Detail

Fiduciary Services Basic Securities Account
272-110930-053

CARROLL J HAAS FOUNDATION
CONGRESS - LARGE GROWTH EQUITY

STOCKS

COMMON STOCKS

Security Description	Trade Date	Quantity	Unit Cost	Total Cost	Market Value	Unrealized Gain/(Loss)	Estimated Annual Income	Dividend Yield %
ADOBE SYSTEMS (ADBE)	12/28/12	103 000	\$37 224	\$3,834 08	\$6,771 22	\$2,937 14 LT	—	—
Share Price \$65 740								
AMERICAN EXPRESS CO (AXP)	5/14/13	80 000	70 936	5,674 86	7,202 40	1,527 54 ST	74 00	1 02
Share Price \$90 030, Next Dividend Payable 05/2014								
AMERISOURCEBERGEN CORP (ABC)	5/24/13	105 000	54 437	5,715 91	6,886 95	1,171 04 ST	99 00	1 43
Share Price \$65 590, Next Dividend Payable 06/2014								
ANALOG DEVICES INC (ADI)	7/19/13	114 000	48 015	5,473 70	6,057 96	584 26 ST	169 00	2 78
Share Price \$53 140, Next Dividend Payable 06/2014								
APPLE INC (AAPL)	3/25/09	7 000	106 696	746 87	3,757 18	3,010 31 LT		
	5/20/09	2 000	126 770	253 54	1,073 48	819 94 LT		
	Total	9 000		1,000 41	4,830 66	3,830 25 LT	110 00	2 27
Share Price \$536 740, Next Dividend Payable 05/2014								
BROWN FORMAN CORP CL B (BF'B)	3/21/14	70 000	90 043	6,303 04	6,278 30	(24 74) ST	81 00	1 29
Share Price \$89 690, Next Dividend Payable 04/01/14								
CANADIAN NATL RAILWAY CO (CNI)	7/2/09	118 000	21 018	2,480 13	6,633 96	4,153 83 LT	106 00	1 59
Share Price \$56 220, Next Dividend Payable 06/2014								
CELGENE CORP (CELG)	5/30/13	44 000	124 898	5,495 49	6,142 40	646 91 ST	—	—
Share Price \$139 600								
CHARLES SCHWAB NEW (SCHW)	3/6/13	325 000	17 534	5,698 45	8,882 25	3,183 80 LT	78 00	0 87
Share Price \$27 330, Next Dividend Payable 05/2014								
CHIPOTLE MEXICAN GRILL INC COM (CMG)	6/21/13	12 000	360 079	4,320 95	6,816 60	2,495 65 ST	—	—
Share Price \$568 050								
COGNIZANT TECH SOLUTIONS CL A (CTSH)	1/14/14	110 000	50 221	5,524 29	5,566 00	41 71 ST	—	—
Share Price \$50 600								
COLGATE PALMOLIVE CO (CL)	10/8/08	26 000	34 764	903 87	1,686 62	782 75 LT		
	2/4/09	28 000	32 943	922 40	1,816 36	893 96 LT		
	7/2/09	42 000	36 032	1,513 34	2,724 54	1,211 20 LT		
	Total	96 000		3,339 61	6,227 52	2,887 91 LT	138 00	2 21
Share Price \$64 870, Next Dividend Payable 05/2014								
CUMMINS INC (CMI)	11/5/12	40 000	100 499	4,019 97	5,959 60	1,939 63 LT	100 00	1 67
Share Price \$148 990, Next Dividend Payable 06/2014								
DOLLAR TREE INC (DLTR)	12/5/11	92 000	41 869	3,851 95	4,800 56	948 61 LT	—	—
Share Price \$52 180								
EBAY INC (EBAY)	8/16/12	115 000	45 810	5,268 20	6,352 60	1,084 40 LT	—	—
Share Price \$55 240								

Account Detail

Fiduciary Services Basic Securities Account
272-110930-053

CARROLL J HAAS FOUNDATION
CONGRESS - LARGE GROWTH EQUITY

STOCKS

COMMON STOCKS (CONTINUED)

Security Description	Trade Date	Quantity	Unit Cost	Total Cost	Market Value	Unrealized Gain/(Loss)	Estimated Annual Income	Dividend Yield %
EMERSON ELECTRIC CO (EMR)	1/24/14	85 000	66 478	5,650 67	5,678 00	27 33 ST	146 00	2 57
Share Price \$66 800, Next Dividend Payable 06/2014								
EOG RESOURCES INC (EOG)	8/12/13	35 000	159 861	5,595 15	6,865 95	1,270 80 ST	35 00	0 50
Share Price \$196 170, Next Dividend Payable 04/2014								
ESTEE LAUDER CO INC CL A (EL)	9/20/12	58 000	61 416	3,562 12	3,879 04	316 92 LT		
	9/21/12	15 000	62 015	930 22	1,003 20	72 98 LT		
	Total	73 000		4,492 34	4,882 24	389 90 LT	58 00	1 18
Share Price \$66 880, Next Dividend Payable 06/2014								
FACEBOOK INC CL-A (FB)	8/22/13	115 000	38 637	4,443 22	6,927 60	2,484 38 ST	—	—
Share Price \$60 240								
FMC CORP NEW (FMC)	8/27/13	85 000	66 995	5,694 57	6,507 60	813 03 ST	51 00	0 78
Share Price \$76 560, Next Dividend Payable 04/17/14								
FORTINET INC (FTNT)	3/24/14	280 000	22 287	6,240 36	6,168 40	(71 96) ST	—	—
Share Price \$22 030								
GOOGLE INC-CL A (GOOG)	2/2/11	9 000	613 241	5,519 17	10,030 59	4,511 42 LT	—	—
Share Price \$1,114 510								
HOME DEPOT INC (HD)	5/21/13	75 000	78 337	5,875 26	5,934 75	59 49 ST	141 00	2 37
Share Price \$79 130, Next Dividend Payable 06/2014								
ILL TOOL WORKS INC (ITW)	9/23/13	80 000	76 017	6,081 38	6,506 40	425 02 ST	134 00	2 05
Share Price \$81 330, Next Dividend Payable 04/08/14								
INTERCONTINENTALEXCHANGE GROUP (ICE)	7/12/13	31 000	179 937	5,578 06	6,132 73	554 67 ST	81 00	1 32
Share Price \$197 830, Next Dividend Payable 06/2014								
JOHNSON & JOHNSON (JNJ)	6/29/12	70 000	67 547	4,728 31	6,876 10	2,147 79 LT	185 00	2 69
Share Price \$98 230, Next Dividend Payable 06/2014								
MONDELEZ INTL INC COM (MDLZ)	7/2/09	125 000	16 947	2,118 34	4,318 75	2,200 41 LT	70 00	1 62
Share Price \$34 550, Next Dividend Payable 04/14/14								
MONSANTO CO/NEW (MON)	5/25/12	60 000	73 522	4,411 33	6,826 20	2,414 87 LT	103 00	1 50
Share Price \$113 770, Next Dividend Payable 04/2014								
NOBLE ENERGY INC (NBL)	5/23/13	94 000	59 126	5,557 84	6,677 76	1,119 92 ST	53 00	0 79
Share Price \$71 040, Next Dividend Payable 05/2014								
PERRIGO CO LTD (PRGO)	12/19/13	50 000	155 340	7,766 98	7,733 00	(33 98) ST	21 00	0 27
Share Price \$154 660, Next Dividend Payable 06/2014								
PNC FINL SVCS GP (PNC)	2/18/14	77 000	81 757	6,295 28	6,699 00	403 72 ST	136 00	2 03
Share Price \$87 000, Next Dividend Payable 05/2014								

Account Detail

Fiduciary Services Basic Securities Account
272-110930-053

CARROLL J HAAS FOUNDATION
CONGRESS - LARGE GROWTH EQUITY

STOCKS

COMMON STOCKS (CONTINUED)

Security Description	Trade Date	Quantity	Unit Cost	Total Cost	Market Value	Unrealized Gain/(Loss)	Estimated Annual Income	Dividend Yield %
PRAXAIR INC (PX)	3/7/08	14 000	79 178	1,108 49	1,833 58	725 09 LT		
	4/24/08	7 000	91 683	641 78	916 79	275 01 LT		
	6/12/08	6 000	95 967	575 80	785 82	210 02 LT		
	7/2/09	17 000	70 114	1,191 94	2,226 49	1,034 55 LT		
Total		44 000		3,518 01	5,762 68	2,244 67 LT	114 00	1 97
Share Price \$130 970, Next Dividend Payable 06/2014								
PRECISION CASTPARTS CORP (PCP)	9/20/12	27 000	160 187	4,325 05	6,824 52	2,499 47 LT	3 00	0 04
Share Price \$252 760, Next Dividend Payable 06/2014								
QUALCOMM INC (QCOM)	7/18/08	30 000	45 254	1,357 63	2,365 80	1,008 17 LT		
	3/12/09	16 000	36 468	583 49	1,261 76	678 27 LT		
	4/22/09	38 000	40 590	1,542 43	2,996 68	1,454 25 LT		
Total		84 000		3,483 55	6,624 24	3,140 69 LT	118 00	1 78
Share Price \$78 860, Next Dividend Payable 06/2014								
SCHLUMBERGER LTD (SLB)	5/11/09	34 000	55 421	1,884 32	3,315 00	1,430 68 LT		
	7/2/09	41 000	52 029	2,133 19	3,997 50	1,864 31 LT		
Total		75 000		4,017 51	7,312 50	3,294 99 LT	120 00	1 64
Share Price \$97 500, Next Dividend Payable 04/11/14								
TJX COS INC NEW (TJX)	5/21/10	119 000	21 933	2,610 06	7,217 35	4,607 29 LT	69 00	0 95
Share Price \$60 650, Next Dividend Payable 06/2014								
UNITED TECHNOLOGIES CORP (UTX)	6/2/06	24 000	63 019	1,512 46	2,804 16	1,291 70 LT		
	1/4/07	25 000	62 845	1,571 12	2,921 00	1,349 88 LT		
	7/2/09	18 000	50 531	909 55	2,103 12	1,193 57 LT		
Total		67 000		3,993 13	7,828 28	3,835 15 LT	158 00	2 01
Share Price \$116 840, Next Dividend Payable 06/2014								
UNITEDHEALTH GP INC (UNH)	7/19/13	78 000	71 454	5,573 44	6,395 22	821 78 ST	87 00	1 36
Share Price \$81 990, Next Dividend Payable 06/2014								
VISA INC CL A (V)	5/21/13	31 000	182 025	5,642 78	6,691 66	1,048 88 ST	50 00	0 74
Share Price \$215 860, Next Dividend Payable 06/2014								
WALT DISNEY CO HLDG CO (DIS)	5/15/13	85 000	67 409	5,729 74	6,805 95	1,076 21 ST	73 00	1 07
Share Price \$80 070, Next Dividend Payable 01/2015								
		Percentage of Assets %			Total Cost	Market Value	Unrealized Gain/(Loss)	Estimated Annual Income
STOCKS		98 4%			\$192,942 57	\$261,636 45	\$52,252 22 LT \$16,441 66 ST	\$2,961 00 \$0 00
								Yield %
								1 13%

Account Detail

Fiduciary Services Basic Securities Account
272-110930-053CARROLL J HAAS FOUNDATION
CONGRESS - LARGE GROWTH EQUITY

	Percentage of Assets %	Total Cost	Market Value	Unrealized Gain/(Loss)	Estimated Annual Income Accrued Interest	Yield %
TOTAL MARKET VALUE	100.0%	\$192,942.57	\$265,935.24	\$52,252.22 LT \$16,441.66 ST	\$2,961.42 \$0.00	1.11%

TOTAL VALUE (includes accrued interest)

\$265,935.24

Unrealized Gain/(Loss) totals only reflect positions that have cost basis and/or market value information available. Cash, MMF, Deposits and positions stating 'Please Provide' are not included.

ACTIVITY

INVESTMENT RELATED ACTIVITY

PURCHASES, DIVIDEND REINVESTMENTS, SALES AND REDEMPTIONS

Trade Date	Settlement Date	Activity Type	Description	Comments	Quantity	Price	Credits/(Debits)
3/18	3/21	Sold	TRAVELERS COMPANIES INC COM	ACTED AS AGENT	78.000	\$83.8833	\$6,542.75
3/21	3/26	Bought	BROWN FORMAN CORP CL B	ACTED AS AGENT	70.000	90.0434	(6,303.04)
3/24	3/27	Bought	FORTINET INC	ACTED AS AGENT	280.000	22.2870	(6,240.36)
TOTAL PURCHASES, DIVIDEND REINVESTMENTS, SALES AND REDEMPTIONS							\$(6,000.65)
TOTAL PURCHASES							\$(12,543.40)
TOTAL SALES AND REDEMPTIONS							\$6,542.75

Purchase and Sale transactions above may have received an average price execution. Details regarding the actual prices are available upon request.

TAXABLE INCOME

Date	Activity Type	Description	Comments	Credits/(Debits)
3/3	Qualified Dividend	CUMMINS INC		\$25.00
3/3	Qualified Dividend	AMERISOURCEBERGEN CORP		24.68
3/4	Qualified Dividend	VISA INC CL A		12.40
3/6	Qualified Dividend	TJX COS INC NEW		17.26
3/10	Qualified Dividend	UNITED TECHNOLOGIES CORP		39.53
3/10	Qualified Dividend	EXXON MOBIL CORP		37.80
3/10	Qualified Dividend	EMERSON ELECTRIC CO		36.55
3/11	Qualified Dividend	JOHNSON & JOHNSON		46.20
3/11	Qualified Dividend	ANALOG DEVICES INC		42.18
3/17	Qualified Dividend	PRAXAIR INC		28.60
3/17	Qualified Dividend	ESTEE LAUDER CO INC CL A		14.60
3/18	Qualified Dividend	PERRIGO CO LTD		5.25
3/25	Qualified Dividend	UNITEDHEALTH GP INC		21.84
3/26	Qualified Dividend	QUALCOMM INC		29.40
3/27	Qualified Dividend	HOME DEPOT INC		35.25
3/28	Dividend	MS LIQUID ASSET FUND		0.03
3/31	Qualified Dividend	TRAVELERS COMPANIES INC COM		39.00

Account Detail

Active Assets Account
272-117556-053

CARROLL J HAAS FOUNDATION
PO BOX 248

STOCKS

COMMON STOCKS

Morgan Stanley & Co. LLC (Morgan Stanley) and Standard & Poor's equity research ratings may be shown for certain securities. All research ratings represent the "opinions" of the research provider and are not representations or guarantees of performance. Because the applicable research report contains more complete information regarding the analyst's opinions, analysis, and rating, you should read the entire research report and not infer its contents from the rating. For ease of comparison, Morgan Stanley and Standard & Poor's equity research ratings have been normalized to a 1 (Buy), 2 (Hold), and 3 (Sell). Please refer to the June or December statement (or your first statement, if you have not yet received one in either of those months) for a summary guide describing Morgan Stanley and Standard & Poor's ratings. Morgan Stanley Smith Barney LLC does not take responsibility for, and does not guarantee the accuracy, completeness, or timeliness of research prepared for Standard & Poor's.

[illegible]

Account Detail

Active Assets Account
272-117556-053

CARROLL J HAAS FOUNDATION
PO BOX 248

STOCKS

COMMON STOCKS (CONTINUED)

Security Description	Trade Date	Quantity	Unit Cost	Total Cost	Market Value	Unrealized Gain/(Loss)	Estimated Annual Income	Dividend Yield %
TARGA RESOURCES CP (TRGP)	3/6/13	750 000	61 339	46,003 93	74,445 00	28,441 07 LT	1,823 00	2 44
Share Price \$99 260, Rating Morgan Stanley 1, Next Dividend Payable 05/2014								
TOYOTA MOTOR CP ADR NEW (TM)	8/9/02	400 000	52 050	20,820 00	45,160 00	24,340 00 LT	938 00	2 07
Share Price \$112 900, Rating S&P 1								
WILLIAMS CO INC (WMB)	8/13/12	2,700 000	31 807	85,878 11	109,566 00	23,687 89 LT	4,347 00	3 96
Share Price \$40 580, Rating Morgan Stanley 1, S&P 1, Next Dividend Payable 06/2014								
		Percentage of Assets %		Total Cost	Market Value	Unrealized Gain/(Loss)	Estimated Annual Income Accrued Interest	Yield %
STOCKS		72 0%		\$692,718 61	\$1,605,070 95	\$912,352 34 LT	\$68,159 00 \$0 00	4 25%

EXCHANGE-TRADED & CLOSED-END FUNDS

Security Description	Trade Date	Quantity	Unit Cost	Total Cost	Market Value	Unrealized Gain/(Loss)	Estimated Annual Income	Dividend Yield %
BLACKSTONE/GSO STRAT CREDIT FD (BGB)	9/25/12	1,200 000	\$19 856	\$23,827 03	\$21,264 00	\$(2,563 03) LT R	\$1,512 00	7 11
Share Price \$17 720, Next Dividend Payable 04/2014								
CENTER COAST MLP & INFRSTR FD (CEN)	9/25/13	2,000 000	19 896	39,791 60	34,419 80	(5,371 80) ST R	2,500 00	7 26
Share Price \$17 210, Next Dividend Payable 04/2014								
GOLDMAN SACHS MLP INC OPPTY FD (GMZ)	11/25/13	2,500 000	20 000	50,000 00	47,675 00	(2,325 00) ST	3,150 00	6 60
Share Price \$19 070, Next Dividend Payable 05/2014								
		Percentage of Assets %		Total Cost	Market Value	Unrealized Gain/(Loss)	Estimated Annual Income Accrued Interest	Yield %
EXCHANGE-TRADED & CLOSED-END FUNDS		4 6%		\$113,618 63	\$103,358 80	\$(2,563 03) LT (7,696 80) ST	\$7,162 00 \$0 00	6 93%

Account Detail

Active Assets Account
272-117556-053

CARROLL J HAAS FOUNDATION
PO BOX 248

CORPORATE FIXED INCOME

CORPORATE BONDS

Security Description	Trade Date	Face Value	Orig. Unit Cost Adj. Unit Cost	Orig. Total Cost Adj. Total Cost	Market Value	Unrealized Gain/(Loss)	Estimated Annual Income Accrued Interest	Yield %
GENERAL ELEC 6 25% FIX TO 12/15/2022 AND FLTS THEREAFTER CUSIP 369622SP1	8/13/12	100,000 000	\$104 733 \$104 673	\$104,733 00 \$104,672 94	\$107,000 00	\$2,327 06 LT	\$6,250 00 \$1,840 27	5 84
Unit Price \$107 000, Coupon Rate 6 250%, Perpetual Maturity, Int Semi-Annually Jun/Dec 15, Callable \$100 00 on 12/15/22, Yield to Maturity 5 798%, Floater, Moody BAA1 S&P AA-, Issued 07/27/12								
MS FIX TO FLOATING RATE NOTE BASED ON 11/8/12 3ML CUSIP 61745ET92		100,000 000	108 885 106 977	108,885 00 106,976 59	108,500 00	1,523 41 LT	5,000 00 888 88	4 60
Unit Price \$108 500, Coupon Rate 5 000%, Matures 10/27/2018, Interest Paid Quarterly Oct 27, Yield to Maturity 2 996%, Floater, Moody BAA2 S&P A-, Issued 10/27/11								
		Face Value Percentage of Assets %		Orig. Total Cost Adj. Total Cost	Market Value	Unrealized Gain/(Loss)	Estimated Annual Income Accrued Interest	Yield %
CORPORATE FIXED INCOME		200,000 000		\$213,618 00 \$211,649 53	\$215,500 00	\$3,850 47 LT	\$11,250 00 \$2,729 15	5 22%
TOTAL CORPORATE FIXED INCOME (incl accr int)		9 8%			\$218,229 15			

Account Detail

Active Assets Account
272-117556-053

CARROLL J HAAS FOUNDATION
PO BOX 248

ALTERNATIVE INVESTMENTS

Your interests in Alternative Investments may not be held at Morgan Stanley Smith Barney LLC, but may have been purchased through Morgan Stanley Smith Barney LLC, and are not covered by SIPC. The information provided to you: 1) is included solely as a service to you and certain transactions may not be reported, 2) is derived from you or another external source for which we are not responsible, and may have been modified to take into consideration capital calls or distributions to the extent applicable, 3) may not reflect actual shares, share prices or values, 4) may include invested or distributed amounts in addition to a fair value estimate, and 5) should not be relied upon for tax reporting purposes. Alternative Investments are illiquid and may not be valued daily, therefore the estimated valuation provided will be as of the most recent date available for presentation and will be included in summaries of your assets. Such valuation may not be the most recent valuation delivered by the fund in which you are invested. No representation is made that the valuation is a market value or that the interest could be liquidated at this value. We are not required to take any action with respect to your investment unless valid instructions are received from you in a timely manner. Some positions reflected on your statement may not represent interests in the fund, but rather redemption proceeds withheld by the issuer pending final valuations which are not subject to the investment performance of the fund and may or may not accrue interest for the length of the withholding.

For Managed Futures and Alternative Investments there are likely to be restrictions on redemptions, please see applicable offering document.

The "Commitment/Aggregate" investment reflected in the "Hedge Funds" category is equal to the total investment to date. "Redemptions" as reflected in the "Hedge Funds" category are equal to any past redemptions/sales that were reported to us. "Estimated Value" is the value reported to us as of the most recent date available. "Commitment" in the "Private Equity" and "Real Estate" categories is equal to the obligation of an investor to provide funding to the Partnership from time to time in accordance with the Limited Partnership Agreement. The "Contributions" field reflected in the "Private Equity" and "Real Estate" categories is equal to the total investor funding to date in accordance with the Limited Partnership Agreement. "Distributions" in the "Hedge Funds," "Private Equity" and "Real Estate" categories consist of distributed prior income or return of capital from the fund. This is presented for informational purposes only and should not be used for tax reporting purposes and would not be included in any tax reporting that we provide.

The service on those investments designated "(RPTG ONLY)" is limited to performance reporting only. No investment advice or research is provided. If you have questions, please contact your Financial Advisor.

MANAGED FUTURES

Security Description	Trade Date	Quantity	Unit Cost	Total Cost	Estimated Value	Unrealized Gain/(Loss)	Valuation Date
MFF ORION A	1/1/06	21,721	\$1,611.340	\$35,000.00	\$56,726.35	\$21,726.35 F	3/28/14
	6/1/13	0.229	0.040	0.01	598.05	598.04 F	
Total		21.950		35,000.01	57,324.40	21,726.35 598.04	

Estimated NAV \$2,611.59

	Percentage of Assets %	Estimated Value
ALTERNATIVE INVESTMENTS	2.6%	\$57,324.40

\$0.00
\$0.00

	Percentage of Assets %	Total Cost	Market Value	Unrealized Gain/(Loss)	Estimated Annual Income Accrued Interest	Yield %
TOTAL MARKET VALUE	100.0%	\$1,052,986.78	\$2,225,061.91	\$935,366.13 LT \$(7,098.76) ST	\$86,599.31 \$2,729.15	3.89%

TOTAL VALUE (includes accrued interest)

\$2,227,791.06

F - You will receive either a Schedule K-1, 1099 or such other documentation from the fund each year for use in preparing your annual tax return.

R - The cost basis for this tax lot was adjusted due to a reclassification of income.

Unrealized Gain/(Loss) totals only reflect positions that have cost basis and/or market value information available. Cash, MMF, Deposits and positions stating 'Please Provide' are not included.