



See a Social Security Number? Say Something!
Report Privacy Problems to <https://public.resource.org/privacy>
Or call the IRS Identity Theft Hotline at 1-800-908-4490



Form

990-PF

Department of the Treasury
Internal Revenue Service

Return of Private Foundation

or Section 4947(a)(1) Trust Treated as Private Foundation

Do not enter Social Security numbers on this form as it may be made public. By law, the IRS cannot redact the information on the form.

Information about Form 990-PF and its instructions is at www.irs.gov/form990pf.







OMB No 1545-0052

2013

Open to Public Inspection

For calendar year 2013, or tax year beginning 04-01-2013 , and ending 03-31-2014

Name of foundation THE JOELSON FOUNDATION		A Employer identification number 13-6220799	
% BARBARA J FIFE		B Telephone number (see instructions) (609) 520-1188	
Number and street (or P O box number if mail is not delivered to street address) WITHUMSMITHBROWNPC 5 VAUGHN DRIV ATTN DON SCHEIER Suite		Room/suite	
City or town, state or province, country, and ZIP or foreign postal code PRINCETON, NJ 085406313		C If exemption application is pending, check here <input type="checkbox"/>	
G Check all that apply <input type="checkbox"/> Initial return <input type="checkbox"/> Initial return of a former public charity <input type="checkbox"/> Final return <input type="checkbox"/> Amended return <input type="checkbox"/> Address change <input type="checkbox"/> Name change		D 1. Foreign organizations, check here <input type="checkbox"/> 2. Foreign organizations meeting the 85% test, check here and attach computation <input type="checkbox"/>	
H Check type of organization <input checked="" type="checkbox"/> Section 501(c)(3) exempt private foundation <input type="checkbox"/> Section 4947(a)(1) nonexempt charitable trust <input type="checkbox"/> Other taxable private foundation		E If private foundation status was terminated under section 507(b)(1)(A), check here <input type="checkbox"/>	
I Fair market value of all assets at end of year (from Part II, col. (c), line 16) <input checked="" type="checkbox"/> \$ 20,304,781		F If the foundation is in a 60-month termination under section 507(b)(1)(B), check here <input type="checkbox"/>	
J Accounting method <input checked="" type="checkbox"/> Cash <input type="checkbox"/> Accrual <input type="checkbox"/> Other (specify) _____ (Part I, column (d) must be on cash basis.)			

Part I Analysis of Revenue and Expenses <small>(The total of amounts in columns (b), (c), and (d) may not necessarily equal the amounts in column (a) (see instructions))</small>		(a) Revenue and expenses per books	(b) Net investment income	(c) Adjusted net income	(d) Disbursements for charitable purposes (cash basis only)
Revenue	1 Contributions, gifts, grants, etc , received (attach schedule)	0			
	2 Check <input type="checkbox"/> if the foundation is not required to attach Sch B				
	3 Interest on savings and temporary cash investments	172	172		
	4 Dividends and interest from securities.	547,268	547,268		
	5a Gross rents				
	b Net rental income or (loss) _____				
	6a Net gain or (loss) from sale of assets not on line 10	400,863			
	b Gross sales price for all assets on line 6a 1,854,305				
	7 Capital gain net income (from Part IV, line 2)		400,863		
	8 Net short-term capital gain				
	9 Income modifications				
	10a Gross sales less returns and allowances				
Operating and Administrative Expenses	b Less Cost of goods sold				
	c Gross profit or (loss) (attach schedule)				
	11 Other income (attach schedule)	 10,480	7,699		
	12 Total. Add lines 1 through 11	958,783	956,002		
	13 Compensation of officers, directors, trustees, etc	173,250	25,988		147,262
	14 Other employee salaries and wages	59,623	8,943		50,680
	15 Pension plans, employee benefits	14,903	2,235		12,668
	16a Legal fees (attach schedule)				
	b Accounting fees (attach schedule)	 22,500	3,375	0	19,125
	c Other professional fees (attach schedule)	 49,364	47,821		1,543
	17 Interest				
	18 Taxes (attach schedule) (see instructions)	 30,904	5,606		
	19 Depreciation (attach schedule) and depletion	 2,269	340		
	20 Occupancy	81,138	12,171		68,967
	21 Travel, conferences, and meetings				
	22 Printing and publications				
	23 Other expenses (attach schedule)	 12,421	4,608		7,606
	24 Total operating and administrative expenses. Add lines 13 through 23	446,372	111,087	0	307,851
	25 Contributions, gifts, grants paid	1,021,656			1,021,656
	26 Total expenses and disbursements. Add lines 24 and 25	1,468,028	111,087	0	1,329,507
	27 Subtract line 26 from line 12				
	a Excess of revenue over expenses and disbursements	-509,245			
	b Net investment income (if negative, enter -0-)		844,915		
	c Adjusted net income (if negative, enter -0-)				

Part II Balance Sheets		Attached schedules and amounts in the description column should be for end-of-year amounts only (See instructions)	Beginning of year	End of year	
			(a) Book Value	(b) Book Value	(c) Fair Market Value
Assets	1	Cash—non-interest-bearing			
	2	Savings and temporary cash investments	1,525,122	664,580	664,580
	3	Accounts receivable ▶ _____ Less allowance for doubtful accounts ▶ _____			
	4	Pledges receivable ▶ _____ Less allowance for doubtful accounts ▶ _____			
	5	Grants receivable			
	6	Receivables due from officers, directors, trustees, and other disqualified persons (attach schedule) (see instructions)			
	7	Other notes and loans receivable (attach schedule) ▶ _____ Less allowance for doubtful accounts ▶ _____			
	8	Inventories for sale or use			
	9	Prepaid expenses and deferred charges			
	10a	Investments—U S and state government obligations (attach schedule)			
	b	Investments—corporate stock (attach schedule)	14,884,321	15,297,572	18,802,285
	c	Investments—corporate bonds (attach schedule).			
	11	Investments—land, buildings, and equipment basis ▶ _____ Less accumulated depreciation (attach schedule) ▶ _____			
	12	Investments—mortgage loans			
	13	Investments—other (attach schedule)	340,281	281,394	813,891
	14	Land, buildings, and equipment basis ▶ _____ 38,560 Less accumulated depreciation (attach schedule) ▶ 34,576	3,880	3,984	3,984
15	Other assets (describe ▶ _____)	18,928	20,041	20,041	
16	Total assets (to be completed by all filers—see the instructions Also, see page 1, item I)	16,772,532	16,267,571	20,304,781	
Liabilities	17	Accounts payable and accrued expenses			
	18	Grants payable			
	19	Deferred revenue			
	20	Loans from officers, directors, trustees, and other disqualified persons			
	21	Mortgages and other notes payable (attach schedule)			
	22	Other liabilities (describe ▶ _____)			
	23	Total liabilities (add lines 17 through 22)		0	
Net Assets or Fund Balances	Foundations that follow SFAS 117, check here ▶ <input type="checkbox"/> and complete lines 24 through 26 and lines 30 and 31.				
	24	Unrestricted			
	25	Temporarily restricted			
	26	Permanently restricted			
	Foundations that do not follow SFAS 117, check here ▶ <input checked="" type="checkbox"/> and complete lines 27 through 31.				
	27	Capital stock, trust principal, or current funds	19,282,895	19,282,895	
	28	Paid-in or capital surplus, or land, bldg , and equipment fund			
	29	Retained earnings, accumulated income, endowment, or other funds	-2,510,363	-3,015,324	
	30	Total net assets or fund balances (see page 17 of the instructions)	16,772,532	16,267,571	
31	Total liabilities and net assets/fund balances (see page 17 of the instructions)	16,772,532	16,267,571		

Part III Analysis of Changes in Net Assets or Fund Balances

1	Total net assets or fund balances at beginning of year—Part II, column (a), line 30 (must agree with end-of-year figure reported on prior year’s return)	1	16,772,532
2	Enter amount from Part I, line 27a	2	-509,245
3	Other increases not included in line 2 (itemize) ▶ _____	3	25,017
4	Add lines 1, 2, and 3	4	16,288,304
5	Decreases not included in line 2 (itemize) ▶ _____	5	20,733
6	Total net assets or fund balances at end of year (line 4 minus line 5)—Part II, column (b), line 30	6	16,267,571

Part IV Capital Gains and Losses for Tax on Investment Income

(a) List and describe the kind(s) of property sold (e g , real estate, 2-story brick warehouse, or common stock, 200 shs MLC Co)		(b) How acquired P—Purchase D—Donation	(c) Date acquired (mo , day, yr)	(d) Date sold (mo , day, yr)
1a	See Additional Data Table			
b				
c				
d				
e				

(e) Gross sales price	(f) Depreciation allowed (or allowable)	(g) Cost or other basis plus expense of sale	(h) Gain or (loss) (e) plus (f) minus (g)
a See Additional Data Table			
b			
c			
d			
e			

Complete only for assets showing gain in column (h) and owned by the foundation on 12/31/69			(I) Gains (Col (h) gain minus col (k), but not less than -0-) or Losses (from col (h))
(i) F M V as of 12/31/69	(j) Adjusted basis as of 12/31/69	(k) Excess of col (i) over col (j), if any	
a See Additional Data Table			
b			
c			
d			
e			

2	Capital gain net income or (net capital loss)	{ If gain, also enter in Part I, line 7 If (loss), enter -0- in Part I, line 7 }	2	400,863
3	Net short-term capital gain or (loss) as defined in sections 1222(5) and (6) If gain, also enter in Part I, line 8, column (c) (see instructions) If (loss), enter -0- in Part I, line 8		3	

Part V Qualification Under Section 4940(e) for Reduced Tax on Net Investment Income

(For optional use by domestic private foundations subject to the section 4940(a) tax on net investment income)

If section 4940(d)(2) applies, leave this part blank

Was the foundation liable for the section 4942 tax on the distributable amount of any year in the base period? ☐ Yes ☒ No

If "Yes," the foundation does not qualify under section 4940(e) Do not complete this part

1 Enter the appropriate amount in each column for each year, see page 18 of the instructions before making any entries

(a) Base period years Calendar year (or tax year beginning in)	(b) Adjusted qualifying distributions	(c) Net value of noncharitable-use assets	(d) Distribution ratio (col (b) divided by col (c))
2012	1,195,845	18,341,851	0 065198
2011	1,108,067	18,346,872	0 060395
2010	1,047,114	17,722,469	0 059084
2009	670,007	16,110,131	0 041589
2008	867,282	17,023,338	0 050947

2	Total of line 1, column (d).	2	0 277213
3	Average distribution ratio for the 5-year base period—divide the total on line 2 by 5, or by the number of years the foundation has been in existence if less than 5 years	3	0 055443
4	Enter the net value of noncharitable-use assets for 2013 from Part X, line 5.	4	19,575,121
5	Multiply line 4 by line 3.	5	1,085,303
6	Enter 1% of net investment income (1% of Part I, line 27b).	6	8,449
7	Add lines 5 and 6.	7	1,093,752
8	Enter qualifying distributions from Part XII, line 4. If line 8 is equal to or greater than line 7, check the box in Part VI, line 1b, and complete that part using a 1% tax rate See the Part VI instructions	8	1,331,524

Part VI Excise Tax Based on Investment Income (Section 4940(a), 4940(b), 4940(e), or 4948—see page 18 of the instructions)

1a	Exempt operating foundations described in section 4940(d)(2), check here <input type="checkbox"/> and enter "N/A" on line 1		
	Date of ruling or determination letter _____ (attach copy of letter if necessary—see instructions)		
b	Domestic foundations that meet the section 4940(e) requirements in Part V, check here <input checked="" type="checkbox"/> and enter 1% of Part I, line 27b	1	8,449
c	All other domestic foundations enter 2% of line 27b. Exempt foreign organizations enter 4% of Part I, line 12, col. (b)		
2	Tax under section 511 (domestic section 4947(a)(1) trusts and taxable foundations only. Others enter -0-)	2	
3	Add lines 1 and 2.	3	8,449
4	Subtitle A (income) tax (domestic section 4947(a)(1) trusts and taxable foundations only. Others enter -0-)	4	
5	Tax based on investment income. Subtract line 4 from line 3. If zero or less, enter -0-	5	8,449
6	Credits/Payments		
a	2013 estimated tax payments and 2012 overpayment credited to 2013	6a	12,800
b	Exempt foreign organizations—tax withheld at source	6b	
c	Tax paid with application for extension of time to file (Form 8868)	6c	8,000
d	Backup withholding erroneously withheld	6d	
7	Total credits and payments. Add lines 6a through 6d.	7	20,800
8	Enter any penalty for underpayment of estimated tax. Check here <input type="checkbox"/> if Form 2220 is attached	8	84
9	Tax due. If the total of lines 5 and 8 is more than line 7, enter amount owed	9	
10	Overpayment. If line 7 is more than the total of lines 5 and 8, enter the amount overpaid	10	12,267
11	Enter the amount of line 10 to be Credited to 2014 estimated tax 12,267 Refunded	11	

Part VII-A Statements Regarding Activities

1a	During the tax year, did the foundation attempt to influence any national, state, or local legislation or did it participate or intervene in any political campaign? <input checked="" type="checkbox"/>	1a	Yes	No
b	Did it spend more than \$100 during the year (either directly or indirectly) for political purposes (see page 19 of the instructions for definition)?	1b		No
	<i>If the answer is "Yes" to 1a or 1b, attach a detailed description of the activities and copies of any materials published or distributed by the foundation in connection with the activities.</i>			
c	Did the foundation file Form 1120-POL for this year?	1c		No
d	Enter the amount (if any) of tax on political expenditures (section 4955) imposed during the year: (1) On the foundation <input type="checkbox"/> \$ _____ (2) On foundation managers <input type="checkbox"/> \$ _____			
e	Enter the reimbursement (if any) paid by the foundation during the year for political expenditure tax imposed on foundation managers <input type="checkbox"/> \$ _____			
2	Has the foundation engaged in any activities that have not previously been reported to the IRS? <i>If "Yes," attach a detailed description of the activities.</i>	2		No
3	Has the foundation made any changes, not previously reported to the IRS, in its governing instrument, articles of incorporation, or bylaws, or other similar instruments? <i>If "Yes," attach a conformed copy of the changes.</i> <input checked="" type="checkbox"/>	3		No
4a	Did the foundation have unrelated business gross income of \$1,000 or more during the year?	4a	Yes	
b	If "Yes," has it filed a tax return on Form 990-T for this year?	4b	Yes	
5	Was there a liquidation, termination, dissolution, or substantial contraction during the year? <i>If "Yes," attach the statement required by General Instruction T.</i> <input checked="" type="checkbox"/>	5		No
6	Are the requirements of section 508(e) (relating to sections 4941 through 4945) satisfied either: • By language in the governing instrument, or • By state legislation that effectively amends the governing instrument so that no mandatory directions that conflict with the state law remain in the governing instrument?	6	Yes	
7	Did the foundation have at least \$5,000 in assets at any time during the year? <i>If "Yes," complete Part II, col. (c), and Part XV.</i>	7	Yes	
8a	Enter the states to which the foundation reports or with which it is registered (see instructions) <input checked="" type="checkbox"/> NY			
b	If the answer is "Yes" to line 7, has the foundation furnished a copy of Form 990-PF to the Attorney General (or designate) of each state as required by General Instruction G? <i>If "No," attach explanation.</i>	8b	Yes	
9	Is the foundation claiming status as a private operating foundation within the meaning of section 4942(j)(3) or 4942(j)(5) for calendar year 2013 or the taxable year beginning in 2013 (see instructions for Part XIV)? <i>If "Yes," complete Part XIV</i>	9		No
10	Did any persons become substantial contributors during the tax year? <i>If "Yes," attach a schedule listing their names and addresses.</i>	10		No

Part VII-A

Statements Regarding Activities *(continued)*

11	At any time during the year, did the foundation, directly or indirectly, own a controlled entity within the meaning of section 512(b)(13)? If "Yes," attach schedule (see instructions).	11		No
12	Did the foundation make a distribution to a donor advised fund over which the foundation or a disqualified person had advisory privileges? If "Yes," attach statement (see instructions)	12		No
13	Did the foundation comply with the public inspection requirements for its annual returns and exemption application?	13	Yes	
Website address ▶NOT APPLICABLE				
14	The books are in care of ▶BARBARA J FIFE Telephone no ▶(212) 246-0230 Located at ▶1841 BROADWAY SUITE 1008 NEW YORK NY ZIP +4 ▶100237646			
15	Section 4947(a)(1) nonexempt charitable trusts filing Form 990-PF in lieu of Form 1041 —Check here ▶ <input type="checkbox"/> and enter the amount of tax-exempt interest received or accrued during the year ▶	15		
16	At any time during calendar year 2013, did the foundation have an interest in or a signature or other authority over a bank, securities, or other financial account in a foreign country?	16	Yes	No
See instructions for exceptions and filing requirements for Form TD F 90-22.1 If "Yes", enter the name of the foreign country ▶				

Part VII-B

Statements Regarding Activities for Which Form 4720 May Be Required

File Form 4720 if any item is checked in the "Yes" column, unless an exception applies.			Yes	No
1a	During the year did the foundation (either directly or indirectly) (1) Engage in the sale or exchange, or leasing of property with a disqualified person? <input type="checkbox"/> Yes <input checked="" type="checkbox"/> No (2) Borrow money from, lend money to, or otherwise extend credit to (or accept it from) a disqualified person?. <input type="checkbox"/> Yes <input checked="" type="checkbox"/> No (3) Furnish goods, services, or facilities to (or accept them from) a disqualified person? <input type="checkbox"/> Yes <input checked="" type="checkbox"/> No (4) Pay compensation to, or pay or reimburse the expenses of, a disqualified person? <input checked="" type="checkbox"/> Yes <input type="checkbox"/> No (5) Transfer any income or assets to a disqualified person (or make any of either available for the benefit or use of a disqualified person)?. <input type="checkbox"/> Yes <input checked="" type="checkbox"/> No (6) Agree to pay money or property to a government official? (Exception. Check "No" if the foundation agreed to make a grant to or to employ the official for a period after termination of government service, if terminating within 90 days). <input type="checkbox"/> Yes <input checked="" type="checkbox"/> No			
b	If any answer is "Yes" to 1a(1)–(6), did any of the acts fail to qualify under the exceptions described in Regulations section 53.4941(d)-3 or in a current notice regarding disaster assistance (see page 20 of the instructions)?. . . Organizations relying on a current notice regarding disaster assistance check here. ▶ <input type="checkbox"/>	1b		No
c	Did the foundation engage in a prior year in any of the acts described in 1a, other than excepted acts, that were not corrected before the first day of the tax year beginning in 2013?.	1c		No
2	Taxes on failure to distribute income (section 4942) (does not apply for years the foundation was a private operating foundation defined in section 4942(j)(3) or 4942(j)(5))			
a	At the end of tax year 2013, did the foundation have any undistributed income (lines 6d and 6e, Part XIII) for tax year(s) beginning before 2013?. <input type="checkbox"/> Yes <input checked="" type="checkbox"/> No If "Yes," list the years ▶ 20____, 20____, 20____, 20____			
b	Are there any years listed in 2a for which the foundation is not applying the provisions of section 4942(a)(2) (relating to incorrect valuation of assets) to the year's undistributed income? (If applying section 4942(a)(2) to all years listed, answer "No" and attach statement—see instructions).	2b		
c	If the provisions of section 4942(a)(2) are being applied to any of the years listed in 2a, list the years here ▶ 20____, 20____, 20____, 20____			
3a	Did the foundation hold more than a 2% direct or indirect interest in any business enterprise at any time during the year?. <input type="checkbox"/> Yes <input checked="" type="checkbox"/> No			
b	If "Yes," did it have excess business holdings in 2013 as a result of (1) any purchase by the foundation or disqualified persons after May 26, 1969, (2) the lapse of the 5-year period (or longer period approved by the Commissioner under section 4943(c)(7)) to dispose of holdings acquired by gift or bequest, or (3) the lapse of the 10-, 15-, or 20-year first phase holding period? (<i>Use Schedule C, Form 4720, to determine if the foundation had excess business holdings in 2013.</i>).	3b		
4a	Did the foundation invest during the year any amount in a manner that would jeopardize its charitable purposes?	4a		No
b	Did the foundation make any investment in a prior year (but after December 31, 1969) that could jeopardize its charitable purpose that had not been removed from jeopardy before the first day of the tax year beginning in 2013?	4b		No

Part VII-B

Statements Regarding Activities for Which Form 4720 May Be Required (continued)

5a	During the year did the foundation pay or incur any amount to			
	(1) Carry on propaganda, or otherwise attempt to influence legislation (section 4945(e))?	<input type="checkbox"/> Yes <input checked="" type="checkbox"/> No		
	(2) Influence the outcome of any specific public election (see section 4955), or to carry on, directly or indirectly, any voter registration drive?	<input type="checkbox"/> Yes <input checked="" type="checkbox"/> No		
	(3) Provide a grant to an individual for travel, study, or other similar purposes?	<input type="checkbox"/> Yes <input checked="" type="checkbox"/> No		
	(4) Provide a grant to an organization other than a charitable, etc , organization described in section 509(a)(1), (2), or (3), or section 4940(d)(2)? (see instructions).	<input type="checkbox"/> Yes <input checked="" type="checkbox"/> No		
	(5) Provide for any purpose other than religious, charitable, scientific, literary, or educational purposes, or for the prevention of cruelty to children or animals?	<input type="checkbox"/> Yes <input checked="" type="checkbox"/> No		
b	If any answer is "Yes" to 5a(1)–(5), did any of the transactions fail to qualify under the exceptions described in Regulations section 53.4945 or in a current notice regarding disaster assistance (see instructions)?	5b		
	Organizations relying on a current notice regarding disaster assistance check here.	<input checked="" type="checkbox"/>		
c	If the answer is "Yes" to question 5a(4), does the foundation claim exemption from the tax because it maintained expenditure responsibility for the grant?	<input type="checkbox"/> Yes <input type="checkbox"/> No		
	If "Yes," attach the statement required by Regulations section 53.4945–5(d).			
6a	Did the foundation, during the year, receive any funds, directly or indirectly, to pay premiums on a personal benefit contract?	<input type="checkbox"/> Yes <input checked="" type="checkbox"/> No		
b	Did the foundation, during the year, pay premiums, directly or indirectly, on a personal benefit contract?	6b		No
	If "Yes" to 6b, file Form 8870.			
7a	At any time during the tax year, was the foundation a party to a prohibited tax shelter transaction?	<input type="checkbox"/> Yes <input checked="" type="checkbox"/> No		
b	If yes, did the foundation receive any proceeds or have any net income attributable to the transaction?	7b		No

Part VIII

Information About Officers, Directors, Trustees, Foundation Managers, Highly Paid Employees, and Contractors

1 List all officers, directors, trustees, foundation managers and their compensation (see instructions).				
(a) Name and address	(b) Title, and average hours per week devoted to position	(c) Compensation (If not paid, enter -0-)	(d) Contributions to employee benefit plans and deferred compensation	(e) Expense account, other allowances
BARBARA J FIFE 1841 BROADWAY SUITE 1008 NEW YORK, NY 100237646	PRESIDENT 35 0	173,250		
JOSEPH C MITCHELL C/O WITHUMSMITHBROWNPC PRINCETON, NJ 08540	TREASURER/SECRETARY 1 0	0		
STEPHEN FIFE 1841 BROADWAY SUITE 1008 NEW YORK, NY 100237646	DIRECTOR 1 0	0		
2 Compensation of five highest-paid employees (other than those included on line 1—see instructions). If none, enter "NONE."				
(a) Name and address of each employee paid more than \$50,000	(b) Title, and average hours per week devoted to position	(c) Compensation	(d) Contributions to employee benefit plans and deferred compensation	(e) Expense account, other allowances
Total number of other employees paid over \$50,000.				

Part VIII

Information About Officers, Directors, Trustees, Foundation Managers, Highly Paid Employees, and Contractors (continued)

3 Five highest-paid independent contractors for professional services (see instructions). If none, enter "NONE".

(a) Name and address of each person paid more than \$50,000	(b) Type of service	(c) Compensation
Total number of others receiving over \$50,000 for professional services.		

Part IX-A

Summary of Direct Charitable Activities

List the foundation's four largest direct charitable activities during the tax year. Include relevant statistical information such as the number of organizations and other beneficiaries served, conferences convened, research papers produced, etc.	Expenses
1 NOT APPLICABLE	
2	
3	
4	

Part IX-B

Summary of Program-Related Investments (see instructions)

Describe the two largest program-related investments made by the foundation during the tax year on lines 1 and 2	Amount
1 NOT APPLICABLE	
2	
All other program-related investments. See page 24 of the instructions.	
3	
Total. Add lines 1 through 3.	

Part X

Minimum Investment Return (All domestic foundations must complete this part. Foreign foundations, see instructions.)

1	Fair market value of assets not used (or held for use) directly in carrying out charitable, etc , purposes		
a	Average monthly fair market value of securities.	1a	18,068,128
b	Average of monthly cash balances.	1b	999,386
c	Fair market value of all other assets (see instructions).	1c	805,705
d	Total (add lines 1a, b, and c).	1d	19,873,219
e	Reduction claimed for blockage or other factors reported on lines 1a and 1c (attach detailed explanation).	1e	
2	Acquisition indebtedness applicable to line 1 assets.	2	0
3	Subtract line 2 from line 1d.	3	19,873,219
4	Cash deemed held for charitable activities Enter 1 1/2% of line 3 (for greater amount, see instructions).	4	298,098
5	Net value of noncharitable-use assets. Subtract line 4 from line 3 Enter here and on Part V, line 4	5	19,575,121
6	Minimum investment return. Enter 5% of line 5.	6	978,756

Part XI

Distributable Amount (see instructions) (Section 4942(j)(3) and (j)(5) private operating foundations and certain foreign organizations check here ☐ and do not complete this part.)

1	Minimum investment return from Part X, line 6.	1	978,756
2a	Tax on investment income for 2013 from Part VI, line 5.	2a	8,449
b	Income tax for 2013 (This does not include the tax from Part VI).	2b	
c	Add lines 2a and 2b.	2c	8,449
3	Distributable amount before adjustments Subtract line 2c from line 1.	3	970,307
4	Recoveries of amounts treated as qualifying distributions.	4	
5	Add lines 3 and 4.	5	970,307
6	Deduction from distributable amount (see instructions).	6	
7	Distributable amount as adjusted Subtract line 6 from line 5 Enter here and on Part XIII, line 1.	7	970,307

Part XII

Qualifying Distributions (see instructions)

1	Amounts paid (including administrative expenses) to accomplish charitable, etc , purposes		
a	Expenses, contributions, gifts, etc —total from Part I, column (d), line 26.	1a	1,329,507
b	Program-related investments—total from Part IX-B.	1b	0
2	Amounts paid to acquire assets used (or held for use) directly in carrying out charitable, etc , purposes.	2	2,017
3	Amounts set aside for specific charitable projects that satisfy the		
a	Suitability test (prior IRS approval required).	3a	0
b	Cash distribution test (attach the required schedule).	3b	0
4	Qualifying distributions. Add lines 1a through 3b Enter here and on Part V, line 8, and Part XIII, line 4	4	1,331,524
5	Foundations that qualify under section 4940(e) for the reduced rate of tax on net investment income Enter 1% of Part I, line 27b (see instructions).	5	8,449
6	Adjusted qualifying distributions. Subtract line 5 from line 4.	6	1,323,075
Note: The amount on line 6 will be used in Part V, column (b), in subsequent years when calculating whether the foundation qualifies for the section 4940(e) reduction of tax in those years			

Part XIII

Undistributed Income (see instructions)

	(a) Corpus	(b) Years prior to 2012	(c) 2012	(d) 2013
1 Distributable amount for 2013 from Part XI, line 7				970,307
2 Undistributed income, if any, as of the end of 2013				
a Enter amount for 2012 only.			257,081	
b Total for prior years 2011 , 2010 , 2009				
3 Excess distributions carryover, if any, to 2013				
a From 2008.				
b From 2009.				0
c From 2010.				0
d From 2011.				0
e From 2012.				0
f Total of lines 3a through e.	0			
4 Qualifying distributions for 2013 from Part XII, line 4 ▶ \$ 1,331,524				
a Applied to 2012, but not more than line 2a			257,081	
b Applied to undistributed income of prior years (Election required—see instructions).				
c Treated as distributions out of corpus (Election required—see instructions).				
d Applied to 2013 distributable amount.				970,307
e Remaining amount distributed out of corpus	104,136			
5 Excess distributions carryover applied to 2013 (If an amount appears in column (d), the same amount must be shown in column (a).)				
6 Enter the net total of each column as indicated below:				
a Corpus Add lines 3f, 4c, and 4e Subtract line 5	104,136			
b Prior years' undistributed income Subtract line 4b from line 2b.				
c Enter the amount of prior years' undistributed income for which a notice of deficiency has been issued, or on which the section 4942(a) tax has been previously assessed.				
d Subtract line 6c from line 6b Taxable amount—see instructions				
e Undistributed income for 2012 Subtract line 4a from line 2a Taxable amount—see instructions				
f Undistributed income for 2013 Subtract lines 4d and 5 from line 1 This amount must be distributed in 2014				0
7 Amounts treated as distributions out of corpus to satisfy requirements imposed by section 170(b)(1)(F) or 4942(g)(3) (see instructions).				
8 Excess distributions carryover from 2008 not applied on line 5 or line 7 (see instructions). . .				
9 Excess distributions carryover to 2014. Subtract lines 7 and 8 from line 6a	104,136			
10 Analysis of line 9				
a Excess from 2009. . . .				0
b Excess from 2010. . . .				0
c Excess from 2011. . . .				0
d Excess from 2012. . . .				0
e Excess from 2013. . . .	104,136			

Part XIVPrivate Operating Foundations (see instructions and Part VII-A, question 9)

1a

If the foundation has received a ruling or determination letter that it is a private operating foundation, and the ruling is effective for 2013, enter the date of the ruling.

b

Check box to indicate whether the organization is a private operating foundation described in section 4942(j)(3) or 4942(j)(5)

☐ 4942(j)(3) or ☐ 4942(j)(5)

2a

Enter the lesser of the adjusted net income from Part I or the minimum investment return from Part X for each year listed

Tax year	Prior 3 years				(e) Total
(a) 2013	(b) 2012	(c) 2011	(d) 2010		
b 85% of line 2a					
c Qualifying distributions from Part XII, line 4 for each year listed					
d Amounts included in line 2c not used directly for active conduct of exempt activities					
e Qualifying distributions made directly for active conduct of exempt activities. Subtract line 2d from line 2c					
3 Complete 3a, b, or c for the alternative test relied upon					
a "Assets" alternative test—enter					
(1) Value of all assets					
(2) Value of assets qualifying under section 4942(j)(3)(B)(i)					
b "Endowment" alternative test— enter 2/3 of minimum investment return shown in Part X, line 6 for each year listed.					
c "Support" alternative test—enter					
(1) Total support other than gross investment income (interest, dividends, rents, payments on securities loans (section 512(a)(5)), or royalties)					
(2) Support from general public and 5 or more exempt organizations as provided in section 4942(j)(3)(B)(iii).					
(3) Largest amount of support from an exempt organization					
(4) Gross investment income					

Part XVSupplementary Information (Complete this part only if the organization had \$5,000 or more in assets at any time during the year—see instructions.)

1

Information Regarding Foundation Managers:

a

List any managers of the foundation who have contributed more than 2% of the total contributions received by the foundation before the close of any tax year (but only if they have contributed more than \$5,000) (See section 507(d)(2))

NONE

b

List any managers of the foundation who own 10% or more of the stock of a corporation (or an equally large portion of the ownership of a partnership or other entity) of which the foundation has a 10% or greater interest

NONE

2

Information Regarding Contribution, Grant, Gift, Loan, Scholarship, etc., Programs:

Check here ☒ if the foundation only makes contributions to preselected charitable organizations and does not accept unsolicited requests for funds. If the foundation makes gifts, grants, etc. (see instructions) to individuals or organizations under other conditions, complete items 2a, b, c, and d

a

The name, address, and telephone number of the person to whom applications should be addressed

b

The form in which applications should be submitted and information and materials they should include

c

Any submission deadlines

d

Any restrictions or limitations on awards, such as by geographical areas, charitable fields, kinds of institutions, or other factors

3 Grants and Contributions Paid During the Year or Approved for Future Payment

Form **990-PF** (2013)

Enter gross amounts unless otherwise indicated

Part XVI-B Relationship of Activities to the Accomplishment of Exempt Purposes

Form **990-PF** (2013)

Form 990PF Part IV - Capital Gains and Losses for Tax on Investment Income - Columns a - d

(a) List and describe the kind(s) of property sold (e g , real estate, 2-story brick warehouse, or common stock, 200 shs MLC Co)	(b) How acquired P—Purchase D—Donation	(c) Date acquired (mo , day, yr)	(d) Date sold (mo , day, yr)
SEE ATTACHED FIDELITY STATEMENT	P	2010-01-01	2014-03-31
23 2575 SHS AHAB OPPORTUNITY FUND DISTRIBUTION	P	2010-01-01	2013-08-12
PERSHING - MSF CAPITAL LLC - SEE ATTACHED STATEMENT	P	2013-04-01	2014-01-01
PERSHING - MSF CAPITAL LLC - SEE ATTACHED STATEMENT	P	2010-01-01	2014-03-31
CHANCELLOR PARTNERSHIP - RETURN OF CAPITAL	P	2010-01-01	2014-03-31
INVESCO VENTURE PARTNERSHIP - RETURN OF CAPITAL	P	2010-01-01	2014-03-31
INVESCO NON-US PARTNERSHIP - RETURN OF CAPITAL	P	2010-01-01	2014-03-31
CAPITAL GAIN DIVIDENDS	P		

Form 990PF Part IV - Capital Gains and Losses for Tax on Investment Income - Columns e - h

(e) Gross sales price	(f) Depreciation allowed (or allowable)	(g) Cost or other basis plus expense of sale	(h) Gain or (loss) (e) plus (f) minus (g)
204,298		163,162	41,136
102,939		0	102,939
865,812		663,252	202,560
598,475		549,405	49,070
27,500		27,500	
36,855		36,855	
13,268		13,268	
			1,501

Form 990PF Part IV - Capital Gains and Losses for Tax on Investment Income - Columns i - l

Complete only for assets showing gain in column (h) and owned by the foundation on 12/31/69			(l) Gains (Col (h) gain minus col (k), but not less than -0-) or Losses (from col (h))
(i) F M V as of 12/31/69	(j) Adjusted basis as of 12/31/69	(k) Excess of col (i) over col (j), if any	
			41,136
			102,939
			202,560
			49,070

TY 2013 Accounting Fees Schedule

Name: THE JOELSON FOUNDATION

EIN: 13-6220799

Category	Amount	Net Investment Income	Adjusted Net Income	Disbursements for Charitable Purposes
WITHUMSMITH+BROWN, P C	22,500	3,375		19,125

Note: To capture the full content of this document, please select landscape mode (11" x 8.5") when printing.

TY 2013 Depreciation Schedule

Name: THE JOELSON FOUNDATION

EIN: 13-6220799

Description of Property	Date Acquired	Cost or Other Basis	Prior Years' Depreciation	Computation Method	Rate / Life (# of years)	Current Year's Depreciation Expense	Net Investment Income	Adjusted Net Income	Cost of Goods Sold Not Included
FURNITURE	1997-09-30	7,625	7,625	M7	7				
COMPUTER EQUIP	1997-09-30	3,364	3,364	M5	5				
SOFTWARE	2001-10-29	3,575	3,575	M3	3				
FURNITURE	2001-10-29	1,549	1,548	M7	7				
COMPUTER	2001-11-01	4,985	4,985	M5	5				
TYPEWRITER	2001-12-06	444	444	M5	5				
SOFTWARE	2003-07-16	8,306	8,306	M3	3				
FURNITURE	2007-10-02	740	583	M7	7	106			
COMPUTER SOFTWARE	2011-12-31	3,139	1,569	M3	3	1,046			
COMPUTER SOFTWARE	2012-12-31	2,460	308	M3	3	820			
COMPUTER SOFTWARE	2013-12-31	2,373		M3	3	297			

TY 2013 Investments Corporate
Stock Schedule

Name: THE JOELSON FOUNDATION
EIN: 13-6220799

Name of Stock	End of Year Book Value	End of Year Fair Market Value
AIMIA INC	51,674	72,093
ARTISAN INTERNATIONAL FUND	1,970,575	3,089,047
ASSURED GUARANTY LTD	58,361	73,833
BANK OF AMERICA	28,425	52,254
BRITVIC PLC CHELMSFORD	0	0
CAREFUSION	0	0
CITIGROUP INC	40,546	63,118
COTT CORP	0	0
COVANTA HOLDING CORP	34,947	35,432
COVIDIEN PLC	0	0
CROWN HOLDINGS INC	27,913	102,410
DIRECTV COM	0	0
DOLBY LABORATORIES INC	49,021	62,300
EXPEDITORS INTL WASH INC	68,509	69,432
GOOGLE INC	52,483	101,420
HEWLETT PACKARD CO	0	0
INTEGRATED DEVICE TECHNOLOGY	67,780	114,876
INTERACTIVE BROKERS GROUP INC	56,986	77,730
INTERXION HODING NV	79,961	81,724
ISHARES BARCLAYS 1 - 3 YR TR	999,611	1,013,400
ISHARES BARCLAYS INTERM	1,415,460	1,483,216
ISHARES MSCI EAFE INDEX	684,659	819,840
JP MORGAN CHASE & CO	34,040	64,717
KOHL'S CORP	0	0
LEVEL 3 COMMUNICATIONS INC	35,120	60,863
LIBERTY GLOBAL PLC CL C	68,826	77,838
MAINSTAY HIGH YIELD CORP BD FD	4,993,523	4,680,629
MFA FINANCIAL	68,013	68,138
MICROSOFT CORP	75,106	108,378
MOLSON COORS BREWING	29,643	39,495

Name of Stock	End of Year Book Value	End of Year Fair Market Value
MONSTER BEVERAGE CORP	0	0
MOSAIC CO	64,272	68,000
NATIONAL OILWELL VARCO INC	95,472	103,723
NIELSEN HOLDINGS BV	42,345	55,877
NORDSTROM INC	49,290	52,396
PEP BOYS	0	0
S&P 500 DEPOSITORY	905,230	1,496,080
SANOFI SPONS ADR	72,972	94,731
SEAWORLD ENTERTAINMENT INC	38,884	38,846
SERVICE CORP INTL	44,876	108,167
SONIC AUTOMOTIVE INC CL A	72,567	68,227
SPARTAN 500 INDEX	1,027,563	1,828,238
SUNCOKE ENERGY INC	75,516	105,932
TARGET CORP	0	0
TELEFLEX INC	0	0
VANGUARD I TM TREASURY ADMIRAL	307,372	314,229
VANGUARD INDEX MID CAP	262,077	454,320
VANGUARD INDEX SMALL CAP	438,401	779,355
VANGUARD INTL EQUITY EMERG MKT	707,273	685,802
WALTER INV MGMT CORP	60,656	64,105
WELLPOINT INC	41,624	72,074

TY 2013 Investments - Land Schedule**Name:** THE JOELSON FOUNDATION**EIN:** 13-6220799

TY 2013 Investments - Other Schedule**Name:** THE JOELSON FOUNDATION**EIN:** 13-6220799

Category/ Item	Listed at Cost or FMV	Book Value	End of Year Fair Market Value
AHAB REDEMPTION FUND LTD	AT COST	64,814	683,203
CHANCELLOR PARTNERSHIP FUND LP	AT COST	68,573	39,914
JOELSON INVESTMENT LLC:			
(1)INVESCO VENTURE PARTNERSHIP	AT COST	134,857	81,958
(2)INVESCO NON-US PARTNERSHIP	AT COST	13,150	8,816

TY 2013 Land, Etc. Schedule**Name:** THE JOELSON FOUNDATION**EIN:** 13-6220799

Category / Item	Cost / Other Basis	Accumulated Depreciation	Book Value	End of Year Fair Market Value
FURNITURE	7,625	7,625		
COMPUTER EQUIP.	3,364	3,364		
SOFTWARE	3,575	3,575		
FURNITURE	1,549	1,548	1	
COMPUTER	4,985	4,985		
TYPEWRITER	444	444		
SOFTWARE	8,306	8,306		
FURNITURE	740	689	51	
COMPUTER SOFTWARE	3,139	2,615	524	
COMPUTER SOFTWARE	2,460	1,128	1,332	
COMPUTER SOFTWARE	2,373	297	2,076	

TY 2013 Other Assets Schedule

Name: THE JOELSON FOUNDATION

EIN: 13-6220799

Description	Beginning of Year - Book Value	End of Year - Book Value	End of Year - Fair Market Value
RENTAL SECURITY DEPOSIT	18,928	20,041	20,041

TY 2013 Other Decreases Schedule**Name:** THE JOELSON FOUNDATION**EIN:** 13-6220799

Description	Amount
INVESCO VENTURE PARTNERSHIP BOOK/TAX ADJ	8,087
INVESCO NON-US PARTNERSHIP BOOK/TAX ADJ	11,690
OTHER ADJUSTMENTS	956

TY 2013 Other Expenses Schedule

Name: THE JOELSON FOUNDATION

EIN: 13-6220799

Description	Revenue and Expenses per Books	Net Investment Income	Adjusted Net Income	Disbursements for Charitable Purposes
BANK CHARGES	180	27		153
CREDIT CARD ANNUAL FEE	670	100		570
COMMERCIAL INSURANCE	2,114	317		1,797
NY LAW JOURNAL-PUBLIC NOTICE	140			140
OFFICE EXPENSES	783	117		666
OFFICE SUPPLIES	851	128		723
POSTAGE	209	31		178
TELEPHONE EXPENSES	3,792	569		3,223
CHANCELLOR PARTNERSHIP FUND LP	1,439	1,439		
INVESCO VENTURE PARTNERSHIP	2,081	1,874		
INVESCO NON-US PARTNERSHIP	281	281		
FIDELITY FEE REIMBURSEMENT	-302	-302		
MISCELLANEOUS EXPENSE	116	17		99
PUBLICATIONS & SUBSCRIPTIONS	67	10		57

TY 2013 Other Income Schedule**Name:** THE JOELSON FOUNDATION**EIN:** 13-6220799

Description	Revenue And Expenses Per Books	Net Investment Income	Adjusted Net Income
CHANCELLOR PARTNERSHIP	216	0	
Chancellor Partnership - other portfolio	14	14	
INVESCO VENTURE PARTNERSHIP	-281	2	
Invesco Venture Partnership - royalties	44	44	
Invesco Venture other portfolio income	7,639	7,639	
Invesco Venture Partnership 1231 gain	2,848	0	

TY 2013 Other Increases Schedule

Name: THE JOELSON FOUNDATION

EIN: 13-6220799

Description	Amount
CHANCELLOR PARTNERSHIP BOOK/TAX ADJ	25,017

TY 2013 Other Professional Fees Schedule

Name: THE JOELSON FOUNDATION

EIN: 13-6220799

Category	Amount	Net Investment Income	Adjusted Net Income	Disbursements for Charitable Purposes
PERSHING INVESTMENT MGMT FEE	47,184	47,184		
CT CORPORATION	365	365		
COMPUTER CONSULTING	1,815	272		1,543

TY 2013 Taxes Schedule**Name:** THE JOELSON FOUNDATION**EIN:** 13-6220799

Category	Amount	Net Investment Income	Adjusted Net Income	Disbursements for Charitable Purposes
FOREIGN TAXES - FIDELITY	4,127	4,127		
FOREIGN TAXES - PERSHING	1,454	1,454		
FEDERAL TAXES	24,048			
STATE OF DELAWARE	250			
STATE OF NEW YORK	1,025	25		

THE JOELSON FOUNDATION
 FORM 990-PF FOR THE YEAR ENDING 3/31/2014
 EIN 13-6220799

ATTACHMENT TO PART IV CAPITAL GAINS AND LOSSES

DATE ACQUIRED	DATE SOLD	QUANTITY	SECURITY DESCRIPTION	COST BASIS	PROCEEDS	GAIN OR LOSS	P OR D
4/1/2013	4/10/2013	130.00	Monster Beverage Corp	6,163.60	7,130.83	967.23	P
1/29/2013	5/1/2013	525.00	Pep Boys Manny Moe & Jack	5,780.77	5,983.02	202.25	P
11/29/2012	5/8/2013	47.00	Kohls Corp	2,189.95	2,208.24	18.29	P
11/8/2012	5/8/2013	226.00	Kohls Corp	11,816.14	10,610.32	(1,197.82)	P
4/3/2013	5/10/2013	144.00	Guess Inc	3,610.90	4,158.77	547.87	P
3/6/2013	5/14/2013	287.00	DirecTV	14,110.30	18,584.12	4,473.82	P
2/28/2013	5/14/2013	73.00	Kohls Corp	3,262.90	3,573.68	310.78	P
2/19/2013	5/14/2013	104.00	Bntvic Ord Gbp0.2	654.05	715.41	60.56	P
11/29/2012	5/14/2013	168.00	Kohls Corp	7,827.89	8,224.37	396.48	P
2/28/2013	5/15/2013	128.00	Kohls Corp	5,721.26	6,296.98	575.72	P
2/19/2013	5/15/2013	323.00	Bntvic Ord Gbp0.2	2,033.83	2,245.52	211.69	P
2/14/2013	5/15/2013	484.00	Bntvic Ord Gbp0.2	2,931.06	3,364.80	433.74	P
6/12/2012	5/15/2013	279.00	Kohls Corp	12,438.04	13,725.46	1,287.42	P
2/14/2013	5/21/2013	649.00	Bntvic Ord Gbp0.2	3,930.28	4,583.98	653.70	P
6/20/2012	5/21/2013	172.00	Bntvic Ord Gbp0.2	887.77	1,214.86	327.09	P
4/3/2013	5/22/2013	267.00	Guess Inc	6,895.22	8,040.30	1,345.08	P
4/2/2013	5/22/2013	167.00	Guess Inc	4,187.17	5,028.95	841.78	P
4/2/2013	5/24/2013	749.00	Guess Inc	18,779.61	22,106.14	3,326.53	P
6/25/2012	6/3/2013	742.00	Bntvic Ord Gbp0.2	3,766.60	5,943.01	2,176.41	P
6/20/2012	6/3/2013	773.00	Bntvic Ord Gbp0.2	3,989.83	6,191.30	2,201.47	P
2/15/2013	6/25/2013	313.00	Nielsen Holdings B V	10,109.90	10,527.63	417.73	P
2/12/2013	6/25/2013	170.00	Nielsen Holdings B V	5,610.27	5,717.88	107.61	P
2/15/2013	7/1/2013	4.00	Nielsen Holdings B V	129.20	133.61	4.41	P
11/9/2012	7/1/2013	987.00	Nielsen Holdings B V	28,564.08	32,958.48	4,404.40	P
5/28/2013	7/1/2013	155.00	Dolby Laboratories Inc	5,494.63	5,262.15	(232.48)	P
VARIOUS	7/12/2013	-	Cash Account Balance	347.00	308.89	(38.11)	P
5/28/2013	7/15/2013	171.00	Dolby Laboratories Inc	6,061.81	5,877.16	(184.65)	P
4/1/2013	7/24/2013	96.00	Monster Beverage Corp	4,646.40	6,206.83	1,560.43	P
3/13/2013	7/24/2013	202.00	Monster Beverage Corp	9,513.74	12,793.66	3,279.92	P
5/28/2013	7/25/2013	312.00	Dolby Laboratories Inc	11,060.15	10,505.65	(554.50)	P
3/13/2013	7/25/2013	502.00	Monster Beverage Corp	23,843.04	31,706.31	8,863.27	P
5/16/2013	7/29/2013	475.00	Cott Corp Que	4,213.39	4,004.42	(208.97)	P
5/16/2013	7/30/2013	183.00	Cott Corp Que	1,623.27	1,537.08	(86.21)	P
4/26/2013	9/6/2013	108	Apple Inc	44,508.48	53,846.47	9,136.89	P
8/20/2013	9/25/2013	628	Cott Corp Que	5,043.72	4,997.79	(45.93)	P
7/18/2013	10/18/2013	193	Covanta Holding Corp	4,036.44	4,016.52	(19.92)	P
7/30/2013	10/22/2013	159	Nielsen Holdings B V	5,377.65	6,206.50	828.85	P
1/29/2013	10/22/2013	7	Pep Boys Manny Moe & Jack	77.08	91.01	13.93	P
1/24/2013	10/22/2013	615	Pep Boys Manny Moe & Jack	6,684.62	7,995.77	1,311.15	P
7/18/2013	10/24/2013	2,063.00	Covanta Holding Corp	43,146.00	39,093.78	(4,052.22)	P
6/14/2013	10/24/2013	106	Genesco Inc	7,498.11	7,325.77	(172.34)	P
6/14/2013	10/28/2013	90	Genesco Inc	6,366.32	6,236.23	(130.09)	P
6/14/2013	10/30/2013	177	Genesco Inc	12,520.43	12,263.53	(256.90)	P
8/6/2013	11/5/2013	619	Bombardier Inc Cl B	2,907.37	2,657.18	(250.19)	P
6/14/2013	11/6/2013	150	Genesco Inc	10,610.54	9,957.23	(653.31)	P
6/13/2013	11/6/2013	99	Genesco Inc	6,856.58	6,571.77	(284.81)	P
8/29/2013	11/7/2013	49	Genesco Inc	3,056.06	3,252.41	196.35	P
6/20/2013	11/7/2013	185	Genesco Inc	12,611.69	12,279.53	(332.16)	P
6/13/2013	11/7/2013	44	Genesco Inc	3,047.37	2,920.54	(126.83)	P
1/24/2013	11/19/2013	149	Pep Boys Manny Moe & Jack	1,619.53	2,084.53	465.00	P
12/27/2012	11/19/2013	31	Pep Boys Manny Moe & Jack	297.57	433.69	136.12	P
12/27/2012	11/26/2013	130	Pep Boys Manny Moe & Jack	1,247.83	1,760.28	512.40	P
12/27/2012	11/27/2013	273	Pep Boys Manny Moe & Jack	2,520.55	3,691.71	1,071.16	P
12/27/2012	12/5/2013	105	Pep Boys Manny Moe & Jack	1,007.91	1,414.11	406.20	P
8/6/2013	12/9/2013	5,711.00	Bombardier Inc Cl B	28,823.85	24,894.62	(1,929.23)	P
8/20/2013	1/31/2014	335	Cott Corp Que	2,690.52	2,595.50	(95.02)	P
6/13/2013	1/31/2014	40	Teleflex Inc	3,075.97	3,742.65	666.68	P
5/3/2013	1/31/2014	129	Teleflex Inc	10,095.08	12,070.06	1,974.98	P
8/20/2013	2/4/2014	421	CareFusion Corp	15,118.66	16,374.80	1,256.14	P
6/28/2013	2/14/2014	232	Cott Corp Que	1,788.98	1,854.53	65.55	P
6/29/2013	2/18/2014	468	Cott Corp Que	3,608.79	3,748.80	140.01	P
6/28/2013	2/18/2014	150	Cott Corp Que	1,156.67	1,201.54	44.87	P
1/14/2014	2/27/2014	332	Kohls Corp	17,977.14	18,282.62	305.48	P
2/24/2014	3/7/2014	1,090.00	Blackhawk Network Holdings Inc Cl A	25,775.99	29,586.33	3,810.34	P
11/5/2013	3/26/2014	209	Covanta Holding Corp	3,749.92	3,654.62	(95.30)	P
11/4/2013	3/26/2014	893	Covanta Holding Corp	16,136.51	15,615.18	(521.33)	P
11/5/2013	3/31/2014	472	Covanta Holding Corp	8,468.72	8,459.28	(9.44)	P
TOTAL SHORT-TERM				549,404.55	598,474.87	49,070.32	

DATE ACQUIRED	DATE SOLD	QUANTITY	SECURITY DESCRIPTION	COST BASIS	PROCEEDS	GAIN OR LOSS	P OR D
6/25/2012	6/27/2013	571.00	Brtvic Ord Gbp0 2	2,698.56	4,308.42	1,407.86	P
7/13/2012	7/15/2013	1,600.00	Brtvic Ord Gbp0 2	6,686.48	12,252.40	5,565.92	P
2/7/2013	2/12/2014	216	Integrated Device Technology	1,579.58	2,494.75	915.17	P
6/28/2012	7/9/2013	98.00	WellPoint Inc	6,431.19	8,196.57	1,765.38	P
5/9/2012	5/22/2013	90.00	WellPoint Inc	5,925.26	7,126.07	1,200.81	P
2/7/2013	2/20/2014	1,237.00	Integrated Device Technology	9,046.03	15,473.02	6,426.99	P
6/25/2012	7/15/2013	140.00	Brtvic Ord Gbp0 2	710.68	1,072.09	361.41	P
3/30/2012	4/24/2013	545.00	Brtvic Ord Gbp0 2	3,383.66	3,652.79	269.13	P
3/30/2012	4/25/2013	608.00	Brtvic Ord Gbp0 2	3,774.80	4,121.28	346.48	P
2/20/2013	3/18/2014	290	Integrated Device Technology	2,138.10	3,767.55	1,629.45	P
4/4/2012	5/9/2013	383.00	Brtvic Ord Gbp0 2	2,359.05	2,710.99	351.94	P
1/23/2013	2/27/2014	276	Kohls Corp	12,039.84	15,198.80	3,158.96	P
3/30/2012	5/9/2013	1,258.00	Brtvic Ord Gbp0 2	7,810.37	8,904.52	1,094.15	P
4/4/2012	5/14/2013	666.00	Brtvic Ord Gbp0 2	4,102.17	4,581.35	479.18	P
12/31/2012	2/13/2014	240	Cott Corp Que	1,852.82	1,906.28	53.46	P
12/27/2012	2/14/2014	855	Pep Boys Manny Moe & Jack	8,207.23	10,475.78	2,268.55	P
5/22/2012	7/16/2013	151.00	CareFusion Corp	3,773.29	5,816.67	2,043.38	P
2/27/2012	4/24/2013	82.00	Molson Coors Brewing Co Cl B	3,606.05	4,315.38	709.33	P
12/28/2012	2/25/2014	20	Pep Boys Manny Moe & Jack	191.98	259.11	67.13	P
12/27/2012	2/25/2014	89	Pep Boys Manny Moe & Jack	767.93	1,036.45	268.52	P
2/21/2012	4/22/2013	9.00	DirecTV	406.01	501.33	95.32	P
12/28/2012	2/27/2014	115	Pep Boys Manny Moe & Jack	1,103.87	1,490.37	386.50	P
2/27/2012	5/1/2013	162.00	Molson Coors Brewing Co Cl B	7,124.15	8,285.95	1,161.80	P
10/1/2012	12/5/2013	391	Microsoft Corp	11,594.68	14,852.63	3,257.95	P
12/28/2012	3/4/2014	220	Pep Boys Manny Moe & Jack	2,111.76	2,852.73	740.97	P
12/28/2012	3/7/2014	779	Pep Boys Manny Moe & Jack	7,477.54	10,093.95	2,616.41	P
12/28/2012	3/10/2014	507	Pep Boys Manny Moe & Jack	4,866.64	6,544.34	1,677.70	P
2/6/2012	4/22/2013	254.00	DirecTV	11,455.84	14,149.75	2,692.91	P
11/9/2012	1/30/2014	7	Google Inc Cl A	4,591.65	7,960.27	3,368.62	P
11/9/2012	1/31/2014	2	Google Inc Cl A	1,311.90	2,363.76	1,051.86	P
7/26/2012	10/18/2013	83	Teleflex Inc	5,138.58	7,141.16	2,002.58	P
1/5/2012	4/3/2013	282.00	Target Corp	13,697.99	19,107.33	5,409.34	P
1/24/2012	4/22/2013	325.00	DirecTV	14,120.37	18,103.72	3,983.35	P
7/26/2012	10/29/2013	297	Teleflex Inc	12,815.49	17,949.67	5,134.18	P
1/24/2012	5/7/2013	244.00	DirecTV	10,601.14	15,044.31	4,443.17	P
1/24/2012	5/8/2013	91.00	DirecTV	3,953.70	5,665.55	1,731.85	P
1/24/2012	5/9/2013	91.00	DirecTV	3,953.70	5,729.23	1,775.53	P
1/24/2012	5/14/2013	267.00	DirecTV	11,600.43	17,289.06	5,688.63	P
6/28/2012	10/18/2013	84	WellPoint Inc	5,512.45	7,359.17	1,846.72	P
1/20/2012	5/14/2013	14.00	Google Inc Cl A	8,190.14	12,391.12	4,200.98	P
1/25/2012	5/22/2013	3.00	WellPoint Inc	193.90	237.54	43.64	P
1/25/2012	6/24/2013	118.00	WellPoint Inc	7,626.59	9,436.81	1,810.22	P
12/1/2011	5/3/2013	371.00	Service Corp Intl	3,832.17	6,179.20	2,347.03	P
5/22/2012	10/25/2013	280	CareFusion Corp	6,996.84	10,000.09	3,003.25	P
12/1/2011	5/29/2013	293.00	Service Corp Intl	3,026.49	5,666.49	2,640.00	P
11/8/2011	5/9/2013	261.00	CareFusion Corp	6,584.89	9,098.09	2,513.21	P
10/27/2011	5/3/2013	158.00	Service Corp Intl	1,649.00	2,631.57	982.57	P
6/12/2012	12/23/2013	347	Kohls Corp	15,469.54	19,287.76	3,818.22	P
9/15/2011	4/5/2013	144.00	Covidien PLC	6,931.08	9,661.52	2,730.46	P
2/23/2012	9/17/2013	606	Alma Inc	7,383.68	10,560.45	3,176.77	P
2/23/2012	9/19/2013	307	Alma Inc	3,740.58	5,391.62	1,651.04	P
2/27/2012	10/22/2013	30	Molson Coors Brewing Co Cl B	1,319.29	1,620.46	301.19	P
5/30/2012	1/31/2014	3	Google Inc Cl A	1,756.27	3,545.63	1,789.36	P
8/1/2011	4/5/2013	11.00	Covidien PLC	549.22	738.03	188.81	P
11/25/2011	7/31/2013	280.00	Covidien PLC	11,087.91	17,084.94	5,997.03	P
11/25/2011	7/31/2013	35	Mallinckrodt Pub Ltd Co	1,100.74	1,654.30	553.56	P
11/8/2011	7/16/2013	79.00	CareFusion Corp	1,993.12	3,043.16	1,050.04	P
6/12/2012	2/27/2014	179	Kohls Corp	7,979.96	9,857.20	1,877.24	P
1/25/2012	10/18/2013	29	WellPoint Inc	1,809.70	2,453.06	643.36	P
1/9/2012	10/7/2013	356	Hewlett Packard Co	9,481.25	7,455.39	(2,024.86)	P
9/15/2011	7/2/2013	0.75	Mallinckrodt Pub Ltd Co	25.70	32.03	6.33	P
2/23/2012	12/10/2013	15	Alma Inc	182.76	267.66	84.92	P
7/20/2011	5/8/2013	30.00	Crown Holdings Inc	1,117.18	1,309.47	192.29	P
4/17/2012	2/12/2014	46	Molson Coors Brewing Co Cl B	1,890.11	2,459.03	568.92	P
4/17/2012	2/13/2014	242	Molson Coors Brewing Co Cl B	9,943.61	13,113.70	3,170.09	P
1/25/2012	11/25/2013	106	WellPoint Inc	6,851.00	9,938.13	3,087.13	P
4/17/2012	2/24/2014	138	Molson Coors Brewing Co Cl B	5,670.32	7,864.23	2,193.97	P
7/18/2011	5/26/2013	67.00	Citigroup Inc	2,511.83	3,457.14	945.31	P
9/15/2011	7/31/2013	32.00	Covidien PLC	1,380.92	1,952.56	571.64	P
9/15/2011	7/31/2013	3.25	Mallinckrodt Pub Ltd Co	111.39	153.61	42.22	P
8/6/2011	5/8/2013	139.00	Citigroup Inc	5,377.28	6,826.51	1,449.23	P
6/6/2011	5/9/2013	66.00	CareFusion Corp	1,823.73	2,300.67	476.94	P

DATE ACQUIRED	DATE SOLD	QUANTITY	SECURITY DESCRIPTION	COST BASIS	PROCEEDS	GAIN OR LOSS	P OR D
6/6/2011	5/28/2013	66 00	Citigroup Inc	2,553.24	3,405.54	852.30	P
2/21/2012	2/13/2014	101	Cott Corp Que	673.74	802.23	128.49	P
2/21/2012	2/14/2014	300	Cott Corp Que	2,001.21	2,398.09	396.88	P
3/23/2011	4/3/2013	234.00	Target Corp	11,489.40	15,855.01	4,365.61	P
4/7/2011	4/15/2013	193 00	Sanofi Sp ADR	7,903.87	10,317.54	3,313.67	P
4/20/2011	5/8/2013	56 00	Crown Holdings Inc	2,119.22	2,444.34	325.12	P
3/8/2011	5/15/2013	63 00	Bank of America Corporation	899.64	842.92	(56.72)	P
2/11/2011	4/24/2013	168 00	Molson Coors Brewing Co Cl B	4,926.28	5,683.67	757.39	P
7/20/2011	10/17/2013	89	Crown Holdings Inc	3,314.30	3,616.00	301.70	P
12/22/2010	5/29/2013	13 00	Service Corp Intl	108.14	251.41	143.27	P
10/25/2010	4/11/2013	339.00	Hewlett Packard Co	14,849.94	6,969.73	(7,880.21)	P
4/18/2011	10/7/2013	423	Hewlett Packard Co	16,727.14	8,859.71	(7,867.43)	P
7/18/2011	1/9/2014	76	Citigroup Inc	2,849.24	4,189.62	1,340.38	P
7/20/2011	2/19/2014	225	Crown Holdings Inc	8,378.84	10,094.29	1,715.45	P
3/1/2011	10/7/2013	412	Hewlett Packard Co	17,763.10	8,629.31	(9,133.79)	P
12/20/2010	7/30/2013	411 00	Cott Corp Que	3,418.57	3,452.09	33.52	P
12/20/2010	7/31/2013	633	Cott Corp Que	5,265.10	5,312.23	47.13	P
6/20/2011	2/13/2014	1,280.00	Cott Corp Que	10,126.72	10,166.86	40.14	P
6/6/2011	2/5/2014	355	Cott Corp Que	2,947.56	2,980.00	32.44	P
6/6/2011	2/12/2014	405	Cott Corp Que	3,362.71	3,320.46	(42.25)	P
11/18/2010	10/7/2013	416	Hewlett Packard Co	17,403.09	8,713.09	(8,690.00)	P
12/1/2010	10/25/2013	270	CareFusion Corp	6,328.05	10,590.20	4,174.15	P
10/25/2010	10/7/2013	120	Hewlett Packard Co	5,185.82	2,513.39	(2,672.43)	P
12/20/2010	1/31/2014	29	Cott Corp Que	241.21	224.69	(16.52)	P
12/20/2010	2/5/2014	120	Cott Corp Que	998.12	1,007.32	9.20	P
8/8/2010	7/31/2013	140.00	Covidien PLC	5,087.83	8,542.47	3,454.64	P
8/8/2010	7/31/2013	17.5	Mallinckrodt Pub Ltd Co	605.09	827.15	322.06	P
12/15/2010	2/12/2014	1,795.00	Cott Corp Que	14,871.58	14,716.58	(155.00)	P
12/1/2010	1/30/2014	216	CareFusion Corp	5,060.84	8,937.40	3,876.56	P
12/15/2010	2/13/2014	130	Cott Corp Que	1,077.05	1,032.57	(44.48)	P
12/1/2010	2/3/2014	500	CareFusion Corp	11,714.90	20,107.79	8,392.89	P
12/1/2010	2/4/2014	263	CareFusion Corp	6,162.04	10,229.39	4,067.35	P
2/26/2010	5/15/2013	66 00	JPMorgan Chase & Co	2,690.00	3,368.66	678.66	P
12/22/2010	3/10/2014	302	Service Corp Intl	2,512.25	5,847.40	3,335.15	P
2/28/2010	5/30/2013	196.00	JPMorgan Chase & Co	7,988.75	10,869.75	2,881.00	P
5/13/2010	10/22/2013	167	Molson Coors Brewing Co Cl B	7,189.75	9,020.64	1,830.89	P
5/13/2010	2/12/2014	133	Molson Coors Brewing Co Cl B	5,725.97	7,109.62	1,383.65	P
5/12/2009	5/15/2013	191 00	Bank of America Corporation	2,349.05	2,555.52	206.47	P
2/18/2010	2/24/2014	126	Molson Coors Brewing Co Cl B	5,201.78	7,294.41	2,092.63	P
2/26/2010	3/25/2014	163	JPMorgan Chase & Co	6,643.70	9,968.87	3,325.17	P
5/28/2009	7/31/2013	530.00	Covidien PLC	16,545.37	32,339.34	15,793.97	P
5/28/2009	7/31/2013	68.25	Mallinckrodt Pub Ltd Co	1,642.63	3,131.36	1,488.83	P
5/12/2009	10/24/2013	606	Bank of America Corporation	7,453.01	8,537.84	1,084.83	P
6/17/2009	12/10/2013	70	Amia Inc	585.10	1,249.17	664.07	P
6/15/2009	12/10/2013	353	Amia Inc	2,898.56	6,299.41	3,400.85	P
10/10/2008	4/10/2013	60 00	Teleflex Inc	2,606.06	5,209.81	2,603.75	P
6/15/2009	1/9/2014	278	Amia Inc	2,282.72	5,015.19	2,732.47	P
9/26/2008	5/15/2013	38 00	JPMorgan Chase & Co	1,602.68	1,939.48	336.80	P
5/12/2009	1/9/2014	390	Bank of America Corporation	4,799.49	6,532.38	1,732.89	P
4/28/2009	1/31/2014	223	Teleflex Inc	9,411.00	20,865.30	11,454.30	P
10/10/2008	10/29/2013	74	Teleflex Inc	3,460.91	6,416.79	2,955.88	P
10/10/2008	12/10/2013	145	Teleflex Inc	6,781.32	14,041.59	7,260.27	P
10/10/2008	1/31/2014	27	Teleflex Inc	1,262.73	2,526.29	1,263.56	P
TOTAL LONG-TERM				663,252.42	865,812.03	202,559.61	
TOTAL CAPITAL GAIN (LOSS)				1,212,656.97	1,464,286.90	251,629.93	

The Joelson Foundation
EIN: 13-6220799
Form 990-PF FYE 3/31/2014

Fidelity Realized Gain and Loss Report

Security	Date Acquired	Date Sold	Proceeds	Basis	Gain (Loss)
315 shs SPDR S&P 500 ETF	Various	1/15/2014	57,883.32	35,905.27	21,978.05
205 shs SPDR S&P 500 ETF	Various	1/15/2014	37,674.26	23,366.93	14,307.33
900 shs Ishares Intermediate Credit Bond ETF	Various	3/14/2014	97,873.29	93,501.00	4,372.29
100 shs Ishares Intermediate Credit Bond ETF	Various	3/14/2014	10,867.31	10,389.00	478.31
Long Term Totals			204,298.18	163,162.20	41,135.98

Part I, Line 25-Contributions, Gifts, Grants Paid
Part XV, Line 3a-Grants and Contributions Paid During the Year
8/27/2014

The Joelson Foundation
E.I.N. 13-6220799
For Tax Year Beginning 4/1/13 and Ending 3/31/14

Charity	Address	Payee Tax Statuses and Dates	Support Type	Amount
Alliance to Protect Nantucket Sound, Inc.	4 Barnstable Road Hyannis, MA 02601-3900	501c(3)	General Operating Support	\$4,000.00
American Ballet Theatre	890 Broadway, 3rd Floor New York, NY 10003-1278	501c(3)	General Operating Support	\$3,000.00
American Cancer Society, Oklahoma City	P.O. Box 22718 Oklahoma City, OK 73123-1718	501c(3)	General Operating Support	\$2,000.00
American Cancer Society, East Central Division	P.O. Box 897 Hershey, PA 17033-0897	501c(3)	Project Support	\$500.00
American Jewish World Service, Inc.	45 West 36th Street New York, NY 10018	501c(3)	General Operating Support	\$1,500.00
American Pardes Foundation	Five West 37th Street, Suite 802 New York, NY 10018	501c(3)	General Operating Support	\$1,000.00
Amherst College	P.O. Box 5000 Amherst, MA 01002-5000	501c(3)	Project Support	\$2,500.00
Amherst College	P.O. Box 5000 Amherst, MA 01002-5000	501c(3)	General Operating Support	\$1,000.00
Archer School for Girls, Inc.	11725 Sunset Boulevard Los Angeles, CA 90049	501c(3)	General Operating Support	\$660.00
Archer School for Girls, Inc.	11725 Sunset Boulevard Los Angeles, CA 90049	501c(3)	General Operating Support	\$800.00
Association to Benefit Children (ABC)	419 East 86th Street New York, NY 10028	501c(3)	General Operating Support	\$1,000.00
Atlantic Theater Company	Administrative Offices 76 Ninth Avenue, Suite 537 New York, NY 10011	501c(3)	General Operating Support	\$1,500.00
Autism Speaks	1 East 33rd Street, 4th Floor New York, NY 10016	501c(3)	General Operating Support	\$2,500.00
Ballet Tech Foundation, Inc.	Lawrence A. Wien Center for Dance & Theater 890 Broadway New York, NY 10003	501c(3)	General Operating Support	\$3,000.00
Baruch College	One Bernard Baruch Way Box A-1603 New York, NY 10010-5585	501c(3)	General Operating Support	\$2,500.00

Charity	Address	Payee Tax Statuses and Dates	Support Type	Amount
Boston University	Gifts & Records, Suite 700 595 Commonwealth Avenue Boston, MA 02215	501c(3)	Project Support	\$3,000.00
The Brearley School	610 East 83rd Street New York, NY 10028-7988	501c(3)	Project Support	\$1,000.00
Breast Cancer Research Foundation	60 East 56th Street, 8th Floor New York, NY 10022	501c(3)	General Operating Support	\$3,500.00
BronxWorks	60 East Tremont Avenue Bronx, NY 10453	501c(3)	General Operating Support	\$500.00
BronxWorks	60 East Tremont Avenue Bronx, NY 10453	501c(3)	General Operating Support	\$1,000.00
Brooklyn Academy of Music, Inc.	Peter Jay Sharp Building 30 Lafayette Avenue Brooklyn, NY 11217-1486	501c(3)	General Operating Support	\$2,500.00
Brooklyn Academy of Music, Inc.	Peter Jay Sharp Building 30 Lafayette Avenue Brooklyn, NY 11217-1486	501c(3)	General Operating Support	\$2,500.00
Brooklyn Botanic Garden	1000 Washington Avenue Brooklyn, NY 11225-1099	501c(3)	General Operating Support	\$2,100.00
Brown University	Box 1893, 110 Elm Street Providence, RI 02912	501c(3)	General Operating Support	\$1,000.00
Brown University	Box 1893, 110 Elm Street Providence, RI 02912	501c(3)	Project Support	\$2,500.00
Brown University	Box 1893, 110 Elm Street Providence, RI 02912	501c(3)	Project Support	\$1,000.00
Brown University	Box 1893, 110 Elm Street Providence, RI 02912	501c(3)	General Operating Support	\$15,000.00
Brown University	Box 1893, 110 Elm Street Providence, RI 02912	501c(3)	General Operating Support	\$15,000.00
Bryn Mawr College	Helfarian 101 North Merion Avenue Bryn Mawr, PA 19010-2899	501c(3)	General Operating Support	\$5,000.00
Bryn Mawr College	Helfarian 101 North Merion Avenue Bryn Mawr, PA 19010-2899	501c(3)	General Operating Support	\$4,000.00
Central Park Conservancy	14 East 60th street New York, NY 10022	501c(3)	General Operating Support	\$1,000.00
Central Park Conservancy	14 East 60th street New York, NY 10022	501c(3)	General Operating Support	\$5,000.00
Central Park Conservancy	14 East 60th street New York, NY 10022	501c(3)	Project Support	\$3,000.00

Charity	Address	Payee Tax Statuses and Dates	Support Type	Amount
Central Synagogue	123 East 55th Street New York, NY 10022-3502	501c(3)	General Operating Support	\$15,000.00
Central Synagogue	123 East 55th Street New York, NY 10022-3502	501c(3)	Project Support	\$3,000.00
Children's Hospital Boston	c/o Children's Hospital Trust 1 Autumn Street Boston, MA 02115-5301	501c(3)	General Operating Support	\$500.00
Citizens Union Foundation	299 Broadway, Suite 700 New York, NY 10007	501c(3)	General Operating Support	\$5,000.00
Citizens Union Foundation	299 Broadway, Suite 700 New York, NY 10007	501c(3)	General Operating Support	\$2,000.00
Citizens United for Research in Epilepsy	430 West Erie, Suite 210 Chicago, IL 60654	501c(3)	General Operating Support	\$500.00
City Harvest, Inc.	575 Eighth Avenue, 4th Floor New York, NY 10018-3069	501c(3)	General Operating Support	\$2,000.00
City Parks Foundation	830 Fifth Avenue New York, NY 10065-7001	501c(3)	General Operating Support	\$5,000.00
City Parks Foundation	830 Fifth Avenue New York, NY 10065-7001	501c(3)	Project Support	\$2,500.00
City Parks Foundation	830 Fifth Avenue New York, NY 10065-7001	501c(3)	General Operating Support	\$5,000.00
Clal-Nat. Jewish Ctr. for Learning & Leadership	440 Park Avenue South, 4th Floor New York, NY 10016-8012	501c(3)	General Operating Support	\$5,000.00
Columbia University	2960 Broadway 305 Dodge Hall, MC 1803 New York, NY 10027	501c(3)	Project Support	\$15,000.00
Columbia University	2960 Broadway 305 Dodge Hall, MC 1803 New York, NY 10027	501c(3)	Project Support	\$1,500.00
Community Service Society	105 East 22nd Street New York, NY 10010	501c(3)	General Operating Support	\$2,500.00
Community Service Society	105 East 22nd Street New York, NY 10010	501c(3)	General Operating Support	\$1,000.00
Congregation Rodeph Sholom	7 West 83rd Street New York, NY 10024	501c(3)	General Operating Support	\$3,000.00
Congregation Rodeph Sholom	7 West 83rd Street New York, NY 10024	501c(3)	General Operating Support	\$3,400.00
Congregation Rodeph Sholom	7 West 83rd Street New York, NY 10024	501c(3)	General Operating Support	\$3,600.00
Congregation Rodeph Sholom	7 West 83rd Street New York, NY 10024	501c(3)	General Operating Support	\$5,100.00

Charity	Address	Payee Tax Statuses and Dates	Support Type	Amount
Congregation Shirat Ha Yam	PO Box 1145 Nantucket, MA 02554	501c(3)	General Operating Support	\$3,000.00
Congregation Shirat Ha Yam	PO Box 1145 Nantucket, MA 02554	501c(3)	General Operating Support	\$1,000.00
CUNY School of Law Foundation	2 Court Square Long Island City, NY 11101-4356	501c(3)	Project Support	\$3,500.00
Dana-Farber Cancer Institute	Division of Development & The Jimmy Fund 10 Brookline Place West, 6th Floor Brookline, MA 02445-7226	501c(3)	General Operating Support	\$2,000.00
DOROT, Inc.	171 West 85th Street New York, NY 10024	501c(3)	General Operating Support	\$4,000.00
DOROT, Inc.	171 West 85th Street New York, NY 10024	501c(3)	General Operating Support	\$4,000.00
Everglades Foundation	18001 Old Cutler Road, Suite 625 Palmetto Bay, FL 33157	501c(3)	General Operating Support	\$1,000.00
Everglades Foundation	18001 Old Cutler Road, Suite 625 Palmetto Bay, FL 33157	501c(3)	General Operating Support	\$1,000.00
Fayerweather Street School	765 Concord Avenue Cambridge, MA 02138	501c(3)	General Operating Support	\$500.00
FJC	520 Eighth Avenue, 20th Floor New York, NY 10018	501c(3)	Project Support	\$1,500.00
Food Bank for New York City	39 Broadway, 10th Floor New York, NY 10006	501c(3)	General Operating Support	\$500.00
Fund for the City of New York	121 Avenue of the Americas, 6th Floor New York, NY 10013-1590	501c(3)	Project Support	\$6,500.00
Gordon Research Conferences	Attention: Conference Support 512 Liberty Lane West Kingston, RI 02892	501c(3)	Project Support	\$2,000.00
Grub Street, Inc.	162 Boylston Street, 5th Floor Boston, MA 02116	501c(3)	General Operating Support	\$500.00
Harlem School of the Arts	645 St. Nicholas Avenue New York, NY 10030	501c(3)	General Operating Support	\$8,000.00
Harlem School of the Arts	645 St. Nicholas Avenue New York, NY 10030	501c(3)	General Operating Support	\$1,500.00
Harvard University	Office of the Recording Secretary 124 Mount Auburn Street Cambridge, MA 02138-5795	501c(3)	General Operating Support	\$1,000.00

Charity	Address	Payee Tax Statuses and Dates	Support Type	Amount
Harvard University	Office of the Recording Secretary 124 Mount Auburn Street Cambridge, MA 02138-5795	501c(3)	Project Support	\$2,000.00
Harvard University	Office of the Recording Secretary 124 Mount Auburn Street Cambridge, MA 02138-5795	501c(3)	Project Support	\$1,000.00
Hatchery Arts	14424 Benefit Street Sherman Oaks, CA 91423-4002	501c(3)	Project Support	\$500.00
HEAF: Harlem Educational Activities Fund, Inc.	2090 Seventh Avenue, 10th Floor New York, NY 10027	501c(3)	General Operating Support	\$3,500.00
Henry Street Settlement	265 Henry Street New York, NY 10002	501c(3)	General Operating Support	\$500.00
Horace Mann School	Alumni House and Development Office 231 West 246th Street Riverdale, Bronx, NY 10471	501c(3)	General Operating Support	\$4,000.00
Inner-City Scholarship Fund, Inc.	1011 First Avenue, Suite 1400 New York, NY 10022-4112	501c(3)	General Operating Support	\$2,200.00
The Jackson Laboratory	600 Main Street Bar Harbor, ME 04609-1500	501c(3)	General Operating Support	\$500.00
Jewish Family & Children's Service	Headquarters 1430 Main Street Waltham, MA 02451	501c(3)	General Operating Support	\$1,000.00
Juvenile Diabetes Research Foundation International	26 Broadway New York, NY 10004	501c(3)	General Operating Support	\$2,000.00
KCRW Foundation, Inc.	1900 Pico Boulevard Santa Monica, CA 90405-1628	501c(3)	General Operating Support	\$260.00
KKJZ Fundraising, Inc.	P.O. Box 251469 Long Beach, CA 90025-9347.	501c(3)	Project Support	\$260.00
LA Stage Alliance	P.O. Box 811908 Los Angeles, CA 90081	501c(3)	General Operating Support	\$150.00
LACMA: Los Angeles County Museum Of Art	5905 Wilshire Blvd Los Angeles, CA 90036	501c(3)	General Operating Support	\$110.00
Lawyers for Children, Inc.	110 Lafayette Street, 8th Floor New York, NY 10013-4116	501c(3)	Project Support	\$2,000.00
Lehigh University	Alumni Memorial Building 27 Memorial Drive West Bethlehem, PA 18015-3086	501c(3)	General Operating Support	\$10,000.00
Lehigh University	Alumni Memorial Building 27 Memorial Drive West Bethlehem, PA 18015-3086	501c(3)	Project Support	\$3,500.00

Charity	Address	Payee Tax Statuses and Dates	Support Type	Amount
Let's Get Ready, Inc.	50 Broadway, Suite 806 New York, NY 10004	501c(3)	General Operating Support	\$1,000.00
Lincoln Center for the Performing Arts, Inc.	70 Lincoln Center Plaza New York, NY 10023-6583	501c(3)	General Operating Support	\$10,000.00
Lincoln Center for the Performing Arts, Inc.	70 Lincoln Center Plaza New York, NY 10023-6583	501c(3)	General Operating Support	\$15,000.00
Lincoln Center for the Performing Arts, Inc.	70 Lincoln Center Plaza New York, NY 10023-6583	501c(3)	General Operating Support	\$15,000.00
Lincoln Center Theater	150 West 65th Street New York, NY 10023-6975	501c(3)	General Operating Support	\$10,000.00
Lincoln Center Theater	150 West 65th Street New York, NY 10023-6975	501c(3)	Project Support	\$2,500.00
Love Heals, Inc.	2 Fifth Avenue, #2Q New York, NY 10011	501c(3)	General Operating Support	\$1,000.00
Manhattan Theatre Club	311 West 43rd Street, 8th Floor New York, NY 10036-6413	501c(3)	General Operating Support	\$25,000.00
Manhattan Theatre Club	311 West 43rd Street, 8th Floor New York, NY 10036-6413	501c(3)	General Operating Support	\$35,000.00
Manhattan Theatre Club	311 West 43rd Street, 8th Floor New York, NY 10036-6413	501c(3)	General Operating Support	\$1,850.00
Manhattan Theatre Club	311 West 43rd Street, 8th Floor New York, NY 10036-6413	501c(3)	General Operating Support	\$25,000.00
Marina Orth Foundation	5185 MacArthur Blvd. NW, Suite 619 Washington, DC 20016	501c(3)	General Operating Support	\$1,500.00
Marina Orth Foundation	5185 MacArthur Blvd. NW, Suite 619 Washington, DC 20016	501c(3)	General Operating Support	\$1,000.00
Masonic Charity Foundation of Connecticut	74 Cheshire Road, P.O. Box 70 Wallingford, CT 06492	501c(3)	Project Support	\$1,500.00
Memorial Sloan-Kettering Cancer Center	1275 York Avenue New York, NY 10065	501c(3)	Project Support	\$3,000.00
Memorial Sloan-Kettering Cancer Center	1275 York Avenue New York, NY 10065	501c(3)	General Operating Support	\$3,000.00
Metropolitan Museum of Art	1000 Fifth Avenue New York, NY 10028-0198	501c(3)	General Operating Support	\$500.00
Metropolitan Museum of Art	1000 Fifth Avenue New York, NY 10028-0198	501c(3)	General Operating Support	\$1,000.00
Michael J. Fox Foundation for Parkinson's Research	Church Street Station PO Box 780 New York, NY 10008-0780	501c(3)	General Operating Support	\$2,500.00

Charity	Address	Payee Tax Statuses and Dates	Support Type	Amount
Mississippi Actors Group, Inc.	5336 Corteen Place, #6 Valley Village, CA 91607	501c(3)	General Operating Support	\$5,000.00
Mississippi Actors Group, Inc.	5336 Corteen Place, #6 Valley Village, CA 91607	501c(3)	General Operating Support	\$3,000.00
Mississippi Actors Group, Inc.	5336 Corteen Place, #6 Valley Village, CA 91607	501c(3)	Project Support	\$3,000.00
Mississippi Actors Group, Inc.	5336 Corteen Place, #6 Valley Village, CA 91607	501c(3)	General Operating Support	\$5,000.00
Mississippi Actors Group, Inc.	5336 Corteen Place, #6 Valley Village, CA 91607	501c(3)	General Operating Support	\$2,000.00
Mount Sinai Medical Center, Inc.	Mt. Sinai School of Medicine. P.O. Box 4500 One Gustave L. Levy Place New York, NY 10029-6574	501c(3)	Project Support	\$1,000.00
Multiple Myeloma Research Foundation	383 Main Avenue Norwalk, CT 06851	501c(3)	General Operating Support	\$250.00
Museum of Modern Art	11 West 53rd Street New York, NY 10019-5497	501c(3)	General Operating Support	\$1,750.00
Museum of Modern Art	11 West 53rd Street New York, NY 10019-5497	501c(3)	General Operating Support	\$1,000.00
Museum of Modern Art	11 West 53rd Street New York, NY 10019-5497	501c(3)	General Operating Support	\$1,500.00
Museum of the City of New York	1220 Fifth Avenue New York, NY 10029-5287	501c(3)	Capital Fund Support	\$40,000.00
Museum of the City of New York	1220 Fifth Avenue New York, NY 10029-5287	501c(3)	General Operating Support	\$15,000.00
Museum of the City of New York	1220 Fifth Avenue New York, NY 10029-5287	501c(3)	General Operating Support	\$5,000.00
Museum of the City of New York	1220 Fifth Avenue New York, NY 10029-5287	501c(3)	General Operating Support	\$5,000.00
Museum of the City of New York	1220 Fifth Avenue New York, NY 10029-5287	501c(3)	General Operating Support	\$10,000.00
Museum of the City of New York	1220 Fifth Avenue New York, NY 10029-5287	501c(3)	General Operating Support	\$15,000.00
Nantucket Arts Council, Inc.	P.O. Box 2176 Nantucket, MA 02584	501c(3)	General Operating Support	\$500.00
Nantucket Arts Council, Inc.	P.O. Box 2176 Nantucket, MA 02584	501c(3)	General Operating Support	\$1,000.00
Nantucket Arts Council, Inc.	P.O. Box 2176 Nantucket, MA 02584	501c(3)	General Operating Support	\$1,000.00
Nantucket Atheneum	One India Street, P.O. Box 808 Nantucket, MA 02554	501c(3)	General Operating Support	\$20,000.00

Charity	Address	Payee Tax Statuses and Dates	Support Type	Amount
Nantucket Atheneum	One India Street, P.O. Box 808 Nantucket, MA 02554	501c(3)	Project Support	\$20,000.00
Nantucket Atheneum	One India Street, P.O. Box 808 Nantucket, MA 02554	501c(3)	Project Support	\$20,000.00
Nantucket Atheneum	One India Street, P.O. Box 808 Nantucket, MA 02554	501c(3)	Capital Fund Support	\$15,000.00
Nantucket Conservation Foundation, Inc.	Post Office Box 13 118 Cliff Road Nantucket, MA 02554-0013	501c(3)	Project Support	\$6,000.00
Nantucket Conservation Foundation, Inc.	Post Office Box 13 118 Cliff Road Nantucket, MA 02554-0013	501c(3)	General Operating Support	\$6,500.00
Nantucket Cottage Hospital	57 Prospect Street Nantucket Island, MA 02554-2799	501c(3)	General Operating Support	\$5,000.00
Nantucket Cottage Hospital	57 Prospect Street Nantucket Island, MA 02554-2799	501c(3)	General Operating Support	\$15,000.00
Nantucket Historical Association	P.O. Box 1016 Nantucket, MA 02554-1016	501c(3)	General Operating Support	\$3,000.00
Nantucket Historical Association	P.O. Box 1016 Nantucket, MA 02554-1016	501c(3)	General Operating Support	\$2,500.00
Nantucket Land Council	Six Ash Lane, PO Box 502 Nantucket, MA 02554	501c(3)	General Operating Support	\$2,000.00
Nantucket Land Council	Six Ash Lane, PO Box 502 Nantucket, MA 02554	501c(3)	General Operating Support	\$2,000.00
Nantucket Preservation Trust	Two Union Street, P.O. Box 158 Nantucket Island, MA 02554	501c(3)	General Operating Support	\$1,955.00
National Fish and Wildlife Foundation	1133 Fifteenth Street, NW, Suite 1100 Washington, DC 20005	501c(3)	General Operating Support	\$1,500.00
Natural Resources Defense Council, Inc. (NRDC)	40 West 20th Street New York, NY 10011	501c(3)	General Operating Support	\$1,500.00
Natural Resources Defense Council, Inc. (NRDC)	40 West 20th Street New York, NY 10011	501c(3)	General Operating Support	\$1,500.00
New 42nd Street, Inc.	229 West 42nd Street New York, NY 10036-7299	501c(3)	Project Support	\$1,000.00
New York City Ballet, Inc.	David H. Koch Theater 20 Lincoln Center New York, NY 10023	501c(3)	General Operating Support	\$25,000.00
New York City Ballet, Inc.	David H. Koch Theater 20 Lincoln Center New York, NY 10023	501c(3)	Project Support	\$20,000.00

Charity	Address	Payee Tax Statuses and Dates	Support Type	Amount
New York City Ballet, Inc.	David H. Koch Theater 20 Lincoln Center New York, NY 10023	501c(3)	General Operating Support	\$25,000.00
New York City Center	130 West 56th Street New York, NY 10019-3803	501c(3)	General Operating Support	\$2,000.00
New York City Center	130 West 56th Street New York, NY 10019-3803	501c(3)	General Operating Support	\$10,000.00
New York City Center	130 West 56th Street New York, NY 10019-3803	501c(3)	General Operating Support	\$7,500.00
New York Landmarks Conservancy	One Whitehall Street, 21st Floor New York, NY 10004-2127	501c(3)	General Operating Support	\$500.00
New York League of Conservation Voters Education Fund	30 Broad Street, 30th Floor New York, NY 10275-0732	501c(3)	General Operating Support	\$1,000.00
New York League of Conservation Voters Education Fund	30 Broad Street, 30th Floor New York, NY 10275-0732	501c(3)	General Operating Support	\$15,000.00
New York League of Conservation Voters Education Fund	30 Broad Street, 30th Floor New York, NY 10275-0732	501c(3)	General Operating Support	\$5,000.00
New York Stem Cell Foundation/NYSCF	1995 Broadway, Suite 600 New York, NY 10023	501c(3)	General Operating Support	\$2,500.00
New York University Langone Medical Center	Office of Development One Park Avenue, 17th Floor New York, NY 10016-5802	501c(3)	Project Support	\$5,000.00
New Yorkers Against Gun Violence Education Fund	87 Lafayette Street New York, NY 10013	501c(3)	General Operating Support	\$1,500.00
New Yorkers for Parks	Arthur Ross Ctr. for Parks & Open Spaces 55 Broad Street, 23rd Floor New York, NY 10004	501c(3)	General Operating Support	\$1,000.00
New Yorkers for Parks	Arthur Ross Ctr. for Parks & Open Spaces 55 Broad Street, 23rd Floor New York, NY 10004	501c(3)	General Operating Support	\$250.00
New Yorkers for Parks	Arthur Ross Ctr. for Parks & Open Spaces 55 Broad Street, 23rd Floor New York, NY 10004	501c(3)	General Operating Support	\$500.00
North Haven Arts & Enrichment	Waterman's Community Center 12 Main Street, P.O. Box 526 North Haven, ME 04853	501c(3)	Project Support	\$1,000.00
North Shore Animal League America, Inc.	16 Lewyt Street Port Washington, NY 11050	501c(3)	General Operating Support	\$250.00
NYFA: New York Foundation for the Arts	20 Jay Street, Suite 740 Brooklyn, NY 11201	501c(3)	General Operating Support	\$5,000.00

Charity	Address	Payee Tax Statuses and Dates	Support Type	Amount
One Fund Boston, Inc.	800 Boylston Street #990009 Boston, MA 02199	501c(3)	General Operating Support	\$1,000.00
Paul Robert Carey Foundation	20 Corporate Woods Boulevard, Suite 600 Albany, NY 12211-2370	501c(3)	General Operating Support	\$2,000.00
PEF Israel Endowment Funds, Inc.	317 Madison Avenue, Suite 607 New York, NY 10017	501c(3)	Project Support	\$500.00
Pets Alive Westchester	P.O. Box 131 100 Warehouse Lane South Elmsford, NY 10523	501c(3)	General Operating Support	\$250.00
Phipps Neighborhoods	902 Broadway, 13th Floor New York, NY 10010-6033	501c(3)	General Operating Support	\$1,500.00
Phipps Neighborhoods	902 Broadway, 13th Floor New York, NY 10010-6033	501c(3)	Project Support	\$2,000.00
Pine Street Inn	444 Harrison Avenue Boston, MA 02118-2404	501c(3)	General Operating Support	\$1,000.00
Playwrights Horizons, Inc.	The Edith K. Ehrman Building 416 West 42nd Street New York, NY 10036-6809	501c(3)	General Operating Support	\$4,000.00
Playwrights Horizons, Inc.	The Edith K. Ehrman Building 416 West 42nd Street New York, NY 10036-6809	501c(3)	General Operating Support	\$5,000.00
Posse Foundation, Inc.	14 Wall Street, Suite 8A-60 New York, NY 10005	501c(3)	General Operating Support	\$1,000.00
Project FIND	160 West 71st Street, Suite 2F New York, NY 10023	501c(3)	General Operating Support	\$15,000.00
Project FIND	160 West 71st Street, Suite 2F New York, NY 10023	501c(3)	General Operating Support	\$10,000.00
Public Art Fund	One East 53rd Street New York, NY 10022	501c(3)	General Operating Support	\$2,500.00
Public Art Fund	One East 53rd Street New York, NY 10022	501c(3)	General Operating Support	\$10,000.00
Public Health Solutions	40 Worth Street, 5th Floor New York, NY 10013-2988	501c(3)	General Operating Support	\$1,000.00
The Public Theater	425 Lafayette Street New York, NY 10003	501c(3)	General Operating Support	\$10,000.00
The Public Theater	425 Lafayette Street New York, NY 10003	501c(3)	General Operating Support	\$2,000.00
The Public Theater	425 Lafayette Street New York, NY 10003	501c(3)	General Operating Support	\$3,000.00
Rainforest Foundation, Inc.	180 Varick Street, Suite 528 New York, NY 10014	501c(3)	General Operating Support	\$4,000.00

Charity	Address	Payee Tax Statuses and Dates	Support Type	Amount
Regional Plan Association	4 Irving Place, 7th Floor New York, NY 10003	501c(3)	General Operating Support	\$20,000.00
Regional Plan Association	4 Irving Place, 7th Floor New York, NY 10003	501c(3)	Project Support	\$20,000.00
Regional Plan Association	4 Irving Place, 7th Floor New York, NY 10003	501c(3)	Project Support	\$10,000.00
Robin Hood Foundation	826 Broadway, 9th Floor New York, NY 10003	501c(3)	General Operating Support	\$6,000.00
Robin Hood Foundation	826 Broadway, 9th Floor New York, NY 10003	501c(3)	General Operating Support	\$3,000.00
Rosie's Place	889 Harrison Avenue Boston, MA 02118	501c(3)	General Operating Support	\$3,500.00
Roundabout Theatre Company	231 West 39th Street, Suite 1200 New York, NY 10018	501c(3)	General Operating Support	\$15,000.00
Roundabout Theatre Company	231 West 39th Street, Suite 1200 New York, NY 10018	501c(3)	General Operating Support	\$12,000.00
Rwanda Education Assistance Project, Inc.	5 Samuel Purdy Lane Katonah, NY 10536-3404	501c(3)	General Operating Support	\$500.00
Rwanda Education Assistance Project, Inc.	5 Samuel Purdy Lane Katonah, NY 10536-3404	501c(3)	General Operating Support	\$1,000.00
Rwanda Education Assistance Project, Inc.	5 Samuel Purdy Lane Katonah, NY 10536-3404	501c(3)	General Operating Support	\$250.00
Sarah Lawrence College	1 Mead Way Bronxville, NY 10708-5999	501c(3)	General Operating Support	\$1,500.00
Search and Care, Inc.	1844 Second Avenue New York, NY 10128	501c(3)	General Operating Support	\$600.00
Settlement Housing Fund, Inc.	247 West 37th Street, 4th Floor New York, NY 10018	501c(3)	General Operating Support	\$1,000.00
Settlement Housing Fund, Inc.	247 West 37th Street, 4th Floor New York, NY 10018	501c(3)	General Operating Support	\$500.00
Sholem Educational Institute	P.O. Box 4508 Culver City, CA 90231-4508	501c(3)	General Operating Support	\$2,500.00
Sholem Educational Institute	P.O. Box 4508 Culver City, CA 90231-4508	501c(3)	Project Support	\$1,000.00
Sholem Educational Institute	P.O. Box 4508 Culver City, CA 90231-4508	501c(3)	General Operating Support	\$2,260.00
Society for Neuroscience	1121 14th Street NW, Suite 1010 Washington, DC 20005	501c(3)	General Operating Support	\$2,000.00

Charity	Address	Payee Tax Statuses and Dates	Support Type	Amount
Stephen Wise Free Synagogue	30 West 68th Street New York, NY 10023-6053	501c(3)	General Operating Support	\$1,000.00
Stephen Wise Free Synagogue	30 West 68th Street New York, NY 10023-6053	501c(3)	General Operating Support	\$2,501.00
Stephen Wise Free Synagogue	30 West 68th Street New York, NY 10023-6053	501c(3)	General Operating Support	\$12,000.00
Sustainable Nantucket	P.O. Box 1244 Nantucket, MA 02554	501c(3)	Project Support	\$500.00
Sustainable Nantucket	P.O. Box 1244 Nantucket, MA 02554	501c(3)	Project Support	\$2,500.00
Temple Sinai	50 Sewall Avenue Brookline, MA 02446-5238	501c(3)	General Operating Support	\$4,000.00
Theatre Workshop of Nantucket	P.O. Box 1297 Nantucket, MA 02554	501c(3)	General Operating Support	\$1,500.00
Tisch MS Research Center of New York	521 West 57th Street, 4th Floor Development Department New York, NY 10019	501c(3)	General Operating Support	\$500.00
Trustees of Reservations	Great Point Circle, Long Hill 572 Essex Street Beverly, MA 01915-1530	501c(3)	General Operating Support	\$1,000.00
Tulane University	Office of Development 6823 St. Charles Avenue New Orleans, LA 70118-5698	501c(3)	General Operating Support	\$2,500.00
UJA-Federation of New York	130 East 59th Street, #16101 New York, NY 10022-1397	501c(3)	General Operating Support	\$3,000.00
UJA-Federation of New York	130 East 59th Street, #16101 New York, NY 10022-1397	501c(3)	Project Support	\$3,000.00
UJA-Federation of New York	130 East 59th Street, #16101 New York, NY 10022-1397	501c(3)	General Operating Support	\$3,000.00
UJA-Federation of New York	130 East 59th Street, #16101 New York, NY 10022-1397	501c(3)	General Operating Support	\$1,000.00
UJA-Federation of New York	130 East 59th Street, #16101 New York, NY 10022-1397	501c(3)	General Operating Support	\$500.00
United States Holocaust Memorial Museum	100 Raoul Wallenberg Place, SW Washington, DC 20024-2126	501c(3)	General Operating Support	\$250.00
Washington University in St. Louis	Parents Annual Fund Campus Box 1192, One Brookings Drive Saint Louis, MO 63130-4899	501c(3)	General Operating Support	\$500.00

Charity	Address	Payee Tax Statuses and Dates	Support Type	Amount
Washington University in St. Louis	Parents Annual Fund Campus Box 1192, One Brookings Drive Saint Louis, MO 63130-4899	501c(3)	General Operating Support	\$500.00
Washington University in St. Louis	Parents Annual Fund Campus Box 1192, One Brookings Drive Saint Louis, MO 63130-4899	501c(3)	General Operating Support	\$500.00
Wellesley College	Office for Resources 106 Central Street Wellesley, MA 02481	501c(3)	General Operating Support	\$5,000.00
Wesleyan University	Wesleyan Annual Fund 318 High Street Middletown, CT 06459-0472	501c(3)	General Operating Support	\$5,000.00
West Harlem Environmental Action, Inc.	1854 Amsterdam Avenue, 2nd Floor New York, NY 10031-1714	501c(3)	General Operating Support	\$2,500.00
Westchester Reform Temple	255 Mamaroneck Road Scarsdale, NY 10583-7299	501c(3)	General Operating Support	\$3,600.00
Westchester Reform Temple	255 Mamaroneck Road Scarsdale, NY 10583-7299	501c(3)	General Operating Support	\$2,500.00
Whitney Museum of American Art	945 Madison Avenue at 75th Street New York, NY 10021	501c(3)	General Operating Support	\$500.00
Winsor School	Pilgrim Road Boston, MA 02215	501c(3)	General Operating Support	\$500.00
WNET	825 Eighth Avenue New York, NY 10019-7435	501c(3)	General Operating Support	\$1,000.00
WNET	825 Eighth Avenue New York, NY 10019-7435	501c(3)	General Operating Support	\$1,500.00
World Wildlife Fund	1250 24th Street NW P.O. Box 96555 Washington, DC 20077-7789 www.worldwildlife.org	501c(3)	General Operating Support	\$500.00
Yale University	Kroon Hall, G31 195 Prospect Street New Haven, CT 06511	501c(3)	Project Support	\$5,000.00
Grand Totals (228 items)				\$1,021,656.0