



See a Social Security Number? Say Something!
Report Privacy Problems to <https://public.resource.org/privacy>
Or call the IRS Identity Theft Hotline at 1-800-908-4490



Form

990-PF

Department of the Treasury
Internal Revenue Service

Return of Private Foundation

or Section 4947(a)(1) Trust Treated as Private Foundation

Do not enter Social Security numbers on this form as it may be made public. By law, the IRS cannot redact the information on the form.

Information about Form 990-PF and its instructions is at www.irs.gov/form990pf.

OMB No 1545-0052

2013

Open to Public Inspection

For calendar year 2013, or tax year beginning 03-01-2013 , and ending 02-28-2014

Name of foundation MITCHELL WOLFSON SR FOUNDATION C/O AKERMAN SENTERFITT		A Employer identification number 59-2390240	
Number and street (or P O box number if mail is not delivered to street address) 1 SE 3RD AVENUE 28TH FLOOR		B Telephone number (see instructions) (305) 373-0123	
City or town, state or province, country, and ZIP or foreign postal code MIAMI, FL 331311714		C If exemption application is pending, check here <input type="checkbox"/>	
G Check all that apply <input type="checkbox"/> Initial return <input type="checkbox"/> Initial return of a former public charity <input type="checkbox"/> Final return <input type="checkbox"/> Amended return <input type="checkbox"/> Address change <input type="checkbox"/> Name change		D 1. Foreign organizations, check here <input type="checkbox"/> 2. Foreign organizations meeting the 85% test, check here and attach computation <input type="checkbox"/>	
H Check type of organization <input checked="" type="checkbox"/> Section 501(c)(3) exempt private foundation <input type="checkbox"/> Section 4947(a)(1) nonexempt charitable trust <input type="checkbox"/> Other taxable private foundation		E If private foundation status was terminated under section 507(b)(1)(A), check here <input type="checkbox"/>	
I Fair market value of all assets at end of year (from Part II, col. (c), line 16) \$ 245,191,121	J Accounting method <input checked="" type="checkbox"/> Cash <input type="checkbox"/> Accrual <input type="checkbox"/> Other (specify) _____ (Part I, column (d) must be on cash basis.)	F If the foundation is in a 60-month termination under section 507(b)(1)(B), check here <input type="checkbox"/>	

Part I Analysis of Revenue and Expenses (The total of amounts in columns (b), (c), and (d) may not necessarily equal the amounts in column (a) (see instructions))		(a) Revenue and expenses per books	(b) Net investment income	(c) Adjusted net income	(d) Disbursements for charitable purposes (cash basis only)
Revenue	1 Contributions, gifts, grants, etc , received (attach schedule)				
	2 Check <input checked="" type="checkbox"/> if the foundation is not required to attach Sch B				
	3 Interest on savings and temporary cash investments				
	4 Dividends and interest from securities.	3,963,240	3,963,240		
	5a Gross rents				
	b Net rental income or (loss) _____				
	6a Net gain or (loss) from sale of assets not on line 10	9,237,883			
	b Gross sales price for all assets on line 6a _____				
	7 Capital gain net income (from Part IV, line 2) . . .		9,237,883		
	8 Net short-term capital gain				
	9 Income modifications				
	10a Gross sales less returns and allowances				
Operating and Administrative Expenses	b Less Cost of goods sold				
	c Gross profit or (loss) (attach schedule)				
	11 Other income (attach schedule)	2,526,310	0		
	12 Total. Add lines 1 through 11	15,727,433	13,201,123		
	13 Compensation of officers, directors, trustees, etc	550,000	275,000		275,000
	14 Other employee salaries and wages				
	15 Pension plans, employee benefits				
	16a Legal fees (attach schedule)	257,966	171,977		85,989
	b Accounting fees (attach schedule)	101,868	67,912		33,956
	c Other professional fees (attach schedule)	2,587,856	2,458,464		129,392
	17 Interest	361,058	361,058		0
	18 Taxes (attach schedule) (see instructions)	276,079	179,230		0
	19 Depreciation (attach schedule) and depletion . . .				
	20 Occupancy				
	21 Travel, conferences, and meetings	1,792	1,195		579
	22 Printing and publications				
	23 Other expenses (attach schedule)	2,123	1,415		708
	24 Total operating and administrative expenses.				
	Add lines 13 through 23	4,138,742	3,516,251		525,624
	25 Contributions, gifts, grants paid	10,039,034			10,039,034
	26 Total expenses and disbursements. Add lines 24 and 25	14,177,776	3,516,251		10,564,658
	27 Subtract line 26 from line 12				
	a Excess of revenue over expenses and disbursements	1,549,657			
	b Net investment income (if negative, enter -0-)		9,684,872		
	c Adjusted net income (if negative, enter -0-)				

Part II Balance Sheets		Attached schedules and amounts in the description column should be for end-of-year amounts only (See instructions)	Beginning of year	End of year	
			(a) Book Value	(b) Book Value	(c) Fair Market Value
Assets	1	Cash—non-interest-bearing			
	2	Savings and temporary cash investments	4,629,719	2,644,737	2,644,737
	3	Accounts receivable ▶ _____ Less allowance for doubtful accounts ▶ _____			
	4	Pledges receivable ▶ _____ Less allowance for doubtful accounts ▶ _____			
	5	Grants receivable			
	6	Receivables due from officers, directors, trustees, and other disqualified persons (attach schedule) (see instructions)			
	7	Other notes and loans receivable (attach schedule) ▶ _____ Less allowance for doubtful accounts ▶ _____			
	8	Inventories for sale or use			
	9	Prepaid expenses and deferred charges	153,009	61,760	61,760
	10a	Investments—U S and state government obligations (attach schedule)			
	b	Investments—corporate stock (attach schedule)	52,038,874	55,311,369	107,478,555
	c	Investments—corporate bonds (attach schedule).			
	11	Investments—land, buildings, and equipment basis ▶ _____ Less accumulated depreciation (attach schedule) ▶ _____			
	12	Investments—mortgage loans			
	13	Investments—other (attach schedule)	117,576,269	134,620,018	135,006,069
	14	Land, buildings, and equipment basis ▶ _____ Less accumulated depreciation (attach schedule) ▶ _____			
15	Other assets (describe ▶ _____)				
16	Total assets (to be completed by all filers—see the instructions Also, see page 1, item I)	174,397,871	192,637,884	245,191,121	
Liabilities	17	Accounts payable and accrued expenses			
	18	Grants payable			
	19	Deferred revenue			
	20	Loans from officers, directors, trustees, and other disqualified persons			
	21	Mortgages and other notes payable (attach schedule)			
	22	Other liabilities (describe ▶ _____)	4,921,260	4,927,250	
	23	Total liabilities (add lines 17 through 22)	4,921,260	4,927,250	
Net Assets or Fund Balances	Foundations that follow SFAS 117, check here ▶ <input checked="" type="checkbox"/> and complete lines 24 through 26 and lines 30 and 31.				
	24	Unrestricted	169,476,611	187,710,634	
	25	Temporarily restricted			
	26	Permanently restricted			
	Foundations that do not follow SFAS 117, check here ▶ <input type="checkbox"/> and complete lines 27 through 31.				
	27	Capital stock, trust principal, or current funds			
	28	Paid-in or capital surplus, or land, bldg , and equipment fund			
	29	Retained earnings, accumulated income, endowment, or other funds			
	30	Total net assets or fund balances (see page 17 of the instructions)	169,476,611	187,710,634	
	31	Total liabilities and net assets/fund balances (see page 17 of the instructions)	174,397,871	192,637,884	

Part III Analysis of Changes in Net Assets or Fund Balances			
1	Total net assets or fund balances at beginning of year—Part II, column (a), line 30 (must agree with end-of-year figure reported on prior year’s return)	1	169,476,611
2	Enter amount from Part I, line 27a	2	1,549,657
3	Other increases not included in line 2 (itemize) ▶ _____	3	17,551,442
4	Add lines 1, 2, and 3	4	188,577,710
5	Decreases not included in line 2 (itemize) ▶ _____	5	867,076
6	Total net assets or fund balances at end of year (line 4 minus line 5)—Part II, column (b), line 30	6	187,710,634

Part IV Capital Gains and Losses for Tax on Investment Income

(a) List and describe the kind(s) of property sold (e g , real estate, 2-story brick warehouse, or common stock, 200 shs MLC Co)		(b) How acquired P—Purchase D—Donation	(c) Date acquired (mo , day, yr)	(d) Date sold (mo , day, yr)
1a	See Additional Data Table			
b				
c				
d				
e				

(e) Gross sales price	(f) Depreciation allowed (or allowable)	(g) Cost or other basis plus expense of sale	(h) Gain or (loss) (e) plus (f) minus (g)
a See Additional Data Table			
b			
c			
d			
e			

Complete only for assets showing gain in column (h) and owned by the foundation on 12/31/69			(l) Gains (Col (h) gain minus col (k), but not less than -0-) or Losses (from col (h))
(i) F M V as of 12/31/69	(j) Adjusted basis as of 12/31/69	(k) Excess of col (i) over col (j), if any	
a See Additional Data Table			
b			
c			
d			
e			

2	Capital gain net income or (net capital loss)	{ If gain, also enter in Part I, line 7 If (loss), enter -0- in Part I, line 7 }	2	9,237,883
3	Net short-term capital gain or (loss) as defined in sections 1222(5) and (6) If gain, also enter in Part I, line 8, column (c) (see instructions) If (loss), enter -0- in Part I, line 8	}	3	

Part V Qualification Under Section 4940(e) for Reduced Tax on Net Investment Income

(For optional use by domestic private foundations subject to the section 4940(a) tax on net investment income)

If section 4940(d)(2) applies, leave this part blank

Was the foundation liable for the section 4942 tax on the distributable amount of any year in the base period? ☐ Yes ☒ No
If "Yes," the foundation does not qualify under section 4940(e) Do not complete this part

1 Enter the appropriate amount in each column for each year, see page 18 of the instructions before making any entries

(a) Base period years Calendar year (or tax year beginning in)	(b) Adjusted qualifying distributions	(c) Net value of noncharitable-use assets	(d) Distribution ratio (col (b) divided by col (c))
2012	9,089,747	202,027,557	0 044993
2011	9,268,764	199,219,145	0 046525
2010	8,154,647	183,187,483	0 044515
2009	6,161,255	161,494,456	0 038151
2008	10,053,342	184,151,063	0 054593

2	Total of line 1, column (d).	2	0 228777
3	Average distribution ratio for the 5-year base period—divide the total on line 2 by 5, or by the number of years the foundation has been in existence if less than 5 years	3	0 045755
4	Enter the net value of noncharitable-use assets for 2013 from Part X, line 5.	4	227,204,245
5	Multiply line 4 by line 3.	5	10,395,730
6	Enter 1% of net investment income (1% of Part I, line 27b).	6	96,849
7	Add lines 5 and 6.	7	10,492,579
8	Enter qualifying distributions from Part XII, line 4. If line 8 is equal to or greater than line 7, check the box in Part VI, line 1b, and complete that part using a 1% tax rate See the Part VI instructions	8	10,564,658

Part VI Excise Tax Based on Investment Income (Section 4940(a), 4940(b), 4940(e), or 4948—see page 18 of the instructions)		
1a Exempt operating foundations described in section 4940(d)(2), check here <input type="checkbox"/> and enter "N/A" on line 1		
Date of ruling or determination letter _____ (attach copy of letter if necessary—see instructions)		
b Domestic foundations that meet the section 4940(e) requirements in Part V, check here <input checked="" type="checkbox"/> and enter 1% of Part I, line 27b		1 96,849
c All other domestic foundations enter 2% of line 27b. Exempt foreign organizations enter 4% of Part I, line 12, col. (b)		
2 Tax under section 511 (domestic section 4947(a)(1) trusts and taxable foundations only. Others enter -0-)		2 0
3 Add lines 1 and 2.		3 96,849
4 Subtitle A (income) tax (domestic section 4947(a)(1) trusts and taxable foundations only. Others enter -0-)		4 0
5 Tax based on investment income. Subtract line 4 from line 3. If zero or less, enter -0-		5 96,849
6 Credits/Payments		
a 2013 estimated tax payments and 2012 overpayment credited to 2013	6a 153,009	
b Exempt foreign organizations—tax withheld at source	6b	
c Tax paid with application for extension of time to file (Form 8868)	6c 70,000	
d Backup withholding erroneously withheld	6d	
7 Total credits and payments. Add lines 6a through 6d.		7 223,009
8 Enter any penalty for underpayment of estimated tax. Check here <input type="checkbox"/> if Form 2220 is attached.		8
9 Tax due. If the total of lines 5 and 8 is more than line 7, enter amount owed		9
10 Overpayment. If line 7 is more than the total of lines 5 and 8, enter the amount overpaid		10 126,160
11 Enter the amount of line 10 to be Credited to 2014 estimated tax 126,160 Refunded		11 0

Part VII-A Statements Regarding Activities			
1a During the tax year, did the foundation attempt to influence any national, state, or local legislation or did it participate or intervene in any political campaign?		Yes	No
	1a		No
b Did it spend more than \$100 during the year (either directly or indirectly) for political purposes (see page 19 of the instructions for definition)? <i>If the answer is "Yes" to 1a or 1b, attach a detailed description of the activities and copies of any materials published or distributed by the foundation in connection with the activities.</i>			No
	1b		No
c Did the foundation file Form 1120-POL for this year?.	1c		No
d Enter the amount (if any) of tax on political expenditures (section 4955) imposed during the year: (1) On the foundation <input type="checkbox"/> \$ 0 (2) On foundation managers <input type="checkbox"/> \$ 0			
e Enter the reimbursement (if any) paid by the foundation during the year for political expenditure tax imposed on foundation managers <input type="checkbox"/> \$ 0			
2 Has the foundation engaged in any activities that have not previously been reported to the IRS? <i>If "Yes," attach a detailed description of the activities.</i>	2		No
3 Has the foundation made any changes, not previously reported to the IRS, in its governing instrument, articles of incorporation, or bylaws, or other similar instruments? <i>If "Yes," attach a conformed copy of the changes</i>	3		No
4a Did the foundation have unrelated business gross income of \$1,000 or more during the year?.	4a	Yes	
b If "Yes," has it filed a tax return on Form 990-T for this year?.	4b	Yes	
5 Was there a liquidation, termination, dissolution, or substantial contraction during the year? <i>If "Yes," attach the statement required by General Instruction T.</i>	5		No
6 Are the requirements of section 508(e) (relating to sections 4941 through 4945) satisfied either: • By language in the governing instrument, or • By state legislation that effectively amends the governing instrument so that no mandatory directions that conflict with the state law remain in the governing instrument?	6	Yes	
7 Did the foundation have at least \$5,000 in assets at any time during the year? <i>If "Yes," complete Part II, col. (c), and Part XV.</i>	7	Yes	
8a Enter the states to which the foundation reports or with which it is registered (see instructions): <input type="checkbox"/> FL			
b If the answer is "Yes" to line 7, has the foundation furnished a copy of Form 990-PF to the Attorney General (or designate) of each state as required by General Instruction G? <i>If "No," attach explanation.</i>	8b	Yes	
9 Is the foundation claiming status as a private operating foundation within the meaning of section 4942(j)(3) or 4942(j)(5) for calendar year 2013 or the taxable year beginning in 2013 (see instructions for Part XIV)? <i>If "Yes," complete Part XIV</i>	9		No
10 Did any persons become substantial contributors during the tax year? <i>If "Yes," attach a schedule listing their names and addresses.</i>	10		No

Part VII-A

Statements Regarding Activities *(continued)*

11	At any time during the year, did the foundation, directly or indirectly, own a controlled entity within the meaning of section 512(b)(13)? If "Yes," attach schedule (see instructions).	11		No
12	Did the foundation make a distribution to a donor advised fund over which the foundation or a disqualified person had advisory privileges? If "Yes," attach statement (see instructions)	12		No
13	Did the foundation comply with the public inspection requirements for its annual returns and exemption application?	13	Yes	
Website address N/A				
14	The books are in care of GLSC COMPANY Telephone no (305) 373-0123 Located at 6303 BLUE LAGOON DRIVE SUITE 200 MIAMI FL ZIP+4 33126			
15	Section 4947(a)(1) nonexempt charitable trusts filing Form 990-PF in lieu of Form 1041 —Check here and enter the amount of tax-exempt interest received or accrued during the year.	15		
16	At any time during calendar year 2013, did the foundation have an interest in or a signature or other authority over a bank, securities, or other financial account in a foreign country?	16	Yes	No
See instructions for exceptions and filing requirements for Form TD F 90-22.1 If "Yes", enter the name of the foreign country				

Part VII-B

Statements Regarding Activities for Which Form 4720 May Be Required

File Form 4720 if any item is checked in the "Yes" column, unless an exception applies.			Yes	No
1a	During the year did the foundation (either directly or indirectly) (1) Engage in the sale or exchange, or leasing of property with a disqualified person? <input type="checkbox"/> Yes <input checked="" type="checkbox"/> No (2) Borrow money from, lend money to, or otherwise extend credit to (or accept it from) a disqualified person?. <input type="checkbox"/> Yes <input checked="" type="checkbox"/> No (3) Furnish goods, services, or facilities to (or accept them from) a disqualified person? <input type="checkbox"/> Yes <input checked="" type="checkbox"/> No (4) Pay compensation to, or pay or reimburse the expenses of, a disqualified person? <input checked="" type="checkbox"/> Yes <input type="checkbox"/> No (5) Transfer any income or assets to a disqualified person (or make any of either available for the benefit or use of a disqualified person)?. <input type="checkbox"/> Yes <input checked="" type="checkbox"/> No (6) Agree to pay money or property to a government official? (Exception. Check "No" if the foundation agreed to make a grant to or to employ the official for a period after termination of government service, if terminating within 90 days). <input type="checkbox"/> Yes <input checked="" type="checkbox"/> No			
b	If any answer is "Yes" to 1a(1)–(6), did any of the acts fail to qualify under the exceptions described in Regulations section 53.4941(d)-3 or in a current notice regarding disaster assistance (see page 20 of the instructions)?. Organizations relying on a current notice regarding disaster assistance check here.	1b		No
c	Did the foundation engage in a prior year in any of the acts described in 1a, other than excepted acts, that were not corrected before the first day of the tax year beginning in 2013?.	1c		No
2	Taxes on failure to distribute income (section 4942) (does not apply for years the foundation was a private operating foundation defined in section 4942(j)(3) or 4942(j)(5))			
a	At the end of tax year 2013, did the foundation have any undistributed income (lines 6d and 6e, Part XIII) for tax year(s) beginning before 2013?. If "Yes," list the years 20____, 20____, 20____, 20____			
b	Are there any years listed in 2a for which the foundation is not applying the provisions of section 4942(a)(2) (relating to incorrect valuation of assets) to the year's undistributed income? (If applying section 4942(a)(2) to all years listed, answer "No" and attach statement—see instructions).	2b		
c	If the provisions of section 4942(a)(2) are being applied to any of the years listed in 2a, list the years here 20____, 20____, 20____, 20____			
3a	Did the foundation hold more than a 2% direct or indirect interest in any business enterprise at any time during the year?. <input type="checkbox"/> Yes <input checked="" type="checkbox"/> No			
b	If "Yes," did it have excess business holdings in 2013 as a result of (1) any purchase by the foundation or disqualified persons after May 26, 1969, (2) the lapse of the 5-year period (or longer period approved by the Commissioner under section 4943(c)(7)) to dispose of holdings acquired by gift or bequest, or (3) the lapse of the 10-, 15-, or 20-year first phase holding period? (<i>Use Schedule C, Form 4720, to determine if the foundation had excess business holdings in 2013.</i>)	3b		
4a	Did the foundation invest during the year any amount in a manner that would jeopardize its charitable purposes?	4a		No
b	Did the foundation make any investment in a prior year (but after December 31, 1969) that could jeopardize its charitable purpose that had not been removed from jeopardy before the first day of the tax year beginning in 2013?	4b		No

Part VII-B

Statements Regarding Activities for Which Form 4720 May Be Required (continued)

5a

During the year did the foundation pay or incur any amount to

(1) Carry on propaganda, or otherwise attempt to influence legislation (section 4945(e))?

☐ Yes ☒ No

(2) Influence the outcome of any specific public election (see section 4955), or to carry on, directly or indirectly, any voter registration drive?

☐ Yes ☒ No

(3) Provide a grant to an individual for travel, study, or other similar purposes?

☐ Yes ☒ No

(4) Provide a grant to an organization other than a charitable, etc , organization described in section 509(a)(1), (2), or (3), or section 4940(d)(2)? (see instructions).

☐ Yes ☒ No

(5) Provide for any purpose other than religious, charitable, scientific, literary, or educational purposes, or for the prevention of cruelty to children or animals?

☐ Yes ☒ No

b

If any answer is "Yes" to 5a(1)–(5), did **any** of the transactions fail to qualify under the exceptions described in Regulations section 53.4945 or in a current notice regarding disaster assistance (see instructions)?

5b

Organizations relying on a current notice regarding disaster assistance check here.

☒

c

If the answer is "Yes" to question 5a(4), does the foundation claim exemption from the tax because it maintained expenditure responsibility for the grant?

☐ Yes ☐ No

If "Yes," attach the statement required by Regulations section 53.4945–5(d).

6a

Did the foundation, during the year, receive any funds, directly or indirectly, to pay premiums on a personal benefit contract?

☐ Yes ☒ No

b

Did the foundation, during the year, pay premiums, directly or indirectly, on a personal benefit contract?

6b

No

If "Yes" to 6b, file Form 8870.

7a

At any time during the tax year, was the foundation a party to a prohibited tax shelter transaction?

☐ Yes ☒ No

b

If yes, did the foundation receive any proceeds or have any net income attributable to the transaction?

7b

Part VIII

Information About Officers, Directors, Trustees, Foundation Managers, Highly Paid Employees, and Contractors

1

List all officers, directors, trustees, foundation managers and their compensation (see instructions).

(a) Name and address	(b) Title, and average hours per week devoted to position	(c) Compensation (If not paid, enter -0-)	(d) Contributions to employee benefit plans and deferred compensation	(e) Expense account, other allowances
See Additional Data Table				

2

Compensation of five highest-paid employees (other than those included on line 1—see instructions). If none, enter "NONE."

(a) Name and address of each employee paid more than \$50,000	(b) Title, and average hours per week devoted to position	(c) Compensation	(d) Contributions to employee benefit plans and deferred compensation	(e) Expense account, other allowances
NONE				

Total number of other employees paid over \$50,000.

0

Form 990-PF (2013)

Part VIII

Information About Officers, Directors, Trustees, Foundation Managers, Highly Paid Employees, and Contractors (continued)

3 Five highest-paid independent contractors for professional services (see instructions). If none, enter "NONE".		
(a) Name and address of each person paid more than \$50,000	(b) Type of service	(c) Compensation
GAMCO INVESTORS INC	INVESTMENT ADVISOR	282,235
655 THIRD AVENUE NEW YORK, NY 10017		
AKERMAN SENTERFITT	ATTORNEYS	257,966
ONE SE THIRD AVENUE 28TH FLOOR MIAMI, FL 33131		
MARATHON-LONDON INTERNATIONAL INVESTMENT TRUST	INVESTMENT ADVISOR	203,839
801 S CANAL ST CHICAGO, IL 60607		
SILCHESTER INTERNATIONAL	INVESTMENT ADVISOR	201,548
780 THIRD AVENUE 42ND FLOOR NEW YORK, NY 10017		
THE NORTHERN TRUST COMPANY	INVESTMENT ADVISOR	194,768
PO BOX 803878 CHICAGO, IL 60680		
Total number of others receiving over \$50,000 for professional services.		6

Part IX-A

Summary of Direct Charitable Activities

List the foundation's four largest direct charitable activities during the tax year. Include relevant statistical information such as the number of organizations and other beneficiaries served, conferences convened, research papers produced, etc	Expenses
1 UNDER THE WILL OF THE LATE COLONEL WOLFSON THE FOUNDATION IS REQUIRED TO MAKE CONTRIBUTIONS TO THE MIAMI DADE COLLEGE	8,131,000
2 UNDER THE WILL OF THE LATE COLONEL WOLFSON THE FOUNDATION IS REQUIRED TO MAKE CONTRIBUTIONS TO THE UNIVERSITY OF MIAMI SCHOOL OF MEDICINE	1,000,342
3 UNDER THE WILL OF THE LATE COLONEL WOLFSON THE FOUNDATION IS REQUIRED TO MAKE CONTRIBUTIONS TO THE MIAMI JEWISH HOME AND HOSPITAL FOR AGED	500,000
4 UNDER THE WILL OF THE LATE COLONEL WOLFSON THE FOUNDATION IS REQUIRED TO MAKE CONTRIBUTIONS TO THE MT SINAI HOSPITAL OF GREATER MIAMI	100,000

Part IX-B

Summary of Program-Related Investments (see instructions)

Describe the two largest program-related investments made by the foundation during the tax year on lines 1 and 2	Amount
1	
2	
All other program-related investments See page 24 of the instructions	
3	
Total. Add lines 1 through 3	0

Part X

Minimum Investment Return (All domestic foundations must complete this part. Foreign foundations, see instructions.)

1	Fair market value of assets not used (or held for use) directly in carrying out charitable, etc , purposes		
a	Average monthly fair market value of securities.	1a	232,956,690
b	Average of monthly cash balances.	1b	2,628,779
c	Fair market value of all other assets (see instructions).	1c	0
d	Total (add lines 1a, b, and c).	1d	235,585,469
e	Reduction claimed for blockage or other factors reported on lines 1a and 1c (attach detailed explanation).	1e	0
2	Acquisition indebtedness applicable to line 1 assets.	2	4,921,261
3	Subtract line 2 from line 1d.	3	230,664,208
4	Cash deemed held for charitable activities Enter 1 1/2% of line 3 (for greater amount, see instructions).	4	3,459,963
5	Net value of noncharitable-use assets. Subtract line 4 from line 3 Enter here and on Part V, line 4	5	227,204,245
6	Minimum investment return. Enter 5% of line 5.	6	11,360,212

Part XI

Distributable Amount (see instructions) (Section 4942(j)(3) and (j)(5) private operating foundations and certain foreign organizations check here ☐ and do not complete this part.)

1	Minimum investment return from Part X, line 6.	1	11,360,212
2a	Tax on investment income for 2013 from Part VI, line 5.	2a	96,849
b	Income tax for 2013 (This does not include the tax from Part VI).	2b	
c	Add lines 2a and 2b.	2c	96,849
3	Distributable amount before adjustments Subtract line 2c from line 1.	3	11,263,363
4	Recoveries of amounts treated as qualifying distributions.	4	0
5	Add lines 3 and 4.	5	11,263,363
6	Deduction from distributable amount (see instructions).	6	0
7	Distributable amount as adjusted Subtract line 6 from line 5 Enter here and on Part XIII, line 1.	7	11,263,363

Part XII

Qualifying Distributions (see instructions)

1	Amounts paid (including administrative expenses) to accomplish charitable, etc , purposes		
a	Expenses, contributions, gifts, etc —total from Part I, column (d), line 26.	1a	10,564,658
b	Program-related investments—total from Part IX-B.	1b	0
2	Amounts paid to acquire assets used (or held for use) directly in carrying out charitable, etc , purposes.	2	
3	Amounts set aside for specific charitable projects that satisfy the		
a	Suitability test (prior IRS approval required).	3a	
b	Cash distribution test (attach the required schedule).	3b	
4	Qualifying distributions. Add lines 1a through 3b Enter here and on Part V, line 8, and Part XIII, line 4	4	10,564,658
5	Foundations that qualify under section 4940(e) for the reduced rate of tax on net investment income Enter 1% of Part I, line 27b (see instructions).	5	96,849
6	Adjusted qualifying distributions. Subtract line 5 from line 4.	6	10,467,809
Note: The amount on line 6 will be used in Part V, column (b), in subsequent years when calculating whether the foundation qualifies for the section 4940(e) reduction of tax in those years			

Part XIII

Undistributed Income (see instructions)

	(a) Corpus	(b) Years prior to 2012	(c) 2012	(d) 2013
1 Distributable amount for 2013 from Part XI, line 7				11,263,363
2 Undistributed income, if any, as of the end of 2013				
a Enter amount for 2012 only.			9,427,156	
b Total for prior years 20____, 20____, 20____		0		
3 Excess distributions carryover, if any, to 2013				
a From 2008.				
b From 2009.				
c From 2010.				
d From 2011.				
e From 2012.				
f Total of lines 3a through e.	0			
4 Qualifying distributions for 2013 from Part XII, line 4 ▶ \$ 10,564,658				
a Applied to 2012, but not more than line 2a			9,427,156	
b Applied to undistributed income of prior years (Election required—see instructions).		0		
c Treated as distributions out of corpus (Election required—see instructions).	0			
d Applied to 2013 distributable amount.				1,137,502
e Remaining amount distributed out of corpus	0			
5 Excess distributions carryover applied to 2013 (If an amount appears in column (d), the same amount must be shown in column (a).)	0			0
6 Enter the net total of each column as indicated below:				
a Corpus Add lines 3f, 4c, and 4e Subtract line 5	0			
b Prior years' undistributed income Subtract line 4b from line 2b.		0		
c Enter the amount of prior years' undistributed income for which a notice of deficiency has been issued, or on which the section 4942(a) tax has been previously assessed.		0		
d Subtract line 6c from line 6b Taxable amount—see instructions		0		
e Undistributed income for 2012 Subtract line 4a from line 2a Taxable amount—see instructions			0	
f Undistributed income for 2013 Subtract lines 4d and 5 from line 1 This amount must be distributed in 2014				10,125,861
7 Amounts treated as distributions out of corpus to satisfy requirements imposed by section 170(b)(1)(F) or 4942(g)(3) (see instructions).	0			
8 Excess distributions carryover from 2008 not applied on line 5 or line 7 (see instructions). . . .	0			
9 Excess distributions carryover to 2014. Subtract lines 7 and 8 from line 6a	0			
10 Analysis of line 9				
a Excess from 2009. . . .				
b Excess from 2010. . . .				
c Excess from 2011. . . .				
d Excess from 2012. . . .				
e Excess from 2013. . . .				

Part XIVPrivate Operating Foundations (see instructions and Part VII-A, question 9)

1a

If the foundation has received a ruling or determination letter that it is a private operating foundation, and the ruling is effective for 2013, enter the date of the ruling.

b

Check box to indicate whether the organization is a private operating foundation described in section 4942(j)(3) or 4942(j)(5)

☐ 4942(j)(3) or ☐ 4942(j)(5)

2a	Enter the lesser of the adjusted net income from Part I or the minimum investment return from Part X for each year listed	Tax year	Prior 3 years			(e) Total
		(a) 2013	(b) 2012	(c) 2011	(d) 2010	
b	85% of line 2a					
c	Qualifying distributions from Part XII, line 4 for each year listed					
d	Amounts included in line 2c not used directly for active conduct of exempt activities					
e	Qualifying distributions made directly for active conduct of exempt activities. Subtract line 2d from line 2c					
3	Complete 3a, b, or c for the alternative test relied upon					
a	"Assets" alternative test—enter					
	(1) Value of all assets					
	(2) Value of assets qualifying under section 4942(j)(3)(B)(i)					
b	"Endowment" alternative test— enter 2/3 of minimum investment return shown in Part X, line 6 for each year listed.					
c	"Support" alternative test—enter					
	(1) Total support other than gross investment income (interest, dividends, rents, payments on securities loans (section 512(a)(5)), or royalties)					
	(2) Support from general public and 5 or more exempt organizations as provided in section 4942(j)(3)(B)(iii).					
	(3) Largest amount of support from an exempt organization					
	(4) Gross investment income					

Part XVSupplementary Information (Complete this part only if the organization had \$5,000 or more in assets at any time during the year—see instructions.)

1

Information Regarding Foundation Managers:

a

List any managers of the foundation who have contributed more than 2% of the total contributions received by the foundation before the close of any tax year (but only if they have contributed more than \$5,000) (See section 507(d)(2))

b

List any managers of the foundation who own 10% or more of the stock of a corporation (or an equally large portion of the ownership of a partnership or other entity) of which the foundation has a 10% or greater interest

2

Information Regarding Contribution, Grant, Gift, Loan, Scholarship, etc., Programs:

Check here ☒ if the foundation only makes contributions to preselected charitable organizations and does not accept unsolicited requests for funds. If the foundation makes gifts, grants, etc. (see instructions) to individuals or organizations under other conditions, complete items 2a, b, c, and d.

a

The name, address, and telephone number of the person to whom applications should be addressed

b

The form in which applications should be submitted and information and materials they should include

c

Any submission deadlines

d

Any restrictions or limitations on awards, such as by geographical areas, charitable fields, kinds of institutions, or other factors

Form 990-PF (2013)

Part XV

Supplementary Information (continued)

3 Grants and Contributions Paid During the Year or Approved for Future Payment

Recipient	If recipient is an individual, show any relationship to any foundation manager or substantial contributor	Foundation status of recipient	Purpose of grant or contribution	Amount
Name and address (home or business)				
a Paid during the year See Additional Data Table				
Total			3a	10,039,034
b Approved for future payment				
Total			3b	0

Enter gross amounts unless otherwise indicated

Part XVI-B Relationship of Activities to the Accomplishment of Exempt Purposes

Form **990-PF** (2013)

Form 990PF Part IV - Capital Gains and Losses for Tax on Investment Income - Columns a - d

(a) List and describe the kind(s) of property sold (e g , real estate, 2-story brick warehouse, or common stock, 200 shs MLC Co)	(b) How acquired P—Purchase D—Donation	(c) Date acquired (mo , day, yr)	(d) Date sold (mo , day, yr)
ADDISON CLARK	P	2013-01-01	2013-12-31
ADDISON CLARK	P	2012-12-30	2013-12-31
CARVAL	P	2013-01-01	2013-12-31
CARVAL	P	2012-12-30	2013-12-31
CHAMPLAIN	P	2013-01-01	2013-12-31
CHAMPLAIN	P	2012-12-30	2013-12-31
DENHAM COMMODITY	P	2013-01-01	2013-12-31
DENHAM COMMODITY	P	2012-12-30	2013-12-31
FORESTER PARTNERS	P	2013-01-01	2013-12-31
FORESTER PARTNERS	P	2012-12-30	2013-12-31
GENERATION IM GLOBAL	P	2013-01-01	2013-12-31
GENERATION IM GLOBAL	P	2012-12-30	2013-12-31
JP MORGAN	P	2012-12-30	2013-12-31
LANSDOWNE DEVELOPED MARKET FUND	P	2013-01-01	2013-12-31
LANSDOWNE DEVELOPED MARKET FUND	P	2012-12-30	2013-12-31
MARATHON-LONDON	P	2013-01-01	2013-12-31
MARATHON-LONDON	P	2012-12-30	2013-12-31
NEUBERGER BERMAN	P	2013-01-01	2013-12-31
NEUBERGER BERMAN	P	2012-12-30	2013-12-31
QUINTANA ENERGY	P	2012-12-30	2013-12-31
ENERGY TRANSFER EQUITY LP	P	2012-03-26	2013-03-25
NT GAMCO	P	2012-12-30	2013-12-31
NT EAGLE CAPITAL	P	2012-12-30	2013-12-31
NORTHERN TRUST - SEE ATTACHED	P	2013-01-01	2013-12-31
NORTHERN TRUST - SEE ATTACHED	P	2012-12-30	2013-12-31
NORTHERN TRUST - CAPITAL GAIN DIVIDENDS	P	2012-12-30	2013-12-31
PIMCO	P	2012-12-30	2013-12-31
RAM REALTY	P	2012-12-30	2013-12-31
1000 UNITS OF E T E , LP	P	2012-03-26	2013-03-25
500 UNITS OF E T E , LP	P	2012-03-26	2013-06-14

Form 990PF Part IV - Capital Gains and Losses for Tax on Investment Income - Columns a - d

(a) List and describe the kind(s) of property sold (e g , real estate, 2-story brick warehouse, or common stock, 200 shs MLC Co)	(b) How acquired P—Purchase D—Donation	(c) Date acquired (mo , day, yr)	(d) Date sold (mo , day, yr)
100 UNITS OF LAZARD LTD	P	2008-05-08	2013-06-13
SANDLER CAPITAL PARTNERS V	P	2013-01-01	2013-12-31
SANDLER CAPITAL PARTNERS V	P	2012-12-30	2013-12-31
SANDLER TECH PARTNERS	P	2012-12-30	2013-12-31
SCHRODER COMMODITY	P	2013-01-01	2013-12-31
SCHRODER COMMODITY	P	2012-12-30	2013-12-31
SILCHESTER INTERNATIONAL	P	2013-01-01	2013-12-31
SILCHESTER INTERNATIONAL	P	2012-12-30	2013-12-31
SWALLOW HOPKINS	P	2012-12-30	2013-12-31
TIFF PRIVATE	P	2013-01-01	2013-12-31
TIFF PRIVATE	P	2012-12-30	2013-12-31
TIFF SECONDARY	P	2013-01-01	2013-12-31
TIFF SECONDARY	P	2012-12-30	2013-12-31
WP XI PARTNERS	P	2012-12-30	2013-12-31
FORESTER PARTNERS-SECTION 1256	P	2013-01-01	2013-12-31
FORESTER PARTNERS-SECTION 1256	P	2012-12-30	2013-12-31
MASON CAPITAL-SECTION 1256	P	2013-01-01	2013-12-31
MASON CAPITAL-SECTION 1256	P	2012-12-30	2013-12-31
NEUBERGER BERMAN- SECTION 1256	P	2013-01-01	2013-12-31
NEUBERGER BERMAN- SECTION 1256	P	2012-12-30	2013-12-31
SCHRODER COMMODITY-SECTION 1256	P	2013-01-01	2013-12-31
SCHRODER COMMODITY-SECTION 1256	P	2012-12-30	2013-12-31

Form 990PF Part IV - Capital Gains and Losses for Tax on Investment Income - Columns e - h

(e) Gross sales price	(f) Depreciation allowed (or allowable)	(g) Cost or other basis plus expense of sale	(h) Gain or (loss) (e) plus (f) minus (g)
			-807,620
			941,075
			33,585
			16,518
			354,093
			975,680
			-57
			-303,546
			-74,397
			133,730
			38,873
			271,915
			-3,111
			27,037
			20,057
			107,328
			510,518
			1,277
			763,505
			44,823
			53,354
			289,945
			1,075,102
			82,252
			3,631,592
			6,036
			40,643
			-40,769
			48,437
			16,872

Form 990PF Part IV - Capital Gains and Losses for Tax on Investment Income - Columns e - h

(e) Gross sales price	(f) Depreciation allowed (or allowable)	(g) Cost or other basis plus expense of sale	(h) Gain or (loss) (e) plus (f) minus (g)
			-294
			-20,884
			-489,472
			-50,480
			-76,063
			94
			93,946
			1,101,957
			219,927
			5,234
			126,358
			421
			194,937
			-138
			-12,553
			-18,829
			-3,243
			-4,865
			29
			43
			-33,196
			-49,793

Form 990PF Part IV - Capital Gains and Losses for Tax on Investment Income - Columns i - l

Complete only for assets showing gain in column (h) and owned by the foundation on 12/31/69			(l) Gains (Col (h) gain minus col (k), but not less than -0-) or Losses (from col (h))
(i) F M V as of 12/31/69	(j) Adjusted basis as of 12/31/69	(k) Excess of col (i) over col (j), if any	
			-807,620
			941,075
			33,585
			16,518
			354,093
			975,680
			-57
			-303,546
			-74,397
			133,730
			38,873
			271,915
			-3,111
			27,037
			20,057
			107,328
			510,518
			1,277
			763,505
			44,823
			53,354
			289,945
			1,075,102
			82,252
			3,631,592
			6,036
			40,643
			-40,769
			48,437
			16,872


Form 990PF Part IV - Capital Gains and Losses for Tax on Investment Income - Columns i - l

Complete only for assets showing gain in column (h) and owned by the foundation on 12/31/69			(l) Gains (Col (h) gain minus col (k), but not less than -0-) or Losses (from col (h))
(i) F M V as of 12/31/69	(j) Adjusted basis as of 12/31/69	(k) Excess of col (i) over col (j), if any	
			-294
			-20,884
			-489,472
			-50,480
			-76,063
			94
			93,946
			1,101,957
			219,927
			5,234
			126,358
			421
			194,937
			-138
			-12,553
			-18,829
			-3,243
			-4,865
			29
			43
			-33,196
			-49,793


Form 990PF Part VIII Line 1 - List all officers, directors, trustees, foundation managers and their compensation

(a) Name and address	(b) Title, and average hours per week devoted to position	(c) Compensation (If not paid, enter -0-)	(d) Contributions to employee benefit plans and deferred compensation	(e) Expense account, other allowances
ARTHUR HERTZ	TRUSTEE 20 00	125,000	0	0
3195 PONCE DE LEON BLVD CORAL GABLES, FL 33134				
LOUIS WOLFSON III	TRUSTEE 20 00	110,000	0	0
ONE SOUTHEAST THIRD AVENUE 28TH FLOOR MIAMI, FL 33131				
MITCHELL WOLFSON JR	TRUSTEE 15 00	105,000	0	0
ONE SOUTHEAST THIRD AVENUE 28TH FLOOR MIAMI, FL 33131				
JERI LOUISE WAXENBERG WOLFSON	TRUSTEE 15 00	105,000	0	0
ONE SOUTHEAST THIRD AVENUE 28TH FLOOR MIAMI, FL 33131				
JOSEPH T NATOLI	TRUSTEE 15 00	105,000	0	0
60 EDGEWATER DRIVE APT 9G CORAL GABLES, FL 33133				


Form 990PF Part XV Line 3 - Grants and Contributions Paid During the Year or Approved for Future Payment

Recipient	If recipient is an individual, show any relationship to any foundation manager or substantial contributor	Foundation status of recipient	Purpose of grant or contribution	Amount
Name and address (home or business)				
a Paid during the year				
AUDUBON HOUSE 205 WHITEHEAD STREET KEY WEST,FL 33040		EDUCATIONAL ORGANIZA	TO PROMOTE KEY WEST'S HERITAGE	5,000
BASCOM PALMER 900 NW 17TH STREET MIAMI,FL 33136		MEDICAL ORGANIZATION	TO FUND HOSPITAL OPERATIONS	14,000
CAMILLUS HOUSE 1603 NW 7 AVENUE MIAMI,FL 33136		CHARITY	TO PROVIDE SELF-ENRICHMENT TO THE POOR AND HOMELESS AS A CONTINUUM OF CARE	7,500
CHANNEL 2 PO BOX 610002 MIAMI,FL 33261		EDUCATIONAL ORGANIZA	TO FUND PUBLIC TELEVISION	16,000
CHILDREN'S BEREVEMENT CENTER 7600 SOUTH RED ROAD SOUTH MIAMI,FL 33143		CHARITY	TO RESTORE A SENSE OF HOPE FOR THE FUTURE OF CHILDREN	2,000
CORAL GABLES MUSEUM 285 ARAGON AVENUE CORAL GABLES,FL 33134		EDUCATIONAL ORGANIZA	TO PROMOTE THE ARTS	10,000
DOLPHINS CYCLING CHALLENGE 347 DON CHULA DRIVE MIAMI GARDENS,FL 33056		CHARITY	TO RAISE FUNDS FOR LIFESAVING CANCER RESEARCH AT THE SYLVESTER COMPREHENSIVE CANCER CENTER	11,000
FEED MY STARVING CHILDREN PO BOX 300093 OKALHOMA CITY,OK 73140		CHARITY	TO SUPPORT HEALTH, NUTRITION, AND EDUCATION	20,000
FLORIDA HOUSE WASHINGTON DC 1 2ND STREET NORTHEAST WASHINGTON,DC 20002	DESIGNATED ORGANIZATION	CHARITY	TO PROVIDE CULTURAL, SOCIAL, EDUCATIONAL AND ECONOMI	20,000
FUNDING ARTS NETWORK 3525 BAYSHORE VILLAS DRIVE MIAMI,FL 33133		CHARITY	TO SUPPORT THE VISUAL AND PERFORMING ARTS PROGRAMS O	1,000
LEADERSHIP LEARNING CENTER 1366 NW 1ST STREET MIAMI,FL 33125		EDUCATIONAL ORGANIZA	TO PROVIDE ALL PEOPLE IN NEED WITH COMMUNITY RESOURCES, COUNSELING, AND TO EMPOWER INDIVIDUALS	3,000
MIAMI DADE COLLEGE 300 NE 2ND AVENUE MIAMI,FL 331322204	DESIGNATED ORGANIZATION	EDUCATIONAL ORGANIZA	IMPROVE HIGHER EDUCATION IN SOUTH FLORIDA	8,131,000
MIAMI JEWISH HOME & HOSPITAL FOR THE AGED 5200 NE 2ND AVENUE MIAMI,FL 33137	DESIGNATED ORGANIZATION	MEDICAL ORGANIZATION	TO PROVIDE HEALTH CARE FOR THE ELDERLY IN SOUTH FLOR	500,000
MIAMI-DADE FOUNDATION 200 SOUTH BISCAYNE BLVD SUITE 505 MIAMI,FL 33131	DESIGNATED ORGANIZATION	CHARITY	TO PROMOTE CHARITABLE GIVING IN SOUTH FLORIDA	56,000
MOUNT SINAI HOSPITAL 4302 ALTON ROAD MIAMI BEACH,FL 33140	DESIGNATED ORGANIZATION	MEDICAL ORGANIZATION	TO IMPROVE MEDICAL CARE	100,000
Total  3a				10,039,034

Form 990PF Part XV Line 3 - Grants and Contributions Paid During the Year or Approved for Future Payment

Recipient	If recipient is an individual, show any relationship to any foundation manager or substantial contributor	Foundation status of recipient	Purpose of grant or contribution	Amount
Name and address (home or business)				
a <i>Paid during the year</i>				
SMALL FOUNDATIONS 1720 N STREET NW WASHINGTON,DC 20036		CHARITY	TO PROVIDE ESSENTIAL FINANCIAL SUPPORT IN LOCAL COMMUNITIES AROUND THE WORLD	725
SOUTH FL AEROSPACE 13450 LAKE FRETWELL STREET JACKSONVILLE,FL 32221		EDUCATIONAL ORGANIZA	PROMOTE AVIATION	2,500
ST LUKE'S 7707 NW 2ND AVENUE MIAMI,FL 33130		CHARITY	RECOVERY CENTER	3,000
SUN VALLEY CENTER FOR THE ARTS 191 5TH STREET EAST KETCHUM,ID 83340		EDUCATIONAL ORGANIZA	TO PROMOTE THE ARTS	14,000
THE EDUCATION FUND 900 NE 125TH STREET SUITE 110 NORTH MIAMI,FL 33161		EDUCATIONAL ORGANIZA	TO PROMOTE EDUCATION	5,000
THE WOLFSONIAN - FIU 1001 WASHINGTON AVENUE MIAMI BEACH,FL 33139		EDUCATIONAL ORGANIZA	TO PROMOTE MUSEUM OPERATIONS AND EXHIBITIONS	45,000
UNIVERSITY OF MIAMI SCHOOL OF MEDICINE 1475 NW 12 AVENUE MIAMI,FL 33136	DESIGNATED ORGANIZATION	MEDICAL ORGANIZATION	TO FUND MEDICAL EDUCATION IN SOUTH FLORIDA	1,000,342
GOOD GOVERNMENT INIATIVE 1320 SOUTH DIXIE HIGHWAY SUITE 911 MIAMI,FL 33146		EDUCATIONAL ORGANIZA	TO CULTIVATE LEADERS OF EXCELLENCE IN SOUTH FLORIDA THROUGH THE DEVELOPMENT AND TRAINING OF ELECTED OFFICIALS, AS WELL AS THOSE ASPIRING TO RUN FOR OFFICE, AND TO ENGAGE THE COMMUNITY IN ITS GOVERNANCE THROUGH OUTREACH AND EDUCATION	5,000
HIGHER GROUND SUN VALLEY 160 7TH STREET W KETCHUM,ID 83340		CHARITY	TO ACHIEVE NEW HEIGHTS THROUGH ADAPTATIVE SPORTS	2,000
CHABAD OF KEY BISCAIYNE 211 GREENWOOD DRIVE KEY BISCAIYNE,FL 33149		EDUCATIONAL ORGANIZA	TO PROVIDE SYNAGOGUE SERVICES, SPIRITUAL GUIDANCE, COMMUNITY OUTREACH AND EDUCATION TO INSPIRE ALL JEWS TO DISCOVER THEIR COMMON BOND OF JEWISH FAITH AND OBSERVANCE	8,500
AMARANTHINE MUSEUM 2010 CLIPPER PARK RD BALTIMORE,MD 21211		EDUCATIONAL ORGANIZA	TO PROMOTE THE ARTS	5,000
ARTIS NAPLES 5833 PELICAN BAY BOULEVARD NAPLES,FL 34108		EDUCATIONAL ORGANIZA	TO PROMOTE THE ARTS	1,600
THE BARTON G KIDS HEAR NOW FOUNDATION 5061 BISCAIYNE BOULEVARD MIAMI,FL 33137		EDUCATIONAL ORGANIZA	TO ASSIST HEARING-CHALLENGED CHILDREN AND THEIR FAMILIES SUCCESSFULLY TRANSITION FROM A SILENT WORD OF SOUND AND A LIFE WITH THE USE OF COCHLEAR IMPLANT TECHNOLOGY	5,000
CANCER SUPPORT COMMUNITY OF GREATER MIAMI 8609 SOUTH DIXIE HIGHWAY MIAMI,FL 33143		EDUCATIONAL ORGANIZA	TO ENSURE THAT ALL PEOPLE IMPACTED BY CANCER ARE EMPOWERED BY KNOWLEDGE, STRENGTHENED BY ACTION, AND SUSTAINED BY COMMUNITY	8,753
CHILDREN'S BURN FOUNDATION PO BOX 678369 ORLANDO,FL 32867		MEDICAL ORGANIZATION	TO ADDRESS THE NEEDS OF CHILDREN WHO HAVE SUFFERED SEVERE BURN INJURIES	5,000
Total  3a				10,039,034

Form 990PF Part XV Line 3 - Grants and Contributions Paid During the Year or Approved for Future Payment

Recipient	If recipient is an individual, show any relationship to any foundation manager or substantial contributor	Foundation status of recipient	Purpose of grant or contribution	Amount
Name and address (home or business)				
a <i>Paid during the year</i>				
COMMUNITIES IN SCHOOLS 11965 SW 142ND TERRACE 102 MIAMI,FL 33186		EDUCATIONAL ORGANIZA	TO SURROUND STUDENTS WITH A COMMUNITY OF SUPPORT, EMPOWERING THEM TO STAY IN SCHOOL AND ACHIEVE IN LIFE	2,500
DADE COUNTY PBA LOVE FUND 10680 PBA MEMORIAL BOULEVARD MIAMI,FL 33172		EDUCATIONAL ORGANIZA	TO PROTECT THE RIGHTS OF LAW ENFORCEMENT PERSONNEL AND PROMOTE PROFESSIONALISM	1,000
HEALTH FOUNDATION OF SOUTH FLORIDA 2 SOUTH BISCAYNE BOULEVARD SUITE 1710 MIAMI,FL 33131		MEDICAL ORGANIZATION	TO IMPROVE THE HEALTH OF PEOPLE IN BROWARD, MIAMI-DADE AND MONROE COUNTIES	5,000
HISPANIC UNITY OF FLORIDA 5840 JOHNSON STREET HOLLYWOOD,FL 33021		CHARITY	EMPOWERING HISPANICS AND OTHER MEMBERS OF THE COMMUNITY TO BECOME SELF-SUFFICIENT, CIVICALLY ENGAGED AND TO LEAD PRODUCTIVE LIVES	2,500
HONOR FLIGHT INC PO BOX 16821 PLANTATION,FL 33318		NON PROFIT CHARITY	TRANSPORT AMERICA'S VETERANS TO WASHINGTON, D C TO VISIT THOSE MEMORIALS DEDICATED TO HONOR THEIR SERVICE AND SACRIFICES	500
LITTLE HAITI OPTIMISTIC CLUB 1835 NE MIAMI GARDENS DR 112 NORTH MIAMI BEACH,FL 33179		NON PROFIT CHARITY	TO MAKE A DIFFERENCE IN THE LIVES OF YOUTH BY PROVIDING EDUCATION, MENTORSHIP, ATHLETICS, ARTS AND CULTURAL PROGRAMMING	500
THE MIAMI CENTER FOR ARCHITECTURE AND DESIGN 100 NE 1ST AVE MIAMI,FL 33132		EDUCATIONAL ORGANIZA	THE MIAMI CENTER FOR ARCHITECTURE & DESIGN IS THE PLACE FOR EVERYONE INTERESTED IN DESIGN AND THE BUILT ENVIRONMENT, WITH COMMUNITY MEETING SPACE AND EDUCATIONAL PROGRAMS TO ENHANCE PUBLIC APPRECIATION FOR ARCHITECTURE AND DESIGN	3,000
MUSEUM OF MODERN ART 11 WEST 53RD STREET NEWYORK,NY 10019		EDUCATIONAL ORGANIZA	TO PROMOTE THE ARTS	7,500
NAT MOORE FOUNDATION 16911 NE 6TH AVENUE NORTH MIAMI BEACH,FL 33162		NON PROFIT CHARITY	TO PROVIDE EDUCATIONAL, CULTURAL AND RECREATIONAL ACTIVITIES TO DISADVANTAGED CHILDREN AND YOUTH, AGES 5 TO 18, OF SOUTH FLORIDA	6,000
WESTERN WATERSHED PROJECT PO BOX 2364 RESEDA,CA 91337		NON PROFIT ENVIRONME	TO PROTECT AND RESTORE WESTERN WATERSHEDS AND WILDLIFE THROUGH EDUCATION, PUBLIC POLICY INITIATIVES AND LEGAL ADVOCACY	1,314
WOOD RIVER FIRE FIGHTER ASSOCIATION 117 EAST WALNUT STREET HAILEY,ID 83333		NON PROFIT CHARITY	TO PROVIDE ASSISTANCE, IN TIMES OF NEED, TO THOSE AFFECTED BY TRAGEDY	1,300
Total  3a				10,039,034

TY 2013 Accounting Fees Schedule**Name:** MITCHELL WOLFSON SR FOUNDATION

C/O AKERMAN SENTERFITT

EIN: 59-2390240

Category	Amount	Net Investment Income	Adjusted Net Income	Disbursements for Charitable Purposes
ACCOUNTING FEES	101,868	67,912		33,956

**TY 2013 Investments Corporate
Stock Schedule**

Name: MITCHELL WOLFSON SR FOUNDATION
C/O AKERMAN SENTERFITT

EIN: 59-2390240

Name of Stock	End of Year Book Value	End of Year Fair Market Value
INVESTMENT IN SECURITIES	55,311,369	107,478,555

TY 2013 Investments - Other Schedule

Name: MITCHELL WOLFSON SR FOUNDATION

C/O AKERMAN SENTERFITT

EIN: 59-2390240

Category / Item	Listed at Cost or FMV	Book Value	End of Year Fair Market Value
INVESTMENT IN PARTNERSHIPS	FMV	134,620,018	135,006,069

TY 2013 Legal Fees Schedule**Name:** MITCHELL WOLFSON SR FOUNDATION

C/O AKERMAN SENTERFITT

EIN: 59-2390240

Category	Amount	Net Investment Income	Adjusted Net Income	Disbursements for Charitable Purposes
LEGAL FEES	257,966	171,977		85,989

TY 2013 Other Decreases Schedule**Name:** MITCHELL WOLFSON SR FOUNDATION

C/O AKERMAN SENTERFITT

EIN: 59-2390240

Description	Amount
NON-DEDUCTIBLE EXPENSES FROM PARTNERSHIPS	861,387
PENALTIES	126
INCOME TAXES ON FORM 990T	5,563

TY 2013 Other Expenses Schedule

Name: MITCHELL WOLFSON SR FOUNDATION
C/O AKERMAN SENTERFITT
EIN: 59-2390240

Description	Revenue and Expenses per Books	Net Investment Income	Adjusted Net Income	Disbursements for Charitable Purposes
INSURANCE	2,123	1,415		708

TY 2013 Other Income Schedule

Name: MITCHELL WOLFSON SR FOUNDATION

C/O AKERMAN SENTERFITT

EIN: 59-2390240

Description	Revenue And Expenses Per Books	Net Investment Income	Adjusted Net Income
INCOME 990-T	223,151		223,151
OTHER INCOME	2,303,159		2,303,159

TY 2013 Other Increases Schedule

Name: MITCHELL WOLFSON SR FOUNDATION

C/O AKERMAN SENTERFITT

EIN: 59-2390240

Description	Amount
MARK TO MARKET ADJUSTMENT FOR BALANCE SHEET PURPOSES (NO TAX EFFECT)	17,551,442

TY 2013 Other Liabilities Schedule

Name: MITCHELL WOLFSON SR FOUNDATION

C/O AKERMAN SENTERFITT

EIN: 59-2390240

Description	Beginning of Year - Book Value	End of Year - Book Value
LINE OF CREDIT - NORTHERN TRUST BANK	4,921,260	4,921,260
DUE TO NORTHERN TRUST	0	5,990

TY 2013 Other Professional Fees Schedule**Name:** MITCHELL WOLFSON SR FOUNDATION

C/O AKERMAN SENTERFITT

EIN: 59-2390240

Category	Amount	Net Investment Income	Adjusted Net Income	Disbursements for Charitable Purposes
INVESTMENT AND CUSTODY FEES	2,587,856	2,458,464		129,392

TY 2013 Taxes Schedule**Name:** MITCHELL WOLFSON SR FOUNDATION

C/O AKERMAN SENTERFITT

EIN: 59-2390240

Category	Amount	Net Investment Income	Adjusted Net Income	Disbursements for Charitable Purposes
FOREIGN TAXES PAID	179,230	179,230		0
EXCISE TAXES	96,849	0		0

WOLFSON FOUNDATION CLEARING ACCOUNT 26-25314
Schedule D Detail of Short-term Capital Gains and Losses

Description	Date Acquired	Date Sold	Gross Sales Price	Cost or Other Basis	Short-term Gain/Loss
10000. MAP PHARMACEUTICALS INC COM STK	01/23/2013	03/01/2013	250,000.00	247,717.00	2,283.00
4000. PLAINS EXPLORATION & PRODUCTION CO COM	12/06/2012	05/31/2013	184,039.19	174,012.00	10,027.19
6000. H J HEINZ CO	03/25/2013	06/10/2013	435,000.00	432,294.00	2,706.00
800. ATMEL CORP	06/11/2013	06/13/2013	6,080.29	6,370.48	-290.19
600. CAE INC COM NPV	05/08/2013	06/13/2013	6,210.49	6,576.96	-366.47
300. CABLEVISION SYSTEMS INC	09/07/2012	06/13/2013	4,184.93	4,702.62	-517.69
100. ADR CHICAGO BRDG & IRON CO N V N Y REGISTRY SH NV	02/13/2013	06/13/2013	5,809.90	5,257.00	552.90
200. LEVEL 3 COMMUNICATIONS INC COM NEW	11/13/2012	06/13/2013	4,253.93	3,848.18	405.75
300. MCDERMOTT INTERNATIONAL	01/22/2013	06/13/2013	2,643.10	3,763.59	-1,120.49
500. NEWMONT MINING CORP	08/21/2012	06/13/2013	16,434.71	24,416.65	-7,981.94
100. SOTHEBYS HOLDINGS INC CL A	03/26/2013	06/13/2013	3,751.03	3,718.91	32.12
400. STILLWATER MNG CO	03/26/2013	06/13/2013	4,772.08	5,108.68	-336.60
200. TELEPHONE & DATA SYS INC COM STK	11/02/2012	06/13/2013	4,678.02	5,079.08	-401.06
200. VIVUS INC	02/05/2013	06/13/2013	2,848.15	2,563.52	284.63
600. ORIENT-EXPRESS HOTELS COM	12/04/2012	06/13/2013	6,954.48	7,314.78	-360.30
400. FOSTER WHEELER LTD (BM) COM STK	11/13/2012	06/13/2013	9,272.44	9,089.68	182.76
300. ROYAL CARIBBEAN CRUISES	03/28/2013	06/13/2013	10,168.86	10,011.54	157.32
131. ADR CHICAGO BRDG & IRON CO N V N Y REGISTRY SH NV	02/13/2013	06/14/2013	7,751.72	6,886.67	865.05
3000. EXACTTARGET INC COM STK	06/11/2013	06/14/2013	100,738.24	100,873.20	-134.96
431. LIBERTY INTERACTIVE CORP	10/09/2012	06/14/2013	35,372.13	15,511.69	19,860.44
2000. #REORG/LIFE TECHNOLOGIES CORP CASH MERGER EFF 02-03	04/15/2013	06/14/2013	148,009.02	146,411.87	1,597.15
500. NEWMONT MINING CORP	08/21/2012	06/14/2013	16,729.00	24,416.65	-7,687.65
580. RYMAN HOSPITALITY PPTYS INC COM	12/06/2012	06/14/2013	20,844.83	21,127.10	-282.27
5000. GARDNER DENVER MACHINERY	03/25/2013	06/17/2013	377,050.93	375,098.00	1,952.93
1420. BIGLARI HOLDINGS INC RT	08/23/2013	09/05/2013	43,762.49	NONE	43,762.49
2000. EATON CORP PLC COM USD0.50	12/03/2012	09/10/2013	135,415.24	102,414.15	33,001.09
Totals					

JSA
3F0971 1 000

WOLFSON FOUNDATION CLEARING ACCOUNT 26-25314
Schedule D Detail of Short-term Capital Gains and Losses

[illegible]

JSA
3F0971 1 000

WOLFSON FOUNDATION CLEARING ACCOUNT 26-25314

Schedule D Detail of Long-term Capital Gains and Losses

Description	Date Acquired	Date Sold	Gross Sales Price	Cost or Other Basis	Long-term Gain/Loss
.47 TOOTSIE ROLL INDS INC	01/28/2009	03/01/2013	12.53	10.09	2.44
1000. FEDERAL MOGUL CORP COM STK	12/31/2009	03/25/2013	5,996.66	17,267.97	-11,271.31
500. FLOWSERVE CORP	11/08/1999	03/25/2013	83,032.13	8,530.00	74,502.13
200. PRECISION CASTPARTS CORP	12/16/1994	03/25/2013	38,628.35	1,726.65	36,901.70
1200. UNITED STATES STL CORP NEW	03/04/2011	03/26/2013	23,526.43	60,253.23	-36,726.80
250. REGENERON PHARMACEUTICALS	06/21/2006	05/01/2013	60,869.53	3,114.08	57,755.45
4000. ALCOA INC	01/03/2011	05/14/2013	34,192.03	64,029.20	-29,837.17
1000. AMETEK INC NEW	02/17/1994	05/14/2013	42,465.04	1,489.51	40,975.53
3000. TIVO INC	11/25/2009	05/14/2013	36,508.68	31,326.00	5,182.68
3000. DE MASTER BLENDERS EURO.12	01/18/2011	05/14/2013	46,859.04	37,837.73	9,021.31
1500. ADR WUXI PHARMATECH CAYMAN INC SPONSOREDADR REPSTG OR	05/20/2010	05/17/2013	30,434.31	26,164.95	4,269.36
5000. DE MASTER BLENDERS EURO.12	01/25/2011	05/17/2013	77,818.25	62,998.78	14,819.47
1000. BRISTOL MYERS SQUIBB CO	12/08/2011	05/29/2013	46,509.89	33,630.00	12,879.89
100. AMC NETWORKS INC CL A	06/21/2006	06/13/2013	6,351.99	2,018.18	4,333.81
4000. ALCOA INC	01/03/2011	06/13/2013	32,692.62	64,029.20	-31,336.58
500. AMETEK INC NEW	02/17/1994	06/13/2013	21,145.18	744.75	20,400.43
2000. ARCHER DANIELS MIDLAND CO	12/01/1998	06/13/2013	66,215.84	31,702.32	34,513.52
100. ARRIS GROUP INC NEW COM	07/30/2008	06/13/2013	1,430.03	851.39	578.64
200. AVNET INC	07/27/2006	06/13/2013	6,675.88	3,527.08	3,148.80
500. A H BELO CORP	04/30/2012	06/13/2013	6,789.88	3,339.80	3,450.08
600. BERKLEY W R CORP COM	04/05/2012	06/13/2013	24,817.06	21,879.48	2,937.58
400. CAMECO CORP COM	06/21/2006	06/13/2013	8,276.06	15,290.60	-7,014.54
900. CIN BELL INC NEW COM STK	06/21/2006	06/13/2013	2,862.40	3,531.96	-669.56
100. COGNEX CORP	01/02/2008	06/13/2013	4,496.92	1,998.55	2,498.37
1000. CONSOL ENERGY INC COM	10/18/2010	06/13/2013	32,103.44	38,208.25	-6,104.81
1000. CRANE CO	01/24/2007	06/13/2013	59,068.27	37,173.60	21,894.67
100. CUMMINS ENGINE INC	06/21/2006	06/13/2013	11,684.97	2,803.38	8,881.59
200. DISCOVERY COMMUNICATIONS INC NEW COM SERC COM SER C	06/21/2006	06/13/2013	13,234.67	2,567.76	10,666.91
500. DISH NETWORK CORP CL A COM STK	01/04/2011	06/13/2013	18,774.67	9,800.05	8,974.62
1000. DOMINION RES INC VA NEW	11/24/2008	06/13/2013	55,906.02	37,412.00	18,494.02
Totals					

JSA
3F0970 1 000

WOLFSON FOUNDATION CLEARING ACCOUNT 26-25314

Schedule D Detail of Long-term Capital Gains and Losses

Description	Date Acquired	Date Sold	Gross Sales Price	Cost or Other Basis	Long-term Gain/Loss
500. FIRSTENERGY CORP	06/13/2003	06/13/2013	19,139.66	6,756.00	12,383.66
1000. FLOWERS FOODS INC	05/07/2001	06/13/2013	33,165.72	3,553.58	29,612.14
400. GANNETT INC	02/13/2012	06/13/2013	10,147.82	5,966.52	4,181.30
400. HARMONIC INC	06/21/2006	06/13/2013	2,452.16	1,665.24	786.92
100. HELMERICH & PAYNE INC	06/21/2006	06/13/2013	6,105.04	2,797.51	3,307.53
200. HEXCEL CORP NEW COM	01/31/2007	06/13/2013	6,936.08	3,750.00	3,186.08
100. IAC / INTERACTIVECORP COM PAR \$.001 STK	04/28/2009	06/13/2013	4,942.01	1,611.11	3,330.90
200. ION GEOPHYSICAL CORP COM	05/23/2007	06/13/2013	1,187.98	3,029.94	-1,841.96
200. ISIS PHARMACEUTICALS	06/19/2007	06/13/2013	4,644.22	1,810.20	2,834.02
200. JDS UNIPHASE CORP COM PAR \$.001 COM PAR\$.001	04/13/2012	06/13/2013	2,826.05	2,603.02	223.03
200. JANUS CAP GROUP INC	04/26/2012	06/13/2013	1,695.97	1,545.86	150.11
100. KANSAS CITY SOUTHERN INDS INC NEW	03/05/2009	06/13/2013	10,984.06	1,353.71	9,630.35
600. KINDER MORGAN INC DEL COM	05/31/2012	06/13/2013	22,427.60	12,333.60	10,094.00
400. LSI LOGIC CORP	10/29/2008	06/13/2013	2,884.15	1,469.60	1,414.55
100. LAM RESEARCH CORP	06/21/2006	06/13/2013	4,697.92	4,579.78	118.14
200. LAS VEGAS SANDS CORP	04/08/2009	06/13/2013	11,151.89	789.29	10,362.60
600. LIBERTY MEDIA CORP CL A CL	09/04/1996	06/13/2013	73,757.99	1,424.27	72,333.72
100. LIBERTY MEDIA CORP CL A CL	04/17/2009	06/13/2013	12,290.24	991.08	11,299.16
100. THE MADISON SQUARE GARDEN COMPANY	06/21/2006	06/13/2013	5,868.10	1,568.08	4,300.02
100. MEADWESTVACO CORP	06/21/2006	06/13/2013	3,524.94	2,420.87	1,104.07
200. MEDICINES COMPANY COM	06/11/2012	06/13/2013	6,670.18	4,398.24	2,271.94
1000. MODINE MFG CO	08/27/1985	06/13/2013	10,449.81	4,264.57	6,185.24
100. MOSAIC CO/THE	06/28/2011	06/13/2013	5,784.00	6,504.17	-720.17
100. MYRIAD GENETICS INC	06/21/2006	06/13/2013	3,660.99	1,138.84	2,522.15
200. NII HLDGS INC COM NEW CL B NEW	03/21/2012	06/13/2013	1,437.97	3,575.16	-2,137.19
1000. NEWS CORP CL A	06/27/1986	06/13/2013	30,949.46	15,490.00	15,459.46
100. ONYX PHARMACEUTICALS INC.	06/01/2009	06/13/2013	8,893.40	2,413.78	6,479.62
100. PRECISION CASTPARTS CORP	06/21/2006	06/13/2013	21,812.62	5,576.89	16,235.73
100. RTI INTL METALS INC	05/01/2008	06/13/2013	2,865.95	4,146.00	-1,280.05
500. RF MICRODEVICES INC	09/21/2007	06/13/2013	2,605.20	3,146.02	-540.82
Totals					

JSA
3F0970 1 000

WOLFSON FOUNDATION CLEARING ACCOUNT 26-25314
Schedule D Detail of Long-term Capital Gains and Losses

Description	Date Acquired	Date Sold	Gross Sales Price	Cost or Other Basis	Long-term Gain/Loss
100. RAYMOND JAMES FINANCIAL	01/12/2009	06/13/2013	4,195.03	1,705.62	2,489.41
100. REGENERON PHARMACEUTICALS	06/21/2006	06/13/2013	24,047.58	1,245.63	22,801.95
100. ROBERT HALF INTL INC	06/21/2006	06/13/2013	3,384.94	4,053.06	-668.12
2000. ROLLINS INC	05/15/1996	06/13/2013	49,843.13	9,107.17	40,735.96
1000. SWJ CORP	09/09/2003	06/13/2013	26,870.13	14,190.83	12,679.30
200. SAKS INC	04/04/2008	06/13/2013	2,900.05	2,526.64	373.41
300. SEACHANGE INTL INC COM	07/02/2008	06/13/2013	3,363.99	2,120.19	1,243.80
200. SEATTLE GENETICS INC COM	09/02/2008	06/13/2013	6,502.29	2,261.66	4,240.63
300. SINCLAIR BROADCAST GROUP INC CL A	03/26/2010	06/13/2013	8,064.31	1,454.64	6,609.67
100. STARZ LIBERTY SER A COMMON STOCK SER A LIBERTY CAP CO	04/17/2009	06/13/2013	2,261.96	113.96	2,148.00
200. TW TELECOM INC CL A STK	07/24/2008	06/13/2013	5,727.90	3,078.82	2,649.08
516. TOOTSIE ROLL INDS INC	01/28/2009	06/13/2013	16,526.83	11,072.07	5,454.76
300. TRIMBLE NAVIGATION LTD	07/08/2011	06/13/2013	7,812.01	6,132.50	1,679.51
400. TRIQUINT SEMICONDUCTOR INC	06/21/2006	06/13/2013	2,732.15	1,741.12	991.03
100. UNIFI INC COM	06/21/2006	06/13/2013	2,104.96	900.45	1,204.51
100. U S CELLULAR CORPORATION	06/21/2006	06/13/2013	3,348.44	5,916.17	-2,567.73
200. VISHAY INTERTECHNOLOGY INC	06/21/2006	06/13/2013	2,791.95	2,761.46	30.49
500. ADR WUXI PHARMATECH CAYMAN INC SPONSOREDADR REPSTG OR	05/20/2010	06/13/2013	10,712.31	8,721.65	1,990.66
100. WADDELL & REED FINL INC CL	10/29/2008	06/13/2013	4,647.92	1,301.65	3,346.27
600. LIBERTY GLOBAL PLC USD0.01	09/04/1996	06/13/2013	43,774.23	3,038.10	40,736.13
600. LIBERTY GLOBAL PLC -SERIES C COM	09/04/1996	06/13/2013	41,150.30	2,785.63	38,364.67
200. ROWAN COMPANIES PLC	05/18/2012	06/13/2013	6,558.09	6,119.84	438.25
5000. WEATHERFORD INTL LTD	05/02/2011	06/13/2013	68,448.80	99,899.80	-31,451.00
100. INTERXION HLDG NV COM	11/03/2011	06/13/2013	2,621.10	1,325.80	1,295.30
500. AMETEK INC NEW	02/17/1994	06/14/2013	21,263.42	744.75	20,518.67
500. AMPCO-PITTSBURG CORP	02/20/1987	06/14/2013	9,284.83	7,300.00	1,984.83
1000. ARCHER DANIELS MIDLAND CO	12/01/1998	06/14/2013	33,414.51	15,851.16	17,563.35
500. ASCENT CAP GROUP INC COM SER A STK	10/01/2008	06/14/2013	37,195.35	12,351.35	24,844.00
500. CHURCH & DWIGHT INC	08/31/1993	06/14/2013	30,528.46	2,037.92	28,490.54
8000. CIN BELL INC NEW COM STK	01/17/2002	06/14/2013	25,599.55	66,484.60	-40,885.05
Totals					

JSA
3F0970 1 000

WOLFSON FOUNDATION CLEARING ACCOUNT 26-25314
Schedule D Detail of Long-term Capital Gains and Losses

Description	Date Acquired	Date Sold	Gross Sales Price	Cost or Other Basis	Long-term Gain/Loss
300. DISCOVERY COMMUNICATIONS INC NEW COM SERA STK	09/04/1996	06/14/2013	22,778.59	1,034.91	21,743.68
300. DISCOVERY COMMUNICATIONS INC NEW COM SERC COM SER C	09/04/1996	06/14/2013	20,263.64	929.22	19,334.42
2000. DIRECTV COM COM	10/02/2007	06/14/2013	122,821.26	49,427.00	73,394.26
500. DOMINION RES INC VA NEW	06/24/2009	06/14/2013	28,181.50	16,397.50	11,784.00
1000. ECHOSTAR CORPORATION	12/24/2009	06/14/2013	39,541.50	24,061.77	15,479.73
700. ECOLAB INC	12/15/1993	06/14/2013	58,902.99	3,923.50	54,979.49
1000. EL PASO ELECTRIC CO NEW	11/08/1999	06/14/2013	35,299.38	9,380.00	25,919.38
300. ENERGIZER HLDGS INC	05/31/1994	06/14/2013	30,272.46	74,975.74	-44,703.28
1000. FEDERAL MOGUL CORP COM STK	12/31/2009	06/14/2013	9,897.32	17,267.96	-7,370.64
500. FIRSTENERGY CORP	06/13/2003	06/14/2013	19,124.66	6,756.00	12,368.66
2000. JOHNSON & JOHNSON	09/14/2007	06/14/2013	169,880.04	126,258.60	43,621.44
50. LIBERTY INTERACTIVE CORP	09/04/1996	06/14/2013	4,103.49	567.60	3,535.89
800. LIBERTY MEDIA CORP CL A CL	09/04/1996	06/14/2013	99,828.30	1,899.03	97,929.27
1000. LIN TV CORP CL A	04/07/2009	06/14/2013	13,720.76	1,360.00	12,360.76
3000. LUFKIN INDS INC COM	12/18/2008	06/14/2013	265,355.38	52,681.50	212,673.88
1000. MODINE MFG CO	08/27/1985	06/14/2013	10,452.31	4,264.57	6,187.74
1500. NEWS CORP CL A	09/17/1991	06/14/2013	47,220.82	23,064.13	24,156.69
200. PRECISION CASTPARTS CORP	12/16/1994	06/14/2013	43,989.23	1,726.65	42,262.58
500. ADR WUXI PHARMATECH CAYMAN INC SPONSOREDADR REPSTG OR	07/30/2010	06/14/2013	10,684.81	7,522.55	3,162.26
400. LIBERTY GLOBAL PLC USD0.01	09/04/1996	06/14/2013	29,458.48	2,025.40	27,433.08
400. LIBERTY GLOBAL PLC -SERIES C COM	09/04/1996	06/14/2013	27,567.91	1,857.08	25,710.83
500. AMC NETWORKS INC CL A	06/05/1997	06/17/2013	32,011.09	2,528.43	29,482.66
2000. ARCHER DANIELS MIDLAND CO	12/01/1998	06/17/2013	66,803.23	31,702.33	35,100.90
500. ASCENT CAP GROUP INC COM SER A STK	10/01/2008	06/17/2013	36,713.91	12,351.34	24,362.57
400. BERKLEY W R CORP COM	04/05/2012	06/17/2013	16,593.71	14,586.32	2,007.39
400. BLACK HILLS CORP	07/27/2009	06/17/2013	19,389.26	10,386.00	9,003.26
600. BLACK HILLS CORP	07/27/2009	06/17/2013	29,083.89	15,579.00	13,504.89
500. CHURCH & DWIGHT INC	08/31/1993	06/17/2013	30,996.11	2,037.92	28,958.19
2000. COCA COLA CO	08/20/2009	06/17/2013	81,438.58	49,459.20	31,979.38
Totals					

JSA
3F0970 1 000

WOLFSON FOUNDATION CLEARING ACCOUNT 26-25314

Schedule D Detail of Long-term Capital Gains and Losses

Description	Date Acquired	Date Sold	Gross Sales Price	Cost or Other Basis	Long-term Gain/Loss
300. DISCOVERY COMMUNICATIONS INC NEW COM SERA STK	09/04/1996	06/17/2013	23,125.59	1,034.91	22,090.68
300. DISCOVERY COMMUNICATIONS INC NEW COM SERC COM SER C	09/04/1996	06/17/2013	20,656.76	929.22	19,727.54
1000. DIRECTV COM COM	10/02/2007	06/17/2013	62,126.21	24,713.50	37,412.71
1000. FIRSTENERGY CORP	06/13/2003	06/17/2013	38,203.33	13,511.99	24,691.34
500. FLOWERS FOODS INC	05/07/2001	06/17/2013	17,024.70	1,776.79	15,247.91
1000. HONEYWELL INTL INC	06/14/2001	06/17/2013	79,612.71	37,583.20	42,029.51
1000. IDEX CORP	10/23/1991	06/17/2013	53,878.06	3,223.70	50,654.36
1000. NEXTERA ENERGY INC COM	10/01/2008	06/17/2013	80,647.69	50,338.50	30,309.19
200. PRECISION CASTPARTS CORP	12/16/1994	06/17/2013	44,063.63	1,726.65	42,336.98
400. TOOTSIE ROLL INDS INC	01/28/2009	06/17/2013	12,913.21	8,583.00	4,330.21
500. ADR WUXI PHARMATECH CAYMAN INC SPONSOREDADR REPSTG OR	07/30/2010	06/17/2013	10,595.81	7,522.55	3,073.26
500. ADR WUXI PHARMATECH CAYMAN INC SPONSOREDADR REPSTG OR	07/30/2010	06/17/2013	10,595.81	7,522.55	3,073.26
300. LIBERTY GLOBAL PLC USD0.01	09/04/1996	06/17/2013	21,992.90	1,519.05	20,473.85
300. LIBERTY GLOBAL PLC -SERIES C COM	09/04/1996	06/17/2013	20,586.65	1,392.81	19,193.84
400. LAM RESEARCH CORP	06/21/2006	06/18/2013	19,026.22	18,319.12	707.10
5000. ION GEOPHYSICAL CORP COM	12/07/2009	06/19/2013	30,236.97	60,847.03	-30,610.06
10. BIGLARI HLDGS INC CL A COM	12/31/2009	06/24/2013	4,013.06	3,272.12	740.94
400. DISCOVERY COMMUNICATIONS INC NEW COM SERA STK	09/04/1996	06/24/2013	29,762.48	1,357.91	28,404.57
400. DISCOVERY COMMUNICATIONS INC NEW COM SERC COM SER C	09/04/1996	06/24/2013	26,694.53	1,219.23	25,475.30
300. ECOLAB INC	12/15/1993	06/24/2013	25,046.56	1,681.50	23,365.06
350. FLOWERS FOODS INC	05/07/2001	06/24/2013	7,545.86	829.17	6,716.69
200. LIBERTY MEDIA CORP CL A CL	09/04/1996	06/24/2013	24,536.77	474.76	24,062.01
500. ELI LILLY & CO	12/18/2008	06/24/2013	24,555.57	18,686.50	5,869.07
500. LIN TV CORP CL A	04/07/2009	06/24/2013	7,034.87	680.00	6,354.87
200. ONEOK INC NEW	07/27/2009	06/24/2013	8,147.85	3,326.50	4,821.35
200. PRECISION CASTPARTS CORP	12/16/1994	06/24/2013	41,993.26	1,726.65	40,266.61
200. LIBERTY GLOBAL PLC USD0.01	09/04/1996	06/24/2013	13,803.05	1,012.70	12,790.35
Totals					

WOLFSON FOUNDATION CLEARING ACCOUNT 26-25314

Schedule D Detail of Long-term Capital Gains and Losses

Description	Date Acquired	Date Sold	Gross Sales Price	Cost or Other Basis	Long-term Gain/Loss
200. LIBERTY GLOBAL PLC -SERIES C COM	09/04/1996	06/24/2013	13,064.77	928.54	12,136.23
.5 MALLINCKRODT PLC COMMON	03/21/2011	07/01/2013	22.04	13.99	8.05
100. PALL CORP	06/21/2006	07/09/2013	6,947.87	2,780.09	4,167.78
100. VALSPAR CORP	06/21/2006	07/09/2013	6,690.88	2,692.15	3,998.73
300. LAM RESEARCH CORP	06/21/2006	07/10/2013	14,575.27	13,739.34	835.93
1100. MEADWESTVACO CORP	06/21/2006	07/15/2013	39,664.32	26,629.52	13,034.80
3300. A H BELO CORP	04/30/2012	07/16/2013	46,144.74	22,042.68	24,102.06
6500. LIN TV CORP CL A	04/07/2009	07/31/2013	95,745.00	6,181.40	89,563.60
1200. ONEOK INC NEW	07/27/2009	07/31/2013	64,599.79	19,959.00	44,640.79
312. MALLINCKRODT PLC COMMON	03/21/2011	08/05/2013	14,170.17	8,729.48	5,440.69
3000. AMETEK INC NEW	02/17/1994	09/20/2013	137,548.20	4,468.53	133,079.67
800. ASCENT CAP GROUP INC COM SER A STK	10/07/2008	09/20/2013	66,780.79	19,212.06	47,568.73
1000. AUTONATION INC	07/03/2008	09/20/2013	54,095.75	9,341.40	44,754.35
1000. HONEYWELL INTL INC	06/14/2001	09/20/2013	86,259.79	37,583.20	48,676.59
1500. IDEX CORP	10/23/1991	09/20/2013	97,222.15	4,835.56	92,386.59
500. PATTERSON COMPANIES INC	11/28/2006	09/20/2013	20,428.64	18,241.25	2,187.39
400. PRECISION CASTPARTS CORP	12/16/1994	09/20/2013	93,725.48	3,453.30	90,272.18
800. ROCKWELL INTL CORP NEW	04/14/2009	09/20/2013	86,575.21	22,494.24	64,080.97
4000. ROLLINS INC	05/15/1996	09/20/2013	103,948.18	17,780.77	86,167.41
500. SENSIENT TECHNOLOGIES CORP	06/17/2004	09/20/2013	23,670.48	10,492.50	13,177.98
500. LIBERTY GLOBAL PLC USD0.01	09/04/1996	09/20/2013	39,760.10	2,499.48	37,260.62
500. LIBERTY GLOBAL PLC -SERIES C COM	09/04/1996	09/20/2013	37,517.69	2,291.78	35,225.91
2000. ONYX PHARMACEUTICALS INC.	06/01/2009	10/08/2013	250,000.00	48,275.60	201,724.40
1000. AMETEK INC NEW	02/17/1994	10/17/2013	45,435.20	1,489.51	43,945.69
500. IDEX CORP	10/23/1991	10/17/2013	32,684.38	1,611.85	31,072.53
1000. MODINE MFG CO	09/23/1985	10/17/2013	14,844.14	3,994.31	10,849.83
200. PRECISION CASTPARTS CORP	12/16/1994	10/17/2013	48,164.16	1,691.36	46,472.80
50. REGENERON PHARMACEUTICALS	06/21/2006	10/29/2013	14,978.02	622.81	14,355.21
4600. SAKS INC	10/16/2008	11/05/2013	73,600.00	54,236.44	19,363.56
5000. A H BELO CORP	02/05/2009	12/24/2013	68,750.00	7,511.70	61,238.30
5300. A H BELO CORP	04/30/2012	12/24/2013	72,875.00	7,889.72	64,985.28
3000. COHEN & STEERS INC COM	10/18/2010	12/30/2013	122,291.07	69,426.47	52,864.60
Totals					

JSA
3F0970 1 000

WOLFSON FOUNDATION CLEARING ACCOUNT 26-25314
Schedule D Detail of Long-term Capital Gains and Losses

[illegible]